

GaVaMoE: Gaussian-Variational Gated Mixture of Experts for Explainable Recommendation

Fei Tang[◇] Yongliang Shen[◇] Hang Zhang[◇] Zeqi Tan[◇]
 Wenqi Zhang[◇] Zhibiao Huang[◆] Kaitao Song[♡] Weiming Lu[◇] Yueting Zhuang[◇]
[◇]Zhejiang University [♡]Microsoft Research Asia [◆]Baidu Inc., China
 flysugar@zju.edu.cn syl@zju.edu.cn 22451046@zju.edu.cn zqtan@zju.edu.cn
 zhangwenqi@zju.edu.cn huangzhibiao@baidu.com kaitaosong@microsoft.com
 luwm@zju.edu.cn yzhuang@zju.edu.cn

Abstract

Recent advances in large language models (LLMs) have enabled natural language explanations in recommendation systems. However, current LLM-based explainable recommendation approaches face three critical limitations: inadequate modeling of user-item collaborative preferences, insufficient personalization in generated explanations, and poor performance with sparse user interactions. We present GaVaMoE, a Gaussian-Variational Gated Mixture of Experts framework that addresses these challenges through a novel two-stage architecture. GaVaMoE first employs a Variational Autoencoder (VAE) with Gaussian Mixture Model (GMM) to learn rich collaborative preference representations and cluster users with similar behaviors. These learned representations then inform a multi-gating mechanism that routes user-item pairs to specialized expert models for generating targeted explanations. This hierarchical design enables both effective preference modeling and personalized explanation generation, particularly benefiting scenarios with sparse interactions by leveraging user similarities. Experiments on three real-world datasets demonstrate that GaVaMoE significantly outperforms existing methods in explanation quality, personalization, and consistency, while maintaining robust performance for users with limited historical data¹.

1 Introduction

Recommendation systems are fundamental to modern digital platforms, helping users navigate vast information spaces through personalized suggestions. A critical challenge in these systems is providing clear explanations for recommendations, as explanations significantly impact user trust and decision-making (Tintarev and Masthoff, 2015; Zhang, 2019). This raises a fundamental question: **How can we generate personalized, high-quality**

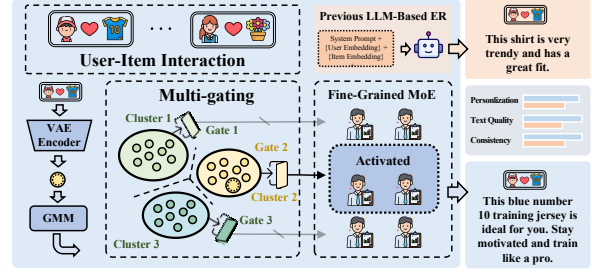


Figure 1: Comparison between traditional LLM-based recommendation systems and GaVaMoE. (a) Traditional approaches directly map user-item IDs to LLM prompts for explanation generation. (b) GaVaMoE first encodes user-item interactions through VAE-GMM clustering, then routes them to specialized experts via multi-gating for personalized explanations.

explanations that effectively communicate the reasoning behind recommendations?

Recent advances in large language models (LLMs) have revolutionized natural language generation, presenting new opportunities for explainable recommendations. Several pioneering works have demonstrated LLMs’ potential in generating contextual explanations. PEPLER (Li et al., 2023) introduced GPT-2-based transfer learning with user-item IDs as prompts, while LLM2ER (Yang et al., 2024) enhanced this approach with personalized prompting. XRec (Ma et al., 2024) further integrated collaborative filtering signals and user-item profiles, bridging traditional recommendation techniques with LLM capabilities.

However, current LLM-based explainable recommendation systems face three critical challenges: (1) *Limited Collaborative Preference Modeling*: Existing approaches rely on simple concatenation of user-item IDs to model collaborative relationships. This direct mapping of discrete IDs to embeddings fails to capture the complex, non-linear relationships between users and items, resulting in suboptimal preference modeling. (2) *Insufficient Personalization*: Generated explanations

¹<https://github.com/sugarandgugu/GaVaMoE>.

often lack user-specific nuance, producing generic recommendations that fail to reflect individual preferences and behaviors. This limitation stems from inadequate mechanisms for capturing and utilizing personalized user characteristics. (3) *Poor Handling of Data Sparsity*: Current systems struggle with sparse user-item interactions, a common scenario in real-world applications. Without effective mechanisms to transfer knowledge between similar users or items, these approaches fail to generate meaningful explanations for users with limited historical data or for niche items.

To address these challenges, we propose GaVaMoE, a Gaussian-Variational Gated Mixture of Experts framework for generating personalized explanations in recommendation systems. Our key insight is that effective explanation generation requires both deep understanding of user preferences and specialized generation strategies for different user groups, as shown in Figure 1. Building on this insight, GaVaMoE employs a two-stage approach: First, it leverages a Variational Autoencoder (VAE) combined with Gaussian Mixture Model (GMM) to learn rich collaborative preference representations and naturally cluster users with similar behaviors. These learned representations capture complex user-item relationships while providing a robust foundation for handling sparse data. Then, utilizing these learned representations and user clusters, a dynamic multi-gating mechanism intelligently routes user-item pairs to specialized expert models, each trained to generate explanations tailored to specific user preference patterns. This hierarchical design ensures both deep collaborative preference modeling and highly personalized explanation generation, effectively addressing the limitations of existing approaches.

Our contributions are threefold:

- We introduce a novel VAE-GMM architecture that effectively captures complex user-item collaborative preferences while naturally handling data sparsity through learned latent representations.
- We develop a dynamic multi-gating mechanism that intelligently routes user-item pairs to specialized experts, enabling highly personalized explanations even for users with limited interaction history.
- Through extensive experiments on three real-world datasets, we demonstrate that GaVa-

MoE significantly outperforms existing methods across multiple metrics, including explanation quality, personalization, and consistency.

2 Method

We present GaVaMoE, a framework that addresses the challenges of personalization and data sparsity in explainable recommendation through a two-stage approach. As illustrated in Figure 2, GaVaMoE consists of two key components: (1) a VAE-GMM module for capturing deep collaborative preferences and clustering users (§ 2.2), and (2) a multi-gating mixture of experts architecture for generating personalized explanations (§ 2.3). We first formalize the task (§ 2.1), then detail each component and their integration (§ 2.2-§ 2.3), and finally describe our training strategy (§ 2.4).

2.1 Task Formulation

The explainable recommendation task aims to generate both item recommendations and natural language explanations that reflect user preferences. Given a user-item pair (u, i) where $u \in U$ is a user ID and $i \in I$ is an item ID, we observe a rating $r_{u,i} \in R_{>0}$ indicating user u 's preference for item i . Each item is associated with a set of features $f_{u,i} \in F$ (e.g., genre tags for movies) that characterize its attributes. Following (Yang et al., 2024), we incorporate these features into the LLM prompt to enhance explanation generation. The input prompt undergoes tokenization and passes through the LLM's attention layers before reaching the routing component, ensuring effective encoding of semantic information.

Formally, given inputs $(u, i, r_{u,i}, f_{u,i})$, our model aims to generate a personalized explanation $\hat{e}_{u,i}$ that reflects both the user's preferences and the item's characteristics. The key challenge lies in capturing complex user-item collaborative relationships while generating explanations that are both personalized and informative, especially in scenarios with sparse user interactions.

2.2 Collaborative Modeling with VAE-GMM

The foundation of GaVaMoE is a VAE-GMM module that jointly learns collaborative preferences and clusters users with similar behaviors. This component serves two crucial purposes: modeling complex user-item relationships and providing a principled basis for the multi-gating routing strategy.

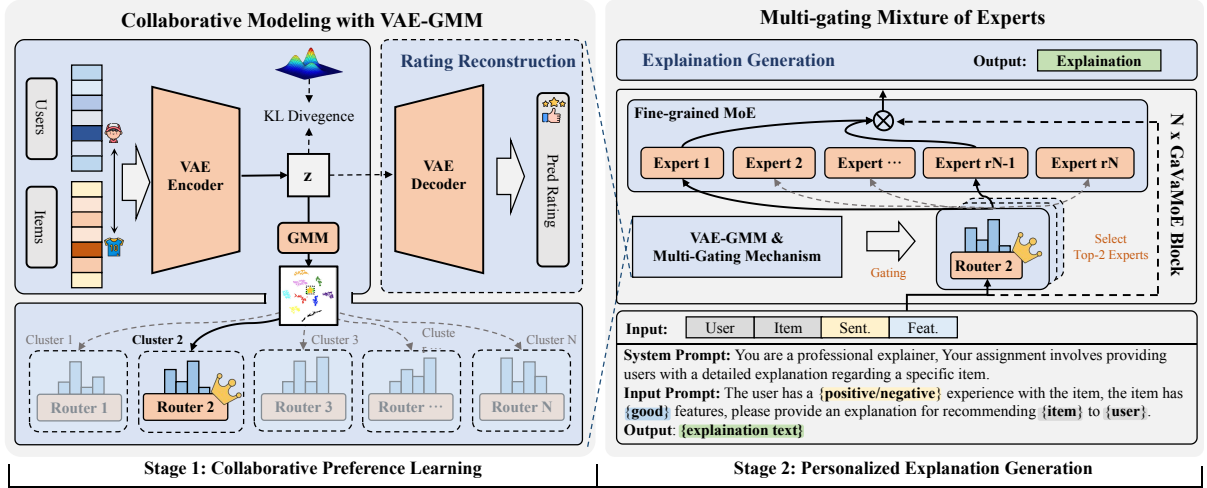


Figure 2: Architecture overview of GaVaMoE. The framework consists of N stacked blocks, each containing: (1) a VAE-GMM module that learns collaborative preferences and clusters users with similar behaviors, and (2) a multi-gating mixture of experts that routes user-item pairs to specialized experts based on learned clusters. The model employs a two-stage training process, first optimizing collaborative preference learning and clustering, then fine-tuning for personalized explanation generation.

2.2.1 Learning Latent Preferences with VAE

To effectively capture complex user-item collaborative relationships, we employ a VAE to learn compact and informative latent representations. Rather than directly modeling user-item interactions in their original sparse space, we map them to a dense latent space that encodes underlying preference patterns.

Formally, for each user-item pair (u, i) , the encoder E maps their embeddings to a probabilistic latent space, parameterized by mean μ and log-variance $\log(\sigma)^2$:

$$[\mu, \log(\sigma)^2] = E(u, i) \quad (1)$$

To enable effective gradient-based training while maintaining the probabilistic nature of our representations, we employ the reparameterization trick:

$$z = \mu + \varepsilon\sigma, \quad \varepsilon \sim N(0, I) \quad (2)$$

This transformation allows us to sample from the learned distribution while maintaining differentiability. The sampled latent vector z captures the user’s preference patterns in a compact form.

The decoder D then maps these latent preferences back to the rating space:

$$\hat{r}_{u,i} = D(z) \quad (3)$$

This probabilistic encoding serves three key purposes: (1) it learns robust preference representations that capture underlying patterns in user behavior,

(2) it provides a structured latent space that facilitates subsequent user clustering, and (3) it naturally handles sparse interactions by learning to generalize across similar preference patterns. These learned representations form the foundation for our preference-guided clustering and personalized explanation generation.

2.2.2 User Clustering with GMM

To enable personalized routing in our multi-gating mechanism, we extend the VAE with a Gaussian Mixture Model that clusters users based on their collaborative preferences. The GMM assumes that user-item embeddings follow a mixture of K Gaussian distributions, defined as $P = \text{GMM}(\pi, \bar{\mu}, (\bar{\sigma})^2)$, where π represents mixture weights, and $\bar{\mu}, (\bar{\sigma})^2$ are component-wise means and variances.

The joint distribution over observations x , latent variables z , and cluster assignments c is:

$$p(x, z, c) = p(x|z)p(z|c)p(c) \quad (4)$$

where:

$$p(c) = \text{Cat}(c|\pi) \quad (5)$$

$$p(z|c) = \mathcal{N}(z|\bar{\mu}_c, (\bar{\sigma}_c)^2 I) \quad (6)$$

$$p(x|z) = \text{Ber}(x|\mu_x) \quad (7)$$

This formulation enables simultaneous learning of latent representations and cluster assignments through ELBO optimization (detailed in Appendix

C). The resulting clusters naturally correspond to gates in our multi-gating mechanism, providing a data-driven routing strategy that directs user-item pairs to appropriate expert models based on learned preference patterns.

2.3 Multi-gating Mixture of Experts

Building on the learned user clusters from VAE-GMM, we design a multi-gating mixture of experts architecture that enables fine-grained personalization in explanation generation. Our approach extends traditional MoE by introducing cluster-aware routing and specialized expert decomposition.

2.3.1 Multi-gating for Expert Selection

We design a cluster-aware multi-gating mechanism to address two key challenges in explainable recommendation: (1) different user groups require distinct explanation strategies, and (2) users with similar preferences should share explanation patterns. The multi-gating mechanism leverages learned cluster information to route user-item pairs to appropriate experts.

Cluster-based Gate Assignment For an input with latent embedding \mathbf{z} , we first compute its soft assignment to each cluster using the posterior probability:

$$\gamma_c = \frac{\pi_c \cdot \mathcal{N}(\mathbf{z} | \bar{\mu}_c, (\bar{\sigma}_c)^2)}{\sum_{c'=1}^K \pi_{c'} \cdot \mathcal{N}(\mathbf{z} | \bar{\mu}_{c'}, (\bar{\sigma}_{c'})^2)} \quad (8)$$

where π_c is the prior probability of cluster c , and $\mathcal{N}(\mathbf{z} | \bar{\mu}_c, (\bar{\sigma}_c)^2)$ is the likelihood of \mathbf{z} under cluster c 's Gaussian distribution.

Gate Selection and Routing We establish a one-to-one correspondence between clusters and gates, where each cluster c corresponds to a specific gate G_c in our set of gates $G = G_1, \dots, G_K$. The input is routed to the gate corresponding to its most probable cluster:

$$\bar{c} = \operatorname{argmax}_c \gamma_c \quad (9)$$

This cluster-aware routing design enables coherent explanation generation by directing users with similar preferences to the same gate, while leveraging collective knowledge within clusters to handle sparse user interactions. Each gate naturally develops specialized expertise for specific preference patterns, leading to more targeted and relevant explanations.

2.3.2 Fine-grained Mixture of Experts

Traditional MoE architectures face a fundamental trade-off between expert specialization and computational efficiency. While increasing the number of experts can enhance specialization, it leads to prohibitive computational costs (Dai et al., 2024). To address this challenge, we propose a fine-grained expert decomposition strategy that enables more precise modeling of explanation patterns while maintaining efficiency.

Instead of replicating entire feed-forward networks, we decompose each expert into smaller specialized units. Given an original expert with hidden dimension d , we reduce its dimension to d/r while increasing the number of experts from N to rN , where r is the decomposition factor. This design maintains the total parameter count while enabling finer-grained specialization:

$$N \cdot d = rN \cdot (d/r) \quad (10)$$

For an input x routed to gate $G_{\bar{c}}$, expert selection proceeds through a two-step process: First, we compute expert selection scores within the gate:

$$G_{\bar{c}}(x)_i = \frac{e_i^{\mathbf{W} \cdot x}}{\sum_{j=1}^{rN} e_j^{\mathbf{W} \cdot x}} \quad (11)$$

where \mathbf{W} represents the gate-specific routing weights. Then, we select the top- k experts (Ω) and combine their outputs:

$$y = \sum_{i \in \Omega} G_{\bar{c}}(x)_i \cdot E_i(x) \quad (12)$$

This fine-grained design enables more precise modeling of explanation patterns by allowing multiple specialized experts to collaboratively generate explanations. The top- k routing strategy ensures computational efficiency while maintaining the benefits of expert specialization. When combined with our cluster-aware routing, this architecture enables GaVaMoE to generate highly personalized explanations by matching user preferences with appropriate combinations of specialized experts.

2.4 Two-stage Training Objective

Training GaVaMoE requires careful coordination between collaborative preference learning and explanation generation. We adopt a two-stage training strategy that first establishes robust user representations and then leverages these for personalized explanation generation.

2.4.1 Stage 1: Collaborative Preference Learning

The first stage focuses on learning deep collaborative preferences through the VAE-GMM component. We optimize the Evidence Lower Bound (ELBO):

$$\begin{aligned}\mathcal{L}_{\text{ELBO}}(x, \beta) = & \mathbb{E}_{q(z, c|x)} [\log p(x|z)] \\ & - \beta \cdot \text{KL}(q(z, c|x) || p(z, c))\end{aligned}\quad (13)$$

This objective balances reconstruction accuracy with representation learning through two terms: (1) The reconstruction term $\mathbb{E}_{q(z, c|x)} [\log p(x|z)]$ ensures accurate modeling of user-item interactions (2) The KL divergence term, weighted by β , encourages structured latent representations that facilitate clustering

2.4.2 Stage 2: Personalized Explanation Generation

Building on the learned representations, the second stage trains the multi-gating mixture of experts for explanation generation. We optimize a combined objective:

$$\mathcal{L}_{\text{total}} = \alpha \cdot \mathcal{L}_{\text{ELBO}} + (1 - \alpha) \cdot \mathcal{L}_{\text{explanation}} \quad (14)$$

where $\mathcal{L}_{\text{explanation}}$ represents the negative log-likelihood of generating correct explanations, and α balances preference modeling with explanation quality. This formulation ensures that the model maintains accurate collaborative preference understanding while learning to generate personalized explanations.

This two-stage approach offers several benefits: it ensures stable learning of user preferences, enables effective knowledge transfer from preference modeling to explanation generation, and maintains the quality of both collaborative filtering and explanation generation components.

3 Experiment

3.1 Experiment Setup

To evaluate GaVaMoE, we used three diverse datasets: TripAdvisor², Amazon (Movies & TV)³, and Yelp⁴. TripAdvisor focuses on travel reviews, Amazon on movie and TV ratings, and Yelp on local businesses. As shown in Table 1, Yelp is

	TripAdvisor	Amazon	Yelp
#users	9,765	7,506	27,147
#items	6,280	7,360	20,266
#records	320,023	441,783	1,293,247
#features	5,069	5,399	7,340

Table 1: Statistics of the Datasets

the largest and potentially most sparse, followed by Amazon and TripAdvisor. This dataset variety helps assess GaVaMoE’s adaptability to different user behaviors and data sparsity. Each dataset was split into training, validation, and test sets (8:1:1). For more details, see Appendix B.

3.2 Results and Analysis

3.2.1 Main Results

Table 2 compares explanation generation methods on TripAdvisor, Yelp, and Amazon datasets. GaVaMoE outperforms all baselines, including XRec, across all metrics. Specifically, it improves over XRec by 6.39% on TripAdvisor, 4.46% on Yelp, and 2.57% on Amazon. GaVaMoE also achieves the highest BLEU-4 and ROUGE-L scores, with a BLEU-4 of 1.75% on Amazon, surpassing XRec’s 1.73%. Its performance reflects fluent explanation generation. Additionally, GaVaMoE shows improved consistency, with a BERTScore-F of 0.412 on Amazon, compared to XRec’s 0.401. On the sparse Yelp dataset, GaVaMoE’s BERTScore-F of 0.381 shows a 2.14% improvement over XRec, indicating its robustness in sparse data. Finally, GaVaMoE generates more diverse explanations, with higher Distinct-1 and Distinct-2 scores on TripAdvisor (22.784% and 68.398%) compared to XRec (21.113% and 65.332%).

These improvements can be attributed to GaVaMoE’s key components. The VAE captures nuanced user-item interactions for more accurate, personalized explanations. Enhanced by GMM, it refines user grouping based on preferences, which informs a multi-gating mechanism. This mechanism routes user-item pairs to the most suitable experts, ensuring targeted and relevant explanations. The combination of deep preference modeling, clustering, and expert routing allows GaVaMoE to generate higher-quality, personalized, and consistent explanations.

²<https://www.tripadvisor.com>

³<http://jmcauley.ucsd.edu/data/amazon>

⁴<https://www.yelp.com/dataset>

	BLEU (%)		ROUGE (%)		Distinct (%)		BERTScore		
Method	BLEU-1	BLEU-4	ROUGE-1	ROUGE-L	Distinct-1	Distinct-2	BERTScore-P	BERTScore-R	BERTScore-F
Amazon(Movie & TV)									
PEPLER	12.564	0.991	14.005	10.816	17.134	61.190	0.369	0.362	0.364
PETER	14.796	1.201	15.335	11.614	17.431	62.790	0.384	0.376	0.380
PEVAE	16.349	1.503	19.255	15.853	18.440	60.610	0.349	0.340	0.345
NETE	14.965	1.152	16.470	12.982	14.503	47.312	0.344	0.344	0.344
XRec	20.259	1.730	24.971	17.737	20.370	64.444	0.409	0.398	0.401
GaVaMoE	21.370	1.751	25.445	17.747	21.254	65.784	0.416	0.410	0.412
TripAdvisor									
PEPLER	13.392	0.965	15.382	12.078	18.124	64.923	0.345	0.303	0.343
PETER	14.957	0.881	16.514	13.002	19.400	65.652	0.354	0.325	0.350
PEVAE	15.705	1.401	18.675	15.411	18.182	66.414	0.369	0.363	0.368
NETE	13.847	1.186	14.891	11.880	14.854	48.431	0.300	0.293	0.295
XRec	19.642	1.650	23.672	16.871	21.113	65.332	0.386	0.380	0.384
GaVaMoE	21.142	1.891	25.465	18.118	22.784	68.398	0.397	0.392	0.394
Yelp									
PEPLER	9.448	0.623	12.604	9.769	13.321	43.577	0.317	0.294	0.305
PETER	8.072	0.574	12.965	9.850	14.240	52.891	0.298	0.271	0.281
PEVAE	14.250	1.217	16.229	13.891	16.890	58.510	0.328	0.323	0.326
NETE	11.314	0.823	14.041	9.226	13.245	44.426	0.222	0.137	0.144
XRec	19.379	1.601	22.870	16.531	17.560	61.190	0.395	0.351	0.373
GaVaMoE	19.586	1.616	23.259	17.416	19.483	63.847	0.406	0.374	0.381

Table 2: GaVaMoE uses a clustering parameter K (the number of clusters), which is set to 3 for TripAdvisor and Yelp, and 2 for Amazon, corresponding to their respective optimal number of gates. More details on the parameters of GaVaMoE can be referred to the Appendix B.1.

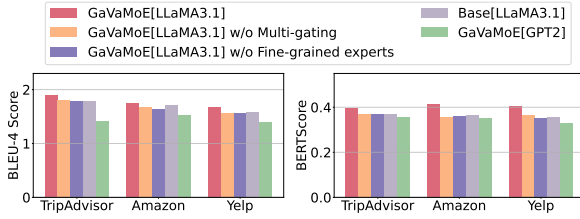


Figure 3: Ablation study results comparing GaVaMoE variants across TripAdvisor, Amazon, and Yelp datasets.

3.2.2 Ablation Study

To further evaluate the efficacy of GaVaMoE’s components, we conducted a comprehensive ablation study across three diverse datasets. We compared the following variants: i) *GaVaMoE[LLaMA3.1]*: Our full model that uses LLaMA3.1 as the backbone, incorporating both the multi-gating mechanism and the enhanced MoE architecture into LLaMA3.1’s transformer layers. ii) *GaVaMoE[LLaMA3.1] w/o Multi-gating*: A variant that retains the MoE architecture but removes the multi-gating mechanism. iii) *GaVaMoE[LLaMA3.1] w/o Fine-grained experts*: A variant that retains the multi-gating mechanism but removes the fine-grained experts. iv) *Base[LLaMA3.1]*: A baseline version using only the LLaMA3.1 model where

the FFN layer acts as a single expert, representing the scenario of expert ensemble without the multi-gating mechanism and MoE architecture. v) *GaVaMoE[GPT2]*: A variant that employs GPT2 as the backbone architecture, where we integrate our multi-gating mechanism and MoE components into GPT2’s transformer layers for explanation generation. These ablations examine each component’s impact and GaVaMoE’s backbone choices.

Figure 3 shows ablation study results across three datasets, comparing BLEU-4 and BERTScore metrics. Key findings include: (1) **Effectiveness of Multi-gating Mechanism and Fine-grained Experts**: GaVaMoE[LLaMA3.1] outperformed variants without these components. On Amazon, it scored 1.75 BLEU-4, vs. 1.66 and 1.64 for variants lacking multi-gating and fine-grained experts, respectively, showing their importance in improving explanation quality. (2) **Complementary Effects of Architectural Components**: Full GaVaMoE[LLaMA3.1] significantly improved over Base[LLaMA3.1], with BERTScore increases of 5.5%, 2.3%, and 6.5% on TripAdvisor, Amazon, and Yelp. This highlights the combined advantage of multi-gating for precise routing and the enhanced MoE structure for specialized pro-

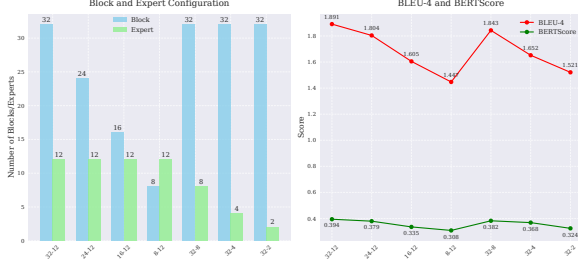


Figure 4: Impact of block and expert configurations on GaVaMoE performance. Left: Bar chart showing different combinations of transformer blocks (blue) and experts (green) tested in the experiments. Right: Line plot demonstrating the corresponding BLEU-4 and BERTScore metrics for each configuration, where configurations are denoted as "blocks-experts" (e.g., "32-12" represents 32 blocks with 12 experts).

cessing. (3) **Base Model Independence:** Interestingly, GaVaMoE[GPT2] showed competitive performance, outperforming most baseline models except XRec (Ma et al., 2024). This indicates that our multi-gating and MoE components provide substantial improvements even with smaller, less advanced language models. (4) **Scalability:** GaVaMoE[GPT2] maintained strong performance across different base model sizes, with only slightly lower BLEU-4 scores than GaVaMoE[LLaMA3.1] (e.g., 1.52 vs. 1.75 on Amazon), demonstrating the architecture’s adaptability.

3.2.3 Analysis of Multi-gating Mechanism

To evaluate the impact of our multi-gating mechanism, we varied the number of gates from 2 to 5 across three datasets, while maintaining the backbone architecture of LLaMA3.1-8B which consists of 32 transformer blocks. Within each block, we implement 12 experts with 2 experts being activated for processing at each pass. Table 3 shows distinct optimal gate configurations: 3 gates for TripAdvisor (BLEU-4: 1.891, BERTScore-F: 0.395) and Yelp (BLEU-4: 1.616, BERTScore-F: 0.381), while Amazon achieves best performance with 2 gates (BLEU-4: 1.751, BERTScore-F: 0.412).

Our key findings include: (1) **Dataset-Dependent Performance:** Different datasets benefit from different routing granularities. Amazon, with more structured user preferences in the Movie & TV domain, performs best with 2 gates. In contrast, TripAdvisor and Yelp, covering diverse business categories, require 3 gates to capture complex preference patterns. This suggests that the optimal number of gates should be tailored to the inherent

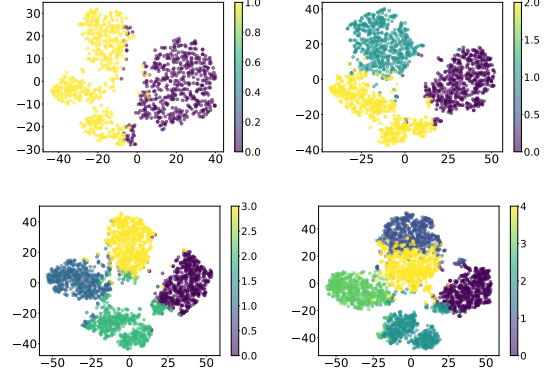


Figure 5: Visualization of latent space distributions in GaVaMoE for different numbers of user clusters.

complexity and diversity of the domain. (2) **Performance Trade-offs:** Our experiments demonstrate a clear trend where performance peaks at an optimal gate number (2 or 3) and then declines with additional gates, suggesting that excessive routing paths can fragment the learning process and lead to suboptimal training of both gates and their associated experts. This observation emphasizes the importance of finding a balance between routing flexibility and training stability.

3.2.4 Analysis of Experts and Blocks

To investigate GaVaMoE’s architectural sensitivity, we conducted experiments varying the numbers of blocks and experts (Figure 4). Our results show that reducing the number of blocks in LLaMA-3.1-8B from 32 to 8 leads to a significant drop in BLEU-4 scores (1.891 to 1.447), indicating the importance of deep layers in capturing rich semantic information for high-quality explanations. Similarly, decreasing experts from 12 to 2 while maintaining 32 blocks results in BLEU-4 score degradation from 1.891 to 1.521, demonstrating that sufficient expert specialization is crucial for modeling diverse user preferences and generating personalized explanations effectively. The observed performance improvements can be attributed to two key factors. More GaVaMoE blocks enable hierarchical feature extraction, capturing both low-level patterns and high-level semantic relationships in user-item interactions. Meanwhile, a larger number of experts facilitates finer-grained specialization, with each expert focusing on specific user preference patterns, thereby enabling more precise and personalized explanations.

Router	BLEU-1	BLEU-4	ROUGE-1	ROUGE-L	DISTINCT-1	DISTINCT-2	BERTScore-P	BERTScore-R	BERTScore-F
TripAdvisor									
2	17.270	1.735	25.314	18.392	20.466	65.332	0.301	0.296	0.263
3	21.142	1.891	25.465	18.118	22.784	68.398	0.397	0.392	0.395
4	19.980	1.862	25.040	18.192	21.284	67.190	0.313	0.299	0.285
5	16.038	1.748	24.886	18.034	20.130	66.036	0.290	0.259	0.240
Amazon (Movie & TV)									
2	21.370	1.751	25.445	17.747	21.254	65.784	0.416	0.410	0.412
3	20.547	1.653	24.971	17.537	20.370	64.444	0.409	0.398	0.401
4	18.224	1.498	23.697	16.975	19.470	63.454	0.388	0.370	0.373
5	16.047	1.326	22.067	16.644	17.201	61.241	0.360	0.334	0.347
Yelp									
2	17.465	1.521	21.072	15.271	17.113	60.074	0.311	0.290	0.304
3	19.586	1.616	23.259	17.416	19.483	63.847	0.406	0.374	0.381
4	16.225	1.396	22.695	16.876	17.471	61.455	0.369	0.351	0.352
5	15.013	1.284	21.088	15.724	16.211	60.145	0.357	0.326	0.339

Table 3: Performance comparison of GaVaMoE with different numbers of gates (2-5) across three datasets. Results show that **3 gates** achieves optimal performance for TripAdvisor (BLEU-4: 1.891) and Yelp (BERTScore-F: 0.381), while **2 gates** performs best for Amazon (BLEU-4: 1.751, BERTScore-F: 0.412), demonstrating that optimal gate numbers vary across different datasets and tasks.

3.2.5 Analysis of Data Sparsity

To evaluate GaVaMoE’s robustness against data sparsity, we conducted a comprehensive evaluation of GaVaMoE’s performance across varying levels of user-item interaction sparsity. Following methodologies from (Ma et al., 2024) and (Cai and Cai, 2022), we divided the test data into three equal subsets (ds1, ds2, ds3) based on user appearance frequency in the training data. This division creates a spectrum of sparsity, with ds1 containing the most frequent users and ds3 the least frequent, allowing us to assess model performance under increasingly sparse conditions. As shown in Figure 6, GaVaMoE consistently outperforms XRec and PEPLER across all sparsity levels in terms of BLEU-4 and BERTScore metrics. Notably, GaVaMoE’s performance remains stable from ds1 to ds3, indicating its effectiveness in handling sparse data scenarios. Furthermore, the case studies presented in Appendix F provide qualitative evidence of GaVaMoE’s superior performance in both limited and sufficient user-item interaction scenarios.

The strong performance of GaVaMoE under sparse conditions can be attributed to two key mechanisms. First, the VAE-GMM component effectively clusters users based on behavioral patterns, creating meaningful user groups even with limited data. As visualized in Figure 5, this clustering enables knowledge transfer from users with rich interaction histories to similar users with sparse data within the same cluster. Second, our multi-gating mechanism dynamically routes user-item

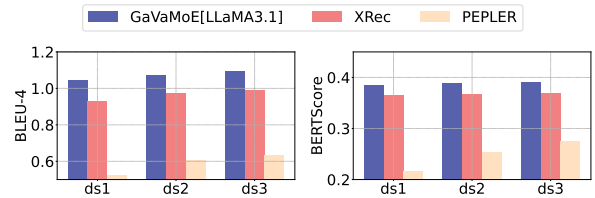


Figure 6: Performance comparison across different sparsity levels (ds1, ds2, ds3). GaVaMoE demonstrates consistent superiority and stability across all sparsity levels.

pairs to specialized experts, ensuring personalized explanations by leveraging collective cluster knowledge rather than relying solely on individual user histories.

4 Conclusion

In this paper, we introduced GaVaMoE, a novel Gaussian-Variational Gated Mixture of Experts framework for explainable recommendation systems. GaVaMoE addresses critical challenges in existing LLM-based ER systems through two key innovations: (1) a rating reconstruction module employing VAE with GMM for capturing complex user-item collaborative preferences, and (2) a multi-gating mechanism coupled with expert models for generating personalized explanations. Our approach enhances collaborative preference modeling, improves personalization, and effectively handles data sparsity. Extensive experiments on three real-world datasets demonstrate that GaVaMoE

significantly outperforms state-of-the-art methods across multiple metrics, including explanation quality, personalization, and consistency. Notably, GaVaMoE exhibits robust performance in sparse data scenarios, maintaining high-quality explanations even for users with limited historical data.

Limitations

GaVaMoE introduces a multi-gating mechanism with multiple experts to model user preferences, which works well in controlled environments. However, in real-world applications, it may not be practical to deploy an excessive number of experts to capture the full diversity of user behaviors. As the number of experts increases, the complexity of the model also grows, leading to higher computational costs and potential difficulties in scaling. Additionally, while the multi-gating mechanism is effective in routing user-item pairs to specialized experts, there may be diminishing returns in terms of performance when the number of experts becomes too large relative to the available data. In real-world scenarios, user preferences are often complex but not infinitely diverse, and it may be more efficient to adopt a more compact expert structure without sacrificing performance.

References

- Qingyao Ai, Vahid Azizi, Xu Chen, and Yongfeng Zhang. 2018. Learning heterogeneous knowledge base embeddings for explainable recommendation. *Algorithms*, 11(9):137.
- Zefeng Cai and Zerui Cai. 2022. Pevae: A hierarchical vae for personalized explainable recommendation. In *Proceedings of the 45th International ACM SIGIR Conference on Research and Development in Information Retrieval*, pages 692–702.
- Hanxiong Chen, Shaoyun Shi, Yunqi Li, and Yongfeng Zhang. 2021. Neural collaborative reasoning. In *Proceedings of the Web Conference 2021*, pages 1516–1527.
- Zhongxia Chen, Xiting Wang, Xing Xie, Tong Wu, Guoqing Bu, Yining Wang, and Enhong Chen. 2019. Co-attentive multi-task learning for explainable recommendation. In *IJCAI*, volume 2019, pages 2137–2143.
- Damai Dai, Chengqi Deng, Chenggang Zhao, RX Xu, Huazuo Gao, Deli Chen, Jiashi Li, Wangding Zeng, Xingkai Yu, Y Wu, et al. 2024. Deepseek-moe: Towards ultimate expert specialization in mixture-of-experts language models. *arXiv preprint arXiv:2401.06066*.
- Abhimanyu Dubey, Abhinav Jauhri, Abhinav Pandey, Abhishek Kadian, Ahmad Al-Dahle, Aiesha Letman, Akhil Mathur, Alan Schelten, Amy Yang, Angela Fan, et al. 2024. The llama 3 herd of models. *arXiv preprint arXiv:2407.21783*.
- William Fedus, Barret Zoph, and Noam Shazeer. 2022. Switch transformers: Scaling to trillion parameter models with simple and efficient sparsity. *Journal of Machine Learning Research*, 23(120):1–39.
- Zuohui Fu, Yikun Xian, Ruoyuan Gao, Jieyu Zhao, Qiaoying Huang, Yingqiang Ge, Shuyuan Xu, Shijie Geng, Chirag Shah, Yongfeng Zhang, et al. 2020. Fairness-aware explainable recommendation over knowledge graphs. In *Proceedings of the 43rd international ACM SIGIR conference on research and development in information retrieval*, pages 69–78.
- Xiangnan He, Tao Chen, Min-Yen Kan, and Xiao Chen. 2015. Trirank: Review-aware explainable recommendation by modeling aspects. In *Proceedings of the 24th ACM international on conference on information and knowledge management*, pages 1661–1670.
- Irina Higgins, Loic Matthey, Arka Pal, Christopher P Burgess, Xavier Glorot, Matthew M Botvinick, Shakir Mohamed, and Alexander Lerchner. 2017. beta-vae: Learning basic visual concepts with a constrained variational framework. *ICLR (Poster)*, 3.
- S Hochreiter. 1997. Long short-term memory. *Neural Computation MIT-Press*.
- Robert A Jacobs, Michael I Jordan, Steven J Nowlan, and Geoffrey E Hinton. 1991. Adaptive mixtures of local experts. *Neural computation*, 3(1):79–87.
- Albert Q Jiang, Alexandre Sablayrolles, Antoine Roux, Arthur Mensch, Blanche Savary, Chris Bamford, Devendra Singh Chaplot, Diego de las Casas, Emma Bou Hanna, Florian Bressand, et al. 2024. Mixtral of experts. *arXiv preprint arXiv:2401.04088*.
- Dmitry Lepikhin, HyounJoong Lee, Yuanzhong Xu, Dehao Chen, Orhan Firat, Yanping Huang, Maxim Krikun, Noam Shazeer, and Zhifeng Chen. 2020. Gshard: Scaling giant models with conditional computation and automatic sharding. *arXiv preprint arXiv:2006.16668*.
- Lei Li, Yongfeng Zhang, and Li Chen. 2020. Generate neural template explanations for recommendation. In *Proceedings of the 29th ACM International Conference on Information & Knowledge Management*, pages 755–764.
- Lei Li, Yongfeng Zhang, and Li Chen. 2021a. [Extra: Explanation ranking datasets for explainable recommendation](#). *Preprint*, arXiv:2102.10315.
- Lei Li, Yongfeng Zhang, and Li Chen. 2021b. Extra: Explanation ranking datasets for explainable recommendation. In *Proceedings of the 44th International ACM SIGIR conference on Research and Development in Information Retrieval*, pages 2463–2469.

- Lei Li, Yongfeng Zhang, and Li Chen. 2021c. Personalized transformer for explainable recommendation. *arXiv preprint arXiv:2105.11601*.
- Lei Li, Yongfeng Zhang, and Li Chen. 2023. Personalized prompt learning for explainable recommendation. *ACM Transactions on Information Systems*, 41(4):1–26.
- Piji Li, Zihao Wang, Zhaochun Ren, Lidong Bing, and Wai Lam. 2017. Neural rating regression with abstractive tips generation for recommendation. In *Proceedings of the 40th International ACM SIGIR conference on Research and Development in Information Retrieval*, pages 345–354.
- Chin-Yew Lin. 2004. Rouge: A package for automatic evaluation of summaries. In *Text summarization branches out*, pages 74–81.
- Qiyao Ma, Xubin Ren, and Chao Huang. 2024. Xrec: Large language models for explainable recommendation. *arXiv preprint arXiv:2406.02377*.
- Kishore Papineni, Salim Roukos, Todd Ward, and Wei-Jing Zhu. 2002. Bleu: a method for automatic evaluation of machine translation. In *Proceedings of the 40th annual meeting of the Association for Computational Linguistics*, pages 311–318.
- Alec Radford, Jeffrey Wu, Rewon Child, David Luan, Dario Amodei, Ilya Sutskever, et al. 2019. Language models are unsupervised multitask learners. *OpenAI blog*, 1(8):9.
- Noam Shazeer, Azalia Mirhoseini, Krzysztof Maziarczyk, Andy Davis, Quoc Le, Geoffrey Hinton, and Jeff Dean. 2017. Outrageously large neural networks: The sparsely-gated mixture-of-experts layer. *arXiv preprint arXiv:1701.06538*.
- Shaoyun Shi, Hanxiong Chen, Weizhi Ma, Jiaxin Mao, Min Zhang, and Yongfeng Zhang. 2020. Neural logic reasoning. In *Proceedings of the 29th ACM International Conference on Information & Knowledge Management*, pages 1365–1374.
- Juntao Tan, Shuyuan Xu, Yingqiang Ge, Yunqi Li, Xu Chen, and Yongfeng Zhang. 2021. Counterfactual explainable recommendation. In *Proceedings of the 30th ACM International Conference on Information & Knowledge Management*, pages 1784–1793.
- Yi Tay, Anh Tuan Luu, and Siu Cheung Hui. 2018. Multi-pointer co-attention networks for recommendation. In *Proceedings of the 24th ACM SIGKDD international conference on knowledge discovery & data mining*, pages 2309–2318.
- Nava Tintarev and Judith Masthoff. 2015. Explaining recommendations: Design and evaluation. In *Recommender systems handbook*, pages 353–382. Springer.
- A Vaswani. 2017. Attention is all you need. *Advances in Neural Information Processing Systems*.
- Xiang Wang, Xiangnan He, Fuli Feng, Liqiang Nie, and Tat-Seng Chua. 2018. Tem: Tree-enhanced embedding model for explainable recommendation. In *Proceedings of the 2018 world wide web conference*, pages 1543–1552.
- Yikun Xian, Zuohui Fu, Shan Muthukrishnan, Gerard De Melo, and Yongfeng Zhang. 2019. Reinforcement knowledge graph reasoning for explainable recommendation. In *Proceedings of the 42nd international ACM SIGIR conference on research and development in information retrieval*, pages 285–294.
- Zhouhang Xie, Sameer Singh, Julian McAuley, and Bodhisattwa Prasad Majumder. 2023. Factual and informative review generation for explainable recommendation. In *Proceedings of the AAAI Conference on Artificial Intelligence*, volume 37, pages 13816–13824.
- Mengyuan Yang, Mengying Zhu, Yan Wang, Linxun Chen, Yilei Zhao, Xiuyuan Wang, Bing Han, Xiaolin Zheng, and Jianwei Yin. 2024. Fine-tuning large language model based explainable recommendation with explainable quality reward. In *Proceedings of the AAAI Conference on Artificial Intelligence*, volume 38, pages 9250–9259.
- Tianyi Zhang, Varsha Kishore, Felix Wu, Kilian Q Weinberger, and Yoav Artzi. 2019. Bertscore: Evaluating text generation with bert. *arXiv preprint arXiv:1904.09675*.
- Yongfeng Zhang. 2019. Tutorial on explainable recommendation and search. In *Proceedings of the 2019 ACM SIGIR International Conference on Theory of Information Retrieval*, pages 255–256.
- Yongfeng Zhang, Xu Chen, et al. 2020. Explainable recommendation: A survey and new perspectives. *Foundations and Trends® in Information Retrieval*, 14(1):1–101.
- Yongfeng Zhang, Guokun Lai, Min Zhang, Yi Zhang, Yiqun Liu, and Shaoping Ma. 2014. Explicit factor models for explainable recommendation based on phrase-level sentiment analysis. In *Proceedings of the 37th international ACM SIGIR conference on Research & development in information retrieval*, pages 83–92.
- Barret Zoph, Irwan Bello, Sameer Kumar, Nan Du, Yanping Huang, Jeff Dean, Noam Shazeer, and William Fedus. 2022. St-moe: Designing stable and transferable sparse expert models. *arXiv preprint arXiv:2202.08906*.

A Related Works

Explainable Recommendation System Explainable recommendation provides explanations that clarify why certain items are recommended, thereby enhancing the transparency and persuasiveness of the recommendation systems (Zhang et al., 2020; Tintarev and Masthoff, 2015). Explainable recommendations can be presented in various format, such as predefined templates (Tan et al., 2021; Zhang et al., 2014; Li et al., 2020), reasoning rules (Chen et al., 2021; Shi et al., 2020). However, these methods are expensive to maintain and fail to produce diverse, personalized explanations, resulting in poor generalization. Related works of Explainable recommendation based on item features (He et al., 2015; Wang et al., 2018), knowledge graph paths (Ai et al., 2018; Fu et al., 2020; Xian et al., 2019), and ranked text (Li et al., 2021a,b) also similarly face the problem of low generalization and poor personalization. To address these challenges, more and more explainable recommendation systems based on natural language processing techniques have been studied. These works focus on using generative models to directly obtain personalized explanations. NRT (Li et al., 2017) simultaneously performs accurate score prediction while generating high-quality summarized prompts by integrating user and item latent factors. Co-Attentive Multi-Task Learning (CAML) (Chen et al., 2019) integrates a multi-task learning mechanism and adopts the joint attention proposed in (Tay et al., 2018). PETER (Li et al., 2021c) employs a small, unpretrained Transformer, connecting user and item IDs with generated text through a designed context prediction task for personalized text generation.

Recently, research on LLM-based ER systems has gained significant attention. ReXPlug is an end-to-end explainable recommendation framework that generates high-quality personalized natural language reviews for users by plugging in and utilizing a plug-and-play language model. PEPLER (Li et al., 2023) utilizes a pretrained language model GPT2 (Radford et al., 2019) to generate explainable recommendations by incorporating user and item ID vectors into prompts. LLM2ER (Yang et al., 2024) utilizes a personalized prompt learning module to match user preference and fine-tunes the model with reinforcement learning using two innovative explainability quality reward models to generate explanations. Xrec (Ma et al., 2024)

seamlessly integrates the capabilities of large language models with a graph-based collaborative filtering paradigm to generate text. To address the low-quality issues caused by hallucination in large language models, PEVAE (Cai and Cai, 2022) employs personalized variational autoencoders to tackle specific quality concerns, while PRAG (Xie et al., 2023) enhances performance by incorporating retrieval augmentation to resolve certain low-quality issues.

Mixture of Experts Mixture of Experts (MoE) technology was first introduced by (Jacobs et al., 1991), where different experts are used to complete various subtasks. With the development of deep learning, the Transformer (Vaswani, 2017) has been widely used in various natural language processing tasks. In the process, numerous studies have attempted to replace the feed-forward neural network (FFN) layer within Transformer with MoE. Sparsely-Gated MoE (Shazeer et al., 2017) introduces a sparsely gated mixture of experts layer, which contains multiple feed-forward layers and scales up to 137B parameters. This MoE implementation is applied convolutely between stacked LSTM (Hochreiter, 1997) layers. GShard (Lepikhin et al., 2020) is a pioneer in scaling MoE language models to ultra-large sizes using learnable top-2 or top-1 routing strategies. Switch Transformer (Fedus et al., 2022) introduces the concept of expert capacity and simplifies the expert routing algorithm, summarizing a set of MoE training experiences. The ST-MoE (Zoph et al., 2022) model is a stable and transferable sparse expert model that addresses training instability issues by introducing router z-loss. With the development of large language models, researchers have made significant innovations in enhanced MoE. Mixtral 8x7B (Jiang et al., 2024) is a sparse mixture of experts language model with 8 feed-forward blocks, achieving performance comparable to a 70B parameter model across multiple benchmarks. DeepSeekMoE (Dai et al., 2024) innovatively proposes fine-grained expert segmentation and shared expert isolation strategies to address the problems of knowledge mixing and redundancy, enhancing model performance.

B Details on Training and Inference

B.1 Implementation Detail

GaVaMoE employs a two-layer Transformer encoder and a two-layer MLP for the decoder in the VAE. The latent space size is 128, with user and

item embeddings of 768. We set batch size to 4096, learning rate to $1e-5$, β to 0.1 and 30 training epochs. For Stage 2 (Explanation Generation), we set α to 0.1, batch size to 1, learning rate to $3e-5$. The training process utilizes AdamW with a gradient accumulation of 8 and a clipping norm of 0.3. GaVaMoE uses LLaMA3.1-8B (Dubey et al., 2024) with 32 GaVaMoE blocks. We replaced the FFN in LLaMA3.1-8B with MoE, setting the hidden size d to 4096 and the number of experts to 6. Then, by setting r to 2, each MoE was split, reducing the hidden size by half while doubling the number of experts. Additionally, we activated 2 experts per pass, with the activation parameter denoted as k . As a result, the final fine-grained configuration has a hidden size of 2048 and 12 experts. The number of gates matches user clusters, and explanation generation training lasts 3 for epochs.

B.2 Compared Methods

We compare our model’s performance against the following competiable baselines in explainable recommendation:

- NETE(Li et al., 2020): presents a gated fusion recurrent unit that leverages neural templates to generate high-quality, explainable text for recommendation systems.
- PETER (Li et al., 2021c): utilizes Transformer to integrate user and item IDs into generated explanations.
- PEPLER (Li et al., 2023): adopts a pre-trained GPT-2 model with prompt tuning for explanation generation.
- PEVAE (Cai and Cai, 2022): extends hierarchical VAEs to address data sparsity in LLM-based recommendation systems, aligning with our focus on sparse interaction scenarios.
- XRec (Ma et al., 2024): generates explanatory texts by integrating high-order collaborative signals encoded by graph neural networks and the text generation capabilities of LLMs.

These baselines were carefully selected to represent the progression of explainable recommendation systems, from template-based approaches (NETE) to advanced LLM-based models (XRec).

B.3 Evaluation Metrics

To comprehensively evaluate GaVaMoE’s performance, we employ metrics assessing three key dimensions: explanation quality, personalization, and consistency. For explanation quality, we use BLEU (Papineni et al., 2002) (BLEU-1 and BLEU-4) and ROUGE (Lin, 2004) (ROUGE-1 and ROUGE-L) to assess fluency, grammatical correctness, and content overlap. For personalization, we employ Distinct-1 and Distinct-2, evaluating unigram and bigram diversity in generated text. For consistency, we utilize BERTScore (Zhang et al., 2019), capturing deeper semantic similarities using contextual embeddings. While BLEU and ROUGE are widely used, they have limitations in capturing true semantic information, relying primarily on n-gram overlap. BERTScore addresses this limitation with a more sophisticated approach to evaluating semantic consistency. This diverse set of metrics allows for a comprehensive evaluation of GaVaMoE’s performance across various aspects of explanation generation, assessing not only linguistic quality but also personalization and semantic consistency.

C ELBO Formulation in GaVaMoE

In GaVaMoE, our objective is to maximize the likelihood of user-item pairs, equivalent to maximizing $\log p(x)$. Adopting Jensen’s inequality, we derive the variational evidence lower bound (ELBO) as follows:

$$\begin{aligned}
 \mathcal{L}_{ELBO}(x) &= \mathbb{E}_{q(z,c|x)} \left[\log \frac{p(c, z, x)}{q(z, c|x)} \right] \\
 &= \mathbb{E}_{q(z,c|x)} \left[\log p(x|z) + \log p(z|c) + \log p(c) \right] \\
 &\quad - \mathbb{E}_{q(z,c|x)} \left[\log q(z|x) + \log q(c|x) \right] \\
 &= \mathbb{E}_{q(z,c|x)} \left[\log p(x|z) + \log \frac{p(z, c)}{q(z, c|x)} \right] \tag{15}
 \end{aligned}$$

The first term represents the reconstruction loss, allowing the model to discover deep level user-item interactions. The second term calculates the Kullback-Leibler divergence between the mixed Gaussian prior distribution $q(z|x)$ and the variational posterior $p(z, c)$. To learn more disentangled representations, according to β -VAE(Higgins et al., 2017) approach, we added a hyperparameter β to the KL divergence term, rewriting the formula as

follows:

$$\begin{aligned}\mathcal{L}_{\text{ELBO}}(x, \beta) = & \mathbb{E}_{q(z, c|x)} [\log p(x|z)] \\ & - \beta \cdot \text{KL}(q(z, c|x) \| p(z, c))\end{aligned}\quad (16)$$

where β balances the reconstruction loss and the KL regularization term. The KL regularization term is derived as:

$$\begin{aligned}\text{KL}(q(z, c|x) \| p(z, c)) = & -\frac{1}{2} \sum_{c=1}^K \gamma_{i,c} \sum_{d=1}^D \left[\log(\bar{\sigma}_{c,d})^2 + \left(\frac{\sigma_{i,d}}{\bar{\sigma}_{c,d}} \right)^2 \right] \\ & + \sum_{c=1}^K \gamma_{i,c} \log \frac{\pi_c}{\gamma_{i,c}} + \frac{1}{2} \sum_{d=1}^D [\log(\sigma_{i,d})^2] \\ & - \frac{1}{2} \sum_{c=1}^K \gamma_{i,c} \sum_{d=1}^D \left[\frac{(\mu_{i,d} - \bar{\mu}_{c,d})^2}{\bar{\sigma}_{c,d}^2} \right] + \frac{1}{2}\end{aligned}\quad (17)$$

In this formulation, K represents the number of clusters, D is the dimensionality of the latent space, $\gamma_{i,c}$ is the probability that the i -th sample belongs to cluster c , and π_c is the prior probability of cluster c . The parameters $\mu_{i,d}$ and $\sigma_{i,d}$ are the mean and standard deviation of the i -th sample in the d -th dimension, while $\bar{\mu}_{c,d}$ and $\bar{\sigma}_{c,d}$ are the mean and standard deviation of cluster c in the d -th dimension.

By optimizing this ELBO, GaVaMoE can effectively learn a structured latent space that captures both user-item interactions and user clustering information, which is crucial for the subsequent multi-gating mechanism and personalized explanation generation.

D Human scoring Criteria

This guide provides detailed instructions for evaluating generated explanations on a 1-to-5 scale across three dimensions: Personalization, Text Quality, and User Satisfaction:

- **Personalization (P):** Consider the user’s past interactions, stated preferences, and behavioral patterns when assessing alignment. Look for specific mentions of user-relevant features or experiences.
- **Text Quality (Q):** Evaluate the explanation’s grammatical correctness, logical flow, and appropriate use of language. Consider whether the text would be easily understood by the average user.

Score	Criteria Description
Personalization (P)	
5	Explanation perfectly aligns with user preferences, demonstrating deep understanding of individual tastes.
4	Explanation shows strong alignment with user preferences, with minor misalignments.
3	Explanation moderately aligns with user preferences, with some noticeable misalignments.
2	Explanation shows weak alignment with user preferences, with significant misalignments.
1	Explanation shows no alignment with user preferences.
Text Quality (Q)	
5	Text is exceptionally clear, coherent, and well-structured, with no errors.
4	Text is clear and coherent, with minimal structural issues or errors.
3	Text is generally clear but has some issues with coherence or structure.
2	Text has notable issues with clarity, coherence, or structure.
1	Text is unclear, incoherent, or poorly structured.
User Satisfaction (U)	
5	Explanation is highly engaging, likely to prompt immediate user interaction or action.
4	Explanation is engaging and likely to prompt user interaction.
3	Explanation is somewhat engaging, may prompt user interaction.
2	Explanation is unlikely to prompt user interaction.
1	Explanation is likely to discourage user interaction.

Table 4: Scoring Criteria for Human Evaluation

- **User Satisfaction (U):** Assess whether the explanation would likely motivate the user to engage further with the recommended item or the platform. Consider factors such as informativeness, persuasiveness, and appeal.

A detailed scoring guide with specific criteria for each score level is provided in Table 4, ensuring consistency and reliability in the human evaluation process.

To ensure comprehensive and precise evaluations, human experts are encouraged to utilize the full range of the scale, including half-point scores (e.g., 3.5) when explanations fall between two score descriptions. This granular approach allows for a more nuanced assessment of the explanations’ qual-

Case 1: Limited user-item interactions	Case 2: Sufficient user-item interactions
Ground Truth	
Text: The restaurant offers authentic Thai cuisine in a cozy setting, with excellent pad thai.	Text: A tech enthusiast’s dream smartwatch with advanced fitness tracking, seamless integration with other devices, and impressive battery life.
Features: Thai, authentic, pad thai, cozy	Features: tech, smartwatch, fitness tracking, battery life, device integration
Generated Explanations	
PETER: This is a good restaurant with tasty food.	PETER: This is a good smartwatch with many features.
PEPLER: The food here is delicious and worth trying.	PEPLER: A high-tech smartwatch that tracks fitness and has good battery.
XRec: A nice Thai place with decent food, but the ambiance needs improvement.	XRec: An advanced smartwatch with fitness features and decent battery life. The integration could be better.
GaVaMoE: This authentic Thai restaurant serves exceptional pad thai in a welcoming atmosphere, staying true to traditional flavors.	GaVaMoE: Perfect for tech enthusiasts, this smartwatch excels with its comprehensive fitness tracking capabilities, seamless ecosystem integration, and long-lasting battery life. The features align well with your interest in connected devices and health monitoring.

Table 5: Comparison of explanations generated by baselines and GaVaMoE under different user interaction scenarios. Case 1 represents a user with limited interaction history, while Case 2 represents a user with sufficient interactions.

Method	P	Q	U	Human Score
GaVaMoE	4.524	4.553	4.541	4.538
XRec	4.390	4.287	4.252	4.317
PEPLER	3.766	3.652	3.773	3.734

Table 6: The human evaluation results on the Yelp dataset.

ity and effectiveness.

E Human Evaluation

To validate GaVaMoE’s effectiveness in real-world scenarios, we conducted a human evaluation study using 2,000 randomly sampled entries from the Yelp dataset. We compared GaVaMoE against XRec and PEPLER, employing three professionals to assess the generated explanations based on personalization (P), text quality (Q), and user satisfaction (U). Each criterion was scored on a 1-to-5 scale, with details provided in Table 4. We computed a composite Human-Score using a weighted formula:

$$\text{Human-Score} = \lambda_p P_{\text{score}} + \lambda_q Q_{\text{score}} + \lambda_u U_{\text{score}} \quad (18)$$

Where $\lambda_p = 0.4$, λ_q , and $\lambda_u = 0.3$. The scores P, Q, and U represent the metrics for personalization, text quality, and user satisfaction, respectively.

Table 6 presents these results, showing that GaVaMoE consistently outperformed baselines across all metrics. GaVaMoE achieved the highest overall Human-Score of 4.538, significantly surpassing XRec (4.317) and PEPLER (3.734). These human evaluation results corroborate our computational findings, demonstrating GaVaMoE’s ability to generate high-quality, personalized explanations that resonate with users in real-world scenarios.

F Case Study

To further evaluate GaVaMoE’s effectiveness in generating personalized and relevant explanations, we conducted a detailed case study comparing our model’s performance with baseline methods under different user interaction scenarios. Table 5 presents a comparative analysis of explanations generated by GaVaMoE and baseline methods under two distinct scenarios: limited and sufficient user-item interactions. GaVaMoE demonstrates superior performance across both cases, effectively

addressing the challenges of data sparsity and personalization.

In Case 1 (limited interactions), where the user has minimal historical data about restaurant preferences, baseline methods struggle to generate informative explanations. PETER and PEPLER produce overly generic statements ("good restaurant", "delicious food") that fail to capture specific attributes. While XRec identifies the cuisine type, it introduces potentially inaccurate information about the ambiance. In contrast, GaVaMoE successfully captures key features ("authentic Thai", "pad thai", "welcoming atmosphere") and generates a coherent, accurate explanation despite the sparse interaction data. This demonstrates GaVaMoE's robustness in handling data sparsity through its effective clustering and knowledge transfer mechanisms.

Case 2 (sufficient interactions) involves a tech product review where rich user interaction history is available. Here, GaVaMoE leverages the comprehensive user preference data to generate highly personalized explanations. While baseline methods manage to identify basic features (e.g., "smartwatch", "fitness tracking"), they fail to establish meaningful connections with user preferences. GaVaMoE's explanation stands out by not only covering all key product features but also connecting them to the user's demonstrated interests in technology and health monitoring. The explanation reflects a deep understanding of both product attributes and user preferences, achieved through GaVaMoE's sophisticated VAE-GMM preference modeling and multi-gating mechanism.

Across both scenarios, GaVaMoE demonstrates consistent superiority in three key aspects: (1) Feature Coverage - capturing comprehensive item characteristics regardless of data sparsity, (2) Accuracy - avoiding the introduction of unsubstantiated information, and (3) Personalization - generating explanations that meaningfully reflect user preferences and interaction patterns. These observations validate GaVaMoE's effectiveness in addressing the dual challenges of data sparsity and personalization in explainable recommendation systems.