

# GaVaMoE: Gaussian-Variational Gated Mixture of Experts for Explainable Recommendation

Fei Tang  
Zhejiang University  
flsugar@zju.edu.cn

Yongliang Shen  
Zhejiang University  
syl@zju.edu.cn

Hang Zhang  
Zhejiang University  
22451046@zju.edu.cn

Zeqi Tan  
Zhejiang University  
zqtan@zju.edu.cn

Wenqi Zhang  
Zhejiang University  
zhangwenqi@zju.edu.cn

Guiyang Hou  
Zhejiang University  
gyhou@zju.edu.cn

Kaitao Song  
Microsoft Research Asia  
kaitaosong@microsoft.com

Weiming Lu  
Zhejiang University  
luwm@zju.edu.cn

Yueting Zhuang  
Zhejiang University  
yzhuang@zju.edu.cn

## Abstract

Large language model-based explainable recommendation (LLM-based ER) systems show promise in generating human-like explanations for recommendations. However, they face challenges in modeling user-item collaborative preferences, personalizing explanations, and handling sparse user-item interactions. To address these issues, we propose GaVaMoE, a novel Gaussian-Variational Gated Mixture of Experts framework for explainable recommendation. GaVaMoE introduces two key components: (1) a rating reconstruction module that employs Variational Autoencoder (VAE) with a Gaussian Mixture Model (GMM) to capture complex user-item collaborative preferences, serving as a pre-trained multi-gating mechanism; and (2) a set of fine-grained expert models coupled with the multi-gating mechanism for generating highly personalized explanations. The VAE component models latent factors in user-item interactions, while the GMM clusters users with similar behaviors. Each cluster corresponds to a gate in the multi-gating mechanism, routing user-item pairs to appropriate expert models. This architecture enables GaVaMoE to generate tailored explanations for specific user types and preferences, mitigating data sparsity by leveraging user similarities. Extensive experiments on three real-world datasets demonstrate that GaVaMoE significantly outperforms existing methods in explanation quality, personalization, and consistency. Notably, GaVaMoE exhibits robust performance in scenarios with sparse user-item interactions, maintaining high-quality explanations even for users with limited historical data<sup>1</sup>.

## Keywords

Recommender Systems, Large Language Model, Mixture of Experts

<sup>1</sup>Our project is available at <https://github.com/sugarandgugu/GaVaMoE>.

Permission to make digital or hard copies of all or part of this work for personal or classroom use is granted without fee provided that copies are not made or distributed for profit or commercial advantage and that copies bear this notice and the full citation on the first page. Copyrights for components of this work owned by others than the author(s) must be honored. Abstracting with credit is permitted. To copy otherwise, or republish, to post on servers or to redistribute to lists, requires prior specific permission and/or a fee. Request permissions from [permissions@acm.org](mailto:permissions@acm.org).

Conference acronym 'XX, June 03–05, 2018, Woodstock, NY

© 2018 Copyright held by the owner/author(s). Publication rights licensed to ACM.

ACM ISBN 978-1-4503-XXXX-X/18/06

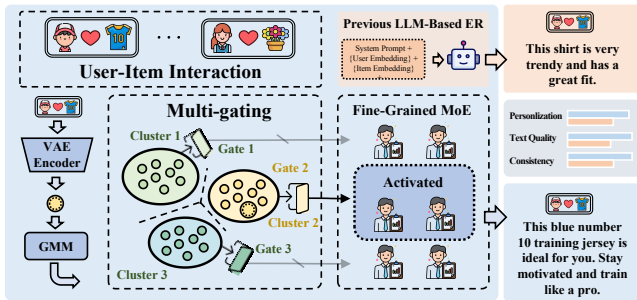
<https://doi.org/XXXXXXXX.XXXXXXX>

## 1 Introduction

Recommendation systems have become ubiquitous in the digital age, offering personalized suggestions to help users navigate vast amounts of information [36]. As these systems evolve, the ability to explain recommendations has emerged as a critical factor in enhancing user trust, decision-making, and satisfaction [44, 45]. Clear and meaningful explanations not only aid users in making better choices but also increase their confidence in the recommendation process. Consequently, developing effective explainable recommendation systems has become a key research focus [9], driving the creation of more user-centric and trustworthy AI-driven experiences.

Recent advancements [6, 35, 37] in large language models have opened new avenues for generating human-like explanations in recommendation systems, leading to the development of LLM-based ER systems [2, 10, 23, 27, 42]. Recent works such as PEPLER [23], LLM2ER [42], and XRec [27] have demonstrated the potential of LLMs in generating contextually rich and coherent explanations. PEPLER [23] pioneered this field by utilizing GPT-2 [29] and user-item IDs as prompts, demonstrating the potential of transfer learning in recommendation systems. LLM2ER [42] built upon this foundation by introducing a personalized prompt module, addressing the limitations of solely relying on user-item IDs. XRec [27] further advanced the field by incorporating user and item profiles and integrating collaborative filtering signals, bridging the gap between conventional recommendation techniques and LLM-based approaches.

Despite their promising potential, current LLM-based ER systems face several critical challenges that limit their effectiveness. First, these systems struggle to adequately model user-item collaborative preferences, particularly in capturing the complex, non-linear relationships that exist between users and items. Second, the generated explanations frequently lack sufficient personalization, failing to reflect the nuanced preferences and behaviors of individual users. This results in generic recommendations that may not resonate with users' specific interests or needs. Third, LLM-based ER approaches perform poorly when confronted with sparse user-item interactions, a common scenario in real-world recommendation systems. This sparsity problem significantly hampers the ability of these models to generate accurate and meaningful explanations,



**Figure 1: Comparison of GaVaMoE with previous LLM-based ER systems for explanation generation. GaVaMoE processes user-item interactions through VAE encoding and GMM clustering, then routes them to fine-grained experts via multi-gating, generating highly personalized, high-quality explanations. In contrast, previous methods typically generate more generic explanations with limited personalization.**

particularly for users with limited historical data or for new or niche items in the system.

To address these challenges, we propose GaVaMoE, a novel Gaussian-Variational Gated Mixture of Experts framework for explainable recommendation. GaVaMoE introduces two key components that work together to improve personalization and effectively mitigate data sparsity. The first component, a rating reconstruction module, employs Variational Autoencoder (VAE) [17] in conjunction with a Gaussian Mixture Model (GMM) [16] to capture deep user-item collaborative preferences. This module maps user-item pairs into a latent space and clusters users with similar behaviors, uncovering underlying patterns even in sparse data scenarios. Building upon these learned representations and user clusters, the second component implements a multi-gated mixture of experts. A dynamic multi-gating mechanism, informed by the GMM clustering, routes user-item pairs to the appropriate fine-grained experts, ensuring highly personalized and contextually relevant explanations. As illustrated in Figure 1, GaVaMoE first processes user-item interactions through VAE encoding and GMM clustering, then uses the multi-gating mechanism to activate the most suitable experts for explanation generation. This architecture enables GaVaMoE to produce more personalized and contextually relevant explanations compared to previous LLM-based ER systems, which typically use LLMs with generic prompts.

GaVaMoE offers significant advantages in three key areas: **(1) Enhanced Collaborative Preference Modeling:** The VAE explicitly models latent factors influencing user-item interactions, allowing GaVaMoE to capture complex, non-linear relationships and encode user-item collaborative preferences directly into the latent space. **(2) Improved Personalization:** The GMM clustering identifies distinct user groups based on their rating behaviors, enabling more nuanced user representation. The multi-gating mechanism ensures that explanations are tailored to specific user types and preferences, with each gate specializing in routing user-item pairs to suitable experts. **(3) Effective Handling of Data Sparsity:** By employing GMM for clustering user-item interactions and utilizing multiple expert models, the system can leverage similarities among users

to generate meaningful explanations, even for those with limited interaction history.

Our main contributions can be summarized as follows:

- We introduce GaVaMoE, an novel framework that integrates a VAE with GMM (VAE-GMM) for rating reconstruction and a Multi-gating Mixture of Experts for explanation generation. This design allows for more accurate modeling of user-item collaborative preferences and generates highly personalized, contextually relevant explanations.
- We develop a dynamic multi-gating mechanism that efficiently routes user-item pairs to expert models based on clustered user behaviors. This mechanism enhances the system’s ability to handle sparse data and generate tailored explanations for diverse user groups, ensuring that even users with limited interaction histories receive meaningful, high-quality recommendations and explanations.
- We conduct extensive experiments on three real-world datasets, demonstrating that GaVaMoE significantly outperforms previous methods across multiple metrics, including explanation quality, personalization, and consistency, and effectively addressing data sparsity challenges.

## 2 Related Works

**Explainable Recommendation System.** Explainable recommendation provides explanations that clarify why certain items are recommended, thereby enhancing the transparency and persuasiveness of the recommendation systems [36, 45]. Explainable recommendations can be presented in various format, such as predefined templates [19, 33, 46], reasoning rules [3, 32]. However, these methods are expensive to maintain and fail to produce diverse, personalized explanations, resulting in poor generalization. Related works of Explainable recommendation based on item features [11, 39], knowledge graph paths [1, 8, 40], and ranked text [20, 21] also similarly face the problem of low generalization and poor personalization. To address these challenges, more and more explainable recommendation systems based on natural language processing techniques have been studied. These works focus on using generative models to directly obtain personalized explanations. NRT [24] simultaneously performs accurate score prediction while generating high-quality summarized prompts by integrating user and item latent factors. Co-Attentive Multi-Task Learning (CAML) [4] integrates a multi-task learning mechanism and adopts the joint attention proposed in [34]. PETER[22] employs a small, untrained Transformer, connecting user and item IDs with generated text through a designed context prediction task for personalized text generation.

Recently, research on LLM-based ER systems has gained significant attention. ReXPlug is an end-to-end explainable recommendation framework that generates high-quality personalized natural language reviews for users by plugging in and utilizing a plug-and-play language model. PEPLER [23] utilizes a pretrained language model GPT2 [29] to generate explainable recommendations by incorporating user and item ID vectors into prompts. LLM2ER [42] utilizes a personalized prompt learning module to match user preference and fine-tunes the model with reinforcement learning using two innovative explainability quality reward models to generate

explanations. Xrec [27] seamlessly integrates the capabilities of large language models with a graph-based collaborative filtering paradigm to generate text. To address the low-quality issues caused by hallucination in large language models, PEVAE [2] employs personalized variational autoencoders to tackle specific quality concerns, while PRAG [41] enhances performance by incorporating retrieval augmentation to resolve certain low-quality issues.

**Mixture of Experts.** Mixture of Experts (MoE) technology was first introduced by [14], where different experts are used to complete various subtasks. With the development of deep learning, the Transformer [38] has been widely used in various natural language processing tasks. In the process, numerous studies have attempted to replace the feed-forward neural network (FFN) layer within Transformer with MoE. Sparsely-Gated MoE [30] introduces a sparsely gated mixture of experts layer, which contains multiple feed-forward layers and scales up to 137B parameters. This MoE implementation is applied convolutely between stacked LSTM [13] layers. GShard [18] is a pioneer in scaling MoE language models to ultra-large sizes using learnable top-2 or top-1 routing strategies. Switch Transformer [7] introduces the concept of expert capacity and simplifies the expert routing algorithm, summarizing a set of MoE training experiences. The ST-MoE [48] model is a stable and transferable sparse expert model that addresses training instability issues by introducing router z-loss. With the development of large language models, researchers have made significant innovations in MoE. Mixtral 8x7B [15] is a sparse mixture of experts language model with 8 feed-forward blocks, achieving performance comparable to a 70B parameter model across multiple benchmarks. LLaMA-MoE [47] constructs a sparse MoE model by partitioning the FFN parameters of the existing large language model LLaMA [37] into multiple experts. DeepSeekMoE [5] innovatively proposes fine-grained expert segmentation and shared expert isolation strategies to address the problems of knowledge mixing and redundancy, enhancing model performance.

### 3 Method

In this section, we present GaVaMoE, a novel explainable recommendation system based on a Mixture of Experts model. We begin by providing a detailed definition of the explainable recommendation task (Section 3.1). Then, we introduce our proposed framework, illustrated in Figure 2, which consists of two main components: VAE-GMM for Rating Reconstruction (Section 3.2), and Multi-gating Mixture of Experts (Section 3.3). Finally, we detail the two-stage training process of our framework (Section 3.4), demonstrating how these components work in concert to produce personalized and contextually relevant explanations.

#### 3.1 Task Formulation

The explainable recommendation task involves generating personalized item recommendations along with human-readable explanations. Formally, given a user-item pair  $y \in Y$ , which consists of a user ID  $u \in U$  and an item ID  $i \in I$ , we consider the rating  $r_{u,i} \in R_{>0}$  as an indicator of user  $u$ 's positive attitude towards item  $i$ . Each item  $i$  is associated with a set of features  $f_{u,i} \in F$ , which describe its characteristics (e.g., "thrilling" or "comedy" for a movie). These features play a crucial role in generating explainable text, as

they reflect the attributes of an item under specific circumstances [22]. Following LLM2ER [42], we incorporate these feature words into the LLM prompt to enhance explanation generation. In summary, the input consists of user ID  $u$ , item ID  $i$ , user's rating  $r_{u,i}$ , feature words  $f_{u,i}$ . Given this input, our model aims to generate explainable text  $\hat{e}_{u,i}$ .

#### 3.2 VAE-GMM for Rating Reconstruction

To effectively capture deep collaborative preferences and cluster users with similar behaviors, we propose a Variational Autoencoder (VAE) integrated with a Gaussian Mixture Model (GMM). This component serves as the foundation for modeling complex user-item collaborative preferences and acts as a routing strategy for our multi-gating mechanism, addressing the challenge of data sparsity.

**3.2.1 Rating Reconstruction with Variational Autoencoder.** We employ a VAE to learn compact representations of user-item interactions. Given a user-item pair  $(u, i)$  where  $u \in U$  and  $i \in I$ , the encoder  $E$  of the VAE predicts the mean  $\mu$  and log-variance  $\log(\sigma)^2$  of the latent representation:

$$[\mu, \log(\sigma)^2] = E(u, i) \quad (1)$$

To enable backpropagation during training, we utilize the reparameterization trick [25, 31], which transforms the random sampling process into a differentiable operation:

$$z = \mu + \varepsilon\sigma, \quad \varepsilon \sim N(0, I) \quad (2)$$

where  $\varepsilon$  is randomly sampled from a standard normal distribution. The decoder  $D$  then reconstructs the rating from the latent  $z$ :

$$\hat{r}_{u,i} = D(z) \quad (3)$$

This reconstruction process allows the model to learn a compact representation of user-item interactions, effectively modeling complex collaborative preferences.

**3.2.2 User Clustering with Gaussian Mixture Model.** To cluster users with similar collaborative preferences, we extend the above VAE by incorporating a Gaussian Mixture Model (GMM). Following the approach in [16], we assume that user-item pair embeddings follow a mixed Gaussian distribution, which allows us to cluster users with similar collaborative preferences. We define a Gaussian mixture distribution  $P = \text{GMM}(\pi, \bar{\mu}, (\bar{\sigma})^2)$ , where  $\pi$  represents the prior distribution, and  $\bar{\mu}$  and  $(\bar{\sigma})^2$  represent the mean and variance of the Gaussian mixture distribution, respectively.

Assuming  $K$  clusters, the process of sampling and clustering from the latent space can be represented as:

$$p(x, z, c) = p(x|z)p(z|c)p(c) \quad (4)$$

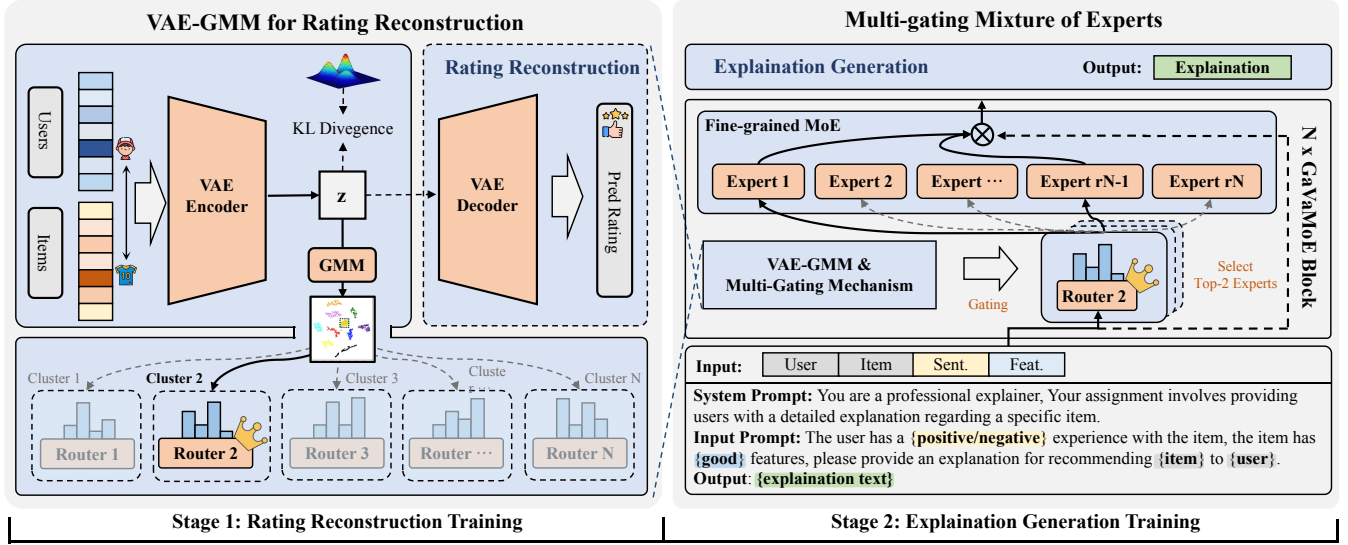
where  $x$  represents the observed sample,  $z$  is the embedding of the user-item pair  $(u, i)$ , and  $c$  is the cluster assignment. The probabilities are defined as follows:

$$p(c) = \text{Cat}(c|\pi) \quad (5)$$

$$p(z|c) = \mathcal{N}(z|\bar{\mu}_c, (\bar{\sigma}_c)^2 I) \quad (6)$$

$$p(x|z) = \text{Ber}(x|\mu_x) \quad (7)$$

where  $\text{Cat}(\pi)$  is a categorical distribution parameterized by  $\pi$ , and  $\text{Ber}(x|\mu_x)$  denotes a multivariate Bernoulli distribution for the output of decoder  $D$ .



**Figure 2: The architecture of GaVaMoE. The model comprises  $N$  stacked GaVaMoE Blocks, each featuring two key components: (1) VAE-GMM for Rating Reconstruction, which uses VAE and GMM to reconstruct user-item ratings, capturing collaborative signals and clustering users with similar preferences; and (2) Multi-gating Mixture of Experts, which employs a Multi-gating mechanism to route user-item pairs to appropriate fine-grained experts for explanation generation. GaVaMoE’s training occurs in two stages: Rating Reconstruction Training, which focuses on learning user-item collaborative preferences and clustering, followed by Explanation Generation Training, which utilizes the learned representations to produce personalized explanations.**

By optimizing the Evidence Lower Bound (ELBO) (detailed in Appendix A), we train this VAE-GMM model to simultaneously learn latent representations and cluster assignments. Each resulting cluster corresponds to a gate in our Multi-gating Mechanism, providing GaVaMoE with a routing strategy. By directing user-item pairs to cluster-specific gates, we ensure that the explanation generation process is tailored to the specific preference patterns identified within each cluster.

### 3.3 Multi-gating Mixture of Experts

Building upon the VAE-GMM component, we introduce a novel multi-gating mixture of experts architecture to generate explanations. This architecture combines a dynamic routing mechanism with fine-grained experts to enhance personalization and efficiency. Our approach extends the traditional Mixture of Experts (MoE) concept by introducing a multi-gating mechanism informed by user clustering and a fine-grained expert strategy.

**3.3.1 Multi-gating Mechanism for Expert Selection.** Our multi-gating mechanism leverages the clustering information obtained from the VAE-GMM process (Section 3.2) to route user-item pairs to the most appropriate experts. For a given input sample represented by its latent embedding  $z$ , we compute the probability of it belonging to each cluster  $c$  using the following equation:

$$\gamma_c = \frac{\pi_c \cdot \mathcal{N}(z|\bar{\mu}_c, (\bar{\sigma}_c)^2)}{\sum_{c'=1}^K \pi_{c'} \cdot \mathcal{N}(z|\bar{\mu}_{c'}, (\bar{\sigma}_{c'})^2)} \quad (8)$$

This probability calculation allows us to identify the most likely cluster for each input sample. Our design incorporates a one-to-one correspondence between clusters and gates, where each cluster

identified by the VAE-GMM is associated with a specific gate in the multi-gating mechanism. The number of gates in our multi-gating mechanism is therefore equal to the number of clusters  $K$  identified in the VAE-GMM stage.

To determine which gate should process the input, we select the cluster with the highest probability:

$$\bar{c} = \operatorname{argmax}_c \gamma_c \quad (9)$$

where  $\bar{c}$  represents the index of the selected gate. Given  $K$  clusters and a corresponding set of  $K$  gates  $G = G_1, \dots, G_K$ , we select the specific gate  $G_{\bar{c}}$  for processing the input.

Multi-gating mechanism ensures that users within the same cluster are directed to the same gate, guaranteeing the preferences and styles of specific user groups. This is particularly beneficial for handling sparse data, as the model can leverage knowledge from users within the same cluster to discover implicit preferences for those with limited interaction history.

**3.3.2 Fine-grained Mixture of Experts.** To address issues of knowledge hybridity and knowledge redundancy [5], we modify the original structure by dividing the fully connected network layers into smaller, more specialized units. Specifically, we reduce the intermediate hidden dimensions of the fully connected layers to  $\frac{1}{r}$  of their original size, effectively splitting each expert Feed-Forward Network (FFN) into  $r$  smaller experts. Assuming the original number of experts is  $N$ , the number of experts is now  $rN$  after reduction. This fine-grained expert strategy allows the model to achieve increased specialization without additional computational cost.

Given an input  $x$ , after determining the corresponding gate  $G_{\bar{c}}$  through the multi-gating mechanism, we proceed to select the most

relevant experts within this gate. To achieve this, we compute logits  $f(x) = \mathbf{W} \cdot x$ , where  $\mathbf{W}$  is the weight matrix associated with gate  $G_{\bar{c}}$ . These logits represent the relevance scores of each expert for the given input within the selected gate. To obtain normalized probabilities for expert selection, we apply a softmax function overall all  $rN$  experts:

$$G_{\bar{c}}(x)_i = \frac{e^{f(x)_i}}{\sum_{j=1}^{rN} e^{f(x)_j}} \quad (10)$$

where  $G_{\bar{c}}(x)_i$  represents the gating value for the  $i$ -th expert.

To further enhance efficiency and specialization, we select only the top  $k$  experts based on their gating values. Let  $\Omega$  represent the set of indices for these top  $k$  experts. The final output of the expert layer is then computed as a weighted combination of the selected experts' outputs:

$$\sum_{i \in \Omega}^{rN} G_{\bar{c}}(x)_i \cdot E_i(x) \quad (11)$$

where  $E_i(x)$  is the output of the  $i$ -th expert network for input  $x$ . By combining the multi-gating mechanism with fine-grained mixture of experts, our approach effectively addresses the challenges of personalization and data sparsity in explainable recommendation systems. It enables the model to generate highly tailored explanations by routing inputs to the most appropriate specialized experts, even in scenarios with limited user interaction data.

### 3.4 Two-stage Training Objective

To effectively train the GaVaMoE model, we employ a two-stage training process. This approach allows us to first capture deep collaborative preferences and then leverage this information for personalized explanation generation. The two stages are as follows:

**3.4.1 Stage 1: Rating Reconstruction Training.** The first stage focuses on training the VAE-GMM by rating reconstruction. Importantly, the VAE-GMM serves as a key component for the multi-gating mechanism. Our goal here is to capture nuanced user-item collaborative preferences and create user clusters. We optimize the Evidence Lower Bound (ELBO) as our objective function:

$$\mathcal{L}_{\text{ELBO}}(x, \beta) = \mathbb{E}q(z, c|x) [\log p(x|z)] - \beta \cdot \text{KL}(q(z, c|x) || p(z, c)) \quad (12)$$

This function balances two key aspects: the reconstruction of user-item interactions and the organization of these interactions into distinct clusters. The first term encourages accurate reconstruction, while the second term, controlled by the hyperparameter  $\beta$ , ensures that our latent representations are well-structured and informative.

**3.4.2 Stage 2: Explanation Generation Training.** With our collaborative preferences captured, the second stage focuses on training the Multi-gating Mixture of Experts to generate personalized explanations. We leverage the user clusters and latent representations learned in the first stage. Our objective function for this stage combines rating prediction accuracy with explanation quality:

$$\mathcal{L}_{\text{total}} = \alpha \cdot \mathcal{L}_{\text{ELBO}} + (1 - \alpha) \cdot \mathcal{L}_{\text{explanation}} \quad (13)$$

Here,  $\alpha$  balances the importance of accurate rating predictions  $\mathcal{L}_{\text{ELBO}}$  with the quality of generated explanations  $\mathcal{L}_{\text{explanation}}$ . The  $\mathcal{L}_{\text{explanation}}$  is the negative log-likelihood of generating the correct explanation.

**Table 1: Statistics of the Datasets**

	TripAdvisor	Amazon	Yelp
#users	9,765	7,506	27,147
#items	6,280	7,360	20,266
#records	320,023	441,783	1,293,247
#features	5,069	5,399	7,340

This two-stage approach allows GaVaMoE to excel in both collaborative filtering and personalized explanation generation. By first building a VAE-GMM in understanding user-item interactions, and then leveraging this understanding for tailored explanations, we create a model capable of providing highly personalized and contextually relevant recommendations and explanations.

## 4 Experiment

### 4.1 Datasets

To comprehensively evaluate GaVaMoE, we utilized three diverse real-world datasets: TripAdvisor<sup>2</sup>, Amazon (Movies & TV)<sup>3</sup>, and Yelp<sup>4</sup>. TripAdvisor represents the travel and hospitality sector with hotel and attraction reviews, Amazon focuses on the entertainment domain with movie and TV show ratings, while Yelp encompasses a broad spectrum of local businesses including restaurants, services, and retail. As shown in Table 1, these datasets exhibit varying scales and potential sparsity levels, with Yelp being the largest and potentially most sparse, followed by Amazon and TripAdvisor. This diversity in data characteristics enables us to evaluate GaVaMoE's adaptability and robustness in handling different user behavior patterns and data sparsity challenges. For our experiments, each dataset was randomly split into training, validation, and test sets at a ratio of 8:1:1.

### 4.2 Implementation Detail

GaVaMoE employs a two-layer Transformer encoder and a two-layer MLP for the decoder in the VAE. The latent space size is 128, with user and item embeddings of 768. We set batch size to 4096, learning rate to  $1e-5$ ,  $\beta$  to 0.1 and 30 training epochs. For explanation generation training, we set the batch size to 1, learning rate to  $3e-5$ . The training process utilizes AdamW with a gradient accumulation of 8 and a clipping norm of 0.3. GaVaMoE uses LLaMA3.1-8B [6] with 32 GaVaMoE blocks, replacing the FFN with MoE (hidden size 1280, 12 experts, 2 activated per pass). The number of gates matches user clusters, and explanation generation training lasts 3 for epochs.

### 4.3 Compared Methods

We compare our model's performance against the following competitive baselines in explainable recommendation:

- NETE[19]: presents a gated fusion recurrent unit that leverages neural templates to generate high-quality, explainable text for recommendation systems.

<sup>2</sup><https://www.tripadvisor.com>

<sup>3</sup><http://jmcauley.ucsd.edu/data/amazon>

<sup>4</sup><https://www.yelp.com/dataset>

**Table 2: Performance comparison of explanation generation methods across three datasets. Metrics include BLEU and ROUGE for text quality, Distinct for personalization, and BERTScore for semantic consistency.**

Method	BLEU (%)		ROUGE (%)		Distinct (%)		BERTScore		
	BLEU-1	BLEU-4	ROUGE-1	ROUGE-L	Distinct-1	Distinct-2	BERTScore-P	BERTScore-R	BERTScore-F
Amazon(Movie & TV)									
PEPLER	12.564	0.991	14.005	10.816	17.134	61.190	0.369	0.362	0.364
PETER	14.796	1.201	15.335	11.614	17.431	62.790	0.384	0.376	0.380
PEVAE	16.349	1.503	19.255	15.853	18.440	60.610	0.349	0.340	0.345
NETE	14.965	1.152	16.470	12.982	14.503	47.312	0.344	0.344	0.344
XRec	20.259	1.730	24.971	17.737	20.370	64.444	0.409	0.398	0.401
GaVaMoE	<b>21.370</b>	<b>1.751</b>	<b>25.445</b>	<b>17.747</b>	<b>21.254</b>	<b>65.784</b>	<b>0.416</b>	<b>0.410</b>	<b>0.412</b>
TripAdvisor									
PEPLER	13.392	0.965	15.382	12.078	18.124	64.923	0.345	0.303	0.343
PETER	14.957	0.881	16.514	13.002	19.400	65.652	0.354	0.325	0.350
PEVAE	15.705	1.401	18.675	15.411	18.182	66.414	0.369	0.363	0.368
NETE	13.847	1.186	14.891	11.880	14.854	48.431	0.300	0.293	0.295
XRec	19.642	1.650	23.672	16.871	21.113	65.332	0.386	0.380	0.384
GaVaMoE	<b>21.142</b>	<b>1.891</b>	<b>25.465</b>	<b>18.118</b>	<b>22.784</b>	<b>68.398</b>	<b>0.397</b>	<b>0.392</b>	<b>0.394</b>
Yelp									
PEPLER	9.448	0.623	12.604	9.769	13.321	43.577	0.317	0.294	0.305
PETER	8.072	0.574	12.965	9.850	14.240	52.891	0.298	0.271	0.281
PEVAE	14.250	1.217	16.229	13.891	16.890	58.510	0.328	0.323	0.326
NETE	11.314	0.823	14.041	9.226	13.245	44.426	0.222	0.137	0.144
XRec	19.379	1.601	22.870	16.531	17.560	61.190	0.395	0.351	0.373
GaVaMoE	<b>19.586</b>	<b>1.616</b>	<b>23.259</b>	<b>17.416</b>	<b>19.483</b>	<b>63.847</b>	<b>0.406</b>	<b>0.374</b>	<b>0.381</b>

- PETER [22]: utilizes Transformer to integrate user and item IDs into generated explanations.
- PEPLER [23]: adopts a pre-trained GPT-2 model with prompt tuning for explanation generation.
- PEVAE [2]: extends hierarchical VAEs to address data sparsity in LLM-based recommendation systems, aligning with our focus on sparse interaction scenarios.
- XRec [27]: generates explanatory texts by integrating high-order collaborative signals encoded by graph neural networks and the text generation capabilities of LLMs.

These baselines were carefully selected to represent the progression of explainable recommendation systems, from template-based approaches (NETE) to advanced LLM-based models (XRec).

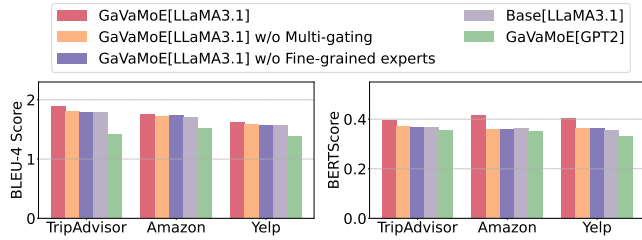
#### 4.4 Evaluation Metrics

To comprehensively evaluate GaVaMoE’s performance, we employ metrics assessing three key dimensions: explanation quality, personalization, and consistency. For explanation quality, we use BLEU [28] (BLEU-1 and BLEU-4) and ROUGE [26] (ROUGE-1 and ROUGE-L) to assess fluency, grammatical correctness, and content overlap. For personalization, we employ Distinct-1 and Distinct-2, evaluating unigram and bigram diversity in generated text. For consistency, we utilize BERTScore [43], capturing deeper semantic similarities using contextual embeddings. While BLEU and ROUGE are widely

used, they have limitations in capturing true semantic information, relying primarily on n-gram overlap. BERTScore addresses this limitation with a more sophisticated approach to evaluating semantic consistency. This diverse set of metrics allows for a comprehensive evaluation of GaVaMoE’s performance across various aspects of explanation generation, assessing not only linguistic quality but also personalization and semantic consistency.

#### 4.5 Results and Analysis

**4.5.1 Main Results.** Table 2 presents the performance comparison of various explanation generation methods across TripAdvisor, Yelp, and Amazon (Movie & TV) datasets. GaVaMoE consistently outperforms all baselines, including the state-of-the-art XRec model, across all metrics and datasets. Specifically, GaVaMoE achieves significant improvements over XRec: 6.39% on TripAdvisor, 4.46% on Yelp, and 2.57% on Amazon on average. In terms of text quality, GaVaMoE achieves the highest BLEU-4 and ROUGE-L scores across all datasets. For instance, on the Amazon dataset, GaVaMoE’s BLEU-4 score of 1.75% surpasses XRec’s 1.73%. The model’s superior performance in these metrics indicates its ability to generate high-quality, fluent explanations. GaVaMoE also demonstrates enhanced consistency, as measured by BERTScore. On the Amazon dataset, GaVaMoE achieves a BERTScore-F of 0.412, compared to XRec’s 0.401. Notably, on the sparser Yelp dataset, GaVaMoE’s BERTScore-F



**Figure 3: Ablation study results comparing GaVaMoE variants across TripAdvisor, Amazon, and Yelp datasets.**

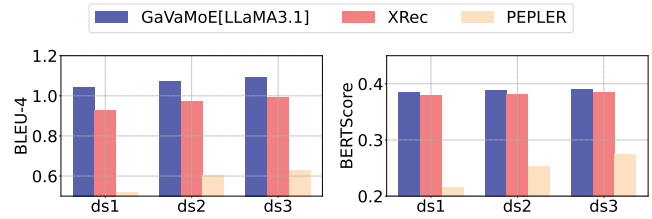
of 0.381 shows a 2.14% increase over XRec, highlighting its robustness in handling sparse data scenarios. For personalization, measured by Distinct scores, GaVaMoE consistently generates more diverse explanations. On TripAdvisor, GaVaMoE’s Distinct-1 and Distinct-2 scores of 22.784% and 68.398% respectively outperform XRec’s 21.113% and 65.332%.

These improvements can be attributed to GaVaMoE’s key components. The VAE enables deep collaborative preference modeling, capturing nuanced user-item interactions for more accurate and personalized explanations. This is enhanced by the integration of GMM, which refines user grouping based on similar preferences. The resulting clusters inform a multi-gating mechanism that efficiently routes user-item pairs to the most suitable experts, ensuring each explanation is generated by an expert familiar with the specific interaction pattern. These fine-grained experts, focusing on specific user subsets, allow for targeted and personalized explanation generation. This combination of deep preference modeling, clustering, efficient routing, and specialized generation enables GaVaMoE to produce higher quality, personalized, and consistent explanations.

**4.5.2 Ablation Study.** To further evaluate the efficacy of GaVaMoE’s components, we conducted a comprehensive ablation study across three diverse datasets. We compared the following variants:

- **GaVaMoE[LLaMA3.1]:** Our full model, incorporating both the multi-gating mechanism and the enhanced MoE architecture.
- **GaVaMoE[LLaMA3.1] w/o Multi-gating:** A variant that retains the MoE architecture but removes the multi-gating mechanism.
- **GaVaMoE[LLaMA3.1] w/o Fine-grained experts:** A variant that retains the multi-gating mechanism but removes the fine-grained experts.
- **Base[LLaMA3.1]:** A baseline version using only the LLaMA 3.1 language model, without the multi-gating mechanism and MoE architecture.
- **GaVaMoE[GPT2]:** Uses GPT2 as the base language model while retaining our multi-gating and MoE components.

Figure 3 presents our ablation study results, comparing BLEU-4 and BERTScore metrics across three datasets. Key findings include: (1) **Effectiveness of Multi-gating Mechanism and Fine-grained Experts:** GaVaMoE[LLaMA3.1] consistently outperformed its variants without multi-gating or fine-grained experts. For instance,



**Figure 4: Performance comparison across different sparsity levels (ds1, ds2, ds3). GaVaMoE demonstrates consistent superiority and stability across all sparsity levels.**

on the Amazon dataset, GaVaMoE[LLaMA3.1] achieved a BLEU-4 score of 1.89, compared to 1.82 for the variant without multi-gating and 1.85 for the variant without fine-grained experts. This demonstrates the crucial role of both components in enhancing the quality and relevance of generated explanations. (2) **Complementary Effects of Architectural Components:** The full GaVaMoE[LLaMA3.1] model demonstrated substantial improvements over Base[LLaMA3.1], with BERTScore increases of 7.6%, 8.1%, and 6.2% on TripAdvisor, Amazon, and Yelp datasets, respectively. This highlights the complementary benefits of the multi-gating mechanism for precise routing and the MoE structure for specialized processing. (3) **Base Model Independence:** Interestingly, GaVaMoE[GPT2] showed competitive performance, outperforming most baseline models except XRec. This indicates that our multi-gating and MoE components provide substantial improvements even with smaller, less advanced language models. (4) **Scalability:** Performance remained strong across different base model sizes. GaVaMoE[GPT2]’s BLEU-4 scores were only slightly lower than GaVaMoE[LLaMA3.1] (e.g., 1.76 vs. 1.89 on Amazon), showcasing the architecture’s flexibility across various computational settings.

**4.5.3 Analysis of Multi-gating Mechanism.** To evaluate the impact of our multi-gating mechanism, we varied the number of gates from 2 to 5 across three datasets. Table 3 shows distinct optimal gate configurations for each dataset: 3 gates for TripAdvisor, 2 gates for Amazon, and 3 gates for Yelp.

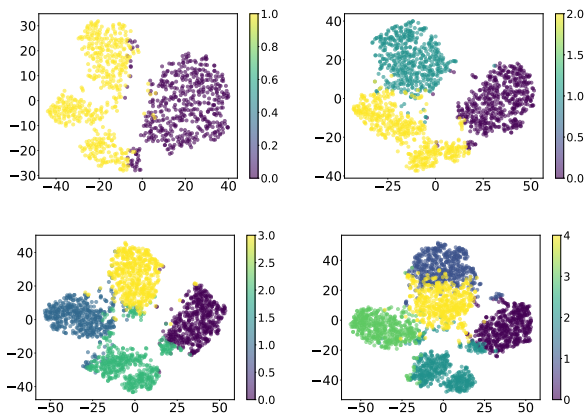
These variations in optimal gate numbers reflect the intricate relationship between dataset characteristics and model performance. With fewer gates, user-item collaborative preferences within each cluster tend to be more consistent, enabling better pattern learning and generalization. However, as the number of gates increases, data dispersion may introduce noise, potentially reducing the model’s generalization ability. The effectiveness of the multi-gating mechanism also depends on balanced data distribution across gates. An imbalance, such as one gate receiving significantly fewer items, can lead to incomplete training of both the gate and its associated experts, impacting overall performance.

Our analysis underscores the importance of tuning the number of gates based on dataset-specific characteristics. The optimal configuration balances capturing diverse user-item preferences with maintaining sufficient data consistency within clusters.

**4.5.4 Analysis of Data Sparsity.** To evaluate GaVaMoE’s robustness against data sparsity, we conducted a comprehensive evaluation

**Table 3: Performance of GaVaMoE with different numbers of gates cross three datasets.**

Router	BLEU-1	BLEU-4	ROUGE-1	ROUGE-L	DISTINCT-1	DISTINCT-2	BERTScore-P	BERTScore-R	BERTScore-F
TripAdvisor									
2	17.270	1.735	25.314	18.392	20.466	65.332	0.301	0.296	0.263
3	<b>21.142</b>	<b>1.891</b>	<b>25.465</b>	<b>18.118</b>	<b>22.784</b>	<b>68.398</b>	<b>0.397</b>	<b>0.392</b>	<b>0.395</b>
4	19.980	1.862	25.040	18.192	21.284	67.190	0.313	0.299	0.285
5	16.038	1.748	24.886	18.034	20.130	66.036	0.290	0.259	0.240
Amazon (Movie & TV)									
2	17.465	1.521	21.072	15.271	17.113	60.074	0.311	0.290	0.304
3	<b>19.586</b>	<b>1.616</b>	<b>23.259</b>	<b>17.416</b>	<b>19.483</b>	<b>63.847</b>	<b>0.406</b>	<b>0.374</b>	<b>0.381</b>
4	16.224	1.398	22.697	16.875	17.470	61.454	0.368	0.350	0.353
5	16.047	1.326	22.067	16.644	17.201	61.241	0.360	0.334	0.347
Yelp									
2	17.465	1.521	21.072	15.271	17.113	60.074	0.311	0.290	0.304
3	<b>19.586</b>	<b>1.616</b>	<b>23.259</b>	<b>17.416</b>	<b>19.483</b>	<b>63.847</b>	<b>0.406</b>	<b>0.374</b>	<b>0.381</b>
4	16.224	1.398	22.697	16.875	17.470	61.454	0.368	0.350	0.353
5	16.047	1.326	22.067	16.644	17.201	61.241	0.360	0.334	0.347

**Figure 5: Visualization of latent space distributions in GaVaMoE for different numbers of user clusters.**

of GaVaMoE’s performance across varying levels of user-item interaction sparsity. Following methodologies from [27] and [2], we divided the test data into three equal subsets (ds1, ds2, ds3) based on user appearance frequency in the training data. This division creates a spectrum of sparsity, with ds1 containing the most frequent users and ds3 the least frequent, allowing us to assess model performance under increasingly sparse conditions.

As shown in Figure 4, GaVaMoE consistently outperforms XRec and PEPLER across all sparsity levels in terms of BLEU-4 and BERTScore metrics. Notably, GaVaMoE’s performance remains stable from ds1 to ds3, indicating its effectiveness in handling sparse data scenarios.

The robustness of GaVaMoE can be attributed to its clustering and fine-grained expert models. Figure 5 visualizes the latent space distribution, demonstrating clear separation of user categories. This

**Table 4: The human evaluation results on the Yelp dataset.**

Method	P	Q	U	Human Score
GaVaMoE	<b>4.524</b>	<b>4.553</b>	<b>4.541</b>	<b>4.538</b>
XRec	4.390	4.287	4.252	4.317
PEPLER	3.766	3.652	3.773	3.734

clustering approach is crucial for addressing data sparsity: when encountering users with limited interactions, the model leverages information from similar users within the same cluster, enabling personalized explanations even for sparse users.

#### 4.6 Human Evaluation

To validate GaVaMoE’s effectiveness in real-world scenarios, we conducted a human evaluation study using 2,000 randomly sampled entries from the Yelp dataset. We compared GaVaMoE against XRec and PEPLER, employing three professionals to assess the generated explanations based on personalization (P), text quality (Q), and user satisfaction (U). Each criterion was scored on a 1-to-5 scale, with details provided in Appendix B. We computed a composite Human-Score using a weighted formula:

$$\text{Human-Score} = \lambda_p P_{score} + \lambda_q Q_{score} + \lambda_u U_{score} \quad (14)$$

Where  $\lambda_p = 0.4$ ,  $\lambda_q$ , and  $\lambda_u = 0.3$ . The scores P, Q, and U represent the metrics for personalization, text quality, and user satisfaction, respectively.

Table 4 presents these results, showing that GaVaMoE consistently outperformed baselines across all metrics. GaVaMoE achieved the highest overall Human-Score of 4.538, significantly surpassing XRec (4.317) and PEPLER (3.734). These human evaluation results corroborate our computational findings, demonstrating GaVaMoE’s ability to generate high-quality, personalized explanations that resonate with users in real-world scenarios.



**Table 5: Comparison of explanations generated by baselines and GaVaMoE under different user interaction scenarios. Case 1 represents a user with limited interaction history, while Case 2 represents a user with sufficient interactions.**

Case 1: Limited user-item interactions	Case 2: Sufficient user-item interactions
<b>Ground Truth</b>	
<b>Text:</b> While undoubtedly a well-done and stunning movie.	<b>Text:</b> J.K. Rowling’s magical world is beautifully brought to life in this fantasy film.
<b>Features:</b> undoubtedly, stunning, movie	<b>Features:</b> J.K. Rowling, magic, fantasy, books
<b>Generated Explanations</b>	
<b>PETER:</b> I think this film is a good movie. <b>PEPLER:</b> The film is a very good movie. <b>XRec:</b> While a well-done and stunning movie, it lacks depth and fails to engage. <b>GaVaMoE:</b> While undoubtedly a well-done and stunning movie, the visuals and performances are excellent.	<b>PETER:</b> This fantasy movie is based on J.K. Rowling’s books. <b>PEPLER:</b> The film is fantasy based on J.K. Rowling’s books. <b>XRec:</b> J.K. Rowling’s magical world is vividly brought to life, offering a rich and immersive experience. <b>GaVaMoE:</b> J.K. Rowling’s magical world is beautifully brought to life in this fantasy film, with stunning visuals and a captivating story.

## 5 Case Study

To further evaluate GaVaMoE’s effectiveness in generating personalized and relevant explanations, we conducted a detailed case study comparing our model’s performance with baseline methods under different user interaction scenarios. Table 5 presents a comparative analysis of explanations generated by GaVaMoE and baseline methods under two distinct scenarios: limited and sufficient user-item interactions. GaVaMoE demonstrates superior performance across both cases, effectively addressing the challenges of data sparsity and personalization. In the limited interaction scenario (Case 1), GaVaMoE captures all key item features ("undoubtedly," "stunning," "movie"), showcasing its robustness in sparse data conditions. The model’s explanation closely mirrors the ground truth while adding relevant details about "visuals and performances," providing a more comprehensive insight. Similarly, in the sufficient interaction case (Case 2), GaVaMoE accurately captures the essence of J.K. Rowling’s magical world and the fantasy genre, demonstrating its ability to leverage richer user history. Across both scenarios, GaVaMoE maintains appropriate sentiment and context, avoiding the introduction of irrelevant or inaccurate information - a pitfall observed in some baseline methods like XRec. In contrast, PETER and PEPLER consistently produce generic statements lacking specific descriptors, highlighting GaVaMoE’s superior feature integration and contextual understanding. These observations underscore GaVaMoE’s effectiveness in generating highly personalized, contextually relevant, and informative explanations, regardless of the extent of user interaction history. The model’s performance aligns with our initial goals of enhancing explainable recommendations through improved collaborative preference modeling and personalization, particularly in scenarios with sparse user-item interactions.

## 6 Conclusion

In this paper, we introduced GaVaMoE, a novel Gaussian-Variational Gated Mixture of Experts framework for explainable recommendation systems. GaVaMoE addresses critical challenges in existing LLM-based ER systems through two key innovations: (1) a rating

reconstruction module employing VAE with GMM for capturing complex user-item collaborative preferences, and (2) a multi-gating mechanism coupled with expert models for generating personalized explanations. Our approach enhances collaborative preference modeling, improves personalization, and effectively handles data sparsity. Extensive experiments on three real-world datasets demonstrate that GaVaMoE significantly outperforms state-of-the-art methods across multiple metrics, including explanation quality, personalization, and consistency. Notably, GaVaMoE exhibits robust performance in sparse data scenarios, maintaining high-quality explanations even for users with limited historical data.

## References

- [1] Qingyao Ai, Vahid Azizi, Xu Chen, and Yongfeng Zhang. Learning heterogeneous knowledge base embeddings for explainable recommendation. *Algorithms*, 11(9):137, 2018.
- [2] Zefeng Cai and Zerui Cai. Pevae: A hierarchical vae for personalized explainable recommendation. In *Proceedings of the 45th International ACM SIGIR Conference on Research and Development in Information Retrieval*, pages 692–702, 2022.
- [3] Hanxiong Chen, Shaoyun Shi, Yunqi Li, and Yongfeng Zhang. Neural collaborative reasoning. In *Proceedings of the Web Conference 2021*, pages 1516–1527, 2021.
- [4] Zhongxia Chen, Xiting Wang, Xing Xie, Tong Wu, Guoqing Bu, Yining Wang, and Enhong Chen. Co-attentive multi-task learning for explainable recommendation. In *IJCAI*, volume 2019, pages 2137–2143, 2019.
- [5] Damai Dai, Chengqi Deng, Chenggang Zhao, RX Xu, Huazuo Gao, Deli Chen, Jiashi Li, Wangding Zeng, Xingkai Yu, Y Wu, et al. Deepseekmoe: Towards ultimate expert specialization in mixture-of-experts language models. *arXiv preprint arXiv:2401.06066*, 2024.
- [6] Abhimanyu Dubey, Abhinav Jauhri, Abhinav Pandey, Abhishek Kadian, Ahmad Al-Dahle, Aiesha Letman, Akhil Mathur, Alan Schelten, Amy Yang, Angela Fan, et al. The llama 3 herd of models. *arXiv preprint arXiv:2407.21783*, 2024.
- [7] William Fedus, Barret Zoph, and Noam Shazeer. Switch transformers: Scaling to trillion parameter models with simple and efficient sparsity. *Journal of Machine Learning Research*, 23(120):1–39, 2022.
- [8] Zuohui Fu, Yikun Xian, Ruoyuan Gao, Jieyu Zhao, Qiaoying Huang, Yingqiang Ge, Shuyuan Xu, Shijie Geng, Chirag Shah, Yongfeng Zhang, et al. Fairness-aware explainable recommendation over knowledge graphs. In *Proceedings of the 43rd international ACM SIGIR conference on research and development in information retrieval*, pages 69–78, 2020.
- [9] Jingyue Gao, Xiting Wang, Yasha Wang, and Xing Xie. Explainable recommendation through attentive multi-view learning. In *Proceedings of the AAAI Conference on Artificial Intelligence*, volume 33, pages 3622–3629, 2019.
- [10] Deepesh V Hada and Shirish K Shevade. Rexplug: Explainable recommendation using plug-and-play language model. In *Proceedings of the 44th International ACM SIGIR Conference on Research and Development in Information Retrieval*,

- pages 81–91, 2021.
- [11] Xiangnan He, Tao Chen, Min-Yen Kan, and Xiao Chen. Trirank: Review-aware explainable recommendation by modeling aspects. In *Proceedings of the 24th ACM international conference on information and knowledge management*, pages 1661–1670, 2015.
  - [12] Irina Higgins, Loic Matthey, Arka Pal, Christopher P Burgess, Xavier Glorot, Matthew M Botvinick, Shakir Mohamed, and Alexander Lerchner. beta-vae: Learning basic visual concepts with a constrained variational framework. *ICLR (Poster)*, 3, 2017.
  - [13] S Hochreiter. Long short-term memory. *Neural Computation MIT-Press*, 1997.
  - [14] Robert A Jacobs, Michael I Jordan, Steven J Nowlan, and Geoffrey E Hinton. Adaptive mixtures of local experts. *Neural computation*, 3(1):79–87, 1991.
  - [15] Albert Q Jiang, Alexandre Sablayrolles, Antoine Roux, Arthur Mensch, Blanche Savary, Chris Bamford, Devendra Singh Chaplot, Diego de las Casas, Emma Bou Hanna, Florian Bressand, et al. Mixtral of experts. *arXiv preprint arXiv:2401.04088*, 2024.
  - [16] Zhuxi Jiang, Yin Zheng, Huachun Tan, Bangsheng Tang, and Hanning Zhou. Variational deep embedding: An unsupervised and generative approach to clustering. *arXiv preprint arXiv:1611.05148*, 2016.
  - [17] Diederik P Kingma. Auto-encoding variational bayes. *arXiv preprint arXiv:1312.6114*, 2013.
  - [18] Dmitry Lepikhin, Hyoukjoong Lee, Yuanzhong Xu, Dehao Chen, Orhan Firat, Yanping Huang, Maxim Krikun, Noam Shazeer, and Zhifeng Chen. Gshard: Scaling giant models with conditional computation and automatic sharding. *arXiv preprint arXiv:2006.16668*, 2020.
  - [19] Lei Li, Yongfeng Zhang, and Li Chen. Generate neural template explanations for recommendation. In *Proceedings of the 29th ACM International Conference on Information & Knowledge Management*, pages 755–764, 2020.
  - [20] Lei Li, Yongfeng Zhang, and Li Chen. Extra: Explanation ranking datasets for explainable recommendation, 2021.
  - [21] Lei Li, Yongfeng Zhang, and Li Chen. Extra: Explanation ranking datasets for explainable recommendation. In *Proceedings of the 44th International ACM SIGIR conference on Research and Development in Information Retrieval*, pages 2463–2469, 2021.
  - [22] Lei Li, Yongfeng Zhang, and Li Chen. Personalized transformer for explainable recommendation. *arXiv preprint arXiv:2105.11601*, 2021.
  - [23] Lei Li, Yongfeng Zhang, and Li Chen. Personalized prompt learning for explainable recommendation. *ACM Transactions on Information Systems*, 41(4):1–26, 2023.
  - [24] Piji Li, Zihao Wang, Zhaochun Ren, Lidong Bing, and Wai Lam. Neural rating regression with abstractive tips generation for recommendation. In *Proceedings of the 40th International ACM SIGIR conference on Research and Development in Information Retrieval*, pages 345–354, 2017.
  - [25] Dawen Liang, Rahul G Krishnan, Matthew D Hoffman, and Tony Jebara. Variational autoencoders for collaborative filtering. In *Proceedings of the 2018 world wide web conference*, pages 689–698, 2018.
  - [26] Chin-Yew Lin. Rouge: A package for automatic evaluation of summaries. In *Text summarization branches out*, pages 74–81, 2004.
  - [27] Qiyao Ma, Xubin Ren, and Chao Huang. Xrec: Large language models for explainable recommendation. *arXiv preprint arXiv:2406.02377*, 2024.
  - [28] Kishore Papineni, Salim Roukos, Todd Ward, and Wei-Jing Zhu. Bleu: a method for automatic evaluation of machine translation. In *Proceedings of the 40th annual meeting of the Association for Computational Linguistics*, pages 311–318, 2002.
  - [29] Alec Radford, Jeffrey Wu, Rewon Child, David Luan, Dario Amodei, Ilya Sutskever, et al. Language models are unsupervised multitask learners. *OpenAI blog*, 1(8):9, 2019.
  - [30] Noam Shazeer, Azalia Mirhoseini, Krzysztof Maziarsz, Andy Davis, Quoc Le, Geoffrey Hinton, and Jeff Dean. Outrageously large neural networks: The sparsely-gated mixture-of-experts layer. *arXiv preprint arXiv:1701.06538*, 2017.
  - [31] Ilya Shenbin, Anton Alekseev, Elena Tutubalina, Valentin Malykh, and Sergey I Nikolenko. Recvae: A new variational autoencoder for top-n recommendations with implicit feedback. In *Proceedings of the 13th international conference on web search and data mining*, pages 528–536, 2020.
  - [32] Shaoyun Shi, Hanxiong Chen, Weizhi Ma, Jiaxin Mao, Min Zhang, and Yongfeng Zhang. Neural logic reasoning. In *Proceedings of the 29th ACM International Conference on Information & Knowledge Management*, pages 1365–1374, 2020.
  - [33] Juntao Tan, Shuyuan Xu, Yingqiang Ge, Yunqi Li, Xu Chen, and Yongfeng Zhang. Counterfactual explainable recommendation. In *Proceedings of the 30th ACM International Conference on Information & Knowledge Management*, pages 1784–1793, 2021.
  - [34] Yi Tay, Anh Tuan Luu, and Siu Cheung Hui. Multi-pointer co-attention networks for recommendation. In *Proceedings of the 24th ACM SIGKDD international conference on knowledge discovery & data mining*, pages 2309–2318, 2018.
  - [35] Gemini Team, Rohan Anil, Sebastian Borgeaud, Yonghui Wu, Jean-Baptiste Alayrac, Jiahui Yu, Radu Soricut, Johan Schalkwyk, Andrew M Dai, Anja Hauth, et al. Gemini: a family of highly capable multimodal models. *arXiv preprint arXiv:2312.11805*, 2023.
  - [36] Nava Tintarev and Judith Masthoff. Explaining recommendations: Design and evaluation. In *Recommender systems handbook*, pages 353–382. Springer, 2015.
  - [37] Hugo Touvron, Thibaut Lavril, Gautier Izacard, Xavier Martinet, Marie-Anne Lachaux, Timothée Lacroix, Baptiste Rozière, Naman Goyal, Eric Hambro, Faisal Azhar, et al. Llama: Open and efficient foundation language models. *arXiv preprint arXiv:2302.13971*, 2023.
  - [38] A Vaswani. Attention is all you need. *Advances in Neural Information Processing Systems*, 2017.
  - [39] Xiang Wang, Xiangnan He, Fuli Feng, Liqiang Nie, and Tat-Seng Chua. Tem: Tree-enhanced embedding model for explainable recommendation. In *Proceedings of the 2018 world wide web conference*, pages 1543–1552, 2018.
  - [40] Yikun Xian, Zuohui Fu, Shan Muthukrishnan, Gerard De Melo, and Yongfeng Zhang. Reinforcement knowledge graph reasoning for explainable recommendation. In *Proceedings of the 42nd international ACM SIGIR conference on research and development in information retrieval*, pages 285–294, 2019.
  - [41] Zhouhang Xie, Sameer Singh, Julian McAuley, and Bodhisattwa Prasad Majumder. Factual and informative review generation for explainable recommendation. In *Proceedings of the AAAI Conference on Artificial Intelligence*, volume 37, pages 13816–13824, 2023.
  - [42] Mengyuan Yang, Mengying Zhu, Yan Wang, Linxun Chen, Yilei Zhao, Xiuyuan Wang, Bing Han, Xiaolin Zheng, and Jianwei Yin. Fine-tuning large language model based explainable recommendation with explainable quality reward. In *Proceedings of the AAAI Conference on Artificial Intelligence*, volume 38, pages 9250–9259, 2024.
  - [43] Tianyi Zhang, Varsha Kishore, Felix Wu, Kilian Q Weinberger, and Yoav Artzi. Bertscore: Evaluating text generation with bert. *arXiv preprint arXiv:1904.09675*, 2019.
  - [44] Yongfeng Zhang. Tutorial on explainable recommendation and search. In *Proceedings of the 2019 ACM SIGIR International Conference on Theory of Information Retrieval*, pages 255–256, 2019.
  - [45] Yongfeng Zhang, Xu Chen, et al. Explainable recommendation: A survey and new perspectives. *Foundations and Trends® in Information Retrieval*, 14(1):1–101, 2020.
  - [46] Yongfeng Zhang, Guokun Lai, Min Zhang, Yi Zhang, Yiqun Liu, and Shaoping Ma. Explicit factor models for explainable recommendation based on phrase-level sentiment analysis. In *Proceedings of the 37th international ACM SIGIR conference on Research & development in information retrieval*, pages 83–92, 2014.
  - [47] Tong Zhu, Xiaoye Qu, Daize Dong, Jiacheng Ruan, Jingqi Tong, Conghui He, and Yu Cheng. Llama-moe: Building mixture-of-experts from llama with continual pre-training. *arXiv preprint arXiv:2406.16554*, 2024.
  - [48] Barret Zoph, Irwan Bello, Sameer Kumar, Nan Du, Yanping Huang, Jeff Dean, Noam Shazeer, and William Fedus. St-moe: Designing stable and transferable sparse expert models. *arXiv preprint arXiv:2202.08906*, 2022.

## A ELBO in GaVaMoE

In GaVaMoE, our objective is to maximize the likelihood of user-item pairs, equivalent to maximizing  $\log p(x)$ . Adopting Jensen’s inequality, we derive the variational evidence lower bound (ELBO) as follows:

$$\begin{aligned} \mathcal{L}_{ELBO}(x) &= \mathbb{E}_{q(z,c|x)} \left[ \log \frac{p(c, z, x)}{q(z, c|x)} \right] \\ &= \mathbb{E}_{q(z,c|x)} [\log p(x|z) + \log p(z|c) + \log p(c)] - \\ &\quad \mathbb{E}_{q(z,c|x)} [\log q(z|x) + \log q(c|x)] \quad (15) \\ &= \mathbb{E}_{q(z,c|x)} \left[ \log p(x|z) + \log \frac{p(z, c)}{q(z, c|x)} \right] \end{aligned}$$

The first term represents the reconstruction loss, allowing the model to discover deep level user-item interactions. The second term calculates the Kullback-Leibler divergence between the mixed Gaussian prior distribution  $q(z|x)$  and the variational posterior  $p(z, c)$ . To learn more disentangled representations, according to  $\beta$ -VAE[12] approach, we added a hyperparameter  $\beta$  to the KL divergence term, rewriting the formula as follows:

$$\mathcal{L}_{ELBO}(x, \beta) = \mathbb{E}_{q(z,c|x)} [\log p(x|z)] - \beta \cdot \text{KL}(q(z, c|x) || p(z, c)) \quad (16)$$

where  $\beta$  balances the reconstruction loss and the KL regularization term. The KL regularization term is derived as:

$$\begin{aligned} &\text{KL}(q(z, c|x) || p(z, c)) \\ &= -\frac{1}{2} \sum_{c=1}^K \gamma_{i,c} \sum_{d=1}^D \left( \log(\bar{\sigma}_{c,d})^2 + \left( \frac{\sigma_{i,d}}{\bar{\sigma}_{c,d}} \right)^2 + \sum_{c=1}^K \gamma_{i,c} \log \frac{\pi_c}{\gamma_{i,c}} \right) \quad (17) \\ &+ \frac{1}{2} \sum_{d=1}^D \left( \log(\bar{\sigma}_{c,d})^2 \right) - \frac{1}{2} \sum_{c=1}^K \gamma_{i,c} \sum_{d=1}^D \left( \frac{(\mu_{i,d} - \bar{\mu}_{c,d})^2}{\bar{\sigma}_{c,d}} \right) + \frac{1}{2} \end{aligned}$$

In this formulation,  $K$  represents the number of clusters,  $D$  is the dimensionality of the latent space,  $\gamma_{i,c}$  is the probability that the  $i$ -th sample belongs to cluster  $c$ , and  $\pi_c$  is the prior probability of cluster  $c$ . The parameters  $\mu_{i,d}$  and  $\sigma_{i,d}$  are the mean and standard deviation of the  $i$ -th sample in the  $d$ -th dimension, while  $\bar{\mu}_{c,d}$  and  $\bar{\sigma}_{c,d}$  are the mean and standard deviation of cluster  $c$  in the  $d$ -th dimension.

By optimizing this ELBO, GaVaMoE can effectively learn a structured latent space that captures both user-item interactions and user clustering information, which is crucial for the subsequent multi-gating mechanism and personalized explanation generation.

## B Human scoring Criteria

This guide provides detailed instructions for evaluating generated explanations on a 1-to-5 scale across three dimensions: Personalization, Text Quality, and User Satisfaction:

- **Personalization (P):** Consider the user’s past interactions, stated preferences, and behavioral patterns when assessing alignment. Look for specific mentions of user-relevant features or experiences.
- **Text Quality (Q):** Evaluate the explanation’s grammatical correctness, logical flow, and appropriate use of language. Consider whether the text would be easily understood by the average user.

- **User Satisfaction (U):** Assess whether the explanation would likely motivate the user to engage further with the recommended item or the platform. Consider factors such as informativeness, persuasiveness, and appeal.

A detailed scoring guide with specific criteria for each score level is provided in Table 6, ensuring consistency and reliability in the human evaluation process.

To ensure comprehensive and precise evaluations, human experts are encouraged to utilize the full range of the scale, including half-point scores (e.g., 3.5) when explanations fall between two score descriptions. This granular approach allows for a more nuanced assessment of the explanations’ quality and effectiveness.

**Table 6: Scoring Criteria for Human Evaluation**

Score	Criteria Description
<b>Personalization (P)</b>	
5	Explanation perfectly aligns with user preferences, demonstrating deep understanding of individual tastes.
4	Explanation shows strong alignment with user preferences, with minor misalignments.
3	Explanation moderately aligns with user preferences, with some noticeable misalignments.
2	Explanation shows weak alignment with user preferences, with significant misalignments.
1	Explanation shows no alignment with user preferences.
<b>Text Quality (Q)</b>	
5	Text is exceptionally clear, coherent, and well-structured, with no errors.
4	Text is clear and coherent, with minimal structural issues or errors.
3	Text is generally clear but has some issues with coherence or structure.
2	Text has notable issues with clarity, coherence, or structure.
1	Text is unclear, incoherent, or poorly structured.
<b>User Satisfaction (U)</b>	
5	Explanation is highly engaging, likely to prompt immediate user interaction or action.
4	Explanation is engaging and likely to prompt user interaction.
3	Explanation is somewhat engaging, may prompt user interaction.
2	Explanation is unlikely to prompt user interaction.
1	Explanation is likely to discourage user interaction.

Received 20 February 2007; revised 12 March 2009; accepted 5 June 2009