

Hairmony: Fairness-aware hairstyle classification

GIVI MEISHVILI*, JAMES CLEMOES*, CHARLIE HEWITT*, ZAFIIRAH HOSENIE, XIAN XIAO, MARTIN DE LA GORCE, TIBOR TAKACS, TADAS BALTRUŠAITIS, ANTONIO CRIMINISI, and CHYNA MCRAE, Microsoft, Switzerland, United Kingdom and United States of America
 NINA JABLONSKI, The Pennsylvania State University, United States of America
 MARTA WILCZKOWIAK, Microsoft, United Kingdom



Fig. 1. Our method predicts a person’s hairstyle from a single input image. We use a classification approach and a carefully designed hairstyle library, which allows us to address a wide range of hairstyles, including those that are still an open area of research for parametric models, such as ringlets, braids, and ponytails. Here we show input images and predicted hairstyles from our library posed on reconstructed face meshes [Wood et al. 2022]. Underpinning our method is a hairstyle taxonomy that enables objective description of hairstyles to help ensure fairness of our training data and our hairstyle library, supervise our model during training, and evaluate our method.

We present a method for prediction of a person’s hairstyle from a single image. Despite growing use cases in user digitization and enrollment for virtual experiences, available methods are limited, particularly in the range of hairstyles they can capture. Human hair is extremely diverse and lacks any universally accepted description or categorization, making this a challenging task. Most current methods rely on parametric models of hair at a strand level. These approaches, while very promising, are not yet able to represent short, frizzy, coily hair and gathered hairstyles. We instead choose a classification approach which *can* represent the diversity of hairstyles required for a truly robust and inclusive system. Previous classification approaches have been restricted by poorly labeled data that lacks diversity, imposing constraints on the usefulness of any resulting enrollment system. We use only synthetic data to train our models. This allows for explicit control of diversity of hairstyle attributes, hair colors, facial appearance, poses, environments and other parameters. It also produces noise-free ground-truth labels. We introduce a novel hairstyle taxonomy developed in collaboration with a diverse group of domain experts which we use to balance our training data, supervise our model, and directly measure fairness. We annotate our synthetic training data and a real evaluation dataset using this taxonomy and release both to enable comparison of future hairstyle prediction approaches. We employ an architecture based on a pre-trained feature extraction network in order to improve generalization of our method to real data and predict

*denotes equal contribution

Authors’ addresses: Givi Meishvili, gmeishvili@microsoft.com; James Clemoes, jaclemoe@microsoft.com; Charlie Hewitt, chewitt@microsoft.com; Zafiirah Hosenie, zhosenie@microsoft.com; Xian Xiao, xianxiao@microsoft.com; Martin de La Gorce, martin.delagorce@microsoft.com; Tibor Takacs, Tibor.Takacs@microsoft.com; Tadas Baltrušaitis, tabaltru@microsoft.com; Antonio Criminisi, acriminisi@microsoft.com; Chyna McRae, chynamcrae@microsoft.com, Microsoft, Redmond, Switzerland, United Kingdom and United States of America; Nina Jablonski, ngj2@psu.edu, The Pennsylvania State University, University Park, United States of America; Marta Wilczkowiak, mawilczk@microsoft.com, Microsoft, United Kingdom.

taxonomy attributes as an auxiliary task to improve accuracy. Results show our method to be significantly more robust for challenging hairstyles than recent parametric approaches. Evaluation with taxonomy-based metrics also demonstrates the fairness of our method across diverse hairstyles.

CCS Concepts: • **Computing methodologies** → **Computer vision**.

Additional Key Words and Phrases: hairstyle, classification, hair, taxonomy

1 INTRODUCTION

We address the problem of hairstyle prediction from a single image. This is particularly relevant for enrollment of user appearance for virtual experiences. It is critical for enrollment systems in this context to work well for diverse users in order to provide an inclusive experience. Hairstyles play a significant role in human appearance and identity, allowing for self-expression, artistic expression, and cultural representation. Inclusive hair representation is also protected by law in many places, with legal guidelines against race discrimination based on hair texture and style [cro 2019; nyc 2019; ehr 2022]. Example results of our method are shown in Figure 1.

Despite its importance, accurately predicting hairstyles remains an ongoing challenge. This is primarily due to the complex and intertwined factors associated with hairstyles, including hair density, thickness, curliness, length, growth direction, melanin composition, texture, and styling. Reflecting this complexity is the absence of a universally accepted description, whether linguistic or mathematical, that adequately captures the diversity of human hairstyles.

Existing hair prediction methods are split into two groups: hairstyle classification or attribute prediction; and direct parametric modeling of hair strands. Classification or attribute based systems have so

Table 1. Hair diversity support in existing work: While 3D hairstyle regression techniques are making rapid progress in extending their support to more complex hairstyles, support for coily hair, strands (such as braids and dreadlocks) and gathering (such as ponytails and buns) remains an open problem.

	Straight	Wavy	Curly	Coily	Braids/Dreadlocks	Ponytails/Gathered	Fairness Quantified
Hu et al. [2017]	✓	✓					
Silyarova et al. [2023a]	✓	✓					
Yang et al. [2019]	✓	✓					
Kuang et al. [2022]	✓	✓	✓				
Wu et al. [2022]	✓	✓	✓				
Zheng et al. [2023]	✓	✓	✓				
Kim et al. [2021]	✓	✓	✓				
Rosu et al. [2022]	✓	✓	✓			✓	
Zhou et al. [2023]	✓	✓	✓		✓		
Silyarova et al. [2023b]	✓	✓	✓		✓		
Shen et al. [2023]	✓	✓	✓		✓		
Chen et al. [2021]	✓	✓	✓		✓		
Yin et al. [2017]	✓	✓	✓		✓	✓	
Ours	✓	✓	✓	✓	✓	✓	✓

far been severely limited by available descriptions of hair. Hairstyle names are culturally specific [Corson 2001; Gittens et al. 2002; Sherrow 2006] and their attributes are often described using subjective, inconsistent and ambiguous terms [Lasisi 2021; Mettrie et al. 2007; Wu et al. 2023]. Poor categorization or description has therefore led to systems which do not support the full range of human hairstyles. Data has also been a significant limitation as few datasets are available and annotations are often of poor quality. Parametric approaches have also been limited by data, both lacking volume and diversity. More fundamentally, however, these methods often are simply not formulated to account for frizzy, coily or gathered styles where high-frequency variations in strand shapes are common.

We choose a classification approach to avoid the limitations inherent to current strand-based methods, and aim to address the shortcomings of prior work by improving both on the fair description and categorization of hair through a novel hairstyle taxonomy, and the quality of data by using synthetic training images. In so doing we prioritize fairness and robustness over accuracy and directness of representation. We acknowledge the scalability of direct, parametric approaches is desirable; however we believe our approach is an important step towards inclusive hairstyle prediction systems. Specifically, our contributions are as follows:

- A novel hairstyle taxonomy developed in collaboration with diverse domain experts and iteratively refined through pilot studies.
- Synthetic training and real evaluation datasets for hairstyle prediction annotated with our taxonomy, which we release to facilitate future work.
- A hairstyle prediction method from single images using taxonomic losses that generalizes well to real test data, despite being trained only on synthetic images.

The full taxonomy definition and dataset download instructions can be found on the project website at <https://aka.ms/haimony>.

2 RELATED WORK

Table 1 provides a summary of recent work in the space and its coverage of different hair types and features critical for inclusive hair description/prediction. The rest of this section gives an overview of these works and others, and how our method compares to them.

2.1 Description and Classification of Hairstyle

Objective description of hairstyle is a very challenging problem given the vast range of hair types and styles present across humans. Hair texture classification systems describe natural attributes of hair [Byrd 2023] and are primarily driven by the beauty industry. Walker [2018] assigns values 1-4 to hair with varying degrees of curliness. Mettrie et al. [2007] introduce 8 classes based on statistical analysis of physical measurements of hair strands from subjects of diverse ancestry. These systems describe only physical characteristics of hair strands, and not styling, so are useful but not sufficient for the task of hairstyle prediction.

There are two main methods for describing head hair *styling*: using attributes referring to a particular aspect of the style (e.g., bangs type, length, updo type) or using the name of an entire style (e.g., bob, Bantu knots, man bun) [Hu et al. 2017; Svanera et al. 2016; Yin et al. 2017]. Chen et al. [2021] used a large-scale dataset, CelebHair, to train a model for hairstyle prediction. Kim et al. [2021] introduced a Korean hairstyle dataset and validated its effectiveness via several applications, including hairstyle classification. Wu et al. [2023] proposed a logically consistent hair attribute prediction loss to impose consistency across attributes.

As observed by Wu et al. [2023], existing hairstyle datasets are limited in consistency and completeness of annotations. Specifically: (1) *inconsistency and ambiguity*, Kim et al. [2021] annotate hair length as either short, medium, long, male or female; (2) *subjectivity*, understanding the attributes requires a specific cultural background (“Rachel”, “bouffant”) and may be considered culturally inappropriate (“kinky”, “shag”); (3) *incompleteness*, datasets annotated with hairstyles (as opposed to attributes) are limited to specific parts of the population, e.g., Yin et al. [2017] focus on straight and curly styles, with only 4 out of 64 styles representing coily hair and Kim et al. [2021] focus on Korean hair.

We introduce a taxonomy to describe both hair *type* and *styling* that is designed to be both objective and inclusive, with no emphasis on any particular demographic. The aim of the taxonomy is to be complete enough to capture all human hairstyles with reasonable accuracy, and granular enough to distinguish between the majority of styles. We recognize that achieving a fully comprehensive taxonomy is challenging, so aim for simplicity and extensibility to accommodate additional hair attributes and future hairstyles as required. We choose to perform hairstyle classification, ensuring robust and fair results using our taxonomy to inform improvements to our hairstyle library and evaluate our trained models. We also predict taxonomy attributes as an auxiliary task to improve hairstyle prediction performance. We design the taxonomy to be logically consistent, so do not need to enforce consistency through loss functions [Wu et al. 2023].

2.2 Hairstyle Reconstruction

Other recent methods choose to *directly* represent hair strips or strands parametrically. Hu et al. [2017] proposed a polygonal strip representation and a deep neural networks (DNN) for semantic hair attribute classification. Yuksel et al. [2009] and Jung and Lee [2018] used hair meshes to generate individual hair strands for a wide range of realistic hairstyles. Zhou et al. [2018] introduced a collision

loss to generate full 3D hair geometry while Saito et al. [2018] used a volumetric parameterization to produce a compact latent space of 3D hairstyles. These methods work well for long straight and wavy hair (with texture captured using polygonal strips), but struggle with the high frequency components typical of frizzy and coily hair.

More recently, neural scalp textures have become popular for hair representation [Kuang et al. 2022; Rosu et al. 2022]. Zhou et al. [2023] combined neural scalp textures with a Fourier-space strand parameterization to better capture high frequency components of strand shape, enabling more accurate representation of frizzy hair, and Sklyarova et al. [2023b] combined neural scalp textures with a text embedding to generate 3D hairstyles, demonstrating some results for frizzy hair. Both works only model hair, however, and are unable to predict hairstyles from images. Sklyarova et al. [2023a] proposed a strand-level hair reconstruction by optimization with volumetric constraints and priors learned from synthetic data and Shen et al. [2023] leveraged computed tomography to create density volumes of the hair regions, though both methods require significantly more input data than a single image. Zheng et al. [2023] proposed a framework that maps an image to intermediate 2D strand and depth maps to inform 3D style reconstruction based on synthetic priors, though with no consideration of frizzy or coily hair.

While conceptually attractive, direct parametric representation of hair strands needs significant additional work before it can underpin an inclusive hair prediction system. Styles considered are almost exclusively long, straight or wavy with limited mention of coily and short hair, and most parametric formulations are simply incompatible with frizzy or coily hair. Even recent methods designed to tackle this issue specifically [Zhou et al. 2023] are unable to model very tightly coiled hair such as dreadlocks. As a result, we instead focus on a hairstyle classification approach as we *have* to be able to represent common styles including dreadlocks, buns and braids which current parametric models cannot. We recognize that any form of classification of human attributes carries the risk of introducing biases to methodology and results [Lasisi 2021]. However, we show that with attention to asset definition and diversification, our approach can effectively handle a wide range of hairstyles.

3 METHOD

We train a DNN to predict hairstyle classes given a single input image of a person. For training data we use synthetically rendered images with hairstyles sampled from a synthetic hairstyle library, the model predicts the hairstyle class present in the image, as well as associated taxonomy attributes as an auxiliary task. For evaluation we use real image data to get an indication of the generalization of the model, which is not possible when evaluating on synthetic data. This section describes the key technical components of our system: the hairstyle taxonomy, datasets, and prediction methodology.

3.1 Hairstyle Taxonomy

An accurate and fair system for predicting hairstyles requires a careful and systematic approach to data acquisition, labeling, model validation, and description of failure conditions. This requires a hairstyle characterization system with the following properties, which we aim to satisfy with our proposed taxonomy:

- *Completeness*. All human hairstyles are captured to some degree of accuracy.
- *Fairness*. Inaccuracy in the description of an actual hairstyle using the taxonomy is similar across all demographics.
- *Granularity*. The categories are granular enough to distinguish between the majority of hairstyles.
- *Simplicity of use*. Diverse users (researchers, groom artists, users of avatars etc.) can all understand the taxonomy.
- *Consistency*. A single hairstyle is described by a unique combination of attributes.
- *Objectivity*. The language refers to physical attributes rather than cultural references and is unambiguous.
- *Extensibility*. Allowing diverse communities to contribute to continuous taxonomy improvements.

Summary. Hair type is reasonably well described in literature [Byrd 2023; Mettrie et al. 2007; Walker 2018]. We adopt the four types of Walker [2018], though use named categories rather than numbered ones [Kim et al. 2022]. Type, however, is only a very small part of the information required to determine a *hairstyle*. The remainder of our taxonomy is devised to cover the variation in *styling* of human hair. An overview of existing taxonomies and datasets is provided in the supplementary material.

Our hairstyle taxonomy consists of 18 attributes. There are ten global attributes which are based on the whole hairstyle, for example the shape of the hairline or surface appearance of the hair. The scalp is divided into eight regions and each region is annotated with eight local attributes, such as length and strand styling. So in total each hairstyle has $A = 74$ taxonomic labels. A graphical representation of the full taxonomy is shown in Figure 2, and a detailed textual description is given in the supplementary material. While we hope that the taxonomy presented is sufficiently fair, objective and complete, we recognize that it is likely impossible for it to be *truly* complete. We therefore encourage future work to extend the taxonomy as required and publish any modifications.

Design Process. The taxonomy was designed in collaboration with domain experts including anthropologists to ensure objectivity in the terminology and categorization used. Scalp regions were adapted from those used by hair stylists and transplant specialists [Blume-Peytavi et al. 2008; Lee et al. 2007; Pascoe 2023]. The taxonomy was iteratively refined through a series of pilot studies involving an ethnically diverse set of around 30 labellers from varying technical backgrounds (scientists, artists and annotators). To ensure ease of use and logical consistency, refinements for each iteration of taxonomy itself and the instructions were informed by evaluations of consistency and confidence of annotations in the earlier stages, and automatic rule-based analysis in the later stages. This iterative refinement enabled an equitable taxonomy that achieves a good balance between simplicity and granularity.

3.2 Datasets

To train our method we use only synthetic data. This provides benefits such as elimination of privacy concerns commonly associated with human-centered research [Bae et al. 2023] and noise-free ground-truth annotation [Wood et al. 2021]. For our task specifically,

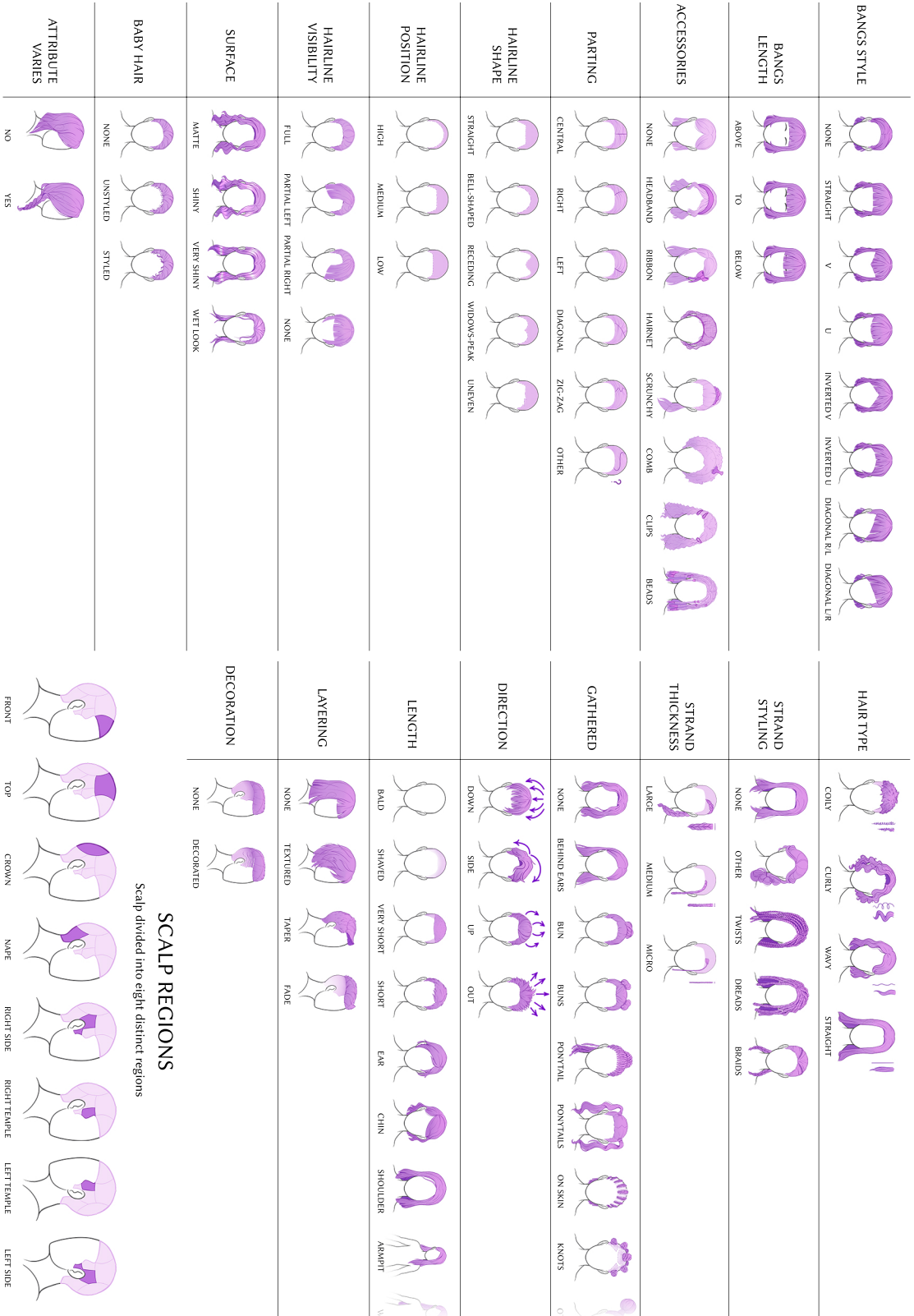


Fig. 2. Graphical overview of our proposed hair taxonomy consisting of global and regional attributes. Note that some values are not visualized for the 'Gathered' and 'Length' attributes.

it also significantly reduces annotation cost; annotation with the hairstyle taxonomy is relatively complex, but as we only need to annotate each *asset* and not each *image* the annotation cost scales with the asset library and not the dataset. We are also able to explicitly control the diversity of the dataset by adjusting the sampling strategy for hairstyles in the generated scenes using taxonomic labels. This allows us to reduce or eliminate bias through iterative refinement which is prohibitively expensive for most real-world data collections.

For evaluation we use a real-image dataset, this is critical to ensure generalization of our model to real-world data and highlights any issues of domain gap. Using real data for evaluation only means collection and annotation costs are significantly lower as a much smaller volume of data is required. We use taxonomic annotations for this real test set, which enables us to label real-image data with rich and accurate ground-truth. This would simply not be possible if labeling directly using hairstyles from our synthetic library, as would be typical for a classification task. For instance, for a given image, there may not be an appropriate style in our synthetic hairstyle library, resulting in approximate labels with a high degree of noise, introducing subjectivity and potential bias to the ground-truth annotations. Taxonomic labels also mean we can easily update our synthetic hairstyle library, and so the classification results, without invalidating the ground-truth annotations on real data. This lets us easily assess improvements to the library, or even evaluate totally different methods using the same metrics.

Both datasets are available to download from the project page: <https://aka.ms/hairmony>.

Synthetic Image Training Set. We annotate the synthetic hairstyle library of Wood et al. [2021] using our taxonomy, such that each style, s , has associated taxonomy attributes, $[a_1^s, a_2^s, \dots, a_A^s]$. We expand the library to address any common taxonomic combinations that were missing or under-represented. In total, the expanded library contains 480 distinct hairstyles, represented as 3D strands. We use the rendering pipeline of Wood et al. [2021] to render a dataset containing images of the face with our expanded hair library. The dataset contains 100,000 512×512 pixel images rendered under different lighting conditions with a different pose and facial expression and randomly sampled camera positions. Each synthetic image therefore has a hairstyle class annotation and the taxonomic annotations inherited from that hairstyle. Hairstyles are sampled non-uniformly to promote fairness across various taxonomic attributes, as detailed below. Some example training images are shown in Figure 3.

Real Image Evaluation Set. We annotate a subset of the FairFace dataset [Kärkkäinen and Joo 2019] balanced across demographics with our taxonomy. The subset was selected to include images with a frontal view of a single person and free of occlusions while maintaining a balance of fairness attributes, see the supplementary material for details. In total our evaluation set contains 1805 samples.

3.3 Hairstyle Sampling

Following addition of hairstyles to the library to fill any obvious gaps in attribute combinations, we still find that the library is imbalanced in terms of some taxonomic attributes. For a typical classification



Fig. 3. Example images from our synthetic training data showing a variety of hairstyles combined with random facial appearance, pose and environment.

problem it would be standard to uniformly sample the classes, i.e., the styles from our hairstyle library, but this would propagate any imbalances in the hairstyle library to the training dataset and result in potential bias in the resulting models.

We instead choose to balance our synthetic dataset by weighting the sampling of hairstyles in a non-uniform way. In so doing we promote fairness of the dataset along important, semantically meaningful attributes of hair, such as length and hair type. Our balanced hairstyle attribute distribution is: 50% with fringes; 75% with gathering (in the back, in cornrows, behind the ear for long hairstyle); Short/Medium/Long hair: 40%/30%/30%; Straight/Wavy/Curly/Coily: 50%/15%/15%/20% [Daniels et al. 2023]. The influence of the training set on different aspects of the trained model will be covered in Section 4.3.

3.4 Network Architecture

We use a convolutional neural network (CNN) trained entirely on synthetic data. The network is comprised of a frozen backbone that has been pre-trained through self-supervision on a large corpus of real images to provide general-purpose visual features, DINOv2 followed by a number of fully-connected layers optimized during training, visualized in Figure 4.

We find using a frozen, pre-trained backbone to be highly beneficial for the task of hairstyle prediction. Given the relatively small library of synthetic hairstyles, and limited visual quality of synthetic images it is very easy for neural networks to over-fit when trained exclusively on our synthetic data. High frequency details are also important to determine details of hair type and style, but the domain gap between real and synthetic images may hamper the ability of CNNs to learn these details when trained only on synthetic data. By using a model pre-trained on real images we minimize the ability of the network to over-fit, as we only optimize small fully connected layers, and ensure that we are extracting features that generalize to real images.

The primary task of our network is hairstyle prediction, formulated as classification task for hairstyles from our synthetic library. We also include an auxiliary task of hairstyle attribute prediction, outputting the taxonomic annotations associated with the hairstyle.

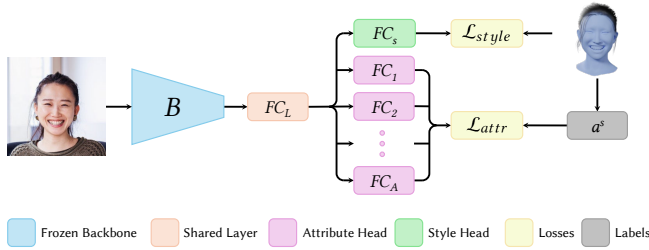


Fig. 4. Training and operating scheme of the proposed model. Given an input image, frozen backbone B produces intermediate features that are later used to produce intermediate representation via shared layer FC_L . Given the output of FC_L : (i) hairstyle prediction head FC_s predicts the final hairstyle and (ii) hairstyle attribute prediction heads FC_1, \dots, FC_A predict taxonomic hairstyle attributes.

Attributes are predicted by dedicated fully-connected heads which take shared features from a common fully-connected layer as input. This architecture ensures that features from this intermediate layer are informed by attributes that we know are important (hair type, length, etc.) as determined by the taxonomy, rather than features indirectly inferred from a complex classification task. The aim of this approach is to prevent ‘bad’ errors; that is to ensure that even if our method does not predict the perfect style, it at least predicts a style with matching attributes. A classification-only approach has no concept of this semantic similarity.

Given an input facial image x we first pass it through the DINOv2 [Oquab et al. 2023] backbone B and obtain the latent feature $f = B(x)$, defined as:

$$f \equiv \left[(E_{cls}^N, E_{ptc}^N), (E_{cls}^{N-1}, E_{ptc}^{N-1}), (E_{cls}^{N-2}, E_{ptc}^{N-2}), (E_{cls}^{N-3}, E_{ptc}^{N-3}) \right]$$

where E denotes output tokens of DINOv2, superscripts define the DINOv2 layer (N indexes the last layer), subscript cls denotes DINOv2 class tokens, subscript ptc denotes average pooled patch tokens. Both class and patch tokens (E_{cls}, E_{ptc}) are used, to ensure that our classifier has access to both high-level semantic and low-level appearance information. The features f from backbone B are further processed by one fully-connected layer, FC_L producing the intermediate representation $l = FC_L(f)$. Latent feature l is shared between final hairstyle prediction head, $\hat{s} = FC_s(l)$, and taxonomic attribute prediction heads, $\hat{a}_1^s = FC_1(l), \dots, \hat{a}_A^s = FC_A(l)$. Hairstyle prediction head FC_s and taxonomic attribute prediction heads, FC_1, \dots, FC_A , consist of one fully-connected layer networks. Taxonomic attribute prediction during training attempts to maximize the mutual information between predicted hairstyle \hat{s} and corresponding taxonomic attributes $[\hat{a}_1^s, \dots, \hat{a}_A^s]$.

3.5 Training Losses

Given an input selfie image, during training we optimize the model to predict the distribution over our library of hairstyles and associated taxonomic labels. Given intermediate feature $l = FC_L(B(x))$ for input image x we evaluate two losses.

Hairstyle Loss. We supervise the hairstyle prediction head FC_s by minimizing the cross-entropy loss between predicted distribution

of assets and one-hot encoding of the ground-truth hairstyle, s :

$$\mathcal{L}_{style}(l, s) = \mathcal{L}_{ce}(FC_s(l), s) \quad (1)$$

Attribute Loss. As mentioned in Figure 3.4, in addition to predicting synthetic hairstyles from our library, we also predict semantic hairstyle attributes, $[\hat{a}_1^s, \dots, \hat{a}_A^s]$, as defined by our taxonomy. Hence, we define an additional attribute related loss term \mathcal{L}_{attr} as follows:

$$\mathcal{L}_{attr}(l, s) = \sum_{t=1}^A \mathcal{L}_{ce}(FC_t(l), a_t^s) \quad (2)$$

During training we optimize the parameters of all fully connected layers to minimize the sum of \mathcal{L}_{style} and \mathcal{L}_{attr} , while DINOv2 backbone, B , remains frozen.

4 EXPERIMENTS

To evaluate our model we conduct a number of experiments assessing both accuracy *and* fairness. As we cannot compare to recent parametric approaches quantitatively without manual labeling of generated results with our taxonomy, we provide a qualitative comparison of our method with the state-of-the-art method for hairstyle reconstruction, shown in Figure 5. While our method does not enable direct strand-wise representation, it is far more robust for diverse input hairstyles. Existing methods show a strong bias to straight, long hair while our method is able to provide appropriate hairstyle predictions for short, frizzy, coily and gathered styles, as well as long, straight hair. Further qualitative results of our method are shown in Figure 1 and Figure 6, face shapes are reconstructed using method of Wood et al. [2022]. The remainder of this section describes the experimental setup, evaluation metrics and quantitative results.

4.1 Training Setup

The DINOv2 backbone is frozen, shared layer FC_L , hairstyle prediction layer FC_s , and taxonomic attribute prediction layers FC_a , $a \in [1, \dots, A]$ are jointly trained for 30 epochs on the synthetic training set containing 100K images. FC_L has input dimension 8192 and output dimension 4096 with ReLU activations and dropout. FC_s has input and output dimensions of 4096 and 480 respectively. Layers FC_a have input dimension 8192 and output dimensions matching the number of taxonomic attribute values for each attribute. We use the AdamW optimizer [Loshchilov and Hutter 2019] with initial learning rate of 3×10^{-4} decayed using a cosine annealing scheduler [Loshchilov and Hutter 2017]. Our models are trained on 4 NVIDIA A100 GPUs, with a batch size of 512. Executing a forward pass of our model for a single image on an NVIDIA A100 GPU requires 11 milliseconds.

4.2 Evaluation Metrics

We assess the quality of our trained model on a labeled subset of the FairFace dataset [Kärkkäinen and Joo 2019] described in Section 3.2. We compute both accuracy *and* fairness for a number of taxonomy attributes. We focus on the following set of attributes: bald, bang styling, hair gathered, hair length, hair type, and strand styling. Bald is a subset of the hair length attribute. This set of metrics was chosen based on correlation with protected demographic groups,




Fig. 5. Comparison of our method with recent parametric hair prediction approach HairStep [Zheng et al. 2023]. HairStep performs well for long straight hair (top row), but has a strong bias towards this hair style and type. This results in poor performance for short styles and coily or curly hair types, even if results appear to be of reasonable quality when viewed from the front. While our results provide less direct representation in some cases, they are significantly more robust across diverse hairstyles. HairStep results are manually aligned to reconstructed face meshes. *FairFace images* – CC BY 4.0.

and consequent significance for fairness. This is in-line with previous attribute and hairstyle classification work (Section 2.1) with addition of the hair gathered attribute, a common failure case in existing methods. Many attributes in our taxonomy include regional annotations so reporting individually in a concise manner is challenging, we therefore collate labels from all scalp regions. These taxonomy-based accuracy metrics serve as a *perceptual* measure of hairstyle similarity which are agnostic to the exact hair classes being predicted, providing a good indication of acceptability of the predicted style to a user. To calculate fairness for three most common demographics categories (gender, age, ancestry), we first calculate attribute accuracy across each group within a category (e.g. female/male for gender). Then we calculate attribute fairness as mean accuracy across different demographics groups divided by the maximum accuracy of any individual group and we represent it as percentage. This provides metric that converges to 100% as disparity between groups becomes smaller.

4.3 Experimental Results

Baselines. Table 6 reports classification accuracy for different hairstyle attributes and mean fairness over different models. Prior work performing hairstyle classification or attribute prediction often follows conventional machine learning methods, varying in specifics based on the data formats used [Chen et al. 2021; Hu et al. 2017; Kim et al. 2021; Svanera et al. 2016; Yin et al. 2017]. To approximate these we choose a ResNet34 [He et al. 2016a] baseline trained using \mathcal{L}_{style} , i.e., conventional cross-entropy loss (Row 1). In rows 2-4, we report results of our DINOv2-based models. All models were trained to classify hairstyles into the 480 hairstyles from our catalog. An extended version of Table 6 with additional results for ResNet50 and ResNet101 models can be found in supplementary material.

Effect of the DINOv2 backbone on accuracy. To assess over-fitting we use an additional synthetic test dataset of 10000 images. The ResNet34 baseline model achieves 97.7% training accuracy and 93.7% accuracy on the additional synthetic test set, suggesting that the model has over-fit to the synthetic training images.

For comparison, the DINOv2-based model achieves a training accuracy of 74.8% and 78.0% accuracy on the additional synthetic test set. As shown in rows 1-2 of the Table 6, the DINOv2-based model significantly outperforms the baseline model on the real-image test set. This demonstrates that by preventing over-fitting to the synthetic data, the model is better able to generalize to real images.

Effect of auxiliary hairstyle attribute prediction. We investigate the influence of auxiliary hairstyle prediction loss term, \mathcal{L}_{attr} , defined in Equation 2. In the third row of Table 6 we report the results of the model trained to minimize the \mathcal{L}_{style} and \mathcal{L}_{attr} losses simultaneously. One can observe that hairstyle attribute prediction overall improves the accuracy for most metrics.

Controlling fairness through training data statistics. We investigate how the distribution of different hairstyle attributes in training data influences the fairness of the trained model. Table 6 shows the impact on accuracy of training with the balanced dataset compared with a dataset using uniform sampling (bottom two rows). Balancing the dataset results in a small degradation in accuracy, however, as shown in Figure 7, results in a significant improvement in fairness across the majority of groups and attributes, while retaining similar accuracy. In particular we observe a significant fairness improvement for the hair gathered attribute across gender from 85.3% to 91.7%, a particularly challenging attribute due to visual ambiguity between gathered and short hairstyles in frontal images. A table with fairness results for different models can be found in the supplementary material.



Fig. 6. Qualitative results for our method on the FairFace [Kärkkäinen and Joo 2019] evaluation subset. Bottom row shows failure cases, specifically: missed hair, incorrect hair type/strand styling, incorrect gathering, incorrect length, hairstyle not in library. *FairFace images – CC BY 4.0.*

Table 2. Results of our ablation experiments. We report hairstyle attribute classification accuracy for (i) Baseline ResNet34 [He et al. 2016b] architecture trained with \mathcal{L}_{style} loss in row 1; (ii) Model with frozen DINOv2 [Oquab et al. 2023] backbone trained with \mathcal{L}_{style} in row 2; (iii) Model with frozen DINOv2 backbone trained with \mathcal{L}_{style} , and \mathcal{L}_{attr} losses in row 3; (iv) Our final model with frozen DINOv2 backbone trained with \mathcal{L}_{style} , and \mathcal{L}_{attr} losses on attribute balanced training set.

Method	Bald	Bang Styling	Gathered	Length	Hair Type	Strands	Mean Accuracy	Mean Fairness
Resnet34 + \mathcal{L}_{style}	95.6%	84.3%	77.1%	63.7%	81.8%	95.2%	83.0%	92.9%
Ours + \mathcal{L}_{style}	96.8%	83.0%	86.2%	69.6%	90.9%	98.5%	87.5%	91.9%
Ours + \mathcal{L}_{style} + \mathcal{L}_{attr}	96.9%	84.4%	87.1%	70.6%	90.1%	98.7%	88.0%	91.7%
Ours + \mathcal{L}_{style} + \mathcal{L}_{attr} Balanced	98.0%	83.8%	85.4%	69.8%	90.2%	98.5%	87.6%	92.5%

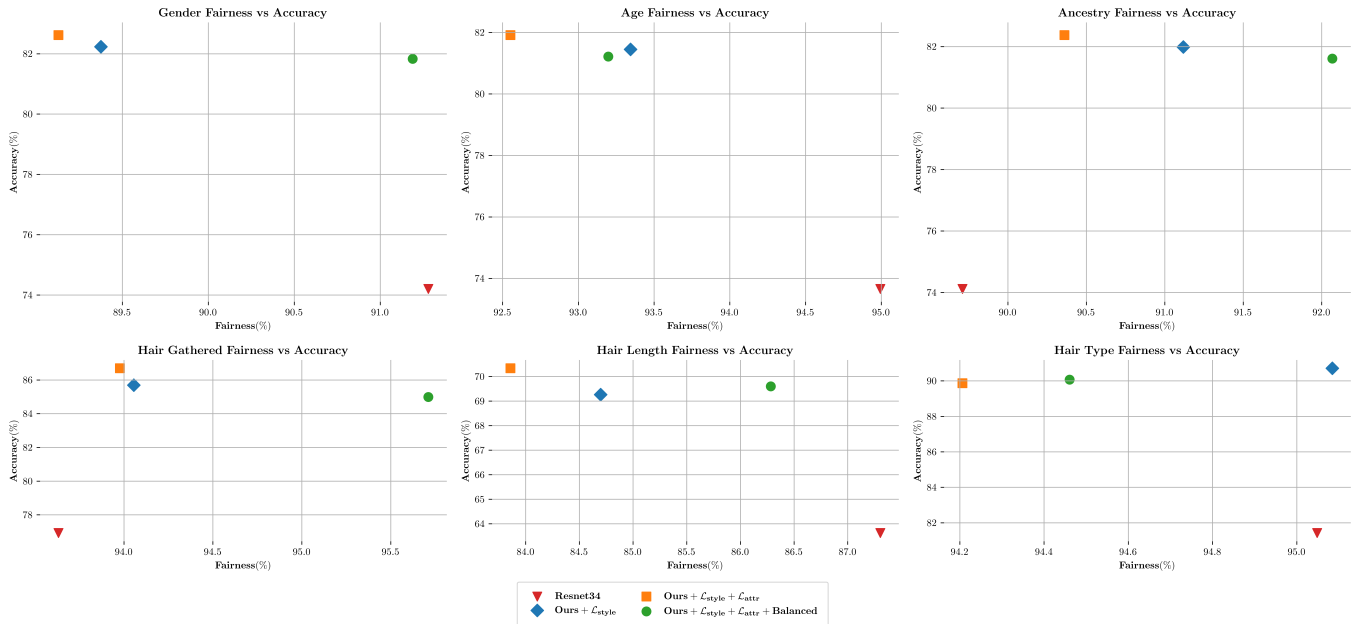


Fig. 7. Visualization of algorithmic fairness versus hairstyle attribute prediction accuracy for our our final model and baseline models. Models achieving high accuracy and fairness simultaneously (our target) should appear in the top right corner of the plot. The first row contains results for gender, age, and ancestry groups averaged across different attributes. The second row contains results for hair gathered, hair length, and hair type metrics averaged over different demographic groups (gender, age, and ancestry). In most cases our final model, shown in green, achieves the best combination of fairness and accuracy.

5 LIMITATIONS AND FUTURE WORK

Example failure cases are shown in the bottom row of Figure 6. We observe that in very dark or bright illumination conditions our model confuses curly hair with other hair types, which reduces fairness and accuracy for certain ancestry groups dominated by curly hair. Sometimes our model confuses long, gathered hair with short and medium-length, non-gathered hair due to the absence of visual cues in the image. These issues can be partially addressed via further resampling training data and incorporating training samples that better cover the aforementioned scenarios. Attributes such as hair gathering, however, are challenging due to the lack of visual information for the back of the head. Multiple input images could provide a solution to this problem. In the long term, parametric modeling of hairstyles is likely necessary and should remain an active area of research. To enable inclusive products in the meantime, classification approaches are likely to lead to better outcomes for a broader range of users.

Our taxonomy was designed with attention to equitable language and a large gamut of hairstyles. However, given the constantly evolving nature of language and hairstyles, as well as the potential for different applications of the taxonomy, we recognize that refinements will be necessary. For instance, beauty applications may require more detailed descriptions of curliness and physical attributes of hair. Moreover, it is crucial to acknowledge that any classification of human attributes carries the risk of unethical applications and biases [Dodik et al. 2022; Lasisi 2021]. To foster diverse input and mitigate potential harm, we share the taxonomy as an open-source asset.

6 CONCLUSION

In this work we have introduced a novel hairstyle taxonomy developed in collaboration with diverse domain experts. The taxonomy enables objective and granular description of a wide variety of hairstyles and provides scope for extension to ensure fairness

and, as far as is possible, completeness. We use this taxonomy to generate a balanced synthetic dataset with hairstyle annotations which we use to train a hairstyle classification model. To improve generalization of this model to real image data we use a frozen CNN backbone pre-trained on real image data, and taxonomy attribute prediction as an auxiliary task with shared feature extraction layers. We evaluate our model on a real-image test set using metrics derived from semantically meaningful taxonomy attributes to ensure both high accuracy *and* fairness of our model. We show that our method outperforms baseline methods and demonstrate it to be significantly fairer and more robust when compared qualitatively with the state-of-the-art parametric hairstyle reconstruction approach.

A EXISTING TAXONOMIES AND DATASETS

Table 3 provides an overview of existing taxonomy for hair type, note that these do not cover hair *styling*. Table 4 gives a summary of existing datasets for hairstyle prediction and their annotation schemes. These are often limited in terms of diversity of style, and richness of annotation.

Table 3. Popular hair typing systems.

System name	Attributes
Walker [2018]	Curl Pattern: [1(A-C)-STRAIGHT, 2(A-C)-WAVY, 3(A-C)-CURLY, 4(A-C)-KINKY]
Mettrie et al. [2007]	Curve Diameter: [cm] Curl Index: [1] Number of waves: [1] Number of twists: [1]
LOIS [Byrd 2023]	Curl Pattern: [L-BEND, O-CURL, I-STRAIGHT, S-WAVE] Strand size: [THIN, MEDIUM, THICK] Texture: [THREADY, WIRY, COTTONY, SPONGY, SILKY]
FIA [Byrd 2023]	Follicle (Curl Pattern): [1-STRAIGHT, 2-WAVY, 3-CURLY, 4-REALLY CURLY] Individual Strand Thickness: [FINE, MEDIUM, COARSE] All-Over Density: [THIN, NORMAL, THICK]

Table 4. Hairstyle datasets: Name, Number of hairstyles (if any), Discrete parameters (if any) excluding N/A, Other relevant annotations, Number of images if applicable and number of subjects in the dataset, if provided.

Dataset	# Styles	Discrete parameters	Other relevant	# Images
FACET Gustafson et al. [2023]	-	6 × binary shape attr (2) 6 × binary color attr (2) 6 × accessory attr (6)	Hair masks	31,702
K-Hairstyle Kim et al. [2021]	31	basestyle (31), length (5), basestyle_type (2), curl (9), bang (6), loss (4), side (2), color (9), exceptional (7)	-	500,000
Figaro1k Svanera et al. [2016]	-	TYPE (7)	-	1,050
Beauty e-xpert, Liu et al. [2013]	-	length (3), shape (3), volume (2), color (20), bangs (4)	-	1,505
Hairstyle30K Yin et al. [2017]	64	-	-	30,000
CelebHair Chen et al. [2021]	10	-	-	200,000
CelebAMask-HQ Lee et al. [2020]	-	-	Hair masks	30,000
FairFace hair annotations (ours)	-	10 global attributes 8 × 8 regional attributes	-	1805
Synthetic hair images (ours)	480	10 global attributes 8 × 8 regional attributes	Hairstyle name	100,000

B DATASET DETAILS

Table 5 provides details of the statistics of the subset of the Fair-Face [Kärkkäinen and Joo 2019] dataset we annotate with our taxonomy and use for evaluation.

C ADDITIONAL RESULTS

Additional results of attribute prediction accuracy and fairness for different baselines and our models are reported in Table 6, and Table 7 respectively.

D TAXONOMY DESCRIPTION

Here we present a complete textual description of the proposed hairstyle taxonomy.

D.1 Scalp Regions

We divide the head into 8 commonly understood regions to enable the granular labeling of attributes.

- Front
- Top
- Crown
- Nape
- Right Side
- Right Temple
- Left Side
- Left Temple

D.2 Global Attributes

Attributes that apply to the whole style.

D.2.1 Bangs Style. Bangs style indicates the shape of the bangs/fringe, or than none exists (i.e. the hair is gathered away from the forehead).

- None
- Straight
- V-shaped
- U-shaped
- Inverted V-shaped
- Inverted U-shaped
- Diagonal top right to bottom left
- Diagonal top left to bottom right
- Other

D.2.2 Bangs Length. This is an alternative measure of length defining hair length relative to the brows used when bangs are present.

- Above eyebrows (<10cm)
- To eyebrows (10cm)
- Below eyebrows (>10cm)

D.2.3 Hair Accessories. This captures the presence of accessories in the hair style

- None
- Headband
- Ribbons
- Hairnet
- Comb(s)
- Clip(s)
- Bead(s)

Table 5. Attribute counts on the labelled subset of FairFace [Kärkkäinen and Joo 2019], real images used for evaluations.

Groups Subjects	Age							Gender		Ancestry						
	10-19	20-29	30-39	40-49	50-59	60-69	70+	Female	Male	Black	East Asian	Indian	Latino	Middle Eastern	Southeast Asian	White
	197	313	290	348	304	167	180	930	869	227	261	279	272	260	265	235

Table 6. Results of our ablation experiments. We report hairstyle attribute classification accuracy for **(i)** ResNet baseline [He et al. 2016b] architectures trained with \mathcal{L}_{style} loss in rows 1-3; **(ii)** Model with frozen DINOv2 [Oquab et al. 2023] backbone trained with \mathcal{L}_{style} in row 4; **(iii)** Model with frozen DINOv2 backbone trained with \mathcal{L}_{style} , and \mathcal{L}_{attr} losses in row 5; **(iv)** Our final model with frozen DINOv2 backbone trained with \mathcal{L}_{style} , and \mathcal{L}_{attr} losses on attribute balanced training set.

Method	Bald	Fringe	Gathered	Length	Hair Type	Strands	Mean
Resnet50 + \mathcal{L}_{style}	95.6%	83.4%	75.0%	63.0%	82.5%	95.8%	82.6%
Resnet34 + \mathcal{L}_{style}	95.6%	84.3%	77.1%	63.7%	81.8%	95.2%	83.0%
Resnet101 + \mathcal{L}_{style}	95.7%	83.6%	75.5%	63.7%	83.1%	96.0%	82.9%
Ours + \mathcal{L}_{style}	96.8%	83.0%	86.2%	69.6%	90.9%	98.5%	87.5%
Ours + \mathcal{L}_{style} + \mathcal{L}_{attr}	96.9%	84.4%	87.1%	70.6%	90.1%	98.7%	88.0%
Ours + \mathcal{L}_{style} + \mathcal{L}_{attr} , Balanced	98.0%	83.8%	85.4%	69.8%	90.2%	98.5%	87.6%

D.2.4 Parting Location. Location on the head where the hair parts/changes direction causing a visible valley.

- Central
- Right side
- Left side
- Diagonal
- Zigzag
- Other
- None

D.2.5 Hairline Shape. Shape of the hairline, shape of the boundary line between the forehead and hair roots. We have listed the common lines and categories to handle other hairlines.

- Straight
- Bell-shaped
- Receding/M-shaped
- Widow’s peak
- Uneven/other
- I don’t know

D.2.6 Hairline Position. The position of the hairline relative to the forehead.

- High
- Medium
- Low
- I don’t know

D.2.7 Hairline Visibility. This captures how much of the hairline was visible when specifying the hairline type and position.

- Full
- Partially visible (left)
- Partially visible (right)
- Not visible

D.2.8 Surface Appearance. This describes the hair look (sheen, wetness/oil).

- Matte

- Shiny
- Very shiny (oiled)
- Wet look

D.2.9 Baby Hair. This is hair around the forehead/hairline, particularly prominent in some curly hair styles.

- No baby hair
- Unstyled
- Styled
- I don’t know

D.2.10 Hair Attribute Varies. This indicates at least one hair attribute changes throughout hair length for a segment - a useful flag to indicate our taxonomy is not able to capture this hair style well.

- No
- Yes

D.3 Regional Attributes

Attributes that can be specified at scalp region granularity.

D.3.1 Hair type. We adopt the Walker [Walker 2018] system though use names rather than numbers to avoid a sorting bias [Kim et al. 2022].

- Coily (Walker [2018] Type IV, kinky, afro-texture)
- Curly (Walker [2018] Type III)
- Wavy (Walker [2018] Type II)
- Straight (Walker [2018] Type I)

D.3.2 Strand Styling. Strand styling describes how individual hair strands are combined, if at all.

- None
- Other
- Twists/Ringlets
- Dreadlocks
- Braids

D.3.3 Strand Thickness. This attribute specifies the thickness of styled strands, when strand styling is not none.

- Large (>2cm)
- Medium (1-2cm)
- Micro (<1cm)

D.3.4 Hair Gathered. Hair gathered indicates a hair gathering is present at the region specified, all other regions should be not gathered - even if strands are flowing into a gathering. For example, a subject with a pony tail only might have all regions marked "not gathered" except for the crown which might be "pony tail single". Values containing "multiple" indicates there are multiple gatherings for this region, not that there are multiple gatherings globally.

- None, not gathered
- Tucked behind the ear

Table 7. Results of our ablation experiments. We report fairness for different attributes across different genders, age groups and ancestries for **(i)** Baseline architectures trained with \mathcal{L}_{style} loss in rows 1-3; **(ii)** Model with frozen DINOv2 backbone trained with \mathcal{L}_{style} loss in row 4; **(iii)** Model with frozen DINOv2 backbone trained with \mathcal{L}_{style} and \mathcal{L}_{attr} losses in row 5; **(iv)** Our final model with frozen DINOv2 backbone trained with \mathcal{L}_{style} , and \mathcal{L}_{attr} losses on attribute balanced training set.

Method	Fringe fairness				Gathered fairness				Length fairness				Hair Type fairness				Total Mean
	Age	Gender	Ancestry	Mean	Age	Gender	Ancestry	Mean	Age	Gender	Ancestry	Mean	Age	Gender	Ancestry	Mean	
Resnet50 + \mathcal{L}_{style}	96.88%	99.05%	87.16%	94%	94.14%	94.15%	93.6%	94%	87.26%	86.53%	89.25%	88%	95.7%	97.0%	94.1%	96%	92.9%
Resnet34 + \mathcal{L}_{style}	98.85%	100.0%	88.5%	96%	94.98%	92.99%	92.93%	94%	93.13%	83.01%	85.77%	87%	96.87%	97.84%	90.43%	95%	92.9%
Resnet101 + \mathcal{L}_{style}	96.54%	98.76%	87.77%	94%	95.54%	93.54%	90.7%	93%	92.49%	83.94%	91.99%	89%	95.7%	95.84%	91.98%	95%	92.9%
Ours + \mathcal{L}_{style}	96.5%	98.4%	86.62%	94%	93.33%	92.52%	96.32%	94%	89.09%	79.48%	85.52%	85%	97.61%	96.13%	91.51%	95%	91.9%
Ours + \mathcal{L}_{style} + \mathcal{L}_{attr}	97.74%	98.66%	87.64%	95%	93.88%	92.39%	95.66%	94%	88.2%	79.41%	83.96%	84%	95.58%	95.59%	91.46%	94%	91.7%
Ours + \mathcal{L}_{style} + \mathcal{L}_{attr} Balanced	95.35%	98.24%	87.43%	94%	94.9%	95.46%	96.77%	96%	90.03%	82.2%	86.62%	86%	94.67%	95.9%	92.81%	94%	92.5%

- Bun, single
- Bun, multiple
- Pony tail, single
- Pony tail, multiple
- Attached to the skin (cornrows, French plaits)
- Knot, single
- Knot, multiple
- Gathered, other, not listed
- Gathered, gathering style not visible

D.3.5 Hair Direction. Hair direction indicates the direction strands are pointing for a region relative to the direction of the subjects' face.

- Brushed/flowing down
- Brushed/swept to the side
- Brushed/gathered up
- Pointing out

D.3.6 Hair Length. Hair length applies to all regions except front in presence of bangs, where bangs length should be used instead. Shorter lengths are measured in centimeters, longer lengths are measured relative to features of the person for labeling practically. Common clipper guard sizes are listed.

- No hair/Bald (clipper 0)
- Shaved, roots visible (clipper 0.5)
- Very short (<1cm, clipper 1-3)
- Short (1-5cm, clipper 4-10)
- Ear length
- Chin length
- Shoulder length
- Armpit length
- Mid-back length
- Waist length or longer
- Hair not visible

D.3.7 Layering. Layering captures how hair length varies within a region, often a distinctive attribute for hair styles - affecting how hair appears and sits.

- None/Single length
- Textured/Layered
- Taper
- Fade

D.3.8 Decorative patterns. Indicates the presence of patterns cut into the hair. These can be co-located with other features, for example, a line of no hair cut out along the parting.

- None
- Decorated

REFERENCES

2019. CROWN. <https://www.thecrownact.com/> [Accessed: 2024-01-24].
2019. NYCHRL. <https://www.nyc.gov/site/cchr/law/hair-discrimination-legal-guidance.page> [Accessed: 2024-01-24].
2022. EHRC. <https://www.equalityhumanrights.com/guidance/public-sector-equality-duty/preventing-hair-discrimination-schools> [Accessed: 2024-01-24].
- Gwangbin Bae, Martin de La Gorce, Tadas Baltrušaitis, Charlie Hewitt, Dong Chen, Julien Valentin, Roberto Cipolla, and Jingjing Shen. 2023. Digiface-1m: 1 million digital face images for face recognition. In *WACV*. 3526–3535.
- Ulrike Blume-Peytavi, Antonella Tosti, D Whiting, and Ralph Trüeb. 2008. *Hair Growth and Disorders*.
- Keneth Byrd. 2023. Hair Typing Systems. <https://www.curlcentric.com/hair-typing-system/> [Accessed: 2023-12-20].
- Yutao Chen, Yuxuan Zhang, Zhongrui Huang, Zhenyao Luo, and Jinpeng Chen. 2021. Celebhair: A new large-scale dataset for hairstyle recommendation based on celeba. In *International Conference on Knowledge Science, Engineering and Management*. Springer, 323–336.
- R. Corson. 2001. *Fashions in Hair: The First Five Thousand Years*. P. Owen. <https://books.google.co.uk/books?id=g90SAQAAlAAJ>
- Gabriela Daniels, Ashiana Fraser, and Gillian E Westgate. 2023. How different is human hair? A critical appraisal of the reported differences in global hair fibre characteristics and properties towards defining a more relevant framework for hair type classification. *International Journal of Cosmetic Science* 45, 1 (2023), 50–61.
- Ana Dodik, Silvia Sellán, Theodore Kim, and Amanda Phillips. 2022. Sex and Gender in the Computer Graphics Research Literature. In *ACM SIGGRAPH 2022 Talks*. ACM, Article 48, 2 pages.
- S. Gittens, C. Grazette, P. Livingston, and K. Morrison-Brisco. 2002. *African-Caribbean Hairdressing*.
- Laura Gustafson, Chloe Rolland, Nikhila Ravi, Quentin Duval, Aaron Adcock, Cheng-Yang Fu, Melissa Hall, and Candace Ross. 2023. FACET: Fairness in Computer Vision Evaluation Benchmark. In *ICCV*. 20370–20382.
- Kaiming He, Xiangyu Zhang, Shaoqing Ren, and Jian Sun. 2016a. Deep residual learning for image recognition. In *CVPR*. 770–778.
- Kaiming He, Xiangyu Zhang, Shaoqing Ren, and Jian Sun. 2016b. Deep Residual Learning for Image Recognition. In *CVPR*.
- Liwen Hu, Shunsuke Saito, Lingyu Wei, Koki Nagano, Jaewoo Seo, Jens Fursund, Iman Sadeghi, Carrie Sun, Yen-Chun Chen, and Hao Li. 2017. Avatar digitization from a single image for real-time rendering. *ToG* 36, 6 (2017), 1–14.
- Seunghwan Jung and Sung-Hee Lee. 2018. Hair Modeling and Simulation by Style. *Computer Graphics Forum* (2018).
- Kimmo Kärkkäinen and Jungseock Joo. 2019. Fairface: Face attribute dataset for balanced race, gender, and age. *arXiv preprint arXiv:1908.04913* (2019).
- Taewoo Kim, Chaeyeon Chung, Sunghyun Park, Gyojung Gu, Keonmin Nam, Wonzo Choe, Jaesung Lee, and Jaegul Choo. 2021. K-hairstyle: A large-scale korean hairstyle dataset for virtual hair editing and hairstyle classification. In *ICIP*. IEEE, 1299–1303.
- Theodore Kim, Holly Rushmeier, Julie Dorsey, Derek Nowrouzezahrai, Raqi Syed, Wojciech Jarosz, and AM Darke. 2022. Countering racial bias in computer graphics research. In *SIGGRAPH*. 1–2.
- Zhiyi Kuang, Yiyang Chen, Hongbo Fu, Kun Zhou, and Youyi Zheng. 2022. DeepMVSHair: Deep Hair Modeling from Sparse Views. In *SIGGRAPH Asia 2022 Conference Papers*. ACM, New York, NY, USA, Article 10, 8 pages.

- Tina Lasisi. 2021. The constraints of racialization: How classification and valuation hinder scientific research on human variation. *Am J Phys Anthropol* 175, 2 (2021), 376–386.
- Cheng-Han Lee, Ziwei Liu, Lingyun Wu, and Ping Luo. 2020. MaskGAN: Towards Diverse and Interactive Facial Image Manipulation. In *CVPR*.
- Won-Soo Lee, Byung In Ro, Seung Phil Hong, Hana Bak, Woo-Young Sim, Jang Kyu Park, Chull-Wan Ihm, Hee Chul Eun, Oh Sang Kwon, Gwang Seong Choi, et al. 2007. A new classification of pattern hair loss that is universal for men and women: basic and specific (BASP) classification. *Journal of the American Academy of Dermatology* 57, 1 (2007), 37–46.
- Luoqi Liu, Hui Xu, Si Liu, Junliang Xing, Xi Zhou, and Shuicheng Yan. 2013. Wow! you are so beautiful today! *ACM Transactions on Multimedia Computing, Communications and Applications* 11, 437–438.
- Ilya Loshchilov and Frank Hutter. 2017. SGDR: Stochastic Gradient Descent with Warm Restarts. In *ICLR*.
- Ilya Loshchilov and Frank Hutter. 2019. Decoupled Weight Decay Regularization. In *ICLR*.
- Roland Mettrie, Didier Saint-Léger, Geneviève Loussouarn, Annelise Garcel, Crystal Porter, and Andre Langaney. 2007. Shape Variability and Classification of Human Hair: A Worldwide Approach. *Human biology* 79 (07 2007), 265–81.
- Maxime Oquab, Timothée Darcet, Theo Moutakanni, Huy V. Vo, Marc Szafraniec, Vasil Khalidov, Pierre Fernandez, Daniel Haziza, Francisco Massa, Alaaeldin El-Nouby, Russell Howes, Po-Yao Huang, Hu Xu, Vasu Sharma, Shang-Wen Li, Wojciech Galuba, Mike Rabbat, Mido Assran, Nicolas Ballas, Gabriel Synnaeve, Ishan Misra, Herve Jegou, Julien Mairal, Patrick Labatut, Armand Joulin, and Piotr Bojanowski. 2023. DINOv2: Learning Robust Visual Features without Supervision. *arXiv:2304.07193* (2023).
- Michael Pascoe. 2023. *Kenhub Atlas of Human Anatomy*.
- Radu Alexandru Rosu, Shunsuke Saito, Ziyang Wang, Chenglei Wu, Sven Behnke, and Giljoon Nam. 2022. Neural strands: Learning hair geometry and appearance from multi-view images. In *ECCV*. Springer, 73–89.
- Shunsuke Saito, Liwen Hu, Chongyang Ma, Hikaru Ibayashi, Linjie Luo, and Hao Li. 2018. 3D hair synthesis using volumetric variational autoencoders. *ToG* 37, 6 (2018), 1–12.
- Yuefan Shen, Shunsuke Saito, Ziyang Wang, Olivier Maury, Chenglei Wu, Jessica Hodgins, Youyi Zheng, and Giljoon Nam. 2023. CT2Hair: High-Fidelity 3D Hair Modeling using Computed Tomography. *ACM ToG* 42, 4, Article 75 (2023), 13 pages.
- Victoria Sherrow. 2006. *Encyclopedia of hair: a cultural history*. Greenwood Publishing Group, 21–23 pages.
- Vanessa Sklyarova, Jenya Chelisev, Andreea Dogaru, Igor Medvedev, Victor Lempitsky, and Egor Zakharov. 2023a. Neural Haircut: Prior-Guided Strand-Based Hair Reconstruction. In *ICCV*. 19762–19773.
- Vanessa Sklyarova, Egor Zakharov, Otmar Hilliges, Michael J Black, and Justus Thies. 2023b. HAAR: Text-Conditioned Generative Model of 3D Strand-based Human Hairstyles. *ArXiv* (Dec 2023).
- Michele Svanera, Umar Riaz Muhammad, Riccardo Leonardi, and Sergio Benini. 2016. Figaro, hair detection and segmentation in the wild. In *ICIP*. IEEE, 933–937.
- Andre Walker. 2018. Andre Walker Hair Typing System. <https://web.archive.org/web/20180425101616/https://www.andrewalkerhair.com/whats-my-hair-type/> [Accessed: 2023-12-20].
- Erroll Wood, Tadas Baltrušaitis, Charlie Hewitt, Sebastian Dziadzio, Thomas J Cashman, and Jamie Shotton. 2021. Fake it till you make it: face analysis in the wild using synthetic data alone. In *ICCV*. 3681–3691.
- Erroll Wood, Tadas Baltrušaitis, Charlie Hewitt, Matthew Johnson, Jingjing Shen, Nikola Milosavljević, Daniel Wilde, Stephan Garbin, Toby Sharp, Ivan Stojiljković, et al. 2022. 3d face reconstruction with dense landmarks. In *ECCV*. 160–177.
- Haiyu Wu, Grace Bezold, Aman Bhatta, and Kevin W Bowyer. 2023. Logical consistency and greater descriptive power for facial hair attribute learning. In *CVPR*. 8588–8597.
- Keyu Wu, Yifan Ye, Lingchen Yang, Hongbo Fu, Kun Zhou, and Youyi Zheng. 2022. NeuralHDHair: Automatic High-Fidelity Hair Modeling From a Single Image Using Implicit Neural Representations. In *CVPR*. 1526–1535.
- Lingchen Yang, Zefeng Shi, Youyi Zheng, and Kun Zhou. 2019. Dynamic Hair Modeling from Monocular Videos Using Deep Neural Networks. *ACM ToG* 38, 6, Article 235 (nov 2019), 12 pages.
- Weidong Yin, Yanwei Fu, Yiqing Ma, Yu-Gang Jiang, Tao Xiang, and Xiangyang Xue. 2017. Learning to generate and edit hairstyles. In *Proceedings of the 25th ACM international conference on Multimedia*. 1627–1635.
- Cem Yuksel, Scott Schaefer, and John Keyser. 2009. Hair Meshes. *SIGGRAPH Asia* 28, 5, Article 166 (2009), 7 pages.
- Yujian Zheng, Zirong Jin, Moran Li, Haibin Huang, Chongyang Ma, Shuguang Cui, and Xiaoguang Han. 2023. HairStep: Transfer Synthetic to Real Using Strand and Depth Maps for Single-View 3D Hair Modeling. In *CVPR*. 12726–12735.
- Yuxiao Zhou, Menglei Chai, Alessandro Pepe, Markus Gross, and Thabo Beeler. 2023. GroomGen: A High-Quality Generative Hair Model Using Hierarchical Latent Representations. *ACM ToG* 42, 6 (2023), 1–16.
- Yi Zhou, Liwen Hu, Jun Xing, Weikai Chen, Han-Wei Kung, Xin Tong, and Hao Li. 2018. Hairnet: Single-view hair reconstruction using convolutional neural networks. In *ECCV*. 235–251.