

Revisiting Benchmark and Assessment: An Agent-based Exploratory Dynamic Evaluation Framework for LLMs

Wanying Wang^{1,*}, Zeyu Ma^{2,1,*}, Pengfei Liu^{3,†}, Mingang Chen^{1,†}

¹ Shanghai Key Laboratory of Computer Software Testing and Evaluating,
Shanghai Development Center of Computer Software Technology

² Shanghai Normal University

³ Shanghai Jiao Tong University

{wangwy, mzy, cmg}@sscenter.sh.cn pengfei@sjtu.edu.cn

Abstract

While various vertical domain large language models (LLMs) have been developed, automatically evaluating their performance across different domains remains a critical challenge. Current benchmark-based methods often rely on static and costly datasets, are misaligned with practical user needs, and lack flexibility across domains. To address these limitations, we revisit the evaluation process and introduce two key concepts: **Benchmark+**, which extends the traditional question-answer benchmark into a more flexible “strategy-criterion” format; and **Assessment+**, which enhances the interaction process, enabling deeper exploration and supporting analysis from broader perspectives. We propose **TESTAGENT**, an agent-based evaluation framework that implements these concepts using retrieval-augmented generation and reinforcement learning. TESTAGENT enables automatic dynamic benchmark generation and in-depth assessment across diverse vertical domain scenarios. Experiments on tasks ranging from constructing multiple vertical domain evaluations to converting static benchmarks into dynamic forms demonstrate the effectiveness of TESTAGENT. This work offers an interesting perspective on automatic evaluation for LLMs and highlights a pathway for dynamic and domain-adaptive assessments.

1 Introduction

Large language models (LLMs) [Brown *et al.*, 2020; Bubeck *et al.*, 2023] have demonstrated remarkable capabilities across a wide range of tasks, reshaping various industries and leading to the development of numerous domain-specific LLMs and applications [Bommasani *et al.*, 2021; Huang *et al.*, 2024]. Nonetheless, due to the auto-regressive generation manner, LLMs exhibit high variability in the output. Effective evaluation can provide a better understanding of their capabilities and limitations [Peng *et al.*, 2024; Guo *et al.*, 2023].

Defining what constitutes “effective evaluation” requires us to listen to the voices of those involved in the LLMs in-

dustry (See Appendix G for details). To meet the evaluation challenge and understand practical demands and bottlenecks, we conducted online surveys, on-site visits, and document reviews on 50 companies in the LLMs industry.

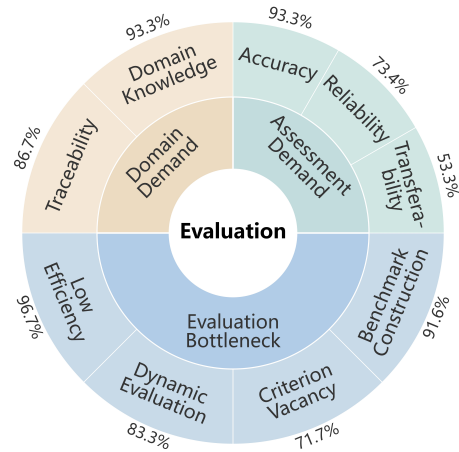


Figure 1: Statistical results of evaluation demand and bottleneck in industry.

As shown in Figure 1, 46 out of 50 companies (93.3%) with LLMs deployments focus on their products’ domain expertise and knowledge capabilities, underscoring the crucial need to evaluate specialized knowledge in the LLMs industry. In terms of assessment demand, LLM companies primarily concentrate on the accuracy, reliability, and transferability of their products. We further examined the current state of LLMs evaluation supply. Specifically, over 90% of evaluation organizations face the difficulty of efficiently constructing vertical domain benchmarks and ensuring datasets accurately reflect real-world scenarios. Additionally, 83.3% of companies emphasize the importance of dynamic evaluation techniques, and 71.7% highlight the lack of tailored criteria for different datasets and features. These bottlenecks hinder the evaluation infrastructure from meeting industry demands, affecting product development and promotion. The findings confirm the urgency of efficient benchmark construction and assessment methods adapted to applications.

Existing evaluation methods are primarily based on bench-

marks [Chang *et al.*, 2024; Peng *et al.*, 2024]. These methods require LLMs to answer the questions in a predefined dataset and score the responses via predetermined metrics to quantify their capabilities. However, these approaches face certain limitations. Firstly, benchmarks for vertical domains are difficult to construct in advance, while building them manually on the spot can be costly [Raju *et al.*, 2024]. Secondly, traditional benchmarks typically present static question-answer formats, often involving only one [Huang *et al.*, 2023; Hendrycks *et al.*, 2020; Rajpurkar *et al.*, 2016] or a few pre-collected rounds of dialogue [Zheng *et al.*, 2023]. These are far removed from real-world scenarios and fail to explore the model’s capabilities fully [Bai *et al.*, 2024]. Finally, evaluation metrics are typically employed to provide numerical values that facilitate direct comparisons among similar models. Nevertheless, in vertical domains, the absence of comparable models creates uncertainty for testers. Testers are concerned with utilizing the metrics to uncover potential issues deeply rather than barely obtaining a quantitative number.

To address these, we revisit two key aspects of LLMs evaluation: benchmark and assessment, and propose an agent-based solution. Specifically, our contributions are threefold:

- **Benchmark+**: We introduce a generalized definition of benchmark, expanding the traditional “question-answer” pair into a broader “strategy-criterion” format. This positions conventional benchmarks as a specific case within this extended structure, allowing for a more universal and nuanced evaluation.
- **Assessment+**: We enhance the assessment process by adopting a dynamic approach, transitioning from static execution to purposeful exploration based on “Benchmark+”. This approach facilitates a deeper investigation into the subtle and dynamic performance of LLMs, resulting in a comprehensive analysis.
- **TESTAGENT**: We propose an agent-based evaluation framework that autonomously constructs “Benchmark+” using retrieval-augmented generation (RAG) and performs “Assessment+” through reinforcement learning (RL). This framework automates the construction of vertical domain benchmarks and can transform static benchmarks into interactive forms (referred to as “activate static benchmarks”), enabling dynamic assessments across diverse domains.

2 Methodology

In this section, we revisit the key aspects of LLMs evaluation and introduce the enhanced concepts of Benchmark+ and Assessment+, detailed in Section 2.1 and Section 2.2, respectively. The relationship between Benchmark+ and Assessment+, as well as the detailed pipeline, is illustrated with Figure 3 in Appendix. These novel concepts are implemented through TESTAGENT framework, as illustrated in Figure 2. Additionally, Section 2.3 explores methods for activating existing static benchmarks.

2.1 Revisiting Benchmark

Commonly used benchmarks are typically composed of static “question-answer” pairs (Q, A) , structured as: $\mathcal{B} :=$

$\{(Q^i, A^i)\}_{i=1}^N$, where N represents the total number of questions in the benchmark and i denotes the i -th pair. A wide range of benchmarks have been developed to evaluate the performance of LLMs on general tasks. These benchmarks typically require the target LLM to generate short responses to predefined questions, such as multiple-choice answers or brief text, following a relatively fixed evaluation process. However, general benchmarks are insufficient for vertical domains, as they fail to address the specific needs of vertical domains. Furthermore, scenarios in vertical domains cannot be effectively assessed through a limited number of fixed interactions. For example, in medical consultation scenarios, developers require LLMs to handle multiple rounds of interactions with users while maintaining a consistent and stable strategy.

To address these challenges, we expand the form of benchmarks to “strategy-criterion” pairs, enhancing the dynamism of the benchmark. Specifically, we define the benchmark as follows:

$$\mathcal{B}^*(D; T; M; K) := \{(S^i(\cdot), C^i(\cdot))\}_{i=1}^N,$$

where

$$\begin{aligned} S^i &= \{S_j^i \mid j = 1, 2, \dots, n_i\}, \\ S_j^i &= \begin{cases} K(D; T) & \text{if } j = 0 \\ \Pr(\cdot | H_{j-1}^i; D; T) & \text{if } j > 0 \end{cases} \\ C^i &= K(D; T; S_0^i). \end{aligned}$$

Here, S^i and C^i represent the i -th strategy and criteria in \mathcal{B}^* , respectively. The strategy S^i is an abstraction of a sequence of questions, comprising n_i specific question distributions S_j^i , which are generated based on interactions with the target model M . H_j^i denotes the interaction history up to time j , consisting of tuples of the form:

$$H_j^i = \{(Q_k^i, A_k^i, K(C^i; A_k^i))\}_{k=0}^j. \quad (1)$$

Here, question Q_k^i is sampled from the strategy S_k^i , answer A_k^i is generated by M , and $K(C^i; A_k^i)$ denotes corresponding evaluation. Initially, the strategy S_0^i is generated by feeding the domain knowledge D and the user’s topics of interest T into the evaluation model K (referred to as the kernel model). Correspondingly, the kernel model generates the criterion C^i for the question sequence following S_0^i . Subsequently, the step-wise question distribution $S_j^i (j \neq 0)$ is derived based on H_{j-1}^i, D , and T .

Note that when the questions are predetermined and the criteria C is the ground truth, \mathcal{B}^* degenerates into \mathcal{B} . This indicates that the existing benchmark \mathcal{B} is a special case of \mathcal{B}^* . In the following section, we detail the process of automatically constructing such benchmarks \mathcal{B}^* for vertical domains.

Topic-based Initial Question Generation

In different domains, there may be expectations for LLMs to handle specific topics, such as “disease consultation” and “department introduction” topics in the medical domain. These demands are crucial for generating test cases that align with user needs in practical applications. Consequently, the current research question can be summarized as follows:

RQ1: What should we discuss?

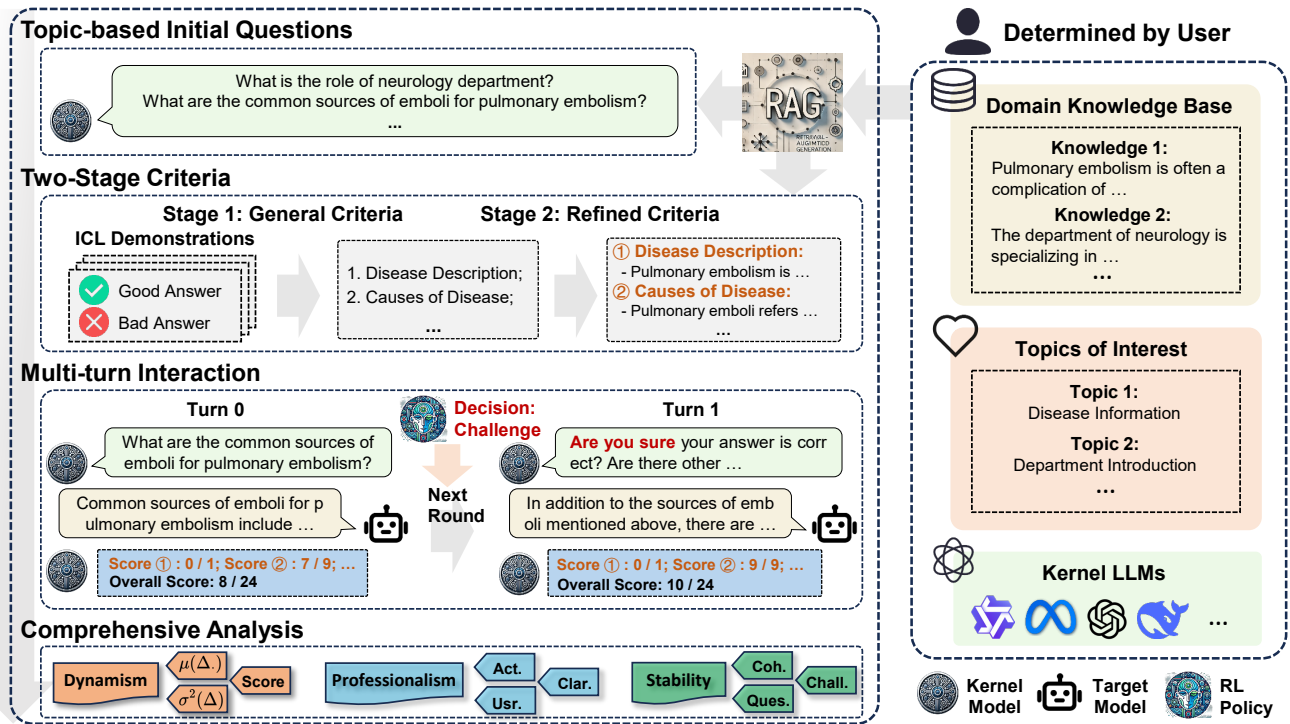


Figure 2: Illustration of our agent-based framework. TESTAGENT first generates initial questions and general topic-level criteria based on the knowledge base and interested topics. It subsequently refines the criteria into more specific question-level criteria. Reinforcement Learning then guides the subsequent multi-turn interactions, determining whether to challenge or follow up with additional questions. Multi-dimensional analysis from broader perspectives is ultimately derived from these interactions.

We employ RAG to address **RQ1**. First, we extract information from domain-specific documents provided by the user, such as professional books, real-world case studies, and other relevant materials, based on the user’s topics of interest T . This extraction process establishes a domain-specific knowledge base D , which serves as the retrieval source for the RAG system. Then, for each topic, we retrieve relevant knowledge from the knowledge base and employ prompt engineering to generate questions Q_0 that are aligned with the context of the current topic T . These questions incorporate contextual scenarios and adopt a role-playing approach, making them more representative of real-world downstream tasks. The detailed prompt can be found in Appendix I.

Note that Q_0 is the initial question in a sequence of questions, while subsequent questions need to be generated using the strategy. We will elaborate on the details in Section 2.2.

Two-Stage Criteria Generation

To establish effective evaluation criteria for the generated questions, we address the following research question:

RQ2: How should the question be evaluated?

To answer this, we construct evaluation criteria C that evolve from a topic-general level to a refined question-specific level. This process begins by locating the category of the topic, followed by retrieving and extracting relevant documents related to the question. This approach helping to identify user-

specific goals when interacting with the model. The motivation behind this procedure is to enhance the controllability of criterion generation and ensure that the question-relevant criteria align with the patterns of specific topics.

Stage 1: General Topic-Level Criteria. To establish general evaluation criteria for a given topic T , we design an in-context learning (ICL) prompt paradigm for the kernel model K . For each topic, three demonstrations (including the question, good answer, and bad answer) are incorporated into the prompt. By presenting the domain topic along with these demonstrations, K is instructed to summarize the answer pattern and extract essential information. This process ensures that the criterion is topic-specific and provides a precise direction for further refining the evaluation criteria.

Stage 2: Refined Question-Level Criteria. With the general criteria established, the next goal is to compile refined, question-level criteria for automatic evaluation. Building on the general criteria, we prompt K to incorporate question-specific details using content retrieved via RAG. Specifically, first, RAG invokes the retriever to obtain documents relevant to the question Q_0 from the domain knowledge base D . This retrieved content is then integrated into the prompt, guiding K to fill in concrete, question-specific details within the general criteria. Eventually, this paradigm develops clear and traceable criteria for various questions, grounded in structurally consistent topic-general criteria and corresponding information sources. The example prompt is shown in the Appendix I.

Metric. Based on the question and the defined criteria, we

evaluate the answer generated by the target model M using a quantitative evaluation score, denoted as R_C . The score is defined as:

$$R_C(A) = \frac{1}{n} \sum_{i=1}^n \mathbb{1}(c_i, A), \quad (2)$$

where A represents the answer produced by the target model M , $c_i \in C$ denotes the i -th criterion in the set of evaluation criteria C , and n is the total number of key elements in the criteria. The indicator function $\mathbb{1}(x, y)$ returns 1 if y correctly includes x and 0 otherwise.

In practice, questions are generated dynamically following the strategy S^i , while the criteria remain fixed within a given interaction sequence i . For each turn, the kernel model K scores the answer from each perspective of $c_i \in C$. By utilizing the detailed information of the refined criteria, the scoring process ensures objective measurement and demonstrates its reliability, as outlined in Appendix B.

2.2 Revisiting Assessment

In real-world applications, users often engage in multiple interactions with LLMs on a specific topic. General benchmarks assess the capabilities of target LLMs using metrics such as accuracy in multiple-choice questions (MMLU [Hendrycks *et al.*, 2020]) and success rates in planning tasks (MINT [Wang *et al.*, 2024b]). However, these metrics are typically treated as static and disposable, i.e., merely providing surface-level feedback without leveraging the deeper insights they could offer. As a result, they lack the ability to serve as iterative feedback mechanisms in multi-turn dialogues, failing to capture the subtle and comprehensive performance of the LLMs.

In this section, we aim to incorporate metric feedback into the evaluation process, facilitating more exploratory multi-turn dialogues and generating detailed dialogue logs. Building on these dialogues, we develop additional evaluation metrics that capture dynamic information, enabling a more thorough and nuanced assessment.

RL-based Strategy Generator

Initial questions have been generated in Section 2.1. The next step is to generate follow-up questions. As mentioned above, we attempt to address the following problem:

RQ3: How to make the testing process more exploratory?

We propose incorporating historical dialogues and their corresponding evaluation scores, i.e., interaction history, as the basis for generating subsequent questions. By tailoring the next question to the quality of the model’s prior responses, this approach enables exploratory evaluation. Recall the definition of interaction history in (1): $H_j = \{(Q_k, A_k, K(C; A_k))\}_{k=0}^j$. The next question Q_{j+1} is sampled from the distribution $S_{j+1} = \Pr(\cdot | H_j; D; T)$, where $j = 0, \dots, n$, based on its history H_j . Since this process can be formulated as a sequential decision-making problem, where each subsequent question depends on the previous, we could train a reinforcement learning (RL) policy π_θ to determine the next question, such that $Q_{j+1} := \pi_\theta(H_j; D; T)$.

Algorithm 1 RL in TestAgent

Input: Kernel model K , Target model M , Knowledge base D , Topic T , Follow-up question prompt p_f , Challenge prompt p_c , Initial question prompt p_i , Criterion prompt p_C , Score prompt p_s , Threshold c , Update number n , Training steps N , Turn m . Initialize policy π_θ to be random, step = 0, empty rollout buffer B .

```

1: while step <  $N$  do
2:   Generate initial question  $Q_0 = K(p_i; D, T)$  and its
   criterion  $C = K(p_C, Q_0; D, T)$  with retrieved-context
3:   Get answer  $A_0 = M(Q_0)$  from target model
4:   Score  $A_0$  based on  $C$ , get  $R_C(A_0) = K(p_s, C, A_0)$ 
5:   Initialize state  $s_0 = (R_C(A_0), R_C(A_0), R_C(A_0))$  and
   interaction history  $H_0 = \{(Q_0, A_0, R_C(A_0))\}$ 
6:   for turn  $t = 0, \dots, m$  do
7:     Sample action  $a_t \sim \pi_\theta(s_t)$ 
8:     if  $a_t = a_f$  then
9:       Follow-up question  $Q_{t+1} = K(p_f, H_t; D; T)$ 
10:    else
11:      Challenge  $Q_{t+1} = K(p_c, H_t; D; T)$ 
12:    end if
13:    Get answer  $A_{t+1} = M(Q_{t+1})$  and get summarized
   answer  $A'_{t+1}$  based on  $A_0, \dots, A_{t+1}$ 
14:    Score  $A'_{t+1}$ , get  $R_C(A_{t+1}) = K(p_s, C, A'_{t+1})$ 
15:     $H_{t+1} = H_t + \{(Q_{t+1}, A_{t+1}, R_C(A_{t+1}))\}$ 
16:    Calculate  $\Delta_t = R_C(A'_{t+1}) - R_C(A'_t)$  and  $\cos_t =$ 
    $\cos(\text{emb}(A'_{t+1}), \text{emb}(A'_t))$ 
17:    Set reward  $r_t$  via (3)
18:    Get state  $s_{t+1} = (R_C(A'_{t+1}), \Delta_t, \cos_t)$ 
19:    Add  $(s_t, a_t, r_t, s_{t+1})$  to rollout buffer  $B$ 
20:    step  $\leftarrow$  step + 1
21:    if step %  $n = 0$  then
22:      Update parameter  $\theta$  of  $\pi_\theta$  with loss in (4)
23:      Clear rollout buffer  $B$ 
24:    end if
25:  end for
26: end while

```

Evaluate target model M with policy π_θ

However, treating the raw text questions Q_{j+1} as chosen actions of RL would result in an excessively large action space. To facilitate RL training, we propose generalizing Q_{j+1} through a finite set of question types $\mathcal{A} = \{a_1, a_2, \dots, a_m\}$, and define the policy as $\pi_\theta : \mathcal{H} \rightarrow \mathcal{A}$, where \mathcal{H} is the space of interaction histories. This adjustment allows the RL policy to determine only the question type, after which the corresponding prompt and domain context can be passed to the kernel model, generating the specific question.

As a result, the subsequent question can be derived from the action space \mathcal{A} , knowledge base space \mathcal{D} and topic space \mathcal{T} via the kernel model mapping $k : \mathcal{A} \times \mathcal{D} \times \mathcal{T} \rightarrow \mathcal{Q}$, where \mathcal{Q} represents the space of text queries. The overall function f is expressed as:

$$Q_{j+1} := f(H_j; D; T) = K(\pi_\theta(H_j); D; T),$$

which indicates that Q_{j+1} is generated by first selecting an action a through $\pi_\theta(H_j)$ and subsequently applying a and domain context to the kernel model K .

In practice, users may ask follow-up questions to target LLM M when additional information is needed. Conversely, if the responses are incorrect, a natural behavior is to challenge M by asking why. To this end, we train the RL policy to decide whether to ask follow-up questions or challenge the answers of the target model M based on the model response. Now, we present the design of the state space, action space, and reward. **State.** The state space comprises the following information:

1. **Score and Variation.** The score and its variation help to assess the degree of knowledge acquisition. Therefore, we incorporate the current score, the variation of the score, and the cosine similarity between consecutive responses into the state space.
2. **Last Action.** To capture the type of questions and expected performance, which can influence decision-making, the last action is considered when representing the state.

Action. The action space \mathcal{A} includes question types for asking follow-up questions (a_f) and for challenging further (a_c).

Reward. The reward is defined as

$$r_t = \begin{cases} 1, & \text{if } (|\Delta_t| = 0 \wedge a_t = a_c) \vee (|\Delta_t| > c \wedge a_t = a_f) \\ |\Delta_t| + (1 - \cos_t), & \text{otherwise} \end{cases} \quad (3)$$

Here, $\Delta_t = R_C(A'_t) - R_C(A'_{t-1})$, where A'_t and A'_{t-1} represent the summarized current and previous responses, respectively; $\cos_t = \cos(\text{emb}(A'_{t+1}), \text{emb}(A'_t))$ is the cosine similarity between the embedded responses; c is the score fluctuation threshold and α is the coefficient of semantic variation between the two responses, which is set as 0.5 in our experiments. The purpose of summarizing the responses is to obtain the gain of the current question-answer interaction. To encourage exploration, we set the reward as 1 when $|\Delta_t|$ is small and the action is to challenge, or when $|\Delta_t|$ is large and the action is a follow-up question. Intuitively, a larger reward is assigned when the target model provides more information or in cases where the model’s current response contradicts its previous one. Otherwise, a smaller reward should be given. The goal is to extract the maximum information within the target model, enabling rapid exploration of the model’s boundaries.

We use the Proximal Policy Optimization (PPO) [Schulman *et al.*, 2017] as the RL algorithm. The optimization objective of policy π_θ is formalized as follows:

$$J(\theta) = \frac{1}{|B^{\theta_{\text{old}}}|} \sum_{(s_t, a_t) \in B^{\theta_{\text{old}}}} \left[\min \left(\frac{\pi_\theta(a_t|s_t)}{\pi_{\theta_{\text{old}}}(a_t|s_t)} A^{\pi_{\theta_{\text{old}}}}(s_t, a_t), \text{clip} \left(\frac{\pi_\theta(a_t|s_t)}{\pi_{\theta_{\text{old}}}(a_t|s_t)}, 1 - \epsilon, 1 + \epsilon \right) A^{\pi_{\theta_{\text{old}}}}(s_t, a_t) \right) \right], \quad (4)$$

where $\pi_{\theta_{\text{old}}}$ is previous policy, $B^{\theta_{\text{old}}}$ is the rollout buffer collected by $\pi_{\theta_{\text{old}}}$, ϵ is the clipping ratio and A^{π_θ} is advantage estimates. The trained policy addressed **RQ3** via providing guidance for multi-turn interactive evaluation. The RL-driven question generation approach leverages the evaluation scores of current dialogue, extracting information from the target model through in-depth conversational analysis. This method provides dynamic evaluation in real-world paradigms, rather than relying on the static question-answer format of traditional benchmarks. The RL module is shown in Algorithm 1.

Comprehensive Analysis

The dynamic interaction with the target LLM M can be implemented with the RL-driven question generation. Compared to existing evaluation procedures, the RL-driven dynamic exploration allows us to delve deeper into a specific topic, thus performing a more comprehensive analysis. Now, we need to address the following research question:

RQ4: What insights can we derive from these records?

We evaluate from three primary aspects. First, regarding dynamism, benefiting from the aforementioned interactive process, we can focus on analyzing the interaction process of the target model. This allows us to provide statistical metrics on its subtle performance under different actions, as well as scores defined by (2). Second, at the content level, we evaluate its professionalism, including accuracy, satisfaction of user needs, and expression clarity. Third, at the stability level, we evaluate the consistency across multi-turn dialogues and the ability to handle different interactive actions. These metrics enable a comprehensive analysis of the target model from multiple perspectives. The effectiveness of this evaluation is verified through Meta Evaluation in Appendix B. Dependency analysis on the evaluation model is discussed in Appendix E.

2.3 Activating Existing Benchmarks

For vertical domain scenarios, our approach has automated the processes of constructing test datasets, interaction, and evaluation. The final research question is:

RQ5: How can we introduce dynamism to the existing benchmarks?

Benchmarks based on static datasets are inadequate in capturing real-world scenarios, where users often engage in multiple iterative inquiries within a topic. These benchmarks lack the ability to challenge incorrect model responses, thus hindering the evaluation of the stability and robustness of LLMs. In addition, metrics like Exact Match and F1-Score struggle to assess the alignment between model-generated flexible long texts and ground-truth answers, often overlooking subtle nuances and leading to misjudgments in performance evaluation.

Dynamic evaluation via activating existing benchmarks can be achieved with minimal adjustments to our framework. Benefiting from the existing question-answer pairs in the benchmark, there is no need to generate additional questions or evaluation criteria. We employ the RL-driven interactive method mentioned above, while the score in the reward is determined by evaluating the alignment between model-generated answers and ground-truth answers in the benchmark. The evaluation is conducted through the kernel model, which is capable of assessing the correctness of the target model’s responses in long-answer cases. Specifically, we use the classic reading comprehension benchmark, SQuAD [Rajpurkar *et al.*, 2016], as an example to demonstrate our dynamic extension process. In SQuAD, given a context paragraph, multiple independent questions and corresponding answers are provided. We apply the RL policy to autonomously determine whether to ask a follow-up question within the benchmark or challenge the

answer, thereby integrating existing questions and enabling dynamic activation of the benchmark.

3 Experiments

In this section, we present experiments designed to thoroughly evaluate TESTAGENT. We investigate both automatic evaluation in multiple vertical domains from scratch and the activation of existing benchmarks in general domains. First, we perform a meta-evaluation on the components of TESTAGENT to validate its effectiveness. Subsequently, we report the main evaluation results across diverse models—comprising both open-source and closed-source options—spanning four distinct domains, demonstrating the practicality of TESTAGENT in evaluating LLMs. Finally, we conduct an ablation study on the RL module, emphasizing its trainability and effectiveness.

3.1 Experiments Setup

Models and Domains. We consider government, medical, and legal tasks for the vertical domain and reading comprehension tasks for the general domain. To perform evaluation, we adopt DeepSeek-V3 [DeepSeek-AI, 2024] as the kernel model. Seven target LLMs with parameters ranging from 7 billion to 405 billion were evaluated, including GPT-4o [OpenAI, 2024], DeepSeek-V3 [DeepSeek-AI, 2024], LLaMA3.1-70B-Instruct [Meta, 2024], LLaMA3.1-405B-Instruct, Ministral-8B [Mistral, 2024], Qwen2.5-7B-Instruct [Qwen, 2024] and Qwen2.5-72B-Instruct. Additionally, in the medical domain, we evaluate three specialized models fine-tuned for medical tasks: ZhongJing [Yang *et al.*, 2024], Bianque [Chen *et al.*, 2023], and DoctorGLM [Xiong *et al.*, 2023]. In the RL module, the policy and value network are both 3-layer MLPs with 256-128 hidden states, trained for 10000 steps.

Knowledge Bases. In the medical domain, we construct the knowledge base by collecting documents related to common diseases from OpenKG [Peng *et al.*, 2021] and department introductions from CareGPT [Wang *et al.*, 2023]. Based on these documents, the disease consultation and department introduction topics are introduced. In the legal domain, we gather crime-related knowledge from [Liu, 2018] and legal case judgment data from [Xiao *et al.*, 2018], thereby forming the charge and judgment topics. In the government domain, the knowledge base is sourced from the official websites of the Chinese Fund Management Center [Center, 2024], categorized into eight fund-specific topics: individual, unit, establishment, amendment, disbursement, loan, repayment, and inquiry. The raw knowledge is stored in TXT and JSON formats. We employ a hybrid approach that combines the BGE-M3 embedding model [Chen *et al.*, 2024] with BM25. We adopt bce-reranker [NetEase Youdao, 2023] to act on the retrieved documents.

3.2 Meta-Evaluation

We conducted meta-evaluations for both the benchmarks generated by TESTAGENT and the scoring of the kernel model. In all scenarios, interaction records were submitted to human experts for assessment, who provided ratings across various performance dimensions. The results demonstrate that both the benchmark+ and the scoring correlate strongly with human preferences, highlighting the efficacy of automatic evaluation. Details are provided in Appendix B.

3.3 Domain Evaluation

We conduct 100 conversations for each domain, with each conversation spanning 6 turns, resulting in approximately 600 questions in total for each domain. The main evaluation results are presented in Table 1, which are assessed from three key aspects: dynamism, professionalism, and stability. The table caption provides detailed information on the specific metrics used. Concrete description of professionalism and stability can be found in Appendix I. Performance on specific topics of domains is shown in Appendix D.

Vertical Domain

For any vertical domain, dynamic evaluation can be performed by TESTAGENT leveraging domain-specific knowledge bases. We examine three representative cases: the highly specialized domain of government affairs and the comparatively less specialized domains of medical healthcare and legal scenarios.

Medical Domain. As shown in the first category of Table 1, GPT-4o achieves the highest *Score* (67.54) and exhibits the greatest score gain $\mu(\Delta_{a_f}) = 0.121$, followed closely by Qwen2.5-72B-Instruct and DeepSeek-V3. The relatively high $\mu(\Delta_{a_c})$ indicates that GPT-4o can promptly correct errors when mistakes occur. Observations of both the Qwen and LLaMA series suggest that larger models tend to exhibit stronger performance in medical applications. In contrast, BianQue, ZhongJing, and DoctorGLM significantly underperform. Although their $\mu(\Delta_{a_c})$ is relatively high, the low *Coh.* suggests that they are prone to doubting their own capabilities and overly accommodating user challenges without sufficient evaluation. In terms of professionalism and stability, GPT-4o stands out with an overall score of 8.0, reflecting high factual accuracy, user satisfaction, clarity, and the ability to handle different question types. BianQue, ZhongJing, and DoctorGLM, however, fare noticeably worse in these aspects, highlighting limitations in handling queries and multi-turn interactions. Although these models are fine-tuned for the medical domain, their small model sizes and limited training datasets lead to poor performance in realistic multi-turn dialogue.

Legal Domain. GPT-4o achieves the highest overall score, consistent with the trend in the medical domain, with DeepSeek-V3 and Qwen2.5-72B-Instruct following closely. Notably, the smaller Qwen2.5-7B-Instruct excels in providing more effective answers during follow-up interactions, as evidenced by its higher $\mu(\Delta_{a_q}) = 0.108$ and *Chall.* = 8. Furthermore, an intriguing observation emerges in this domain: the larger model LLaMA3.1-405B-Instruct underperforms compared to the smaller LLaMA3.1-70B-Instruct in terms of *Score*. This discrepancy is primarily due to its lower *Coh.* score, reflecting greater response variability and an increased tendency to produce contradictory answers.

Government Domain. In the government domain, GPT-4o slightly outperforms Qwen2.5-72B-Instruct in terms of *Score* (57.84 vs. 57.38). Nevertheless, Qwen2.5-72B-Instruct provides more comprehensive responses to follow-up questions, as evidenced by its highest $\mu(\Delta_{a_f})$ and *Ques.* values. In contrast, GPT-4o demonstrates larger $\mu(\Delta_{a_c})$ and *Chall.* values, indicating a stronger ability to correct errors when challenged. Furthermore, GPT-4o exhibits a lower score variance $\sigma^2(\Delta)$ under such scrutiny compared to Qwen2.5-72B-Instruct, sug-

Metrics	Dynamism				Professionalism (1-10) ↑				Stability (1-10) ↑			
	Score ↑	$\mu(\Delta_{a_f})$ ↑	$\mu(\Delta_{a_c})$	$\sigma^2(\Delta)$	Act.	Usr.	Clar.	Avg.	Coh.	Ques.	Chall.	Avg.
Medical (Vertical)												
GPT-4o	67.54	0.121	0.058	0.0059	7	8	8	7.7	8	8	8	8.0
DeepSeek-V3	65.67	0.115	0.043	0.0043	7	8	8	7.7	7	7	7	7.0
Qwen2.5-7B-Instruct	61.01	0.113	0.048	0.0041	6	6	8	6.7	8	7	7	7.7
Qwen2.5-72B-Instruct	66.95	0.119	0.043	0.0032	7	7	8	7.7	8	7	7	7.3
LLaMA3.1-70B-Instruct	61.51	0.098	0.039	0.0040	6	6	8	6.7	6	7	6	6.3
LLaMA3.1-405B-Instruct	61.54	0.104	0.038	0.0037	6	7	8	7.0	7	8	8	7.7
Minstral-8B	64.70	0.108	0.051	0.0064	6	7	8	7.0	7	7	7	7.0
ZhongJing	41.45	0.099	0.056	0.0038	5	5	6	5.3	6	6	6	6.0
BianQue	30.19	0.088	0.056	0.0042	3	4	5	4.0	5	4	5	4.7
DoctorGLM	34.17	0.075	0.061	0.0051	3	4	6	4.3	4	3	4	3.7
Legal (Vertical)												
GPT-4o	70.99	0.145	0.104	0.0149	7	7	8	7.3	8	8	9	8.3
DeepSeek-V3	68.28	0.146	0.096	0.0150	6	7	8	7.0	7	8	8	7.7
Qwen2.5-7B-Instruct	64.96	0.164	0.099	0.0158	6	6	7	6.3	6	8	7	7.0
Qwen2.5-72B-Instruct	70.34	0.152	0.106	0.0149	7	7	8	7.3	7	8	8	7.7
LLaMA3.1-70B-Instruct	59.50	0.119	0.091	0.0154	5	6	7	6.0	7	6	7	6.7
LLaMA3.1-405B-Instruct	55.97	0.131	0.096	0.0157	4	6	7	5.7	5	7	7	6.3
Minstral-8B	61.79	0.140	0.102	0.0176	5	6	7	6.0	7	8	7	7.3
Government (Vertical)												
GPT-4o	57.84	0.092	0.055	0.0073	6	7	8	7.0	7	7	8	7.3
DeepSeek-V3	52.73	0.107	0.056	0.0057	6	7	7	6.7	7	7	7	7.0
Qwen2.5-7B-Instruct	48.27	0.088	0.046	0.0048	5	6	7	6.0	7	6	6	6.3
Qwen2.5-72B-Instruct	57.38	0.108	0.050	0.0086	6	7	8	7.0	7	8	7	7.3
LLaMA3.1-70B-Instruct	49.10	0.081	0.049	0.0059	5	6	7	6.0	6	6	7	6.3
LLaMA3.1-405B-Instruct	46.77	0.080	0.046	0.0067	5	6	7	6.0	6	5	6	5.7
Minstral-8B	48.30	0.088	0.050	0.0070	5	5	7	5.7	6	6	5	5.7
Reading Comprehension (General)												
GPT-4o	99.10	0.119	0.045	0.0021	10	10	10	10.0	10	10	10	10.0
DeepSeek-V3	99.57	0.121	0.039	0.0033	10	10	10	10.0	10	10	10	10.0
Qwen2.5-7B-Instruct	98.66	0.117	0.029	0.0017	9	9	9	9.0	10	9	9	9.3
Qwen2.5-72B-Instruct	98.82	0.121	0.027	0.0029	10	9	10	9.7	10	10	9	9.7
LLaMA3.1-70B-Instruct	97.69	0.118	0.039	0.0031	9	9	9	9.0	10	9	9	9.3
LLaMA3.1-405B-Instruct	98.87	0.118	0.053	0.0024	9	9	10	9.3	9	10	10	9.7
Minstral-8B	98.86	0.115	0.040	0.0042	9	9	10	9.3	8	9	10	9.0

Table 1: Main Evaluation. Dynamism: *Score* is the sum of the last turn’s score across conversations, with a maximum score of 100; $\mu(\Delta_{a_c})$ and $\mu(\Delta_{a_f})$ denote the mean of score changes after the challenge action a_c and follow-up question action a_f , respectively; $\sigma^2(\Delta)$ is the variance of score changes after the challenge. Professionalism: *Act.* denotes the accuracy; *Usr.* denotes the satisfaction of User needs; *Clar.* denotes the expressions Clarity. Stability: *Coh.* is the answer Coherence of the model; *Ques.* and *Chall.* measure the ability to handle follow-up questions and challenges, respectively. Scores for these professionalism and stability metrics range from 1 to 10.

gesting greater stability in its corrective mechanisms. Notably, none of the models achieve a *Score* exceeding 60, underscoring the need for further improvements in this highly specialized government domain – a finding that aligns with expectations.

General Domain

We transform SQuAD into a dynamic benchmark to evaluate reading and comprehension capabilities. DeepSeek-V3 achieves the highest *Score* of 99.57 and demonstrates exceptional professionalism and stability, attaining perfect scores of 10.0 in both dimensions. The maximum value of $\mu(\Delta_{a_f})$ further highlights its effectiveness in understanding context. The remaining models also perform well, with all *Scores* exceeding 95. This exceptional performance in the reading comprehension domain, compared to vertical domains, underscores the models’ effectiveness in broader, non-domain-specific tasks.

3.4 Ablation Study

The ablation study on the RL module is provided in Appendix A. The result emphasizes the role of the RL module and state space design in improving model performance across multi-

ple domains, reinforcing the importance of RL for multi-turn decision-making. Additionally, the analysis of traditional evaluation metrics in Appendix C reveals the limitations of static benchmarks, exhibiting the superiority of intelligent evaluation by TESTAGENT. Case studies in Appendix H illustrate the nuanced interactions and decision points during conversations.

4 Conclusion

In this paper, we revisit and extend two key components of LLMs evaluation, introducing the concepts of Benchmark+ and Assessment+. We propose an agent-based evaluation framework called TESTAGENT to implement these concepts. This framework automatically constructs “strategy-criterion” pairs around domain knowledge, and autonomously performs exploratory interactions and assessment. Experimental results demonstrate the versatility and effectiveness of TESTAGENT. By streamlining benchmark generation and enabling comprehensive LLMs assessment across domains, TESTAGENT provides valuable insights into LLMs performance and helps the development of more robust, domain-specific applications.

References

- [Bai *et al.*, 2024] Ge Bai, Jie Liu, Xingyuan Bu, Yancheng He, Jiaheng Liu, Zhanhui Zhou, Zhuoran Lin, Wenbo Su, Tiezheng Ge, Bo Zheng, et al. Mt-bench-101: A fine-grained benchmark for evaluating large language models in multi-turn dialogues, 2024.
- [Bommasani *et al.*, 2021] Rishi Bommasani, Drew A Hudson, Ehsan Adeli, Russ Altman, Simran Arora, Sydney von Arx, Michael S Bernstein, Jeannette Bohg, Antoine Bosselut, Emma Brunskill, et al. On the opportunities and risks of foundation models, 2021.
- [Brown *et al.*, 2020] T.B. Brown, Benjamin Mann, Nick Ryder, Melanie Subbiah, Jared Kaplan, Prafulla Dhariwal, Arvind Neelakantan, Pranav Shyam, Girish Sastry, Askell Amanda, Sandhini Agarwal, Ariel Herbert-Voss, Gretchen Krueger, Henighan Tom, Rewon Child, A. Ramesh, DanielM. Ziegler, Jeffrey Wu, Clemens Winter, Christopher Hesse, Mark Chen, EricJ. Sigler, Mateusz Litwin, Scott Gray, Chess Benjamin, Jack Clark, Christopher Berner, McCandlish Sam, Alec Radford, Ilya Sutskever, and Dario Amodei. Language models are few-shot learners. *arXiv: Computation and Language*, *arXiv: Computation and Language*, May 2020.
- [Bubeck *et al.*, 2023] Sébastien Bubeck, Varun Chandrasekaran, Ronen Eldan, Johannes Gehrike, Eric Horvitz, Ece Kamar, Peter Lee, Yin Tat Lee, Yuanzhi Li, Scott Lundberg, Harsha Nori, Hamid Palangi, Marco Tulio Ribeiro, and Yi Zhang. Sparks of artificial general intelligence: Early experiments with gpt-4, 2023.
- [Center, 2024] Shanghai Provident Fund Management Center. Shanghai housing provident fund. <https://shgjj.com/>, 2024.
- [Chang *et al.*, 2024] Yupeng Chang, Xu Wang, Jindong Wang, Yuan Wu, Linyi Yang, Kaijie Zhu, Hao Chen, Xiaoyuan Yi, Cunxiang Wang, Yidong Wang, et al. A survey on evaluation of large language models. *ACM Transactions on Intelligent Systems and Technology*, 15(3):1–45, 2024.
- [Chen *et al.*, 2023] Yirong Chen, Zhenyu Wang, Xiaofen Xing, Zhipei Xu, Kai Fang, Junhong Wang, Sihang Li, Jieling Wu, Qi Liu, Xiangmin Xu, et al. Bianque: Balancing the questioning and suggestion ability of health llms with multi-turn health conversations polished by chatgpt, 2023.
- [Chen *et al.*, 2024] Jianlyu Chen, Shitao Xiao, Peitian Zhang, Kun Luo, Defu Lian, and Zheng Liu. M3-embedding: Multi-linguality, multi-functionality, multi-granularity text embeddings through self-knowledge distillation. In *Findings of the Association for Computational Linguistics ACL 2024*, pages 2318–2335, Bangkok, Thailand and virtual meeting, 2024. Association for Computational Linguistics.
- [DeepSeek-AI, 2024] DeepSeek-AI. Deepseek-v2: A strong, economical, and efficient mixture-of-experts language model, 2024.
- [Deng *et al.*, 2022] Mingkai Deng, Jianyu Wang, Cheng-Ping Hsieh, Yihan Wang, Han Guo, Tianmin Shu, Meng Song, Eric Xing, and Zhiting Hu. Rlprompt: Optimizing discrete text prompts with reinforcement learning. In *Proceedings of the 2022 Conference on Empirical Methods in Natural Language Processing*, pages 3369–3391, 2022.
- [Guo *et al.*, 2023] Zishan Guo, Renren Jin, Chuang Liu, Yufei Huang, Dan Shi, Linhao Yu, Yan Liu, Jiaxuan Li, Bojian Xiong, Deyi Xiong, et al. Evaluating large language models: A comprehensive survey, 2023.
- [Hendrycks *et al.*, 2020] Dan Hendrycks, Collin Burns, Steven Basart, Andy Zou, Mantas Mazeika, Dawn Song, and Jacob Steinhardt. Measuring massive multitask language understanding. In *International Conference on Learning Representations*, 2020.
- [Huang *et al.*, 2023] Yuzhen Huang, Yuzhuo Bai, Zhihao Zhu, Junlei Zhang, Jinghan Zhang, Tangjun Su, Junteng Liu, Chuancheng Lv, Yikai Zhang, Jiayi Lei, Yao Fu, Maosong Sun, and Junxian He. C-eval: A multi-level multi-discipline chinese evaluation suite for foundation models. In *Advances in Neural Information Processing Systems*, 2023.
- [Huang *et al.*, 2024] Yining Huang, Keke Tang, and Meilian Chen. A comprehensive survey on evaluating large language model applications in the medical industry, 2024.
- [Kong *et al.*, 2024] Weize Kong, Spurthi Amba Hombaiiah, Mingyang Zhang, Qiaozhu Mei, and Michael Bendersky. Prewrite: Prompt rewriting with reinforcement learning, 2024.
- [Kwan *et al.*, 2024] Wai-Chung Kwan, Xingshan Zeng, Yuxin Jiang, Yufei Wang, Liangyou Li, Lifeng Shang, Xin Jiang, Qun Liu, and Kam-Fai Wong. Mt-eval: A multi-turn capabilities evaluation benchmark for large language models, 2024.
- [Lewis *et al.*, 2020] Patrick Lewis, Ethan Perez, Aleksandra Piktus, Fabio Petroni, Vladimir Karpukhin, Naman Goyal, Heinrich Küttler, Mike Lewis, Wen-tau Yih, Tim Rocktäschel, et al. Retrieval-augmented generation for knowledge-intensive nlp tasks. In *Advances in Neural Information Processing Systems*, volume 33, pages 9459–9474, 2020.
- [Li *et al.*, 2024] Jiatong Li, Rui Li, Yan Zhuang, Kai Zhang, Linan Yue, Qingchuan Li, Junzhe Jiang, Qi Liu, and Enhong Chen. Dynaeval: A dynamic interaction-based evaluation framework for assessing llms in real-world scenarios. <https://openreview.net/forum?id=f7PmO5boQ9>, 2024.
- [Lin, 2004] Chin-Yew Lin. Rouge: A package for automatic evaluation of summaries. In *Text summarization branches out*, pages 74–81, 2004.
- [Liu *et al.*, 2023] Xiao Liu, Hao Yu, Hanchen Zhang, Yifan Xu, Xuanyu Lei, Hanyu Lai, Yu Gu, Hangliang Ding, Kaiwen Men, Kejuan Yang, et al. Agentbench: Evaluating llms as agents, 2023.
- [Liu, 2018] Huanyong Liu. Crimekgassistant. <https://github.com/liuhuanyong/CrimeKgAssitant>, 2018.
- [Meta, 2024] Meta. Introducing llama 3.1: Our most capable models to date, 2024.

- [Mistral, 2024] Mistral. Mistral.ai news: Ministraux, 2024.
- [NetEase Youdao, 2023] Inc. NetEase Youdao. Bcembedding: Bilingual and crosslingual embedding for rag. <https://github.com/netease-youdao/BCEmbedding>, 2023.
- [OpenAI, 2024] OpenAI. Gpt-4o, 2024.
- [Peng *et al.*, 2021] Chen Peng, Jun Zhang, Yanchao Xu, and Jianan Yang. Diseasekg. <http://data.openkg.cn/dataset/disease-information>, 2021.
- [Peng *et al.*, 2024] Ji-Lun Peng, Sijia Cheng, Egil Diau, Yung-Yu Shih, Po-Heng Chen, Yen-Ting Lin, and Yun-Nung Chen. A survey of useful llm evaluation, 2024.
- [Qi *et al.*, 2023] Zhenting Qi, Xiaoyu Tan, Shaojie Shi, Chao Qu, Yinghui Xu, and Yuan Qi. Pillow: Enhancing efficient instruction fine-tuning via prompt matching. In *Proceedings of the 2023 Conference on Empirical Methods in Natural Language Processing: Industry Track*, pages 471–482, 2023.
- [Qian *et al.*, 2024] Chen Qian, Wei Liu, Hongzhang Liu, Nuo Chen, Yufan Dang, Jiahao Li, Cheng Yang, Weize Chen, Yusheng Su, Xin Cong, Juyuan Xu, Dahai Li, Zhiyuan Liu, and Maosong Sun. Chatdev: Communicative agents for software development, 2024.
- [Qwen, 2024] Qwen. Qwen2.5: A party of foundation models, 2024.
- [Rajpurkar *et al.*, 2016] Pranav Rajpurkar, Jian Zhang, Konstantin Lopyrev, and Percy Liang. SQuAD: 100,000+ questions for machine comprehension of text. In *Proceedings of the 2016 Conference on Empirical Methods in Natural Language Processing*, pages 2383–2392, 2016.
- [Raju *et al.*, 2024] Ravi Raju, Swayambhoo Jain, Bo Li, Jonathan Li, and Urmish Thakker. Constructing domain-specific evaluation sets for llm-as-a-judge, 2024.
- [Schulman *et al.*, 2017] John Schulman, Filip Wolski, Prafulla Dhariwal, Alec Radford, and Oleg Klimov. Proximal policy optimization algorithms, 2017.
- [Sun *et al.*, 2023a] Hao Sun, Alihan Hüyük, and Mihaela van der Schaar. Query-dependent prompt evaluation and optimization with offline inverse rl. In *The Twelfth International Conference on Learning Representations*, 2023.
- [Sun *et al.*, 2023b] Yuchong Sun, Che Liu, Jinwen Huang, Ruihua Song, Fuzheng Zhang, Di Zhang, Zhongyuan Wang, and Kun Gai. Parrot: Enhancing multi-turn chat models by learning to ask questions, 2023.
- [Wang *et al.*, 2023] Rongsheng Wang, Ruizhe Zhou, Haoming Chen, Yapeng Wang, and Tao Tan. Caregpt: Medical llm, open source driven for a healthy future. <https://github.com/WangRongsheng/CareGPT>, 2023.
- [Wang *et al.*, 2024a] Jiayin Wang, Fengran Mo, Weizhi Ma, Peijie Sun, Min Zhang, and Jian-Yun Nie. A user-centric benchmark for evaluating large language models, 2024.
- [Wang *et al.*, 2024b] Xingyao Wang, Zihan Wang, Jiateng Liu, Yangyi Chen, Lifan Yuan, Hao Peng, and Heng Ji. Mint: Evaluating llms in multi-turn interaction with tools and language feedback. In *International Conference on Learning Representations*, pages 1–35, 2024.
- [Wang *et al.*, 2024c] Yidong Wang, Zhuohao Yu, Zhengran Zeng, Linyi Yang, Cunxiang Wang, Hao Chen, Chaoyao Jiang, Rui Xie, Jindong Wang, Xing Xie, Wei Ye, Shikun Zhang, and Yue Zhang. Pandalm: An automatic evaluation benchmark for llm instruction tuning optimization, 2024.
- [Xiao *et al.*, 2018] Chaojun Xiao, Haoxi Zhong, Zhipeng Guo, Cunchao Tu, Zhiyuan Liu, Maosong Sun, Yansong Feng, Xianpei Han, Zhen Hu, Heng Wang, et al. Cail2018: A large-scale legal dataset for judgment prediction, 2018.
- [Xiong *et al.*, 2023] Honglin Xiong, Sheng Wang, Yitao Zhu, Zihao Zhao, Yuxiao Liu, Linlin Huang, Qian Wang, and Dinggang Shen. Doctorglm: Fine-tuning your chinese doctor is not a herculean task, 2023.
- [Yang *et al.*, 2024] Songhua Yang, Hanjie Zhao, Senbin Zhu, Guangyu Zhou, Hongfei Xu, Yuxiang Jia, and Hongying Zan. Zhongjing: Enhancing the chinese medical capabilities of large language model through expert feedback and real-world multi-turn dialogue. In *Proceedings of the AAAI Conference on Artificial Intelligence*, volume 38, pages 19368–19376, 2024.
- [Yu *et al.*, 2024] Zhuohao Yu, Chang Gao, Wenjin Yao, Yidong Wang, Wei Ye, Jindong Wang, Xing Xie, Yue Zhang, and Shikun Zhang. KIEval: A knowledge-grounded interactive evaluation framework for large language models. In *Proceedings of the 62nd Annual Meeting of the Association for Computational Linguistics*, pages 5967–5985, 2024.
- [Zhang *et al.*, 2023] Tianjun Zhang, Xuezhi Wang, Denny Zhou, Dale Schuurmans, and Joseph E Gonzalez. Tempera: Test-time prompt editing via reinforcement learning. In *The Eleventh International Conference on Learning Representations*, 2023.
- [Zheng *et al.*, 2023] Lianmin Zheng, Wei-Lin Chiang, Ying Sheng, Siyuan Zhuang, Zhanghao Wu, Yonghao Zhuang, Zi Lin, Zhuohan Li, Dacheng Li, Eric Xing, et al. Judging llm-as-a-judge with mt-bench and chatbot arena. In *Advances in Neural Information Processing Systems*, volume 36, pages 46595–46623, 2023.
- [Zhu *et al.*, 2023] Kaijie Zhu, Jiaao Chen, Jindong Wang, Neil Zhenqiang Gong, Diyi Yang, and Xing Xie. Dyval: Dynamic evaluation of large language models for reasoning tasks. In *International Conference on Learning Representations*, 2023.

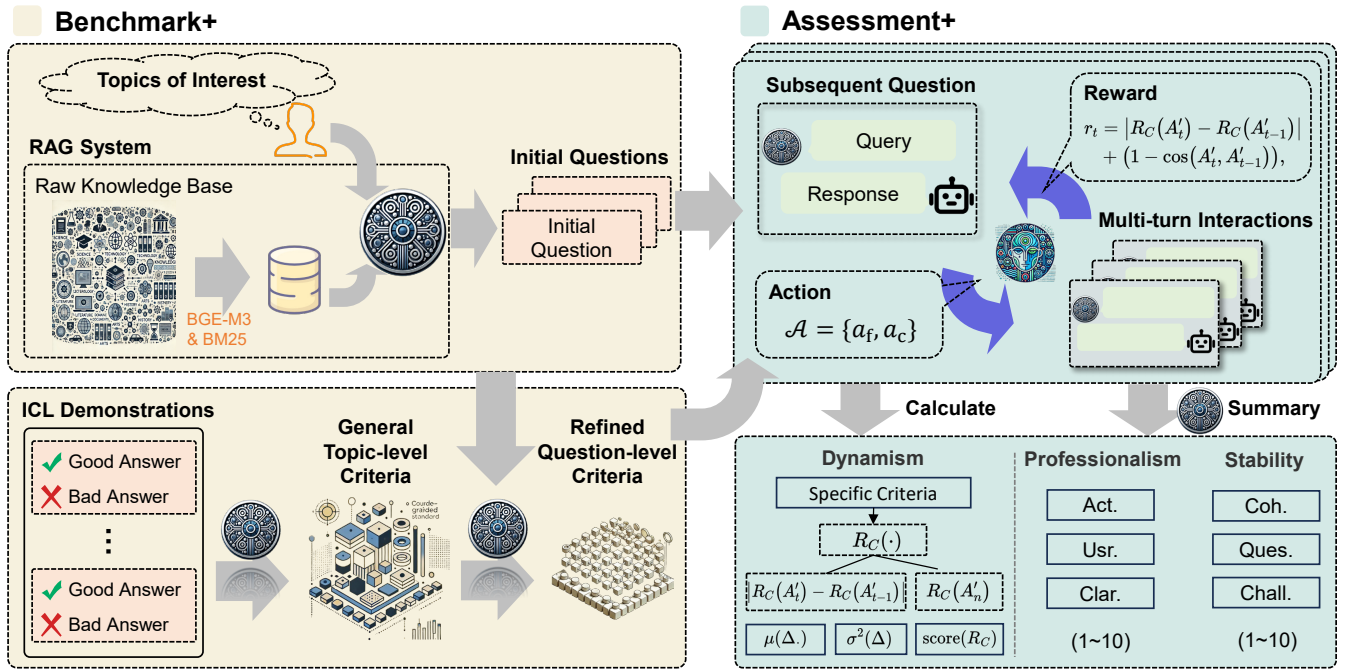


Figure 3: The pipeline of Benchmark+ and Assessment+ implementation. The left section depicts the construction of Benchmark+. It first automatically generates initial questions built upon the RAG system. Good and bad answer examples are provided to establish general criteria through in-context learning, and these are further refined into question-specific criteria for each generated question. The right section shows the Assessment+ pipeline, which incorporates RL-driven exploration and multi-scale evaluation. The RL-based interactions introduce a dynamic element to Benchmark+, enabling more adaptive and comprehensive assessments.

A Ablation Study

We investigate the impact of the trainable decision-making RL module and its components in TESTAGENT through an ablation study, with the results shown in Table 2. Specifically, we compare three variants of TESTAGENT: TESTAGENT (Pre-RL), which refers to the framework before RL training; TESTAGENT (EmbeddingQ), which uses a 1024-dimensional question embedding in the state space rather than the vanilla 1-dimensional question type setting; TESTAGENT (NoQ), where the question type is removed from the state space; and TESTAGENT (LLM-Only), a framework without the RL module, where the follow-up question or challenge is decided solely by LLM based on prompts.

The evaluation metrics focus on the average return of a conversation, the model challenge completion rate (Challenge Ratio), and the model follow-up question completion rate (Question Ratio). Specifically, the model is expected to challenge when the score change is small (< 0.02), indicating insufficient new information, and to ask follow-up questions when the score change is large (> 0.25), signifying relevant information has been obtained. The actual number of challenges (or follow-up questions) divided by the expected number yields the corresponding ratios.

RL Module. The results demonstrate that reinforcement learning training enhances the evaluation performance of TESTAGENT. In the government domain, the TESTAGENT after RL training achieves the highest return of 1.77, outperforming both TESTAGENT (Pre-RL), which achieves 0.46. This trend is consistent in the legal, medical, and reading comprehension domains. Additionally, the Challenge and Question Ratios show notable improvements as a result of RL training. It is worth noting that TESTAGENT (LLM-Only), which relies solely on the LLMs without the RL module, achieves a perfect score in the Question Ratios. However, this performance stems from mechanical behavior, as it consistently adopts a follow-up questioning strategy (Question Ratio = 1) without adapting to the quality of the model’s responses. This rigid approach prevents TESTAGENT (LLM-Only) from exploring the performance boundaries of the target model, let alone providing a comprehensive evaluation of stability. These findings highlight the crucial role of reinforcement learning in facilitating more effective decision-making processes, enabling the system to flexibly determine when to question or challenge the target model during multi-turn conversations, thereby offering a deeper and more nuanced evaluation.

State Space. We investigate the impact of state space design on RL performance, using the government domain as a case study. The structure of the state space is a critical factor in RL training. Specifically, removing question information from the state space, as seen in TESTAGENT (NoQ), results in a significant performance decline, evidenced by the low returns observed during training. Conversely, incorporating high-dimensional question embeddings into the state space, as in TESTAGENT (EmbeddingQ), also hinders effective learning. Furthermore, the Challenge and Question ratios exhibit reduced performance

Metrics	dim(Q)	Train	Return	Challenge Ratio	Question Ratio
Government					
TestAgent	1	✓	1.77	0.96	1.00
TestAgent (EmbeddingQ)	1024	✓	0.64	0.66	0.61
TestAgent (NoQ)	-	✓	0.61	0.58	0.56
TestAgent (Pre-RL)	1	✗	0.46	0.54	0.54
TestAgent (LLM-Only)	-	-	-	0.00	1.00
Medical					
TestAgent	1	✓	2.04	1.00	1.00
TestAgent (EmbeddingQ)	1024	✓	0.65	0.67	0.69
TestAgent (Pre-RL)	1	✗	0.56	0.45	0.64
Legal					
TestAgent	1	✓	1.91	1.00	1.00
TestAgent (EmbeddingQ)	1024	✓	0.69	0.61	0.64
TestAgent (Pre-RL)	1	✗	0.56	0.45	0.64
Reading Comprehension					
TestAgent	1	✓	3.49	1.00	0.98
TestAgent (EmbeddingQ)	1024	✓	0.72	0.56	0.56
TestAgent (Pre-RL)	1	✗	0.57	0.44	0.52

Table 2: Ablation Study of RL components. dim(Q) is the question dimension incorporated in the state space.

when the state space design is suboptimal. In other domains, TESTAGENT (EmbeddingQ) also performs poorly, reflecting the limitations of high-dimensional embeddings in facilitating effective learning. These findings underscore the importance of appropriately incorporating question information into the state space to ensure effect and robustness when handling complex, multi-turn interactions.

B Meta-Evaluation

Meta-Evaluation on Benchmark+. We randomly sample 50 sets of conversations from each domain, and five human experts independently rate the generated questions and criteria across the following five dimensions on a scale from 1 to 5: *Relevancy* evaluates whether the generated questions are domain-appropriate and aligned with the specific topic under analysis. *Scenarios* evaluates how well the questions are grounded in realistic user contexts, reflecting practical, situation-based use cases. *Coherence* focuses on the thematic consistency across multiple turns in a dialogue. *Completeness* gauges whether the generated criteria cover the key aspects to answer the generated questions. Lastly, *Logic* measures the logical structure and reasoning within the generated criteria.

Metrics	Questions						Criteria			
	<i>Relevancy</i>		<i>Scenarios</i>		<i>Coherence</i>		<i>Completeness</i>		<i>Logic</i>	
	μ	σ^2	μ	σ^2	μ	σ^2	μ	σ^2	μ	σ^2
Human	4.93	0.0014	4.80	0.013	4.90	0.0035	4.79	0.014	4.85	0.0076

Table 3: Alignment of generated Questions and Criteria with Human Evaluation. Five human evaluators scored the generated content on a scale of 1 to 5. For each metric, we report the mean score (μ) and variance (σ^2), representing the evaluators’ assessment of the content quality across different dimensions.

The average scores and variance for each metric are reported in Table 3. The results demonstrate that the generated questions are highly relevant to the domains under consideration, with an average *Relevancy* score of 4.93 and a minimal variance of 0.0014. Furthermore, the questions are well-aligned with real-user scenarios and remain strong coherence with the specific topics in multi-turn interaction. Regarding evaluation criteria, the *Completeness* score of 4.79 indicates TESTAGENT’s capacity to extract and formulate relevant criteria that effectively cover key aspects required to address the generated questions. The *Logic* score of 4.85, accompanied by a variance of 0.0076, further confirms the logical structure of the criteria. The consistently high average scores across all metrics, combined with the small variances, indicate the reliability and precision of the TESTAGENT system in generating both questions and criteria that are well-aligned with human judgment, reinforcing the system’s robustness

and effectiveness in dynamic benchmark generation.

Meta-Evaluation on Kernel Model. We conducted experiments using GPT-4o and DeepSeek-V3 as kernel models, collecting 120 topics in total (60 from GPT-4o and 60 from DeepSeek-V3), resulting in 600 rounds of dialogue (5 rounds per interaction). Three human experts independently evaluated the scores given by kernel models for these dialogues, assigning a score of 1 if they agreed with the model’s rating and 0 otherwise. We measured the Inter-Annotator Agreement (IAA) by averaging Cohen’s Kappa coefficients for each annotator pair in Table 5, yielding an average IAA of 0.820. This indicates the near-perfect agreement among the annotators. The final evaluation results are shown in Table 4.

Model	μ	σ^2
GPT-4o	0.974	0.025
DeepSeek-V3	0.957	0.040

Table 4: Model Scoring Performance. μ and σ^2 denote the average score and the variance of human satisfaction, respectively.

Annotator Pair	κ
A + B	0.792
B + C	0.812
A + C	0.850

Table 5: Cohen’s Kappa (κ) for Annotators.

From the results, we observe that GPT-4o achieves high human satisfaction ($\mu=0.974$) with stable performance ($\sigma^2=0.025$), i.e., it produces more accurate scores for the response. DeepSeek-V3 performs slightly lower, with a satisfaction score of 0.957. Overall, both kernel models demonstrate relatively high reliability, confirming the validity of our evaluation approach.

C Comparison of Traditional Metric and TestAgent

We compute Pearson, Spearman, and Kendall-Tau correlation coefficients to gauge the difference between TESTAGENT’s scores and conventional metrics ROUGE [Lin, 2004]. As shown in Table 6, TESTAGENT exhibits a notable difference from the ROUGE metric, highlighting its effectiveness in evaluating dynamically generated, open-ended conversations. ROUGE metric often errs when measuring the similarity between long sentences and standard answers, While TESTAGENT demonstrates a robust capability in handling lengthy texts, accurately assigning scores to reflect correctness. This explains the observed differences in their correlation coefficients.

Metrics	Pearson	Spearman	Kendall-Tau	variance
ROUGE	0.677	0.669	0.628	0.136

Table 6: Pearson, Spearman, Kendall-Tau correlation coefficients of the score assigned by TESTAGENT with ROUGE and their variance.

D Performance on Topics

We investigate model performance on domain-specific topics. In particular, from the eight topics in the government domain, we select the **unit**, **amend**, and **establish** topics; from the medical domain, we choose **disease information** and **department introduction**; from the legal domain, we select **criminal charge** and **case judgment**; and the reading comprehension domain is included for comparison.

As shown in Figure 4, GPT-4o demonstrates significantly higher performance than other models on the **establish** topic in the government domain and the **case judgment** topic in the legal domain. Qwen2.5-72B-Instruct outperforms the others on the **unit** topic, while DeepSeek-V3 excels on the **amend** topic. The models exhibit similar performance trends across domains. In the medical domain, their scores are relatively higher for the **department introduction** topic than for **disease information**, whereas their performance in the government domain is consistently lower across all topics. Overall, while most models achieve robust performance in reading comprehension, their effectiveness in all vertical domains remains limited. These findings further highlight the importance of TESTAGENT for providing detailed, multi-dimensional evaluations across vertical domains.

E Reliability Analysis

In this work, the kernel model acts as multiple agents, performing subtasks by designing different prompts to complete the entire pipeline. During this process, we have utilized retrieval-augmented generation (RAG), in-context learning (ICL) and other prompt engineering (e.g. CoT) techniques to minimize errors at each step. In fact, the reliance on the kernel model is inherent to most agent-based methods, as all LLM-driven approaches fundamentally rely on the correctness of the underlying LLM. For example, similar evaluation works such as KIEval [Yu *et al.*, 2024] use LLMs to assess the answer quality, and in cross-domain applications, ChatDev [Qian *et al.*, 2024] employs multi-agent collaboration to construct software. To further enhance the credibility and optimize our framework, we propose the following approaches:

- Improving Standards: Currently, we utilize retrieval-augmented generation (RAG) to ensure the accuracy of the evaluation standards. In the future, we plan to integrate search capabilities to calculate the reliability of standard generation.

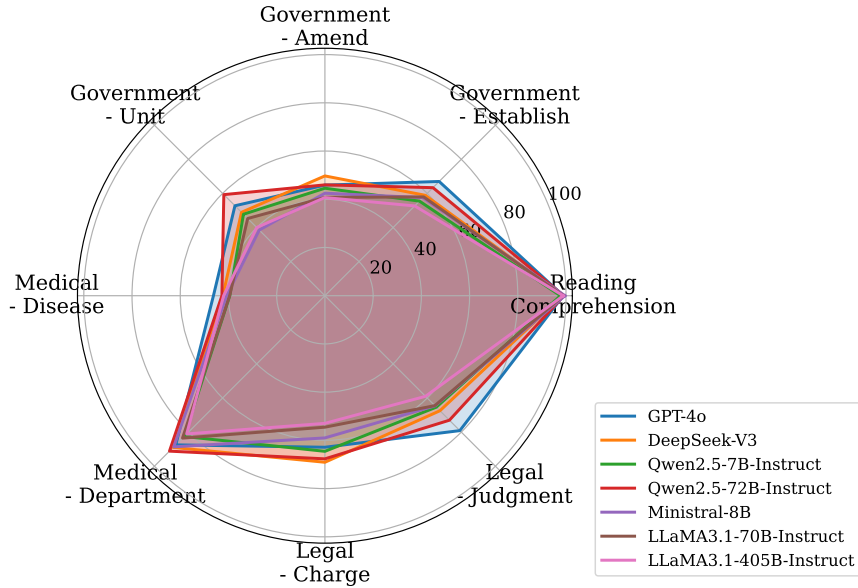


Figure 4: Evaluation of 7 LLMs using our automatically constructed multi-turn benchmark by TestAgent. Comparison by topics in 3 vertical domains and an activated general domain. The metric is the last-turn score, where a higher score indicates a stronger capability in the topic.

- **Enhancing Score Calculation:** It is possible to explore evaluation methods guided by regularization and external knowledge, rather than relying entirely on the capabilities of the kernel model. Alternatively, reasoning models such as GPT-o1 could be used to provide a process of reasoning.
- **Optimizing model capabilities:** An alternative approach is to use different kernel models at various stages, allowing for fine-tuning specific models to enhance task-specific performance. For example, during the judgment phase, a model specifically fine-tuned for discrimination, such as Pandalm [Wang *et al.*, 2024c], can be used. This approach enables task decomposition and allows for the preference selection of models with different risk profiles, thereby mitigating the risk of misjudgments.

F Related Works

Multi-turn Evaluation. MT-bench [Zheng *et al.*, 2023] is the first benchmark build for multi-turn instruction-following evaluation, which contains two-turn questions for each dialogue. MT-Bench++ [Sun *et al.*, 2023b] extent MT-bench to an eight-turn evaluation dataset with six manually written instructions. To better capture the complexity of multi-turn dialogue scenarios, MT-bench-101 [Bai *et al.*, 2024] formulated a three-tier hierarchical ability taxonomy and used GPT-4o to collect questions focused on these abilities. Similarly, MT-Eval [Kwan *et al.*, 2024] constructs multi-turn queries by augmenting existing datasets and creating new examples with GPT-4o. The study by [Wang *et al.*, 2024a] collected authentic feedback from real users, forming a multi-cultural, multi-LLMs user-reported scenario dataset. However, these benchmarks are collected as static datasets, which overlook the role of dynamic evaluation.

Dynamic Evaluation. DyVal [Zhu *et al.*, 2023] leverages the structural advantage of directed acyclic graphs to dynamically generate evaluation sets on reasoning tasks. KIEval [Yu *et al.*, 2024] generalizes to more tasks, which access the output of evaluated models to existing datasets and repeatedly confirms the reasons behind the model’s choices, addressing the issue of data contamination. AgentBench [Liu *et al.*, 2023] evaluates the ability of LLMs to act as agents in open-ended generation settings. DynaEval [Li *et al.*, 2024] evaluates the ability of LLMs to complete tasks through cooperative or adversarial interactions with users. MINT [Wang *et al.*, 2024b] was developed to evaluate LLMs’ task-solving abilities of using tools and natural language feedback in multi-turn interactions. However, these works focus on evaluating the general capabilities of LLMs, remaining a challenge when applied to vertical domains. By revisiting the elements of evaluation and leveraging the Retrieval-Augmented Generation (RAG) [Lewis *et al.*, 2020] technique, we propose a novel evaluation protocol that enables real-time, dynamic, and automated generation of multi-turn benchmarks for arbitrary vertical domains.

RL for LLMs. Recent research has explored the use of reinforcement learning (RL) in prompt optimization for LLMs. RLPROMPT [Deng *et al.*, 2022] presents an efficient approach to optimize discrete prompts without the need for gradient information. TEMPERA [Zhang *et al.*, 2023] introduces a novel action space for flexible prompt editing, adapting to different queries. PILLOW [Qi *et al.*, 2023] utilizes RL to enhance the performance of Low-Rank Adaptation by intelligently selecting and concatenating prompts from a user-defined pool, reducing computational costs. PRewrite [Kong *et al.*, 2024] automates the

rewriting of prompts via RL for improved performance on downstream tasks. Prompt-OIRL [Sun *et al.*, 2023a] utilizes offline inverse reinforcement learning to optimize prompts economically, demonstrating the potential of RL in prompt engineering for LLMs. Inspired by such ideas, we frame the user-centered benchmark construction as a question-challenge decision problem, and leverage RL to perform automatic prompt selection in multi-turn question generation. In this manner, our RL-driven multi-turn dialogues explore the domain model capability via generating follow-up questions or challenging based on model response.

G Evaluation Subjects

Human. All of our experts are researchers with a minimum of a master’s degree in fields related to artificial intelligence. They voluntarily participated in evaluating our work and reached a consensus on the intended use of the data.

For the meta-evaluation of Benchmark+, experts were provided with the following guidelines: ”You are presented with multi-turn questions and corresponding evaluation criteria generated for the {domain} domain. Please them on a scale from 1 to 5 across the following five dimensions: 1. Relevancy: Assess whether the generated questions are appropriate for the domain and align with the specific topic being analyzed. 2. Scenarios: Evaluate how well the questions reflect practical, real-world situations and user contexts relevant to the domain. 3. Coherence: Consider the consistency of the questions across multiple turns within a dialogue, ensuring they maintain a clear thematic connection. 4. Completeness: Determine if the criteria sufficiently cover all the key aspects needed to address the generated questions. 5. Logic: Evaluate the logical flow and reasoning presented in the criteria, ensuring they are structured in a sound and coherent manner. Please use this scale to rate each dimension, ensuring your feedback is clear and consistent across all evaluations.”

For the meta-evaluation of the kernel model, each expert received the following instructions: “You are presented with several conversations between a target model and a kernel model, where the kernel model scores the target model. Please assess the reasonableness and stability of the kernel model’s scoring and assign a score of 1 if you are satisfied with the scoring, or 0 if you are not.”

Industry. The LLMs industry chain is divided into three layers: the infrastructure layer, the model and tools layer, and the application layer. Our survey covers 16 companies in the infrastructure layer, with leading enterprises including Shanghai Supercomputer Center, Tencent Yangtze River Delta Artificial Intelligence Advanced Computing Center, Alibaba Cloud East China Intelligent Computing Center, and Huawei Software Technologies Co., Ltd. The model and tools layer includes 20 companies, with key players such as Shanghai SenseTime Intelligent Technology Co., Ltd., Shanghai Artificial Intelligence Laboratory, Shanghai Xiyu Technology Co., Ltd., and Huawei Software Technologies Co., Ltd. The application layer consists of 34 companies, with leading enterprises including Transwarp Technology (Shanghai) Co., Ltd., iFLYTEK Co., Ltd., Shanghai Kuanyu Digital Technology Co., Ltd., Alibaba Network Technology Co., Ltd., and Silicon Intelligence Technology Co., Ltd.

H Case Study in Medical Domain

The following cases illustrate the evaluation process in detail, demonstrating that TESTAGENT can effectively generate benchmarks for vertical domains and perform automatic assessment that meets realistic needs.

Initial Questions for Disease Topic

1. What are the common symptoms of decompression sickness?
2. What are the main clinical manifestations of SARS?
3. What are the emergency treatment methods for allergic shock?
4. What are the arterial blood gas analysis criteria for respiratory failure?
5. What are the common symptoms of tuberculous empyema?
6. How can the occurrence of septic shock be prevented?
7. What are the main causes of sick building syndrome?
8. How can the occurrence of respiratory foreign bodies in children be prevented?

General Criterion for Disease Topic

1. **Disease Name:**
 - Clearly state the full name of the disease, including common aliases.
2. **Disease Description:**
 - Provide a concise and detailed definition or background information, covering causes, symptoms, and related important features.
3. **Disease Classification:**
 - Mention the medical classification of the disease, such as internal medicine, respiratory medicine, pediatrics, etc.
4. **Preventive Measures:**
 - List feasible and effective preventive methods.

5. Causes of Illness:

- Clarify the main pathogenic factors and related triggers.

6. Pathogenesis:

- Briefly explain the biological mechanism or pathological process of the disease.

7. Symptoms:

- List specific and common symptoms or signs.

8. Insurance Status:

- Indicate whether the disease is covered by health insurance.

9. Incidence Probability:

- Provide data on the incidence or probability of occurrence of the disease.

10. Susceptible Population:

- Identify high-risk groups or those prone to the disease.

11. Transmission Method:

- Explain the main transmission routes of the disease; if non-contagious, specify as such.

12. Comorbid Conditions:

- Mention other health problems or complications that may coexist with this disease.

13. Consultation Department:

- Recommend the medical department patients should visit.

14. Treatment Methods:

- Describe the main treatment approaches, including both pharmacological and non-pharmacological treatments.

15. Treatment Duration:

- Provide an approximate time range for treatment.

16. Cure Probability:

- Provide data on the cure rate for the disease.

17. Common Medications:

- List common medications used to treat this disease.

18. Treatment Costs:

- Provide an estimated cost range for treating this disease.

19. Diagnostic Tests:

- List possible examinations and tests needed for diagnosing this disease.

20. Recommended Diet:

- Provide a list of foods suggested for patients.

21. Prohibited Foods:

- Provide a list of foods patients should avoid.

22. Recommended Recipes:

- Provide one or two suitable recipes or food combinations for patients.

23. Recommended Medications:

- List specific brands or manufacturers of recommended medications.

24. Detailed Medication Information:

- Provide detailed information on some recommended medications, including drug names and manufacturers.

Refined Criterion for Question: “What are the emergency treatment methods for allergic shock?”

1. Disease Name:

- Clearly state the full name of the disease: Anaphylactic Shock

2. Disease Description:

- Provide a concise and detailed definition or background information: Anaphylactic shock is a systemic rapid allergic reaction primarily characterized by acute peripheral circulation insufficiency, triggered by specific allergens that are generally harmless to the human body in patients with an allergic constitution.

- Cover causes, symptoms, and related important features: Causes include antibiotics, local anesthetics, vitamins, etc.; symptoms include skin itching, hives, difficulty breathing, chest tightness, coughing, abdominal pain, nausea, vomiting, dizziness, and pallor.

3. Disease Classification:

- Mention the medical classification of the disease: Medical Encyclopedia, Emergency Medicine

4. Preventive Measures:

- List feasible and effective preventive methods: Consult detailed allergy history before medication, minimize unnecessary injections, prefer oral formulations, and observe allergic patients for 15–20 minutes after injections. Conduct skin prick

tests to avoid using medications that may yield positive results.

5. Causes of Illness:

- Clarify the main pathogenic factors and related triggers: Endocrine substances, enzymes, pollen extracts, food, antisera, occupational exposure proteins, insect venoms, etc.

6. Pathogenesis:

- Briefly explain the biological mechanism or pathological process: External antigenic substances entering the body can stimulate the immune system to produce corresponding antibodies. The production of IgE varies significantly among individuals due to genetic differences. These specific IgE have a strong affinity for target cells in the skin, bronchi, blood vessel walls, etc. When the same antigen contacts a sensitized individual again, it can trigger a widespread Type I hypersensitivity reaction.

7. Symptoms:

- List specific and common symptoms or signs: Pale lips, fainting, altered consciousness, hives, consciousness disorders, palpitations, hypotension, etc.

8. Insurance Status:

- Indicate whether the disease is covered by health insurance: No

9. Incidence Probability:

- Provide data on the incidence or probability of occurrence of the disease: 0.001%

10. Susceptible Population:

- Identify high-risk groups or those prone to the disease: Individuals with an allergic constitution

11. Transmission Method:

- Explain the main transmission routes of the disease; if non-contagious, specify as such: Non-contagious

12. Comorbid Conditions:

- Mention other health problems or complications that may coexist with this disease: Edema

13. Consultation Department:

- Recommend the medical department patients should visit: Emergency Department

14. Treatment Methods:

- Describe the main treatment approach: Immediate on-site rescue upon occurrence

15. Treatment Duration:

- Provide an approximate time range for treatment: Depends on the specific situation

16. Cure Probability:

- Provide data on the cure rate for the disease: 80%

17. Common Medications:

- List common medications used to treat this disease: Diphenhydramine hydrochloride injection, Naloxone hydrochloride injection, Epinephrine hydrochloride injection, Dobutamine glucose injection, Hydrocortisone injection, Dextrose 40 injection, Sodium hydrocortisone succinate for injection

18. Treatment Costs:

- Provide an estimated cost range for treating this disease: Approximately (5000-10000 yuan) at a city-level top-tier hospital

19. Diagnostic Tests:

- List possible examinations and tests needed for diagnosing this disease: Electrocardiogram, Free heparin time, Complete blood count, Blood biochemical panel, Renal function tests, Intradermal enzyme tests, Heparin-antithrombin IV complex, Streptomycin intradermal test, Central venous pressure measurement (CVP)

20. Recommended Diet:

- Provide a list of foods suggested for patients: Eggs, quail eggs, sesame seeds, pumpkin seeds

21. Prohibited Foods:

- Provide a list of foods patients should avoid: Honey, white lentils, crabs, lard (rendered fat)

22. Recommended Recipes:

- Provide one or two suitable recipes or food combinations for patients: None

23. Recommended Medications:

- List specific brands or manufacturers of recommended medications: Suicheng Pharmaceutical Diphenhydramine hydrochloride injection, Fuan Pharmaceutical Group Sodium hydrocortisone succinate for injection, Shiyao Silver Lake Epinephrine hydrochloride injection, Wuzhong Pharmaceutical Naloxone hydrochloride injection, Jinyao Pharmaceutical Epinephrine hydrochloride injection, Beijing Yongkang Pharmaceutical Epinephrine hydrochloride injection, Sunuo Naloxone hydrochloride injection, Haiwangfuyuan Dobutamine glucose injection, Aierhaitai Naloxone hydrochloride injection, Disainuo Pharmaceutical Naloxone hydrochloride injection, Changzheng Fumin Jingshan Dextrose 40 injection, Jiangsu Yuanheng Dextrose 40 injection, Yunchong Pharmaceutical Dextrose 40 injection, Tianfeng Pharmaceutical Dextrose 40 injection, Yuandong Pharmaceutical Naloxone hydrochloride injection, Beijing Yongkang Pharmaceutical

Diphenhydramine hydrochloride injection, Lijun Pharmaceutical Hydrocortisone injection, Tianyi Qinkun Dextrose 40 injection, Baiyunshan Mingxing Epinephrine hydrochloride injection, Yue Pharmaceutical Dextrose 40 injection, Dikan Changjiang Pharmaceutical Epinephrine hydrochloride injection, Chengdu Tiantai Mountain Pharmaceutical Naloxone hydrochloride injection, Yonghe Pharmaceutical Dextrose 40 injection

24. Detailed Medication Information:

- Provide detailed information on some recommended medications, including drug names and manufacturers: Suicheng Pharmaceutical Diphenhydramine hydrochloride injection, Fuan Pharmaceutical Group Sodium hydrocortisone succinate for injection, Shiyao Silver Lake Epinephrine hydrochloride injection, Wuzhong Pharmaceutical Naloxone hydrochloride injection, Jinyao Pharmaceutical Epinephrine hydrochloride injection, Beijing Yongkang Pharmaceutical Epinephrine hydrochloride injection, Sunuo Naloxone hydrochloride injection, Haiwangfuyuan Dobutamine glucose injection, Aierhaitai Naloxone hydrochloride injection, Disainuo Pharmaceutical Naloxone hydrochloride injection, Changzheng Fumin Jingshan Dextrose 40 injection, Jiangsu Yuanheng Dextrose 40 injection, Yunchong Pharmaceutical Dextrose 40 injection, Tianfeng Pharmaceutical Dextrose 40 injection, Yuandong Pharmaceutical Naloxone hydrochloride injection, Beijing Yongkang Pharmaceutical Diphenhydramine hydrochloride injection, Lijun Pharmaceutical Hydrocortisone injection, Tianyi Qinkun Dextrose 40 injection, Baiyunshan Mingxing Epinephrine hydrochloride injection, Yue Pharmaceutical Dextrose 40 injection, Dikan Changjiang Pharmaceutical Epinephrine hydrochloride injection, Chengdu Tiantai Mountain Pharmaceutical Naloxone hydrochloride injection, Yonghe Pharmaceutical Dextrose 40 injection.

Below, we present the 6-turn interaction starting from the initial question “What are the emergency treatment methods for allergic shock?”

Turn 0

Initial Question: What are the emergency treatment methods for allergic shock?

Full marks: 1. Disease Name: 1 point; 2. Disease Description: 2 points; 3. Disease Classification: 1 point; 4. Preventive Measures: 1 point; 5. Causes of Disease: 1 point; 6. Pathogenesis: 1 point; 7. Symptoms: 1 point; 8. Insurance Status: 1 point; 9. Incidence Probability: 1 point; 10. Vulnerable Population: 1 point; 11. Transmission Method: 1 point; 12. Comorbidities: 1 point; 13. Consultation Department: 1 point; 14. Treatment Method: 1 point; 15. Treatment Duration: 1 point; 16. Cure Probability: 1 point; 17. Common Medications: 1 point; 18. Treatment Cost: 1 point; 19. Examination Items: 1 point; 20. Suitable Diet: 1 point; 21. Forbidden Diet: 1 point; 22. Recommended Recipes: 1 point; 23. Recommended Medications: 1 point; 24. Medication Details: 1 point.

Answer: Allergic shock is a severe allergic reaction that usually requires emergency treatment. Here are the common emergency treatment methods for allergic shock: Stay calm, have the patient lie flat, loosen the collar and belt, and ensure the airway is clear. Immediately administer intravenous epinephrine to dilate blood vessels and increase blood pressure. Monitor vital signs such as blood pressure, heart rate, and respiration, and record the time for the doctor’s diagnosis and treatment. If the patient has difficulty breathing, perform artificial respiration and initiate cardiopulmonary resuscitation. Transport the patient to the hospital for treatment, including fluid and blood transfusion support. It is important to note that if the patient experiences severe allergic reactions, such as difficulty breathing, rapid heartbeat, or confusion, call emergency services or take them to the hospital immediately.

Summarized Answer: Allergic shock is a severe allergic reaction that requires emergency treatment. Common emergency treatment methods include: Stay calm, have the patient lie flat, loosen the collar and belt, and ensure the airway is clear. Immediately administer intravenous epinephrine to dilate blood vessels and increase blood pressure. Monitor the patient’s blood pressure, heart rate, and respiration, and record the time for the doctor’s diagnosis and treatment. If the patient has difficulty breathing, perform artificial respiration and initiate cardiopulmonary resuscitation. Transport the patient to the hospital for treatment, including fluid and blood transfusion support. It is important to note that if the patient experiences severe allergic reactions, such as difficulty breathing, rapid heartbeat, or confusion, call emergency services or take them to the hospital immediately.

Score: 1. Disease Name: 1/1; 2. Disease Description: 0/2; 3. Disease Classification: 0/1; 4. Preventive Measures: 0/1; 5. Causes of Disease: 0/1; 6. Pathogenesis: 0/1; 7. Symptoms: 0/1; 8. Insurance Status: 0/1; 9. Incidence Probability: 0/1; 10. Vulnerable Population: 0/1; 11. Transmission Method: 0/1; 12. Comorbidities: 0/1; 13. Consultation Department: 0/1; 14. Treatment Method: 1/1; 15. Treatment Duration: 0/1; 16. Cure Probability: 0/1; 17. Common Medications: 0/1; 18. Treatment Cost: 0/1; 19. Examination Items: 0/1; 20. Suitable Diet: 0/1; 21. Forbidden Diet: 0/1; 22. Recommended Recipes: 0/1; 23. Recommended Medications: 0/1; 24. Medication Details: 0/1.

Total Score: 2/25.

Turn 1

Follow-up Question: What are the causes of allergic shock?

Answer: The causes of allergic shock may be due to allergic reactions, which can include: drug allergies (certain medications such as antibiotics, hormones, anticoagulants, non-steroidal anti-inflammatory drugs, etc.), food allergies

(such as eggs, peanuts, milk, etc.), environmental factors (such as climate changes, air pressure changes, pollen, etc.), and psychological factors (such as emotional fluctuations, anxiety, stress, etc.). In summary, allergic shock is a serious allergic reaction that requires emergency treatment.

Summarized Answer: Allergic shock is a severe allergic reaction that usually requires emergency treatment. Common emergency treatment methods include: remain calm, have the patient lie flat, loosen the collar and belt to ensure the airway is clear; immediately administer intravenous epinephrine to dilate blood vessels and increase blood pressure; monitor vital signs such as blood pressure, heart rate, and respiration, and record the time for the doctor's diagnosis and treatment. If the patient has difficulty breathing, perform artificial respiration and initiate cardiopulmonary resuscitation. Transport the patient to the hospital for treatment, including fluid and blood transfusion support. It is important to note that if the patient experiences severe allergic reactions, such as difficulty breathing, rapid heartbeat, or confusion, call emergency services or take them to the hospital immediately.

Score: 1. Disease Name: 1/1; 2. Disease Description: 0/2; 3. Disease Classification: 0/1; 4. Preventive Measures: 0/1; 5. Causes of Disease: 1/1; 6. Pathogenesis: 0/1; 7. Symptoms: 0/1; 8. Insurance Status: 0/1; 9. Incidence Probability: 0/1; 10. Vulnerable Population: 0/1; 11. Transmission Method: 0/1; 12. Comorbidities: 0/1; 13. Consultation Department: 0/1; 14. Treatment Method: 1/1; 15. Treatment Duration: 0/1; 16. Cure Probability: 0/1; 17. Common Medications: 0/1; 18. Treatment Cost: 0/1; 19. Examination Items: 0/1; 20. Suitable Diet: 0/1; 21. Forbidden Diet: 0/1; 22. Recommended Recipes: 0/1; 23. Recommended Medications: 0/1; 24. Medication Details: 0/1.

Total Score: 3/25.

————— Turn 2 —————

Follow-up Question: What is the pathogenesis of allergic shock?

Answer: The pathogenesis of allergic shock is quite complex and involves multiple factors. Some common mechanisms include: 1. Allergic reactions: Allergens are a significant cause of allergic shock, which may include certain drugs, foods, and pollen. 2. Immune system abnormalities: Allergic reactions can be caused by immune system dysfunction, such as allergic asthma and allergic rhinitis. 3. Vascular spasms: Allergic reactions can also lead to vascular spasms, contributing to conditions like allergic shock and allergic dermatitis. 4. Neural reflexes: Allergic reactions may involve responses from the nervous system, as seen in allergic shock and allergic asthma. In summary, the pathogenesis of allergic shock is complex and requires comprehensive analysis and diagnosis based on specific circumstances.

Summarized Answer: Allergic shock is a severe allergic reaction that usually requires emergency treatment. Common emergency treatment methods include: remain calm, have the patient lie flat, loosen the collar and belt to ensure the airway is clear; immediately administer intravenous epinephrine to dilate blood vessels and increase blood pressure; monitor vital signs such as blood pressure, heart rate, and respiration, and record the time for the doctor's diagnosis and treatment. If the patient has difficulty breathing, perform artificial respiration and initiate cardiopulmonary resuscitation. Transport the patient to the hospital for treatment, including fluid and blood transfusion support. It is important to note that if the patient experiences severe allergic reactions, such as difficulty breathing, rapid heartbeat, or confusion, call emergency services or take them to the hospital immediately.

Score: 1. Disease Name: 1/1; 2. Disease Description: 0/2; 3. Disease Classification: 0/1; 4. Preventive Measures: 0/1; 5. Causes of Disease: 1/1; 6. Pathogenesis: 0.5/1; 7. Symptoms: 0/1; 8. Insurance Status: 0/1; 9. Incidence Probability: 0/1; 10. Vulnerable Population: 0/1; 11. Transmission Method: 0/1; 12. Comorbidities: 0/1; 13. Consultation Department: 0/1; 14. Treatment Method: 1/1; 15. Treatment Duration: 0/1; 16. Cure Probability: 0/1; 17. Common Medications: 0/1; 18. Treatment Cost: 0/1; 19. Examination Items: 0/1; 20. Suitable Diet: 0/1; 21. Forbidden Diet: 0/1; 22. Recommended Recipes: 0/1; 23. Recommended Medications: 0/1; 24. Medication Details: 0/1.

Total Score: 3.5/25.

————— Turn 3 —————

Challenge: Are vascular spasms and neural reflexes the main mechanisms of pathogenesis in allergic shock?

Answer: Yes, the pathogenesis of allergic shock is quite complex and involves multiple factors. Specifically, vascular spasms and neural reflexes are among the main mechanisms of allergic shock. The mechanisms include: 1. Allergic reactions: Allergens are a significant cause, which may include certain drugs, foods, and pollen. 2. Immune system abnormalities: Allergic reactions can result from immune system dysfunction, such as allergic asthma and allergic rhinitis. 3. Vascular spasms: Allergic reactions may lead to vascular spasms, contributing to conditions like allergic shock and allergic dermatitis. 4. Neural reflexes: Responses from the nervous system may also play a role, as seen in allergic shock and allergic asthma. In summary, the pathogenesis of allergic shock is complex and requires comprehensive analysis and diagnosis based on specific circumstances.

Summarized Answer: Allergic shock is a severe allergic reaction that usually requires emergency treatment. Common emergency treatment methods include: remain calm, have the patient lie flat, loosen the collar and belt to ensure the airway is clear; immediately administer intravenous epinephrine to dilate blood vessels and increase blood pressure; monitor vital signs such as blood pressure, heart rate, and respiration, and record the time for the doctor's diagnosis and treatment. If the patient has difficulty breathing, perform artificial respiration and initiate cardiopulmonary resuscitation.

Transport the patient to the hospital for treatment, including fluid and blood transfusion support. It is important to note that if the patient experiences severe allergic reactions, such as difficulty breathing, rapid heartbeat, or confusion, call emergency services or take them to the hospital immediately.

Evaluation: 1. Disease Name: 1/1; 2. Disease Description: 0/2; 3. Disease Classification: 0/1; 4. Preventive Measures: 0/1; 5. Causes of Disease: 1/1; 6. Pathogenesis: 0.5/1; 7. Symptoms: 0/1; 8. Insurance Status: 0/1; 9. Incidence Probability: 0/1; 10. Vulnerable Population: 0/1; 11. Transmission Method: 0/1; 12. Comorbidities: 0/1; 13. Consultation Department: 0/1; 14. Treatment Method: 1/1; 15. Treatment Duration: 0/1; 16. Cure Probability: 0/1; 17. Common Medications: 0/1; 18. Treatment Cost: 0/1; 19. Examination Items: 0/1; 20. Suitable Diet: 0/1; 21. Forbidden Diet: 0/1; 22. Recommended Recipes: 0/1; 23. Recommended Medications: 0/1; 24. Medication Details: 0/1.

Total Score: 3.5/25.

Turn 4

Follow-up Question: What are the symptoms of allergic shock?

Answer: The main symptoms of allergic shock include: difficulty breathing, rapid heartbeat, confusion, facial and limb cyanosis, nausea, vomiting, diarrhea, dizziness, flushing, sweating, abnormal heart function (increased or decreased blood pressure), respiratory symptoms (like allergic asthma and rhinitis), and neurological symptoms (such as confusion, seizures, and coma). It is important to note that the causes of allergic shock can be diverse and require comprehensive analysis and diagnosis.

Summarized Answer: Allergic shock is a severe allergic reaction that requires emergency treatment. Common emergency treatment methods include: keeping the patient calm, having them lie flat, loosening their collar and belt to maintain airway clearance; immediately administering intravenous epinephrine to dilate blood vessels and raise blood pressure; monitoring vital signs such as blood pressure, heart rate, and respiration while recording the time for proper medical assessment. If the patient experiences difficulty breathing, perform artificial respiration and initiate cardiopulmonary resuscitation. The patient should be transported to a hospital for supportive treatment, including fluid and blood transfusions. If severe symptoms like difficulty breathing, rapid heartbeat, or confusion occur, call emergency services or take the patient to the hospital immediately.

Evaluation: 1. Disease Name: 1/1; 2. Disease Description: 1.5/2; 3. Disease Classification: 0/1; 4. Preventive Measures: 0/1; 5. Causes of Disease: 1/1; 6. Pathogenesis: 0.5/1; 7. Symptoms: 1/1; 8. Insurance Status: 0/1; 9. Incidence Probability: 0/1; 10. Vulnerable Population: 0/1; 11. Transmission Method: 0/1; 12. Comorbidities: 0/1; 13. Consultation Department: 0/1; 14. Treatment Method: 1/1; 15. Treatment Duration: 0/1; 16. Cure Probability: 0/1; 17. Common Medications: 0/1; 18. Treatment Cost: 0/1; 19. Examination Items: 0/1; 20. Suitable Diet: 0/1; 21. Forbidden Diet: 0/1; 22. Recommended Recipes: 0/1; 23. Recommended Medications: 0/1; 24. Medication Details: 0/1.

Total Score: 6/25.

Turn 5

Follow-up Question: What are the specific physiological processes involved in the pathogenesis of allergic shock besides allergic reactions and immune system abnormalities?

Answer: The pathogenesis of allergic shock is complex and requires comprehensive analysis and diagnosis. Common mechanisms include: 1. Allergic reactions triggered by allergens such as drugs, food, or pollen; 2. Abnormal immune responses; 3. Vascular spasms, which may lead to conditions like allergic shock and dermatitis; 4. Neural reflexes related to the nervous system; 5. Neurological symptoms that can arise from the nervous system's influence; and 6. Respiratory symptoms associated with allergic reactions. Each case needs individual assessment.

Summarized Answer: Allergic shock is a serious allergic reaction that usually necessitates emergency treatment. Common emergency interventions include keeping the patient calm, having them lie flat, loosening clothing to ensure airway clearance, and immediately administering intravenous epinephrine to dilate blood vessels and elevate blood pressure. Vital signs should be monitored and recorded for further medical evaluation. If breathing difficulties arise, perform artificial respiration and initiate cardiopulmonary resuscitation. Transport the patient to the hospital for additional treatments like fluid and blood transfusion. It is crucial to act immediately if severe symptoms like difficulty breathing, rapid heartbeat, or confusion occur.

Evaluation: 1. Disease Name: 1/1; 2. Disease Description: 1.5/2; 3. Disease Classification: 0/1; 4. Preventive Measures: 0/1; 5. Causes of Disease: 1/1; 6. Pathogenesis: 0.5/1; 7. Symptoms: 1/1; 8. Insurance Status: 0/1; 9. Incidence Probability: 0/1; 10. Vulnerable Population: 0/1; 11. Transmission Method: 0/1; 12. Comorbidities: 0/1; 13. Consultation Department: 0/1; 14. Treatment Method: 1/1; 15. Treatment Duration: 0/1; 16. Cure Probability: 0/1; 17. Common Medications: 0/1; 18. Treatment Cost: 0/1; 19. Examination Items: 0/1; 20. Suitable Diet: 0/1; 21. Forbidden Diet: 0/1; 22. Recommended Recipes: 0/1; 23. Recommended Medications: 0/1; 24. Medication Details: 0/1.

Total Score: 6/25.

I Prompt

Prompt for General Domain-level Criteria

You are an expert in {Domain}. Below are some questions, reference answers, and apprentice responses for the {Topic} scenario: {Examples}.

Please summarize the shortcomings of the apprentice's response in one sentence. Finally, provide a brief list of criteria that others can use to evaluate responses to similar questions.

Prompt for Refined Question-level Criteria

You are an expert in {Domain}. Below is the knowledge base for the question {Question}.

Knowledge Base: {Retrieved Context}.

Your task is to refine the following response criteria based on the knowledge base, ignoring any aspects not covered in it.

Criteria: {General Criteria}.

Please refine the criteria related to answering the question based on the contents of the knowledge base, clearly listing the specific elements that the response should include in order to evaluate its performance. Do not simplify the content; only list the refined criteria without explanations or responses.

Prompt for Scoring

You are an expert in {Domain}. Below is the response from the model to be evaluated. Your task is to assess the model's capability. The evaluation criteria are as follows: {Refined Criteria}.

Model Response: {Answer}.

Please first list the criteria and the maximum score for each, with the maximum score being the number of key pieces of information for that criterion. Then, evaluate and score the response based on each criterion, providing the score/max score for each. Scoring can be in decimal form. Finally, present the total score/max score as a numerical value. Do not include greetings. Your output format should be:

{“Criteria and Full Marks”: “”, “Evaluation”: “”}.

Prompt for Initial Questions

You are a user of the {Domain} model. Please generate different user questions for the {Topic} scenario based on the context to evaluate the model's understanding of {Domain}. Ensure that the questions are fact-based, can be answered from the context, and are logically structured. List the questions directly without providing answers.

Relevant context: {Retrieved Context}.

Useful User Questions:

Prompt for Follow-up Questions

Please simulate a user of the {Domain} model. Based on the dialogue history and the scores assigned to the model's responses according to the criteria, generate a follow-up question targeting the areas with low scores in order to assess the model's understanding of {Domain}. The follow-up question should be answerable based on the criteria. Your follow-up should relate to the dialogue history.

Criteria: {Refined Criteria}.

Dialogue: {History}.

Score: {Score}.

Instructions: Your follow-up should aim to reference the model's responses while maintaining coherence in the dialogue and enhancing its interconnectedness. Please note that it is important not to disclose the content of the criteria. Do not include greetings; simply provide the follow-up question. Your question should be answerable based on the criteria.

Prompt for Challenges

You are a user of the {Domain} model. Below is the dialogue between you and the model, along with the evaluation criteria. Please pose a challenging question to the model in the form of “Are you sure your answer is correct?”

Criteria: {Refined Criteria}.

Dialogue: {History}.

Instructions: Your challenge should relate to the previous question and the criteria. It should be based on your historical questions while maintaining coherence in the dialogue and enhancing its interconnectedness. Do not include greetings; simply provide your challenge. Ensure that your challenge can be answered based on the evaluation criteria.

Prompt for Qualitative Evaluation

You are a {domain} expert, and your task is to provide a comprehensive evaluation of the model's capabilities. You need to assess the model's responses in terms of professionalism and stability:

Professionalism Evaluation:

1. Factual Accuracy: Is the information provided by the model accurate and consistent with established standards? You may refer to the score given.
2. Meeting User Needs: Does the response meet the purpose and needs expressed by the user? Does it provide a complete and appropriate answer to the question?
3. Clarity: Is the response clear and easy to understand? Does it use simple language and structure to allow the user to easily grasp the information?

Stability Evaluation:

1. Consistency: Does the model maintain consistency in the information it provides across multiple responses?
2. Handling of Challenges: Does the model maintain the correctness of its answers when faced with a challenge?
3. Handling of Follow-up Questions: Is the model able to provide further information when prompted with follow-up questions and address the evaluator's inquiries?

Note that longer responses are not always better. Short and concise responses that meet the above requirements are preferred.

Evaluation Procedure: When you begin your evaluation, you need to follow the below procedure:

1. Evaluate the AI assistant's response based on the different dimensions. After evaluating each dimension, assign a score between 1 and 10 for that dimension.
2. Finally, based on your evaluations of each dimension, provide an overall score for the model's professionalism and stability, respectively, on a 1-10 scale.
3. Your scoring should be as strict as possible and adhere to the following scoring rules: Overall, the higher the quality of the model's response, the higher the score.

-If the model's response contains irrelevant information, fundamental factual errors, or harmful content, the total score must be 1 to 2 points.

-If the model's response contains no severe errors and is mostly harmless but of poor quality and does not meet user needs, the total score should be 3 to 4 points.

-If the model's response generally meets the user's needs but performs poorly in some dimensions and is of medium quality, the total score should be 5 to 6 points.

-If the model's response is close in quality to the reference answer and performs well in all dimensions, the total score should be 7 to 8 points.

-Only if the model's response significantly exceeds the reference answer in quality, fully addressing the user's problem and all needs, and performing close to perfect across all dimensions, should the total score be 9 to 10 points.

Remember: You must provide an evaluation and explanation before assigning a score. After explaining each dimension, include the score for that dimension. Then, at the end of your response, return all your scores in the following dictionary format (including brackets), ensuring that all your scores are integers: {{'Dimension 1': score, 'Dimension 2': score, ..., 'Overall Score': score}}. For example: {{'Consistency': 9, 'Handling of Challenges': 6, ..., 'Stability Overall Score': 7}}, {{'Factual Accuracy': 9, 'Meeting User Needs': 6, ..., 'Professionalism Overall Score': 7}}.

Below is the conversation history and scoring, where the evaluator chooses to ask follow-up questions or challenge:

Conversation History and Scores: {History and Scores}

Evaluation Criteria: {Criteria}