

Model-Based Privacy-Preserving Knowledge Transfer for Large Language Models

Zhaomin Wu^{*1} Jizhou Guo^{*23} Junyi Hou¹ Bingsheng He¹ Lixin Fan⁴ Qiang Yang⁵⁴

Abstract

As large language models (LLMs) become more prevalent, effectively utilizing domain-specific knowledge while ensuring privacy has become critical. Existing methods often struggle to balance utility and privacy. For instance, retrieval-augmented generation (RAG) enables LLMs to access domain-specific knowledge but compromises the privacy of sensitive data. On the other hand, differentially private data synthesis techniques offer strong privacy guarantees but often result in poor utility. To address this challenge, we propose *Llamdex*, a novel framework that enhances LLMs using only models trained on domain-specific data, integrated into LLMs through carefully designed connection modules. Our approach significantly enhances the accuracy of domain-specific tasks, achieving up to a 26% accuracy improvement compared to state-of-the-art data synthesis methods under the same differential privacy constraints. Experimental results show that *Llamdex* not only improves the accuracy of LLM responses but also maintains comparable inference efficiency to the original LLM, highlighting its potential for real applications.

1. Introduction

The adoption of large language models (LLMs) has revolutionized various fields, yet their application in specialized domains handling sensitive data faces major challenges. State-of-the-art LLMs, such as Gemini (Team et al., 2023) and GPT-4o (OpenAI, 2023), are typically closed-source and owned by large companies (servers). These models, trained on public datasets but lacking vast data in private domains, often struggle in precision-critical fields such as

^{*}Equal contribution ¹National University of Singapore, Singapore ²This work was done during an internship at National University of Singapore. ³Shanghai Jiao Tong University, China ⁴WeBank, China ⁵Hong Kong University of Science and Technology. Correspondence to: Zhaomin Wu <zhaomin@nus.edu.sg>.

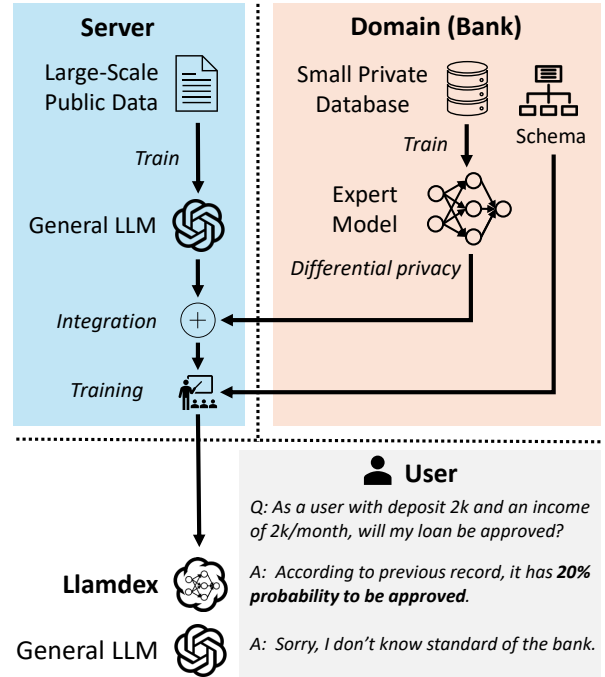


Figure 1. Overview of Llamdex training and deployment in financial inquiry applications

healthcare and finance. For instance, medical misdiagnoses can pose serious health risks, while financial errors can have substantial economic impacts. Servers' reluctance to share models and domain clients' inability to disclose sensitive data due to privacy concerns hinder the development of LLMs that effectively utilize domain-specific knowledge.

Existing knowledge transfer methods struggle to balance utility and privacy. Approaches like retrieval-augmented generation (RAG) (Zhang et al., 2024; Gao et al., 2023), transfer learning (He et al., 2021; Liu et al., 2023), and parameter-efficient fine-tuning (PEFT) (Hu et al., 2022a; Li & Liang, 2021) offer strong utility but require direct sharing of domain-specific data, raising privacy concerns (Zeng et al., 2024). Existing LLMs use private data through fine-tuning with differentially private synthetic data generated from real private data (Jordon et al., 2018; Tian et al., 2022; Duan et al., 2024). However, the noise required for dif-

ferential privacy significantly reduces utility, resulting in a “disparate impact” (Ganev et al., 2022) on model accuracy. As a result, these methods fail to achieve effective knowledge transfer while ensuring strong DP guarantees.

To enable leveraging domain-specific knowledge while preserving data privacy, we propose a framework - **Large language model with domain expert (Llamdex)** - which utilizes the differentially private model for domain knowledge transfer. These models, which can be considered summaries of data distributions, typically require much less noise to maintain the same level of differential privacy. The differentially private model is integrated into the intermediate layer of the LLM as a *domain expert*. From the public schema of the domain data, the LLM learns to query the domain expert and leverages its outputs to generate responses.

Our target model-based knowledge transfer scenario is illustrated in Figure 1 through a financial inquiry example. In this scenario, the bank trains an expert model on private customer data with differential privacy and uploads the model to the server (e.g. OpenAI). The server internally inserts this model into the LLM and performs additional training using a public schema. Finally, the LLM server can provide financial inquiry services to the bank’s customers without accessing the private data.

This insertion of the expert model to LLM presents two major challenges. First, the input and output spaces of the domain expert do not align with the embedding space of the LLM. Specifically, the domain expert trained on tabular data typically operates on 1D feature vectors, while the LLM uses token embeddings as its intermediate representations. Designing trainable mapping modules to effectively bridge these two distinct spaces is complex. Second, there is no existing data available to train the mapping modules, as the original data used to train the domain expert is not accessible to the LLM due to privacy concerns. Addressing these challenges is critical for enabling effective model-based knowledge transfer.

To overcome these challenges, we design the architecture and training algorithm of Llamdex to facilitate effective model-based knowledge transfer. Specifically, to resolve the first challenge, we design a domain encoder that maps the original tokens to feature vectors and a domain decoder that converts the expert’s output into multiple token embeddings. These embeddings are then appended to the original sequence of token embeddings. To address the second challenge, we train the mapping modules using synthetic texts generated from randomly distributed data under the public schema. This allows the mapping modules to learn to extract the required feature values from texts without relying on the real data distribution. This also improves inference efficiency for users, as there is no need to transfer the schema during inference. Our contributions are as follows:

- We propose Llamdex, a novel architecture for effectively transferring domain knowledge to LLMs by integrating differentially private domain-specific models.
- We design a training algorithm for Llamdex that utilizes only the public schema.
- Our experiments on real-world datasets show that Llamdex outperforms fine-tuning with real domain data by up to 14%, while also surpassing PromptPATE fine-tuning by up to 26% under the same level of differential privacy.

2. Background

Transferring the expert model to the server could potentially be used to identify users from the private domain database. To mitigate this risk, we employ differential privacy to protect the privacy of the users. Differential privacy (Dwork, 2006) is a rigorous framework for data privacy that provides strong probabilistic guarantees on the distinguishability of individuals in a dataset. It measures the privacy of a statistical query based on the divergence of its output distribution when a single data record is removed from the dataset. Formally,

Definition 2.1 (Differential Privacy (Dwork, 2006)). A randomized algorithm $\mathcal{M} : \mathcal{D} \rightarrow \mathcal{O}$ is said to be (ϵ, δ) -differentially private if, for any two datasets $D, D' \in \mathcal{D}$ that differ by a single record, and for all output sets $S \subseteq \mathcal{O}$,

$$\Pr[\mathcal{M}(D) \in S] \leq e^\epsilon \Pr[\mathcal{M}(D') \in S] + \delta. \quad (1)$$

The parameter ϵ represents the privacy budget, controlling the level of privacy; smaller values of ϵ imply stronger privacy guarantees. The parameter δ is a relaxation that allows the privacy guarantee to be violated with a small probability δ .

Differential privacy is typically achieved by introducing noise into the algorithm. One common method is the Gaussian mechanism, which adds Gaussian noise to the output to ensure differential privacy.

Theorem 2.2 (Gaussian Mechanism (Dwork, 2006)). Let f be a function $f : \mathcal{D} \rightarrow \mathbb{R}^d$, and assume the L_2 -sensitivity of f is defined as $\Delta_f := \sup_{D \approx D'} \|f(D) - f(D')\|_2$, where D and D' are neighboring datasets differing by a single record. The Gaussian mechanism $\mathcal{M}(D) = f(D) + Z$ is (ϵ, δ) -differentially private if Z is a random variable drawn from a Gaussian distribution $\mathcal{N}(0, \sigma^2)$, where the standard deviation $\sigma \geq \frac{\Delta_f \sqrt{2 \ln(1.25/\delta)}}{\epsilon}$.

Differential privacy can be utilized to generate synthetic data from private databases by adding noise, as demonstrated in methods like PATE-GAN (Jordon et al., 2018). Meanwhile, model parameters can also be protected in the

context of differential privacy by adding noise to the gradients during each training step. The cumulative privacy loss over training is tracked using a technique known as the moments accountant (Abadi et al., 2016). A library called Opacus (Yousefpour et al., 2021) supports differential privacy in deep learning and is used in our implementation.

3. Related Work

Existing approaches for domain knowledge transfer can be broadly classified into two categories: those prioritizing utility and those prioritizing privacy. Utility-focused methods, such as Retrieval-Augmented Generation (RAG) (Ma et al., 2023; Yu et al., 2023; Khattab et al., 2022) and fine-tuning (Li & Liang, 2021; Lester et al., 2021; Hu et al., 2022a), require the direct sharing of domain-specific data with the LLM, which poses significant privacy risks (Zeng et al., 2024), thus infeasible for sensitive knowledge transfer. Privacy-focused approaches can be divided into two types. The first is data-based, where knowledge is transferred by sharing synthetic data. These methods, commonly referred to as differentially private data synthesis, leverage differential privacy (DP) (Dwork, 2006) by adding noise to the original data to safeguard privacy. The second type is model-based, often referred to as “LLM with API”, in which clients share a model or an API with the server (Yao et al., 2022). The following paragraphs provide a detailed discussion of these two privacy-focused approaches and how Llamdex offers distinct advantages over these existing techniques.

Differentially Private Data Synthesis. These approaches address privacy concerns by sharing synthetic data generated by differentially private models. The PATE framework (Papernot et al., 2017) achieves differential privacy by introducing Laplacian noise to the synthetic data produced by a teacher model. SeqPATE (Tian et al., 2022) extends this approach to text generation tasks. Such methods, which add noise to synthetic data and are referred to as *input perturbation* in differential privacy (DP), often result in significant degradation of model performance (Jayaraman et al., 2018). Other DP variants, such as d_χ -DP (Feyisetan et al., 2020) and selective-DP (Shi et al., 2021), have been proposed to enhance model utility. However, these techniques still rely on direct data perturbation, which is known to cause greater utility loss compared to gradient perturbation (Li et al., 2021), a method that introduces noise into the gradients during each training iteration (Jayaraman et al., 2018). In contrast, Llamdex transfers knowledge through models protected by gradient perturbation, thereby mitigating utility loss while ensuring privacy.

LLM with API. These approaches enable privacy-preserving knowledge transfer by allowing the LLM to query an API from the domain to obtain answers. To ensure

the LLM generates a formatted text recognizable by the API, the API documentation (i.e., schema) is provided to the LLM during inference time (Yao et al., 2022). However, even minor inaccuracies in the prompt can lead to catastrophic errors, particularly when interacting with different APIs. Toolformer (Schick et al., 2024) refines this process by fine-tuning the LLM to recognize API calls within the input text, invoke the external API to process the corresponding data, and then insert the results back into the input text before feeding the updated text back into the LLM. As an improvement, ToolLLM (Qin et al., 2024) supports hierarchical API calls by introducing a *Depth First Search-based Decision Tree* for API planning. All these approaches, however, rely on text-based communication between the LLM and APIs, which presents two critical challenges: efficiency and reliability. First, to generate accurate results, the LLM must be fine-tuned to generate correct texts for specific APIs, a process that requires significant resources and time. Second, given the strict input formats required by certain APIs, the inherent ambiguity of natural language frequently introduces errors. Llamdex addresses these challenges by keeping the LLM frozen and communicating directly with the domain model through data representations, offering a more efficient and reliable solution.

Other related approaches, such as split learning (Poirot et al., 2019; Lin et al., 2024), federated learning (Zhang et al., 2022; Zhao et al., 2023; Cai et al., 2021), and mixture of experts (Jacobs et al., 1991; Zhou et al., 2023), focus on scenarios where multiple clients, each with distinct datasets, collaborate on training. However, these approaches are not directly applicable to our setting, where the server owns the LLM and the client possesses domain-specific data. In summary, while existing methods provide valuable insights into domain knowledge transfer, they often compromise either utility or privacy. Our proposed approach, Llamdex, aims to address these limitations by offering a more efficient and reliable solution that balances privacy and utility, which will be detailed in the subsequent sections.

4. Problem Definition

Consider a collaboration between a *server* and a *client*. The server has a large language model (LLM), denoted as \mathcal{M} , which has been trained on a public text dataset $\mathbf{Z}_p \in \mathbb{A}^{n \times l}$, where \mathbb{A} represents the token set and l is the sequence length. The client holds a private domain-specific dataset $\mathbf{X}_d \in \mathbb{R}^{n \times m}$. We assume that the client’s data distribution \mathbf{X}_d is not fully dependent on the server’s data distribution \mathbf{X}_p , and the schema of the client’s data \mathbf{S}_d is considered public. The primary goal in this scenario is for the server to modify \mathcal{M} to obtain a domain-aware model \mathcal{M}_d , capable of generating accurate responses for the client’s domain-specific data \mathbf{X}_d without direct access to \mathbf{X}_d . We assume

that the LLM \mathcal{M} is an attention-based and decoder-only model, similar to prominent LLMs such as GPT-4 (OpenAI, 2023), Mistral (Jiang et al., 2023), Claude (Templeton, 2024), and LLaMA (Touvron et al., 2023).

This study focuses on a model-based knowledge transfer approach. Specifically, the client trains an expert model, \mathcal{E}_d , with parameters $\theta_{\mathcal{E}_d}$, on data \mathbf{X}_d to predict a target variable y . The training process utilizes the DPSGD optimizer (Abadi et al., 2016), which ensures that the parameters $\theta_{\mathcal{E}_d}$ satisfy differential privacy (Dwork, 2006), thus cannot be used to infer \mathbf{X}_d . This is equivalent to adding Gaussian noise to the parameters. Formally, this can be expressed as:

$$\theta_{\mathcal{E}_d} = \arg \min_{\theta_{\mathcal{E}_d}} \mathbb{E}_{(\mathbf{x}, y) \in \mathbf{X}_d} [\mathcal{L}(\mathcal{E}_d(\theta_{\mathcal{E}_d}; \mathbf{x}), y)] + \mathcal{N}(0, \sigma^2), \quad (2)$$

where \mathcal{L} denotes the task-specific loss function and $\mathcal{N}(0, \sigma^2)$ represents Gaussian noise with variance σ^2 .

The objective of this paper is to design an approach that integrates the expert model \mathcal{E}_d into the LLM to produce a domain-aware model, \mathcal{M}_d , capable of generating accurate responses to domain-specific questions. These domain-specific questions, represented by \mathbf{Z}_d , are assumed to be highly correlated with \mathbf{X}_d . The training algorithm aims to minimize the following objective:

$$\theta_{\mathcal{M}_d} = \arg \min_{\theta_{\mathcal{M}_d}} \mathbb{E}_{(\mathbf{z}, y) \in \mathbf{Z}_d} [\mathcal{L}(\mathcal{M}_d(\theta_{\mathcal{M}_d}; \mathbf{z}, \theta_{\mathcal{E}_d}), y)]. \quad (3)$$

Additionally, we aim to keep the original LLM parameters, $\theta_{\mathcal{M}}$, frozen during training, ensuring that the trainable parameters satisfy the condition $\theta_{\mathcal{M}} \cap \theta_{\mathcal{E}_d} = \emptyset$.

Since tabular data is one of the most common formats in relational databases and can naturally be translated to and from text (Jatana et al., 2012), with each feature being explainable in the schema, we focus on \mathbf{X}_d in tabular format in this paper. Extensions to other data formats, such as text, images, and videos, are discussed in Section E and are left for future work.

Threat Model. This paper focuses on the privacy of the client’s data, \mathbf{X}_d . We assume that the server is semi-honest, meaning it will adhere to the protocol but may attempt to gather additional information. The server has access to the public dataset, \mathbf{Z}_p , as well as the schema of the client’s data, \mathbf{S}_d . Furthermore, the server can access the expert model, \mathcal{E}_d , and its parameters, $\theta_{\mathcal{E}_d}$. The primary risk is that the server may attempt to infer the client’s data \mathbf{X}_d using the information it can access, particularly the expert model \mathcal{E}_d .

5. Approach

In this section, we provide a detailed overview of our model design and algorithm. Section 5.1 describes the model architecture, followed by the training and inference processes in

Section 5.2. The collaborative training process of Llamdex can be viewed as the transfer of domain knowledge from the domain to the server. Two types of knowledge are shared: data schema knowledge and data distribution knowledge. The data schema is considered public information and can be directly shared with the server. On the other hand, the data distribution is sensitive and is shared via the expert model trained with differential privacy.

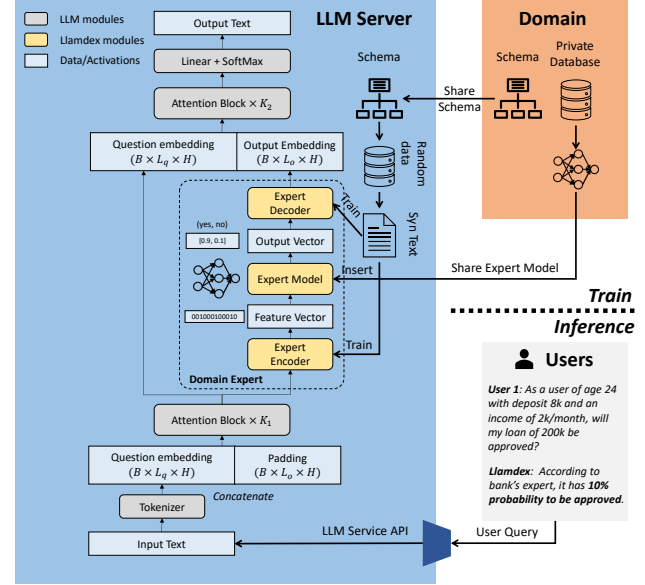


Figure 2. Llamdex structure and training process

5.1. Model Architecture

Overview. The Llamdex model integrates a *domain expert* into an intermediate layer of the LLM, as illustrated in Figure 2. The domain expert module receives question embeddings as input and generates corresponding answer embeddings based on domain knowledge, referred to as *output embeddings*. These output embeddings are appended to the question embeddings and passed to subsequent layers. Since many LLM architectures or their positional encodings (e.g. Mistral (Jiang et al., 2023) with RoPE (Su et al., 2024)) require a consistent sequence length across layers, Gaussian noise placeholders are used prior to the domain expert layer to maintain sequence length consistency with the expected output embeddings.

The domain expert comprises three components: the expert encoder, expert decoder, and expert model. The expert model is the central component containing domain knowledge of the data distribution, while the expert encoder and decoder incorporate domain knowledge of the data schema. The expert model is a small neural network (e.g., a multi-layer perceptron (MLP)) that makes predictions (e.g., predicting salary) based on specific features (e.g., age and city).

Due to its lightweight nature and the sensitive domain information it contains, the expert model is trained by the client with differential privacy to prevent membership inference attacks (Hu et al., 2022b) before being shared with the server. The expert encoder transforms token embeddings into feature vectors, and the expert decoder converts feature vectors back into token embeddings. The detailed design of the expert encoder and decoder is presented in Figure 3 and discussed in the remainder of this section.

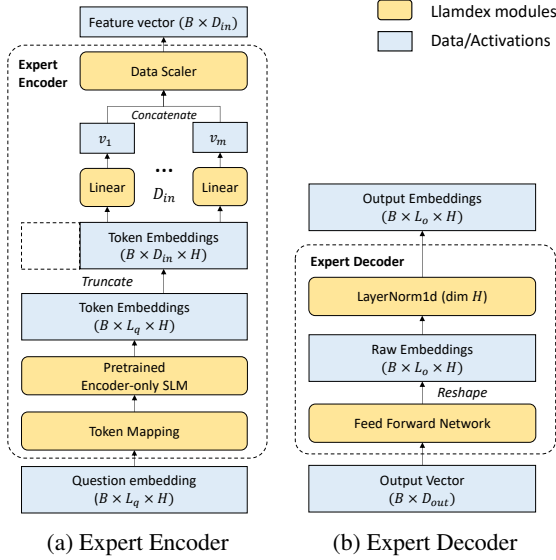


Figure 3. Expert Encoder and Decoder Architecture

Expert Encoder. The primary challenge of encoder design is that most modern LLMs (e.g., Mistral (Jiang et al., 2023), GPT (OpenAI, 2023), Llama (Touvron et al., 2023)) employ decoder-only structures that generate text autoregressively - producing one word at a step based on prior context. These decoder-only LLMs are not suited for a single-step extraction of all required feature values from token embeddings. To address this, we utilize a pretrained encoder-only small language model (SLM) for feature extraction. Specifically, in our experiments, we employ a BERT-based model, RoBERTa (Liu, 2019). The final D_{in} hidden states from the last layer of RoBERTa are mapped into feature vectors using D_{in} linear layers, respectively. To ensure stable training and avoid extreme feature values, all feature values are scaled to the range $[0, 1]$ using a min-max scaler before training the expert model. The min-max scaler, derived from theoretical feature ranges (e.g., $[0, 100]$ for age), and assumed to contain no sensitive information, is shared with the server and serves as the activation function for these linear layers.

Token Mapping. Another challenge in using an SLM is the misalignment of token embeddings between the LLM

and SLM, as they typically employ different tokenizers. This misalignment can lead to significant performance degradation if not addressed, as the feature extraction process relies on accurate token representation. To address this, we design a *token mapping* module, inspired by the logit lens (nostalgebraist, 2020) which was originally proposed for token interpretation. In essence, we extract the most probable tokens from the LLM’s logits, decode them using the LLM’s tokenizer, and then re-encode them using the SLM’s tokenizer. Specifically, we first apply the LLM’s pretrained and frozen RMSNorm (Zhang & Sennrich, 2019) and language modeling head (LM_head) to the embedding \mathbf{R} to obtain logits.

$$\text{logits} = \text{LM_head}(\text{RMSNorm}(\mathbf{R})) \quad (4)$$

We then extract the most relevant token IDs from the logits.

$$\text{token_id}_{LLM} = \arg \max(\text{logits}) \quad (5)$$

These token IDs are decoded using the LLM’s tokenizer.

$$\text{token}_{LLM} = \text{Tokenizer}_{LLM}.\text{Decode}(\text{token_id}_{LLM}) \quad (6)$$

Finally, the decoded tokens are re-encoded into embeddings recognized by SLM using the SLM’s tokenizer.

$$\text{token_id}_{SLM} = \text{Tokenizer}_{SLM}.\text{Encode}(\text{token}_{LLM}) \quad (7)$$

Following these steps, the token embeddings are aligned between the LLM and SLM, allowing the expert encoder to extract feature values from the token embeddings.

Expert Decoder. The key challenge in designing the decoder is that the scale of the raw output embeddings is significantly larger than that of the question embeddings, causing a large discrepancy in the skip-connection and subsequent attention layers. To mitigate this, we apply an independent LayerNorm to normalize the raw output embeddings before concatenating them with the token embeddings. This allows the model to learn the scale of the output embeddings and remain stable during training. Additionally, the output vector is mapped to the raw output embeddings through a simple feed-forward network (FFN) using a SwiGLU (Shazeer, 2020) activation.

5.2. Training and Inference

The Llamdex training process has two stages: the domain training stage and the server training stage. In domain training stage, the domain trains the expert model with differential privacy using the Opacus (Yousefpour et al., 2021) library and transfers both the expert model and the data schema to the server. Notably, no raw or perturbed domain data is transferred to the server. In server training stage, the server generates synthetic tabular data as well as synthetic questions based on the schema. The server then trains

the expert encoder and decoder separately using the synthetic data and questions. Throughout the training, all the original LLM parameters remain frozen, with only the expert encoder and decoder being trained. Our experiments demonstrate that the expert encoder and decoder, trained on synthetic data, generalize well to real domain data. This is because the expert encoder and decoder learn how to extract features from text, rather than memorizing the underlying data distribution.

Training Expert Encoder. To address the absence of real data for training the expert encoder, we propose a training algorithm that uses server-generated synthetic data. First, synthetic tabular data is generated based on the domain’s schema using the `sklearn` library, with partial features marked as missing values. For each synthetic data row, a corresponding text-based question is generated using an LLM (e.g., Mistral-7B (Jiang et al., 2023) in our experiments). The expert encoder is then trained to extract feature values from these synthetic questions, using mean squared error (MSE) loss between the extracted feature values and the ground truth values.

Training Expert Decoder. The expert decoder is similarly trained using the server-generated synthetic data. The output vector (synthetic labels) is input into the decoder, and since the expert model is restricted to producing a fixed set of answers (e.g., Yes/No), the decoder is trained using cross-entropy loss between the predicted output logits and the ground truth one-hot encoding of the answers.

Inference. During inference, the domain expert is inserted into the LLM between the expert encoder and decoder. Users can perform end-to-end inference by submitting a question to the LLM, which generates an answer based on the expert model’s domain knowledge. The expert model generates output embeddings that are concatenated with the question embeddings and passed through the subsequent LLM layers. The final output of the LLM is the answer to the question, generated using the expert model’s domain knowledge. During inference, no schema information is needed for Llamdex, making the inference process more efficient than Expert API approaches (Yao et al., 2022).

5.3. Iterative Reasoning with Feedback

The primary objective of Llamdex is to provide accurate answers to natural language questions based on domain knowledge. The output of the Llamdex model is typically a categorical text answer. However, users may occasionally require further reasoning or explanations for the provided answers. To address this, we introduce an *iterative feedback* mechanism, enabling users to request additional reasoning.

This mechanism works by concatenating the original answer

with a predefined prefix prompt, such as "The expert’s answer is", to the initial question. The resulting augmented query is then resubmitted to the original LLM. Users can also append custom prompts to this query. The LLM generates a new response based on the revised input, offering further reasoning or clarification for the initial answer.

6. Experiment

In this section, we outline the experimental settings (Section 6.1) and evaluate accuracy (Section 6.2), privacy (Section 6.3), and efficiency (Section 6.4). Additionally, we provide a training efficiency comparison in Appendix B, additional results such as iterative reasoning results in Appendix C, and ablation studies in Appendix D.

6.1. Experiment Setting

This subsection presents the experimental setup, which includes details on the datasets, the training process of expert models, the utilization of the LLM and SLM, the evaluation method, the baselines, and the environment used for the experiments.

Dataset. Our experiments incorporate four public real-world datasets: `titanic` (H., 2021), `wine` (Cortez et al., 2009), `bank` (Moro et al., 2014), and `nursery` (Rajkovic, 1989), with details provided in Table 3. For evaluation, all datasets are in tabular format with well-defined schema and meaningful column names. We split each dataset into training and test sets by an 8:2 ratio. The details of each dataset are included in Appendix A.

Expert Model. The expert models are trained directly on the tabular datasets using `PyTorch` (Paszke et al., 2019). Each expert model is a multi-layer perceptron (MLP) with two hidden layers consisting of 400 and 200 neurons, respectively. The `ReLU` (Nair & Hinton, 2010) activation function is employed in the hidden layers, and the output layer is followed by a softmax function. Model training is performed using the `AdamW` optimizer (Loshchilov, 2017), with a learning rate of 10^{-4} and a batch size of 64, over at most 30 epochs or until training loss converges. For models incorporating differential privacy, `Opacus` (Yousefpour et al., 2021) library is used to add noise to the gradients during training, according to specified values of ϵ and δ . The value of δ is set to $1/n$, following the convention in (Dwork, 2006), where n represents the number of training instances.

LLM and SLM. In our experiments, we employ the pre-trained `Mistral-7B` (Jiang et al., 2023), which contains 7 billion parameters, as the bottleneck LLM, and the pre-trained `Roberta-large` (Liu et al., 2019), with 355 million parameters, as the SLM within the expert encoder. Un-

der our Llamdex training paradigm, the LLM remains frozen throughout, while the SLM undergoes full-parameter fine-tuning. The expert encoder and decoder are trained with a batch size of 128 and a learning rate of 5×10^{-5} , using the AdamW optimizer (Loshchilov, 2017). The learning rate is adjusted by a cosine scheduler with 500 steps of warmup during the training. The expert encoder is trained for 30 epochs, and the expert decoder for 10 epochs.

Evaluation. We evaluate Llamdex’s performance by measuring its accuracy on domain-specific questions derived from tabular datasets. For each row in the dataset, 10% of the values are randomly masked to simulate real-world missing data. Rows are converted into text in the format $\#c_1 : v_1, \dots, \#c_m : v_m$, where c_i represents the column name, v_i the corresponding value, and m the number of columns. This textual input is fed into an LLM (Mistral-7B) with a system prompt to generate questions. These questions are then used to evaluate Llamdex and other fine-tuned baseline LLMs.

During evaluation of accuracy, the LLM responds with a single word: "Yes" or "No" for binary classification tasks, and an uppercase letter ("A" to "Z") for multi-class tasks. The predicted class with the highest probability is compared against the ground truth to calculate accuracy. Each task is repeated five times, and we report the mean and standard deviation of the accuracy.

Baselines. To evaluate the performance of Llamdex without noise for differential privacy (DP), we compare it against three baselines: **Original LLM**, **Real Data LoRA** (Hu et al., 2022a), and **Expert API**. Additionally, we compare Llamdex with approaches that ensure DP: **PATE-GAN** (Jordon et al., 2018), **SeqPATE** (Tian et al., 2022), and **PromptPATE** (Duan et al., 2024). The DP synthetic data generated undergoes the same question generation process as real data, with LoRA (Hu et al., 2022a) employed for fine-tuning the LLM. Full-parameter fine-tuning of the LLM is excluded due to its significant computational and memory requirements. The baselines are described as follows:

- **Original LLM:** The unmodified LLM used without additional training or adaptation.
- **Real Data LoRA** (Hu et al., 2022a): The LLM fine-tuned with questions and labels derived from real data using LoRA (Hu et al., 2022a), a parameter-efficient fine-tuning method.
- **Expert API:** A simplified approach using LLM APIs (Schick et al., 2024; Qin et al., 2024). The LLM generates dictionary-like text in the format $c_1 : v_1, \dots, c_m : v_m$ from the questions. Column values are extracted using regular expressions and fed into a

domain expert model, whose predictions are mapped to the final answer.

- **PATE-GAN** (Jordon et al., 2018): A widely used method for generating synthetic DP tabular data.
- **SeqPATE** (Tian et al., 2022): A recent method for DP data synthesis.
- **PromptPATE** (Duan et al., 2024): A state-of-the-art DP data synthesis method leveraging private prompts.

Environment. For evaluation, we use 4x NVIDIA H100 GPUs (80GB each) and an AMD EPYC 9654 96-Core processor with 1.11TB of CPU memory (large CPU memory is unnecessary). Experiments are conducted with the PyTorch (Paszke et al., 2019) framework and Opacus (Yousefpour et al., 2021) library for differential privacy. Multi-GPU training utilizes full-GPU data parallelism via DeepSpeed (Rasley et al., 2020), with bf16 precision for memory efficiency.

6.2. Accuracy

In this subsection, we focus on the evaluation results without the addition of differential privacy noise. The accuracy of Llamdex and the baselines are presented in Table 1, with the highest accuracy marked in **bold** and the second highest underlined. We found that Llamdex significantly outperforms all baselines across every dataset. Notably, in the `nursery` dataset, Llamdex surpasses the second-best baseline, LoRA fine-tuning on real data, by 14%, despite not accessing the real domain data. This is because it is challenging for LLMs to learn the complex mapping from natural language questions to answers, whereas Llamdex is specifically trained to extract relevant features from natural language queries and utilize an accurate expert model to predict the answer. This demonstrates that Llamdex’s synthetic data-based training paradigm generalizes well to domain-specific questions based on real data.

Table 1. Accuracy of Llamdex without additional privacy noise

Method	Accuracy (%)			
	titanic	wine	bank	nursery
Real Data LoRA	62.14±0.27	31.38±0.47	81.24±2.16	37.40±0.88
Original LLM	62.36±0.00	20.59±0.04	63.35±0.02	31.71±0.05
Expert API	51.46±1.61	40.63±0.26	85.32±0.02	32.10±0.03
Llamdex	75.51±0.84	41.42±4.06	87.94±0.00	51.69±10.88

6.3. Privacy

In this subsection, we evaluate the privacy-accuracy trade-off by comparing accuracy under differential privacy with varying ϵ . The results, shown in Figure 4, reveal two key

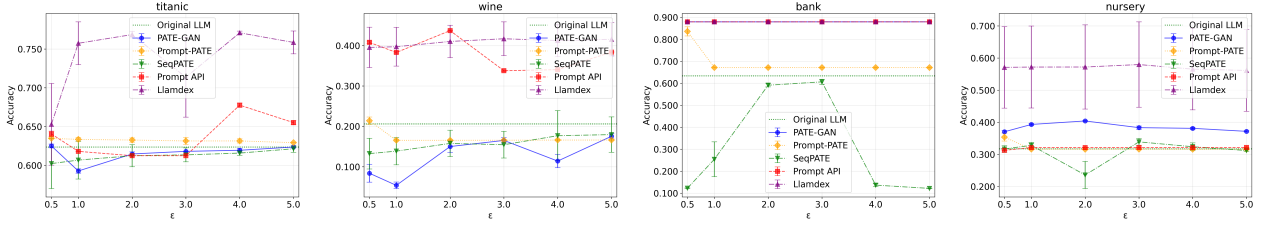

 Figure 4. Accuracy of Llamdex and the baselines under different privacy budget ϵ

Table 2. Inference Time (minutes) and Peak Inference Memory Cost (GB)

Method	Inference Time (min)					Inference Memory (GB)				
	titanic	wine	bank	nursery	Relative ¹	titanic	wine	bank	nursery	Relative ¹
Original LLM	0.03	0.40	2.58	0.72	$\times 0.49$	18.26	19.76	20.29	20.45	$\times 0.96$
Syn. Data LoRA ²	0.03	0.42	2.75	0.72	$\times 0.52$	18.06	19.73	20.26	21.67	$\times 0.97$
Expert API	0.87	21.73	165.0	33.13	$\times 29.08$	25.42	29.02	37.89	30.27	$\times 1.49$
Llamdex	0.07	0.80	5.27	1.45	$\times 1.00$	17.96	19.29	21.82	23.29	$\times 1.00$

¹Mean relative value compared with Llamdex across all datasets.

²This category encompasses real data LoRA, PATE-GAN LoRA, SeqPATE LoRA, and PromptPATE LoRA.

observations. First, Llamdex consistently outperforms baselines even with increased noise (smaller ϵ). For instance, on the *wine* dataset with $\epsilon = 2$, Llamdex outperforms PATE-GAN and PromptPATE by 26%. Second, we observe that DP data synthesis provides accuracy close to that of the original LLM on most datasets. This is because the synthetic data usually contains too much noise, limiting the useful information available to the LLM and leading to poorer accuracy. In summary, Llamdex strikes a balance between privacy and utility, maintaining high accuracy while ensuring a strong privacy guarantee.

6.4. Efficiency

This subsection evaluates the efficiency of Llamdex and the baseline models in inference, including time cost and memory consumption. The results are presented in Table 2. The training time efficiency is compared in Appendix B.

The inference time and memory usage for Llamdex and the baselines are presented in Table 2. From the results, two key observations can be made: (1) Llamdex provides significantly faster inference than the Expert API, the only method with competitive accuracy to Llamdex. Specifically, Llamdex achieves an average $29\times$ speedup over the Expert API, while maintaining inference times comparable to baselines with poorer performance, such as LoRA fine-tuned LLM and the original LLM. (2) Llamdex consumes similar memory to these lower-performing baselines, while using $1.49\times$ less memory than the Expert API. This demonstrates that Llamdex achieves better accuracy-efficiency trade-offs

than Expert API, as it costs less time and memory while maintaining superior accuracy.

Llamdex achieves faster inference compared to “LLM with API” methods (e.g., Expert API) due to two key factors. First, Llamdex avoids serializing entire table rows into text, which reduces processing time as inference scales linearly with text length in decoder-only LLMs. Instead, the expert encoder directly extracts raw data vectors from tokens, enabling faster predictions. Second, the trained expert encoder learns the schema, eliminating the need to include the schema in every query. In contrast, “LLM with API” methods require explicitly embedding the schema in each question, increasing context length and inference time.

7. Conclusion

In this paper, we introduced Llamdex, a framework for model-based domain knowledge transfer to large language models (LLMs) with differential privacy guarantees. Llamdex achieves high accuracy while preserving privacy, making it ideal for sensitive domains such as healthcare and finance. By transferring knowledge through models rather than data, Llamdex offers a novel approach to integrating domain-specific knowledge into LLMs. We believe this framework will advance privacy-aware LLM development and improve their applicability in specialized fields.

Impact Statement

This paper presents work whose goal is to advance the field of Machine Learning. There are many potential societal consequences of our work, none which we feel must be specifically highlighted here.

References

- Abadi, M., Chu, A., Goodfellow, I., McMahan, H. B., Mironov, I., Talwar, K., and Zhang, L. Deep learning with differential privacy. In *Proceedings of the 2016 ACM SIGSAC conference on computer and communications security*, pp. 308–318, 2016.
- Becker, B. and Kohavi, R. Adult. UCI Machine Learning Repository, 1996. DOI: <https://doi.org/10.24432/C5XW20>.
- Cai, D., Wu, Y., Wang, S., Lin, F. X., and Xu, M. Fedadapter: Efficient federated learning for modern nlp. *MobiCom*, 2021.
- Cortez, P., Cerdeira, A., Almeida, F., Matos, T., and Reis, J. Wine Quality. UCI Machine Learning Repository, 2009. DOI: <https://doi.org/10.24432/C56S3T>.
- Duan, H., Dziedzic, A., Papernot, N., and Boenisch, F. Flocks of stochastic parrots: Differentially private prompt learning for large language models. *Advances in Neural Information Processing Systems*, 36, 2024.
- Dwork, C. Differential privacy. In *International colloquium on automata, languages, and programming*, pp. 1–12. Springer, 2006.
- Feyisetan, O., Balle, B., Drake, T., and Diethe, T. Privacy- and utility-preserving textual analysis via calibrated multivariate perturbations. In *Proceedings of the 13th international conference on web search and data mining*, pp. 178–186, 2020.
- Ganev, G., Oprisanu, B., and De Cristofaro, E. Robin hood and matthew effects: Differential privacy has disparate impact on synthetic data. In *International Conference on Machine Learning*, pp. 6944–6959. PMLR, 2022.
- Gao, Y., Xiong, Y., Gao, X., Jia, K., Pan, J., Bi, Y., Dai, Y., Sun, J., and Wang, H. Retrieval-augmented generation for large language models: A survey. *arXiv preprint arXiv:2312.10997*, 2023.
- H., M. Y. Titanic. Kaggle, 2021. <https://www.kaggle.com/datasets/yasserh/titanic-dataset>.
- He, J., Zhou, C., Ma, X., Berg-Kirkpatrick, T., and Neubig, G. Towards a unified view of parameter-efficient transfer learning. *arXiv preprint arXiv:2110.04366*, 2021.
- Hu, E. J., Shen, Y., Wallis, P., Allen-Zhu, Z., Li, Y., Wang, S., Wang, L., and Chen, W. Lora: Low-rank adaptation of large language models. *ICLR*, 2022a.
- Hu, H., Salicic, Z., Sun, L., Dobbie, G., Yu, P. S., and Zhang, X. Membership inference attacks on machine learning: A survey. *ACM Computing Surveys (CSUR)*, 54(11s):1–37, 2022b.
- Jacobs, R. A., Jordan, M. I., Nowlan, S. J., and Hinton, G. E. Adaptive mixtures of local experts. *Neural computation*, 3(1):79–87, 1991.
- Jatana, N., Puri, S., Ahuja, M., Kathuria, I., and Gosain, D. A survey and comparison of relational and non-relational database. *International Journal of Engineering Research & Technology*, 1(6):1–5, 2012.
- Jayaraman, B., Wang, L., Evans, D., and Gu, Q. Distributed learning without distress: Privacy-preserving empirical risk minimization. *Advances in Neural Information Processing Systems*, 31, 2018.
- Jiang, A. Q., Sablayrolles, A., Mensch, A., Bamford, C., Chaplot, D. S., Casas, D. d. l., Bressand, F., Lengyel, G., Lample, G., Saulnier, L., et al. Mistral 7b. *arXiv preprint arXiv:2310.06825*, 2023.
- Jordon, J., Yoon, J., and Van Der Schaar, M. Pate-gan: Generating synthetic data with differential privacy guarantees. In *International conference on learning representations*, 2018.
- Khattab, O., Santhanam, K., Li, X. L., Hall, D., Liang, P., Potts, C., and Zaharia, M. Demonstrate-search-predict: Composing retrieval and language models for knowledge-intensive nlp. *arXiv preprint arXiv:2212.14024*, 2022.
- Lester, B., Al-Rfou, R., and Constant, N. The power of scale for parameter-efficient prompt tuning. *ACL*, 2021.
- Li, X., Tramer, F., Liang, P., and Hashimoto, T. Large language models can be strong differentially private learners. *arXiv preprint arXiv:2110.05679*, 2021.
- Li, X. L. and Liang, P. Prefix-tuning: Optimizing continuous prompts for generation. *ACL*, 2021.
- Lin, Z., Qu, G., Wei, W., Chen, X., and Leung, K. K. Adaptsfl: Adaptive split federated learning in resource-constrained edge networks. *arXiv preprint arXiv:2403.13101*, 2024.
- Liu, P., Yuan, W., Fu, J., Jiang, Z., Hayashi, H., and Neubig, G. Pre-train, prompt, and predict: A systematic survey of prompting methods in natural language processing. *ACM Computing Surveys*, 55(9):1–35, 2023.

- Liu, Y. Roberta: A robustly optimized bert pretraining approach. *arXiv preprint arXiv:1907.11692*, 2019.
- Liu, Y., Ott, M., Goyal, N., Du, J., Joshi, M., Chen, D., Levy, O., Lewis, M., Zettlemoyer, L., and Stoyanov, V. Roberta: A robustly optimized BERT pretraining approach. *CoRR*, abs/1907.11692, 2019. URL <http://arxiv.org/abs/1907.11692>.
- Loshchilov, I. Decoupled weight decay regularization. *arXiv preprint arXiv:1711.05101*, 2017.
- Ma, X., Gong, Y., He, P., Zhao, H., and Duan, N. Query rewriting for retrieval-augmented large language models. *EMNLP*, 2023.
- Moro, S., Rita, P., and Cortez, P. Bank Marketing. UCI Machine Learning Repository, 2014. DOI: <https://doi.org/10.24432/C5K306>.
- Nair, V. and Hinton, G. E. Rectified linear units improve restricted boltzmann machines. In *Proceedings of the 27th international conference on machine learning (ICML-10)*, pp. 807–814, 2010.
- nostalgebraist. Interpreting GPT: The logit lens. *AI Alignment Forum*, 2020. URL <https://www.alignmentforum.org/posts/AcKRB8wDpdaN6v6ru/interpreting-gpt-the-logit-lens>.
- OpenAI, R. Gpt-4 technical report. *arXiv preprint arXiv:2303.08774*, 2023.
- Papernot, N., Abadi, M., Erlingsson, U., Goodfellow, I., and Talwar, K. Semi-supervised knowledge transfer for deep learning from private training data. *ICLR*, 2017.
- Paszke, A., Gross, S., Massa, F., Lerer, A., Bradbury, J., Chanan, G., Killeen, T., Lin, Z., Gimelshein, N., Antiga, L., et al. Pytorch: An imperative style, high-performance deep learning library. *Advances in neural information processing systems*, 32, 2019.
- Poirot, M. G., Vepakomma, P., Chang, K., Kalpathy-Cramer, J., Gupta, R., and Raskar, R. Split learning for collaborative deep learning in healthcare. *arXiv preprint arXiv:1912.12115*, 2019.
- Qin, Y., Liang, S., Ye, Y., Zhu, K., Yan, L., Lu, Y., Lin, Y., Cong, X., Tang, X., Qian, B., et al. Toolllm: Facilitating large language models to master 16000+ real-world apis. *ICLR*, 2024.
- Rajkovic, V. Nursery. UCI Machine Learning Repository, 1989. DOI: <https://doi.org/10.24432/C5P88W>.
- Rasley, J., Rajbhandari, S., Ruwase, O., and He, Y. Deep-speed: System optimizations enable training deep learning models with over 100 billion parameters. In *Proceedings of the 26th ACM SIGKDD International Conference on Knowledge Discovery & Data Mining*, pp. 3505–3506, 2020.
- Rijsbergen, C. v. Information retrieval 2nd ed buttersworth. *London [Google Scholar]*, 115, 1979.
- Schick, T., Dwivedi-Yu, J., Dessì, R., Raileanu, R., Lomeli, M., Hambro, E., Zettlemoyer, L., Cancedda, N., and Scialom, T. Toolformer: Language models can teach themselves to use tools. *Advances in Neural Information Processing Systems*, 36, 2024.
- Shazeer, N. Glu variants improve transformer. *arXiv preprint arXiv:2002.05202*, 2020.
- Shi, W., Cui, A., Li, E., Jia, R., and Yu, Z. Selective differential privacy for language modeling. *ACL*, 2021.
- Su, J., Ahmed, M., Lu, Y., Pan, S., Bo, W., and Liu, Y. Roformer: Enhanced transformer with rotary position embedding. *Neurocomputing*, 568:127063, 2024.
- Team, G., Anil, R., Borgeaud, S., Wu, Y., Alayrac, J.-B., Yu, J., Soricut, R., Schalkwyk, J., Dai, A. M., Hauth, A., et al. Gemini: a family of highly capable multimodal models. *arXiv preprint arXiv:2312.11805*, 2023.
- Templeton, A. *Scaling monosemanticity: Extracting interpretable features from claude 3 sonnet*. Anthropic, 2024.
- Tian, Z., Zhao, Y., Huang, Z., Wang, Y.-X., Zhang, N. L., and He, H. Seqpate: Differentially private text generation via knowledge distillation. *Advances in Neural Information Processing Systems*, 35:11117–11130, 2022.
- Touvron, H., Martin, L., Stone, K., et al. Llama: Open and efficient foundation language models. *arXiv preprint arXiv:2302.13971*, 2023.
- Yao, S., Zhao, J., Yu, D., Du, N., Shafran, I., Narasimhan, K., and Cao, Y. React: Synergizing reasoning and acting in language models. *arXiv preprint arXiv:2210.03629*, 2022.
- Yousefpour, A., Shilov, I., Sablayrolles, A., Testuggine, D., Prasad, K., Malek, M., Nguyen, J., Ghosh, S., Bharadwaj, A., Zhao, J., et al. Opacus: User-friendly differential privacy library in pytorch. *arXiv preprint arXiv:2109.12298*, 2021.
- Yu, W., Iter, D., Wang, S., Xu, Y., Ju, M., Sanyal, S., Zhu, C., Zeng, M., and Jiang, M. Generate rather than retrieve: Large language models are strong context generators. *ICLR*, 2023.

- Zeng, S., Zhang, J., He, P., Xing, Y., Liu, Y., Xu, H., Ren, J., Wang, S., Yin, D., Chang, Y., et al. The good and the bad: Exploring privacy issues in retrieval-augmented generation (rag). *arXiv preprint arXiv:2402.16893*, 2024.
- Zhang, B. and Sennrich, R. Root mean square layer normalization. *Advances in Neural Information Processing Systems*, 32, 2019.
- Zhang, T., Patil, S. G., Jain, N., Shen, S., Zaharia, M., Stoica, I., and Gonzalez, J. E. Raft: Adapting language model to domain specific rag. *arXiv preprint arXiv:2403.10131*, 2024.
- Zhang, Z., Yang, Y., Dai, Y., Qu, L., and Xu, Z. Fedpetuning: When federated learning meets pre-trained language models’ parameter-efficient tuning methods. *ACL*, 2022.
- Zhao, H., Du, W., Li, F., Li, P., and Liu, G. Fedprompt: Communication-efficient and privacy-preserving prompt tuning in federated learning. In *ICASSP 2023-2023 IEEE International Conference on Acoustics, Speech and Signal Processing (ICASSP)*, pp. 1–5. IEEE, 2023.
- Zhou, Y., Du, N., Huang, Y., Peng, D., Lan, C., Huang, D., Shakeri, S., So, D., Dai, A. M., Lu, Y., et al. Brainformers: Trading simplicity for efficiency. In *International Conference on Machine Learning*, pp. 42531–42542. PMLR, 2023.

A. Experimental Details

In this section, we provide additional details on the datasets used in our experiments and an example of evaluation question.

Dataset Details. Table 3 presents detailed information about the tabular datasets employed in the experiments, including the additional dataset `adult` in Appendix C.

Table 3. Detailed information of tabular datasets

Dataset	#Instances	#Features	#Classes
titanic (H., 2021)	887	7	2
wine (Cortez et al., 2009)	4,898	11	11
adult (Becker & Kohavi, 1996)	48,842	14	2
bank (Moro et al., 2014)	45,211	16	2
nursery (Rajkovic, 1989)	12,960	8	4

Example of Evaluation. An example of the tabular data and questions generated from the `titanic` dataset is shown in Table 4.

B. Training Efficiency

The training time and memory consumption for Llamdex and the baselines are presented in Table 5. From the results, we can make one key observation: training Llamdex requires a similar order of magnitude of resources as LoRA fine-tuning, with memory consumption also comparable to LoRA. The slightly higher memory usage and increased training time in Llamdex are due to the additional parameters introduced by the expert encoder and decoder. This indicates a trade-off between efficiency and accuracy, with Llamdex providing a significant improvement in accuracy over LoRA. Expert API and original LLM is not included in the training time comparison as they do not require training.

C. Additional Results

In this section, we present additional experimental results. We first present the results of iterative reasoning, followed by an evaluation of F1 scores. Finally, we compare performance on the `adult` dataset.

Results of Iterative Reasoning. We demonstrate the results of iterative reasoning using a specific example. In this example, a connection prompt is used: "The expert's answer is { }. Regard the expert's answer as a fact. Based on the expert's answer, directly answer the following question:". During iterative

reasoning, the expert's answer is inserted into the blank and fed back into the original LLM, along with a follow-up prompt provided by the user. The results are shown in Table 6. The observations reveal that Llamdex not only accurately predicts the result, consistent with the real data, but also identifies related features such as age and sex. In contrast, the original Mistral model fails to make an accurate prediction and provides vague answers.

Performance under F1 score. We evaluate Llamdex's performance on additional metrics - F1 score (Rijsbergen, 1979) - for binary classification tasks. The results, presented in Table 7, demonstrate that Llamdex achieves significant improvements in F1 scores on `titanic` and shows competitive performance on `bank`. The relatively low F1 scores across all methods on `bank` are attributed to the dataset's significant class imbalance.

Performance on `adult` Dataset. We evaluate the performance of Llamdex (without DP noise) against the original LLM, Real Data LoRA, and Expert API on the `adult` dataset, as shown in Table 8. The results indicate that Llamdex outperforms the original LLM and is competitive with the Expert API. The smaller performance improvement of Llamdex on this dataset can be attributed to the simplicity of the schema of `adult`, which makes it easier for the Expert API to extract accurate values from natural language descriptions.

D. Ablation Study

D.1. Effect of the Insert Layer

We explore the accuracy of Llamdex when the domain expert is inserted at different layers of the LLM. The effect of the depth of the insertion layer is shown in Figure 5. From the figure, we observe that the best accuracy occurs when the domain expert is inserted in either the first few layers or the last few layers. The probable reason is that the initial and final layers are more closely aligned with natural language tokens, making the information easier to interpret, whereas the intermediate layers are more abstract and harder to map directly to natural language.

D.2. Effect of Base LLM - Llama-based Llamdex

We conduct experiments similar to those in Table 1 to evaluate performance without additional privacy noise. Llamdex's performance on another base LLM (Llama-2-7B (Touvron et al., 2023)) is presented in Table 9. Notably, Llamdex with Llama-2-7B demonstrates a significant improvement in accuracy compared to the baselines, indicating

Table 4. The used prompt and example of tabular data and questions from the `titanic` dataset in the evaluation

Example	
Column Names	Age, Fare ¹ , Parents/Children Aboard, Pclass, Sex, Siblings/Spouses Aboard, Survived
Tabular Row	18.0, 9.35, 1, 3, female, 0, 1
Question Generation Prompt	Convert the following information about a Titanic passenger into natural language. Ensure and double-check that you do not miss any information, add some irrelevant context, and ask if the passenger survived or not at the end without answering, # please: #Sex: female #num_parents_and_children_aborad: 1 #Fare: 9.35 #Age: 18.0 #num_siblings_and_spouses_aborad: 0 #ticket_class: Third class
Generated Question	This information pertains to a female passenger aboard the Titanic. She was 18 years old and traveled in the Third class . She was accompanied by one parent or child . It is also noteworthy that she did not have any siblings or spouses aboard the ship. Her fare for the journey was 9.35 dollars. Could you please confirm if this passenger survived the tragic sinking of the Titanic or not?
System Prompt	Respond the user’s question in only one word: Yes or No.
Answer of Llamdex	Yes

¹As the unit of “fare” is not defined in the dataset, we interpret it as being in dollars without specifying the currency. Given that `titanic` serves as an external knowledge base, the actual unit does not affect the evaluation outcome.

Table 5. Average Training Time (minutes per epoch) and Peak Training Memory Cost (GB)

Method	Training Time ¹ (min)				Training Memory (GB)			
	titanic	wine	bank	nursery	titanic	wine	bank	nursery
Real Data LoRA / PATE-GAN LoRA	3.94	4.76	4.28	3.98	16.05	17.89	16.90	16.07
Llamdex ²	7.42 / 4.73	12.15 / 7.47	12.17 / 7.42	7.77 / 4.85	29.96	29.47	29.28	34.46

¹For a fair comparison of efficiency, we fix the number of instances per epoch at 10,000 for all methods.

²The per-epoch training time of Llamdex is reported in the format of (training time of expert encoder)/(training time of expert decoder).

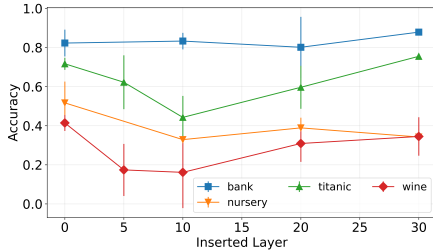


Figure 5. The effect of the depth of the inserted layer on the accuracy of Llamdex

that Llamdex is robust to the choice of the base LLM.

D.3. Effect of Number of Tokens

We fix the inserted layer to 0 and vary the number of tokens used to store the expert’s output embeddings to evaluate Llamdex’s performance. The results, shown in Figure 6, indicate that increasing the number of tokens generally im-

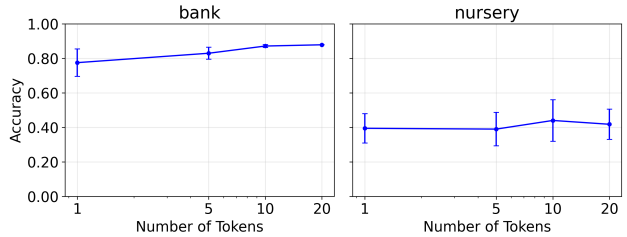


Figure 6. The effect of the number of tokens on the accuracy of Llamdex

proves accuracy across datasets.

D.4. Effect of Token Mapping

We evaluate the performance of Llamdex with and without token mapping, as shown in Table 10. The results indicate that removing token mapping significantly reduces Llamdex’s accuracy, highlighting the importance of the to-

Table 6. Example of Llamdex with iterative reasoning on Titanic survival prediction

Question	This information pertains to a female passenger aboard the Titanic. She was 18 years old and traveled in the third class. She was accompanied by one parent or child. It is also noteworthy that she did not have any siblings or spouses aboard the ship. Her fare for the journey was 9.35 dollars. Could you please confirm if this passenger survived the tragic sinking of the Titanic or not?
Follow-up Prompt	Do you know what is the probable result and the reason what factors affect the result?
Mistral’s Answer	Based on the information provided, it is not possible to definitively confirm whether this passenger survived the sinking of the Titanic. Third-class passengers were generally less likely to be rescued due to the limited lifeboats available and the priority given to first- and second-class passengers. However, there were some exceptions, and it is always possible that this individual managed to find a place on a lifeboat. Factors that affected the survival rate on the Titanic included class, gender, age, and physical ability. Women and children were given priority boarding on lifeboats, and first-class passengers were more likely to be rescued due to their ability to pay for additional seats on lifeboats. Physical ability also played a role, as those who were stronger and more agile were more likely to survive the frigid waters. It is important to note that the survival rate for third-class passengers was still relatively low, with only about 20% surviving the sinking. However, without more specific information about this passenger, it is impossible to say for certain whether she survived or not.
Llamdex’s Answer	Based on the expert’s answer that the 18-year-old third-class female passenger survived the Titanic sinking, the probable result is that she was among the survivors. The factors that likely affected the result include: 1. Class: Third-class passengers were less likely to have access to lifeboats, though some secured spots due to being women/children or through other means 2. Age: Younger passengers, especially women and children, had boarding priority 3. Physical condition: Better condition improved survival chances in freezing water 4. Swimming ability: Swimming skills increased survival chances 5. Life jacket: Improved flotation and survival odds 6. Being in a lifeboat: Direct path to survival 7. Being rescued by another ship: Some survivors were picked up by other vessels 8. Proximity to lifeboats at launch: Better chances of boarding 9. Visibility to passing lifeboats: Increased rescue chances 10. Access to floating debris: Improved survival time in water
Survived in Dataset?	Yes

Table 7. F1 scores of different methods

Method	F1-Score	
	bank	titanic
Real Data LoRA	0.7988 \pm 0.0096	0.5721 \pm 0.0021
Original LLM	0.6936 \pm 0.0002	0.5738 \pm 0.0000
Expert API	0.8355 \pm 0.0005	0.4933 \pm 0.0144
Llamdex	<u>0.8228 \pm 0.0001</u>	0.7578 \pm 0.0079

Table 8. Accuracy on adult dataset

Method	Accuracy (%)
Real Data LoRA	69.84 \pm 1.48
Original LLM	60.86 \pm 0.03
Expert API	76.55 \pm 0.07
Llamdex	<u>76.08 \pm 0.36</u>

ken mapping layer. This is because the token embeddings of one LLM cannot be directly used by another LLM with a different token vocabulary. Token mapping enables the

SLM to interpret the LLM’s token embeddings, resulting in more accurate predictions.

D.5. Effect of Gaussian Padding.

We evaluate the performance of Llamdex with zero padding and Gaussian padding, as shown in Table 11. The results show that Gaussian padding significantly improves Llamdex’s accuracy compared to zero padding. This improvement occurs because Gaussian padding breaks the symmetry of parameters, facilitating more effective learning, similar to the model’s parameter initialization.

D.6. Effect of Expert Weight

To demonstrate that the LLM utilizes the expert’s output, we scale the expert’s output by a weight α and evaluate Llamdex’s performance as α varies. The results, shown in Figure 7, reveal a positive correlation between Llamdex’s performance and the weight α , confirming that the LLM leverages the expert’s output to enhance prediction accuracy. Notably, when $\alpha = 0$, Llamdex’s performance drops significantly, underscoring the importance of the expert’s output

Table 9. Accuracy of Llamdex (Llama-2) without additional privacy noise

Method	Accuracy (%)			
	titanic	wine	bank	nursery
Real Data LoRA	59.55 ± 1.42	1.03 ± 0.10	85.80 ± 0.24	35.09 ± 0.14
Original LLM	39.33 ± 0.00	0.00 ± 0.00	12.14 ± 0.00	30.98 ± 0.08
Llamdex	75.17 ± 1.72	25.91 ± 14.94	87.91 ± 0.07	31.89 ± 0.03

Table 10. Performance Comparison between Llamdex w/ and w/o Token Mapping

Dataset	Accuracy (%)	
	w/o token mapping	w/ token mapping
titanic	44.38 ± 8.79	75.51 ± 13.56
wine	12.52 ± 14.18	41.42 ± 16.43
bank	45.57 ± 2.82	87.94 ± 2.01
nursery	32.20 ± 0.98	51.69 ± 0.45

Table 11. Performance of Llamdex w/ Zero Padding and Gaussian Padding

Dataset	Accuracy (%)	
	Zero Padding	Gaussian Padding
titanic	64.83 ± 13.56	75.51 ± 0.84
wine	13.62 ± 16.43	41.42 ± 4.06
bank	85.94 ± 2.01	87.94 ± 0.00
nursery	32.23 ± 0.45	51.69 ± 10.88

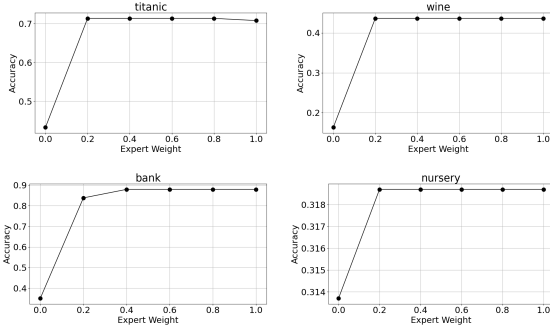


Figure 7. The effect of expert weight on the accuracy of Llamdex

for its effectiveness.

E. Discussion

In this section, we discuss the potential future extensions of Llamdex and the major challenges involved.

Multi-Task Llamdex. In real applications, more complex scenarios may arise where a single question requires the knowledge from multiple expert models. For instance, in the medical domain, a question about a patient’s symptoms might necessitate inferencing various diagnostic models, such as a radiology model, a pathology model, and a clinical model. The primary challenge in extending Llamdex to support multiple tasks lies in token routing. Similar to Mixture of Experts (MoE) in LLMs, a gating module is required to determine which tokens should be routed to which expert model. To support multi-tasking, beyond the expert encoder and decoder design, Llamdex must also introduce a carefully designed gating module for efficient token routing, which is left for our future work.

Complex Questions. In practice, questions are often more complex and may require multiple steps to reach an answer. For example, a question might first require inferring a diagnosis from a radiology image before using that diagnosis to formulate a response. Approaches like “LLM with API” often utilize chain-of-thought reasoning or Depth First Search-based Decision Trees (DFS DT) to handle such complex queries, but as demonstrated in our experiments, these methods face significant efficiency challenges. A potentially more efficient approach could involve integrating expert models at different layers of the LLM, enabling it to handle complex questions more effectively. We leave this extension for future work.

Multi-Modal Llamdex. In this paper, we focus on tabular data that commonly exist in relational database. Potentially, Llamdex can be extended to support multi-modal data, such as images and text. These multi-modal data would lead to different interfaces for expert models, which may require different expert encoders and decoders. For example, for image data, the expert encoder could be a convolutional neural network, while for text data, it could utilize attention layers. We leave this extension for future work.