

Model-Based Differentially Private Knowledge Transfer for Large Language Models

Zhaomin Wu*
National University of Singapore
Singapore
zhaomin@nus.edu.sg

Jizhou Guo*[†]
Shanghai Jiao Tong University
Shanghai, China
sjtu18640985163@sjtu.edu.cn

Junyi Hou
National University of Singapore
Singapore
junyi.h@comp.nus.edu.sg

Bingsheng He
National University of Singapore
Singapore
hebs@comp.nus.edu.sg

Lixin Fan
WeBank
China
lixinfan@webank.com

Qiang Yang
WeBank
China
qiangyang@webank.com

Abstract

As large language models (LLMs) become increasingly prevalent in web services, effectively leveraging domain-specific knowledge while ensuring privacy has become critical. Existing methods, such as retrieval-augmented generation (RAG) and differentially private data synthesis, often compromise either the utility of domain knowledge or the privacy of sensitive data, limiting their applicability in specialized domains. To address these challenges, we propose *Llamdex*, a novel framework that integrates privacy-preserving, domain-specific models into LLMs. Our approach significantly enhances the accuracy of domain-specific tasks, achieving up to a 26% improvement compared to existing methods under the same differential privacy constraints. Experimental results show that *Llamdex* not only improves the accuracy of LLM responses but also maintains comparable inference efficiency to the original LLM, highlighting its potential for real-world applications.

CCS Concepts

• **Computing methodologies** → **Knowledge representation and reasoning**; **Natural language processing**; **Neural networks**;
• **Security and privacy** → **Data anonymization and sanitization**.

Keywords

Large Language Model, Knowledge Transfer, Differential Privacy

ACM Reference Format:

Zhaomin Wu, Jizhou Guo, Junyi Hou, Bingsheng He, Lixin Fan, and Qiang Yang. 2018. Model-Based Differentially Private Knowledge Transfer for Large Language Models. In . ACM, New York, NY, USA, 10 pages. <https://doi.org/UnderReview>

*Equal contribution.

[†]This work was done during an internship at National University of Singapore.

Permission to make digital or hard copies of all or part of this work for personal or classroom use is granted without fee provided that copies are not made or distributed for profit or commercial advantage and that copies bear this notice and the full citation on the first page. Copyrights for components of this work owned by others than the author(s) must be honored. Abstracting with credit is permitted. To copy otherwise, or republish, to post on servers or to redistribute to lists, requires prior specific permission and/or a fee. Request permissions from permissions@acm.org.

Conference'17, July 2017, Washington, DC, USA

© 2018 Copyright held by the owner/author(s). Publication rights licensed to ACM.

ACM ISBN 978-1-4503-XXXX-X/18/06

<https://doi.org/UnderReview>

1 Introduction

The widespread adoption of large language models (LLMs) in web services has profoundly impacted various domains, yet their application in specialized domains - especially those handling sensitive data - faces significant hurdles. State-of-the-art LLMs, such as GPT-4 [29] and Gemini [41], are typically closed-source and owned by large companies (referred to as *servers*). These models, trained on extensive public datasets, frequently struggle to deliver accurate results in specialized areas like healthcare and finance, where precision is crucial. For example, a misdiagnosis in medical contexts can pose serious health risks, while erroneous financial forecasts can lead to substantial economic implications. The reluctance of servers to share their models due to commercial interests, combined with clients' inability to disclose sensitive data for privacy reasons, creates a significant barrier to developing LLMs that can effectively leverage domain-specific knowledge.

Existing knowledge transfer methods have struggled to balance utility and privacy effectively. Approaches such as retrieval-augmented generation (RAG) [7, 49], transfer learning [9, 21], and parameter-efficient fine-tuning (PEFT) [10, 17, 18] offer promising utility but necessitate the direct sharing of domain-specific data, raising significant privacy concerns [47]. Privacy of domain-specific data is typically protected by sharing synthetic data [5, 30, 39] with *differential privacy* (DP) [4] mechanisms employed; however, the noise required to maintain differential privacy results in substantial utility loss, leading to a "disparate impact" [6] on the accuracy of models trained on synthetic data. Consequently, none of these methods effectively achieve knowledge transfer while ensuring strong differential privacy guarantees.

To address this issue, we propose a framework - **Large language model with domain expert** (*Llamdex*) - which utilizes differentially private *models* for domain knowledge transfer. These models, which can be considered summaries of data distributions, typically require much less noise to maintain the same level of differential privacy. The differentially private model is integrated into the intermediate layer of the LLM as a *domain expert*. The LLM learns to query the domain expert and leverages its outputs to generate responses based on the public schema of the domain data.

An overview of *Llamdex*'s training and deployment process is illustrated in Figure 1 using the example of a financial inquiry. In this scenario, a bank, acting as the client, trains an expert model on

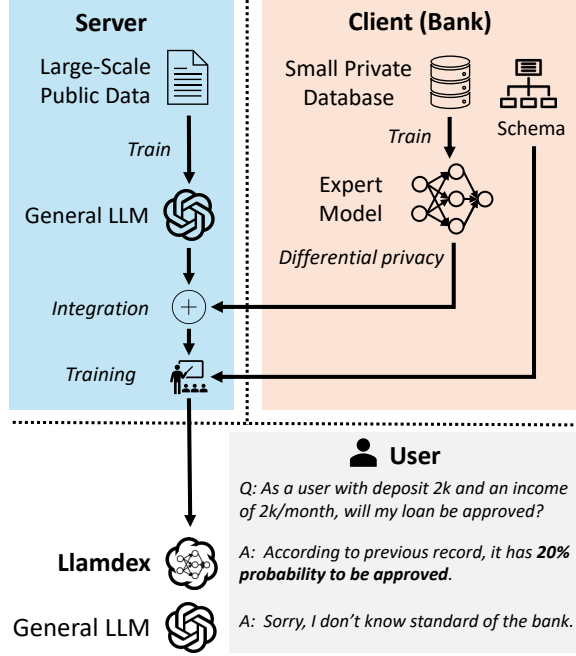


Figure 1: Overview of Llamdex training and deployment in financial inquiry applications

its private customer data while ensuring differential privacy. This model is then shared with the server and integrated into the general LLM, followed by further fine-tuning using the public schema. The resulting domain-specific LLM - Llamdex - can then be deployed to handle customers' financial inquiries based on the public schema, without accessing the private data.

This design presents two major challenges. First, the input and output spaces of the domain expert do not align with the embedding space of the LLM. Specifically, the domain expert trained on tabular data typically operates on 1D feature vectors, while the LLM uses token embeddings as its intermediate representations. Designing trainable mapping modules to effectively bridge these two distinct spaces is complex. Second, there is no existing data available to train the mapping modules, as the original data used to train the domain expert is not accessible to the LLM due to privacy concerns. Addressing these challenges is critical for enabling effective model-based knowledge transfer.

To overcome these challenges, we design the architecture and training algorithm of Llamdex to facilitate effective model-based knowledge transfer. Specifically, to resolve the first challenge, we design a domain encoder that maps the original tokens to feature vectors and a domain decoder that converts the expert's output into multiple token embeddings. These embeddings are then appended to the original sequence of token embeddings. To tackle the second challenge, we temporarily replace the domain expert with a synthetic expert, trained on known synthetic data generated under the same schema as the domain data. Once the domain encoder and decoder are trained, the synthetic expert is replaced by the domain expert for deployment. Our contributions are as follows:

- We propose Llamdex, a novel architecture for effectively transferring domain knowledge to LLMs by integrating differentially private domain-specific models.
- We design a training algorithm for Llamdex that utilizes randomly generated synthetic data, which effectively generalizes to real domain data.
- Our experiments on four real-world datasets show that Llamdex outperforms fine-tuning with real domain data by up to 14%, while also surpassing PATE-GAN fine-tuning by up to 26% under the same level of differential privacy.

2 Background

Transferring the expert model to the server could potentially be used to identify users from the private domain database. To mitigate this risk, we employ differential privacy to protect the privacy of the users. Differential privacy [4] is a rigorous framework for data privacy that provides strong probabilistic guarantees on the distinguishability of individuals in a dataset. It measures the privacy of a statistical query based on the divergence of its output distribution when a single data record is removed from the dataset. Formally,

DEFINITION 2.1 (DIFFERENTIAL PRIVACY [4]). A randomized algorithm $\mathcal{M} : \mathcal{D} \rightarrow \mathcal{O}$ is said to be (ϵ, δ) -differentially private if, for any two datasets $D, D' \in \mathcal{D}$ that differ by a single record, and for all output sets $S \subseteq \mathcal{O}$,

$$\Pr[\mathcal{M}(D) \in S] \leq e^\epsilon \Pr[\mathcal{M}(D') \in S] + \delta. \quad (1)$$

The parameter ϵ represents the privacy budget, controlling the level of privacy; smaller values of ϵ imply stronger privacy guarantees. The parameter δ is a relaxation that allows the privacy guarantee to be violated with a small probability δ .

Differential privacy is typically achieved by introducing noise into the algorithm. One common method is the Gaussian mechanism, which adds Gaussian noise to the output to ensure differential privacy.

THEOREM 1 (GAUSSIAN MECHANISM [4]). Let f be a function $f : \mathcal{D} \rightarrow \mathbb{R}^d$, and assume the L_2 -sensitivity of f is defined as $\Delta_f := \sup_{D \approx D'} \|f(D) - f(D')\|_2$, where D and D' are neighboring datasets differing by a single record. The Gaussian mechanism $\mathcal{M}(D) = f(D) + Z$ is (ϵ, δ) -differentially private if Z is a random variable drawn from a Gaussian distribution $\mathcal{N}(0, \sigma^2)$, where the standard deviation $\sigma \geq \frac{\Delta_f \sqrt{2 \ln(1.25/\delta)}}{\epsilon}$.

Differential privacy can be utilized to generate synthetic data from private databases by adding noise, as demonstrated in methods like PATE-GAN [15]. Meanwhile, model parameters can also be protected in the context of differential privacy by adding noise to the gradients during each training step. The cumulative privacy loss over training is tracked using a technique known as the moments accountant [1]. A library called Opacus [45] supports differential privacy in deep learning and is used in our implementation.

3 Related Work

Existing approaches for domain knowledge transfer can be broadly classified into two categories: those prioritizing utility and those prioritizing privacy. Utility-focused methods, such as Retrieval-Augmented Generation (RAG) [16, 25, 46] and fine-tuning [10, 17,

18], require the direct sharing of domain-specific data with the LLM, which poses significant privacy risks [47], thus infeasible for sensitive knowledge transfer. Privacy-focused approaches can be divided into two types. The first is data-based, where knowledge is transferred by sharing synthetic data. These methods, commonly referred to as differentially private data synthesis, leverage differential privacy (DP) [4] by adding noise to the original data to safeguard privacy. The second type is model-based, often referred to as "LLM with API", in which clients share a model or an API with the server. The following paragraphs provide a detailed discussion of these two privacy-focused approaches and how Llamdex offers distinct advantages over these existing techniques.

Differentially Private Data Synthesis. These approaches address privacy concerns by sharing synthetic data generated by differentially private models. The PATE framework [30] achieves differential privacy by introducing Laplacian noise to the synthetic data produced by a teacher model. SeqPATE [42] extends this approach to text generation tasks. Such methods, which add noise to synthetic data and are referred to as *input perturbation* in differential privacy (DP), often result in significant degradation of model performance [13]. Other DP variants, such as d_{χ} -DP [5] and selective-DP [38], have been proposed to enhance model utility. However, these techniques still rely on direct data perturbation, which is known to cause greater utility loss compared to gradient perturbation [19], a method that introduces noise into the gradients during each training iteration [13]. In contrast, Llamdex transfers knowledge through models protected by gradient perturbation, thereby mitigating utility loss while ensuring privacy.

LLM with API. These approaches address privacy concerns by allowing the client to share a model or API with the server. One of the simplest methods is to carefully design prompts that instruct the LLM to call the appropriate API [44]. However, even minor inaccuracies in the prompt can lead to catastrophic errors, particularly when interacting with different APIs. Toolformer [36] refines this process by fine-tuning the LLM to recognize API calls within the input text, invoke the external API to process the corresponding data, and then insert the results back into the input text before feeding the updated text back into the LLM. As an improvement, ToolLLM [33] supports hierarchical API calls by introducing a *Depth First Search-based Decision Tree* for API planning. All these approaches, however, rely on text-based communication between the LLM and APIs, which presents two critical challenges: efficiency and reliability. First, to generate accurate results, the LLM must be fine-tuned to generate correct texts for specific APIs, a process that requires significant resources and time. Second, given the strict input formats required by certain APIs, the inherent ambiguity of natural language frequently introduces errors. Llamdex addresses these challenges by keeping the LLM frozen and communicating directly with the domain model through data representations, offering a more efficient and reliable solution.

Other related approaches, such as split learning [20, 32], federated learning [2, 50, 51], and mixture of experts [12, 52], focus on scenarios where multiple clients, each with distinct datasets, collaborate on training. However, these approaches are not directly applicable to our setting, where the server owns the LLM and the client possesses domain-specific data. In summary, while existing

methods provide valuable insights into domain knowledge transfer, they often compromise either utility or privacy. Our proposed approach, Llamdex, aims to address these limitations by offering a more efficient and reliable solution that balances privacy and utility, which will be detailed in the subsequent sections.

4 Problem Statement

Consider a collaboration between a *server* and a *client*. The server has a decoder-only large language model (LLM), denoted as \mathcal{M} , which has been trained on a public text dataset $\mathbf{Z}_p \in \mathbb{A}^{n \times l}$, where \mathbb{A} represents the token set and l is the sequence length. The client holds a private domain-specific dataset $\mathbf{X}_d \in \mathbb{R}^{n \times m}$. We assume that the client's data distribution \mathbf{X}_d is not fully dependent on the server's data distribution \mathbf{X}_p , and the schema of the client's data \mathbf{S}_d is considered public. The primary goal in this scenario is for the server to modify \mathcal{M} to obtain a domain-aware model \mathcal{M}_d , capable of generating accurate responses for the client's domain-specific data \mathbf{X}_d without direct access to \mathbf{X}_d .

This study focuses on a model-based knowledge transfer approach. Specifically, the client trains an expert model, \mathcal{E}_d , with parameters $\theta_{\mathcal{E}_d}$, on data \mathbf{X}_d to predict a target variable y . The training process utilizes the DPSGD optimizer [1], which ensures that the parameters $\theta_{\mathcal{E}_d}$ satisfy differential privacy [4], thus cannot be used to infer \mathbf{X}_d . This is equivalent to adding Gaussian noise to the parameters. Formally, this can be expressed as:

$$\theta_{\mathcal{E}_d} = \arg \min_{\theta_{\mathcal{E}_d}} \mathbb{E}_{(\mathbf{x}, y) \in \mathbf{X}_d} [\mathcal{L}(\mathcal{E}_d(\theta_{\mathcal{E}_d}; \mathbf{x}), y)] + \mathcal{N}(0, \sigma^2), \quad (2)$$

where \mathcal{L} denotes the task-specific loss function and $\mathcal{N}(0, \sigma^2)$ represents Gaussian noise with variance σ^2 .

The objective of this paper is to design an approach that integrates the expert model \mathcal{E}_d into the LLM to produce a domain-aware model, \mathcal{M}_d , capable of generating accurate responses to domain-specific questions. These domain-specific questions, represented by \mathbf{Z}_d , are assumed to be highly correlated with \mathbf{X}_d . The training algorithm aims to minimize the following objective:

$$\theta_{\mathcal{M}_d} = \arg \min_{\theta_{\mathcal{M}_d}} \mathbb{E}_{(\mathbf{z}, y) \in \mathbf{Z}_d} [\mathcal{L}(\mathcal{M}_d(\theta_{\mathcal{M}_d}; \mathbf{z}, \theta_{\mathcal{E}_d}), y)]. \quad (3)$$

Additionally, we aim to keep the original LLM parameters, $\theta_{\mathcal{M}}$, frozen during training, ensuring that the trainable parameters satisfy the condition $\theta_{\mathcal{M}_d} \cap \theta_{\mathcal{M}} = \emptyset$.

Since tabular data is one of the most common formats in relational databases and can naturally be translated to and from text, with each feature being explainable in the schema, we focus on \mathbf{X}_d in tabular format in this paper. Extensions to other data formats, such as text, images, and videos, are discussed in Section 7 and are left for future work.

Threat Model. Our primary focus in this paper is the privacy of the client's data, \mathbf{X}_d . We assume that the server is semi-honest, meaning it will adhere to the protocol but may attempt to gather additional information. The server has access to the public dataset, \mathbf{Z}_p , as well as the schema of the client's data, \mathbf{S}_d . Furthermore, the server can access the expert model, \mathcal{E}_d , and its parameters, $\theta_{\mathcal{E}_d}$. The primary risk is that the server may attempt to infer the client's data \mathbf{X}_d using the information it can access, particularly the expert model \mathcal{E}_d .

5 Approach

In this section, we provide a detailed overview of our model design and algorithm. Section 5.1 describes the model architecture, followed by the training and inference processes in Section 5.2. The collaborative training process of Llamdex can be viewed as the transfer of domain knowledge from the client to the server. Two types of knowledge are shared: data schema knowledge and data distribution knowledge. The data schema is considered public information and can be directly shared with the server. However, the data distribution is sensitive and is shared via the expert model trained with differential privacy. The primary challenge in designing the training algorithm and model architecture is ensuring that the server can effectively utilize both the expert model and schema information to make accurate domain-specific predictions without accessing the real domain data.

5.1 Model Architecture

Overview. The Llamdex model integrates a *domain expert* into an intermediate layer of the LLM, as illustrated in Figure 2. The domain expert module receives question embeddings as input and generates corresponding answer embeddings based on domain knowledge, referred to as *output embeddings*. These output embeddings are appended to the question embeddings and passed to subsequent layers. Since many LLM architectures or their positional encodings (e.g. Mistral [14] with RoPE [40]) require a consistent sequence length across layers, Gaussian noise placeholders are used prior to the domain expert layer to maintain sequence length consistency with the expected output embeddings.

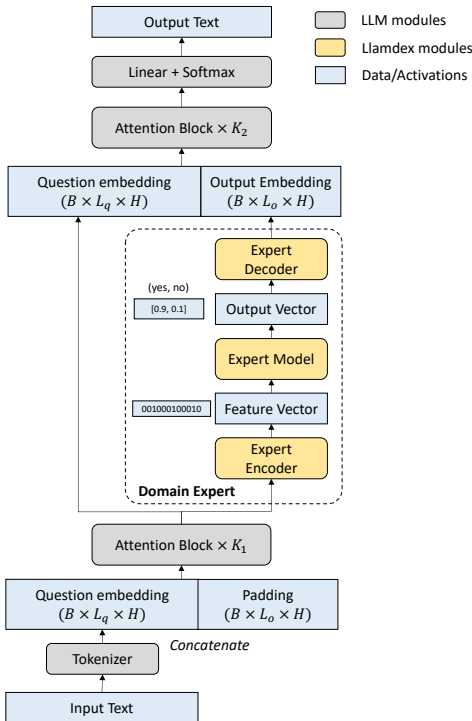


Figure 2: Llamdex Architecture

The domain expert comprises three components: the expert encoder, expert decoder, and expert model. The expert model is the central component containing domain knowledge of the data distribution, while the expert encoder and decoder incorporate domain knowledge of the data schema. The expert model is a small neural network (e.g., a multi-layer perceptron (MLP)) that makes predictions (e.g., predicting salary) based on specific features (e.g., age and city). Due to its lightweight nature and the sensitive domain information it contains, the expert model is trained by the client with differential privacy to prevent membership inference attacks [11] before being shared with the server. The expert encoder transforms token embeddings into feature vectors, and the expert decoder converts feature vectors back into token embeddings. The detailed design of the expert encoder and decoder is presented in Figure 3 and discussed in the remainder of this section.

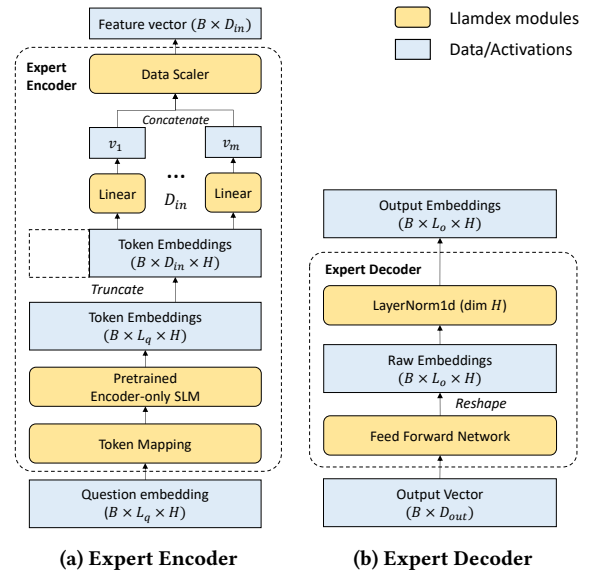


Figure 3: Expert Encoder and Decoder Architecture

Expert Encoder. The primary challenge of encoder design is that most modern LLMs (e.g., Mistral [14], GPT [29], Llama [43]) employ decoder-only structures that generate text auto-regressively - producing one word at a step based on prior context. These decoder-only LLMs are not suited for a single-step extraction of all required feature values from token embeddings. To address this, we utilize a pretrained encoder-only small language model (SLM) for feature extraction. Specifically, in our experiments, we employ a BERT-based model, RoBERTa [22]. The final D_{in} hidden states from the last layer of RoBERTa are mapped into feature vectors using D_{in} linear layers, respectively. To ensure stable training and avoid extreme feature values, all feature values are scaled to the range $[0, 1]$ using a min-max scaler before training the expert model. The min-max scaler, derived from theoretical feature ranges (e.g., $[0, 100]$ for age), and assumed to contain no sensitive information, is shared with the server and serves as the activation function for these linear layers.

Another challenge in using an SLM is the misalignment of token embeddings between the LLM and SLM, as they typically employ

different tokenizers. This misalignment can lead to significant performance degradation if not addressed, as the feature extraction process relies on accurate token representation. To address this, we design a *token mapping* module, inspired by the logit lens [28] which was originally proposed for token interpretation. In essence, we extract the most probable tokens from the LLM's logits, decode them using the LLM's tokenizer, and then re-encode them using the SLM's tokenizer. Specifically, we first apply the LLM's pretrained and frozen RMSNorm [48] and language modeling head (LM_head) to the embedding \mathbf{R} to obtain logits.

$$\text{logits} = \text{LM_head}(\text{RMSNorm}(\mathbf{R})) \quad (4)$$

We then extract the most relevant token IDs from the logits.

$$\text{token_id}_{LLM} = \arg \max(\text{logits}) \quad (5)$$

These token IDs are decoded using the LLM's tokenizer.

$$\text{token}_{LLM} = \text{Tokenizer}_{LLM}.\text{Decode}(\text{token_id}_{LLM}) \quad (6)$$

Finally, the decoded tokens are re-encoded into embeddings recognized by SLM using the SLM's tokenizer.

$$\text{token_id}_{SLM} = \text{Tokenizer}_{SLM}.\text{Encode}(\text{token}_{LLM}) \quad (7)$$

Following these steps, the token embeddings are aligned between the LLM and SLM, allowing the expert encoder to extract feature values from the token embeddings.

Expert Decoder. The key challenge in designing the decoder is that the scale of the raw output embeddings is significantly larger than that of the question embeddings, causing a large discrepancy in the skip-connection and subsequent attention layers. To mitigate this, we apply an independent LayerNorm to normalize the raw output embeddings before concatenating them with the token embeddings. This allows the model to learn the scale of the output embeddings and remain stable during training. Additionally, the output vector is mapped to the raw output embeddings through a simple feed-forward network (FFN) using a SwiGLU [37] activation.

5.2 Training and Inference

The Llamdex training process has two stages: the client training stage and the server training stage. In client training stage, the client trains the expert model with differential privacy using the Opacus [45] library and transfers both the expert model and the data schema to the server. In server training stage, the server generates synthetic tabular data as well as synthetic questions based on the schema. The server then trains the expert encoder and decoder separately using the synthetic data and questions. Throughout the training, all the original LLM parameters remain frozen, with only the expert encoder and decoder being trained. Our experiments demonstrate that the expert encoder and decoder, trained on synthetic data, generalize well to real domain data. This is because the expert encoder and decoder learn how to extract features from text, rather than memorizing the underlying data distribution.

Training Expert Encoder. To address the absence of real data for training the expert encoder, we propose a training algorithm that uses server-generated synthetic data. First, synthetic tabular data is generated based on the client's schema using the sklearn library, with partial features marked as missing values. For each synthetic data row, a corresponding text-based question is generated using an

LLM (e.g., Mistral-7B [14] in our experiments). The expert encoder is then trained to extract feature values from these synthetic questions, using mean squared error (MSE) loss between the extracted feature values and the ground truth values.

Training Expert Decoder. The expert decoder is similarly trained using the server-generated synthetic data. The output vector (synthetic labels) is input into the decoder, and since the expert model is restricted to producing a fixed set of answers (e.g., Yes/No), the decoder is trained using cross-entropy loss between the predicted output logits and the ground truth one-hot encoding of the answers.

Inference. During inference, the real domain expert is inserted into the LLM between the expert encoder and decoder. Users can perform end-to-end inference by submitting a question to the LLM, which generates an answer based on the expert model's domain knowledge. The expert model generates output embeddings that are concatenated with the question embeddings and passed through the subsequent LLM layers. The final output of the LLM is the answer to the question, generated using the expert model's domain knowledge. Our experiments demonstrate that the Llamdex model can effectively generalize to real domain questions without accessing actual domain data.

6 Experiment

6.1 Experiment Setting

In this section, we present the experimental setup, which includes details on the datasets, the training process of expert models, the utilization of the LLM and SLM, the evaluation method, the baselines, and the environment used for the experiments.

Dataset. Our experiments incorporate four public real-world datasets: titanic [8], wine [3], bank [26], and nursery [34], with details provided in Table 2. For evaluation, all datasets are in tabular format with well-defined schema and meaningful column names. We split each dataset into training and test sets by an 8:2 ratio.

Expert Model. The expert models are trained directly on the tabular datasets using PyTorch [31]. Each expert model is a multi-layer perceptron (MLP) with two hidden layers consisting of 400 and 200 neurons, respectively. The ReLU [27] activation function is employed in the hidden layers, and the output layer is followed by a softmax function. Model training is performed using the AdamW optimizer [24], with a learning rate of 10^{-4} and a batch size of 64, over at most 30 epochs or until training loss converges. For models incorporating differential privacy, Opacus [45] library is used to add noise to the gradients during training, according to specified values of ϵ and δ . The value of δ is set to $1/n$, following the convention in [4], where n represents the number of training instances.

LLM and SLM. In our experiments, we employ the pretrained Mistral-7B [14], which contains 7 billion parameters, as the bottleneck LLM, and the pretrained Roberta-large [23], with 355 million parameters, as the SLM within the expert encoder. Under our Llamdex training paradigm, the LLM remains frozen throughout, while the SLM undergoes full-parameter fine-tuning. The expert encoder and decoder are trained with a batch size of 128 and a learning rate of 5×10^{-5} , using the AdamW optimizer [24]. The

Table 1: The used prompt and example of tabular data and questions from the titanic dataset in the evaluation

Example	
Column Names	Age, Fare ¹ , Parents/Children Aboard, Pclass, Sex, Siblings/Spouses Aboard, Survived
Tabular Row	18.0, 9.35, 1, 3, female, 0, 1
Question Generation Prompt	Convert the following information about a Titanic passenger into natural language. Ensure and double-check that you do not miss any information, add some irrelevant context, and ask if the passenger survived or not at the end without answering, # please: #Sex: female #num_parents_and_children_around: 1 #Fare: 9.35 #Age: 18.0 #num_siblings_and_spouses_around: 0 #ticket_class: Third class
Generated Question	This information pertains to a female passenger aboard the Titanic. She was 18 years old and traveled in the Third class . She was accompanied by one parent or child . It is also noteworthy that she did not have any siblings or spouses aboard the ship. Her fare for the journey was 9.35 dollars. Could you please confirm if this passenger survived the tragic sinking of the Titanic or not?
System Prompt	Respond the user's question in only one word: Yes or No.
Answer of Llamdex	Yes

¹As the unit of "fare" is not defined in the dataset, we interpret it as being in dollars without specifying the currency. Given that titanic serves as an external knowledge base, the actual unit does not affect the evaluation outcome.

Table 2: Detailed information of tabular datasets

Dataset	#Instances	#Features	#Classes
titanic [8]	887	7	2
wine [3]	4,898	11	11
bank [26]	45,211	16	2
nursery [34]	12,960	8	4

learning rate is adjusted by a cosine scheduler with 500 steps of warmup during the training. The expert encoder is trained for 30 epochs, and the expert decoder for 10 epochs.

Evaluation. We assess the improvement of Llamdex over the original LLM by measuring the accuracy of the LLM's responses to questions related to the tabular datasets (domain-specific knowledge). Specifically, for each row in the tabular dataset, we randomly mask 10% of the values as missing value to simulate real-world questions. Each row is then converted into text in the format $\#c_1 : v_1, \dots, \#c_m : v_m$, where c_i represents the column name, v_i the corresponding value in that row, and m is the number of columns. This textual representation is input to an existing LLM (we use Mistral-7B), along with a system prompt instructing the model to generate a question based on the data. These generated questions are used to evaluate Llamdex and other fine-tuned baseline LLMs. An example of the tabular data and questions generated from the titanic dataset is shown in Table 1.

During the evaluation, the LLM is instructed to respond to each question with a single word: "Yes" or "No" for binary classification tasks, and an uppercase letter (i.e., "A" to "Z", depending on the number of classes) for multi-class classification tasks. The class with the highest predicted probability is compared with the ground truth label to compute the accuracy of the LLM's response. Each task is repeated over five runs, and we report the mean and standard deviation of the accuracy.

Baselines. To evaluate the performance of Llamdex without the addition of noise for differential privacy, we compare it against three baselines: **Original LLM**, **Real Data LoRA** [10], and **Expert API**. Additionally, we compare Llamdex with **PATE-GAN** [15], which provides a differential privacy guarantee. We do not include full-parameter fine-tuning of the LLM in our comparison due to the significant computational and memory demands. The baselines are described as follows:

- **Original LLM:** The unmodified LLM without any additional training or adaptation.
- **Real Data LoRA [10]:** The LLM is directly fine-tuned using the questions and labels generated from the real data, applying LoRA [10], a state-of-the-art approach for parameter-efficient fine-tuning.
- **Expert API:** This is a simplified approach of LLM with API [33, 36]. Specifically, a prompt is provided to the LLM, asking it to generate dictionary-like text in the format $c_1 : v_1, \dots, c_m : v_m$ from the questions. Regular expressions are then used to extract the column values from the generated text. These extracted values are fed into a domain expert model, and the expert model's predictions are mapped to the final answer.
- **PATE-GAN [15]:** A widely used data synthesis method, PATE-GAN [15], is used to generate synthetic tabular data with differential privacy. The synthetic data are then subjected to the same question generation process as the real data, and LoRA [10] is employed to fine-tune the LLM.

Environment. For efficiency evaluation, we utilize 4x NVIDIA H100 GPUs, each with 80GB of GPU RAM, alongside an AMD EPYC 9654 96-Core processor with 1.1TB of CPU memory, although the large CPU memory is not strictly necessary. The experiments are conducted using the PyTorch [31] deep learning framework, with

Opacus [45] employed for differential privacy. For multi-GPU training, we use full-GPU data parallelism facilitated by the DeepSpeed library [35]. Both training and evaluation are performed using bf16 precision to optimize memory efficiency.

6.2 Accuracy

In this subsection, we focus on the evaluation results without the addition of differential privacy noise. The accuracy of Llamdex and the baselines are presented in Table 3, with the highest accuracy marked in **bold** and the second highest underlined. We found that Llamdex significantly outperforms all baselines across every dataset. Notably, in the nursery dataset, Llamdex surpasses the second-best baseline, LoRA fine-tuning on real data, by 14%, despite not accessing the real domain data. This is because it is challenging for LLMs to learn the complex mapping from natural language questions to answers, whereas Llamdex is specifically trained to extract relevant features from natural language queries and utilize an accurate expert model to predict the answer. This demonstrates that Llamdex’s synthetic data-based training paradigm generalizes well to domain-specific questions based on real data.

Effect of Inserted Layer. We explore the accuracy of Llamdex when the domain expert is inserted at different layers of the LLM. The effect of the depth of the insertion layer is shown in Figure 5. From the figure, we observe that the best accuracy occurs when the domain expert is inserted in either the first few layers or the last few layers. The probable reason is that the initial and final layers are more closely aligned with natural language tokens, making the information easier to interpret, whereas the intermediate layers are more abstract and harder to map directly to natural language.

6.3 Privacy

In this subsection, we evaluate the privacy-utility trade-off by comparing the accuracy with differential privacy of various ϵ . The results are shown in Figure 4 and two key observations emerge. First, Llamdex continues to outperform the baselines even as more noise (smaller ϵ) is added. For example, Llamdex outperforms PATE-GAN by 26% when $\epsilon = 2$ on wine dataset. However, when excessive noise is introduced (e.g., $\epsilon = 0.5$ on the titanic dataset), Llamdex’s accuracy slightly decreases. Second, we observe that PATE-GAN LoRA provides accuracy closer to that of the original LLM on most datasets. This is because the synthetic data generated by PATE-GAN contains too much noise, limiting the useful information available to the LLM and leading to poorer performance. In summary, Llamdex strikes a balance between privacy and utility, maintaining high accuracy while ensuring a strong privacy guarantee.

6.4 Efficiency

In this subsection, we evaluate the efficiency of Llamdex and the baseline models in terms of both training time and memory consumption. The results are presented in Table 4 and Table 5.

Inference. The inference time and memory usage for Llamdex and the baselines are presented in Table 5. From the results, two key observations can be made: (1) Llamdex provides significantly faster inference than the Expert API, the only method with competitive accuracy to Llamdex. Specifically, Llamdex achieves an

average 29× speedup over the Expert API, while maintaining inference times comparable to baselines with poorer performance, such as LoRA fine-tuned LLM and the original LLM. (2) Llamdex consumes similar memory to these lower-performing baselines, while using 1.49× less memory than the Expert API. This demonstrates that Llamdex is more efficient in terms of both inference time and memory consumption, while maintaining competitive or superior accuracy.

Llamdex’s faster inference compared to "LLM with API" methods (e.g., Expert API) is due to two primary factors. First, Llamdex eliminates the need to serialize entire table rows into text before making predictions. Since inference time increases almost linearly with text length for decoder-only LLM, avoiding this serialization step leads to more efficient processing. In Llamdex, the expert encoder directly extracts raw data vector from tokens, enabling faster predictions. Second, after training, the expert encoder has learned the schema, which avoids the need to provide the schema in each question. In contrast, "LLM with API" approaches must explicitly include the whole schema in every question, significantly increasing the context length and thus the time cost in inference.

Training. The training time and memory consumption for Llamdex and the baselines are presented in Table 4. From the results, we can make one key observation: training Llamdex requires a similar order of magnitude of resources as LoRA fine-tuning, with memory consumption also comparable to LoRA. The slightly higher memory usage and increased training time in Llamdex are due to the additional parameters introduced by the expert encoder and decoder. This indicates a trade-off between efficiency and accuracy, with Llamdex providing a significant improvement in accuracy over LoRA. Expert API and original LLM is not included in the training time comparison as they do not require training.

7 Discussion

Multi-Task Llamdex. In this paper, we successfully integrate a single expert model within an LLM. However, in real-world applications, more complex scenarios may arise where a single question requires the knowledge from multiple expert models. For instance, in the medical domain, a question about a patient’s symptoms might necessitate inferencing various diagnostic models, such as a radiology model, a pathology model, and a clinical model. The primary challenge in extending Llamdex to support multiple tasks lies in token routing. Similar to Mixture of Experts (MoE) in LLMs, a gating module is required to determine which tokens should be routed to which expert model. To support multi-tasking, beyond the expert encoder and decoder design, Llamdex must also introduce a carefully designed gating module for efficient token routing. We leave this extension for future work.

Complex Questions. In this paper, we focus on simple questions that can be answered directly by querying the expert model, where the model’s output serves as the immediate answer. However, in real-world applications, questions are often more complex and may require multiple steps to reach an answer. For example, a question might first require inferring a diagnosis from a radiology image before using that diagnosis to formulate a response. Approaches like "LLM with API" often utilize chain-of-thought reasoning or Depth

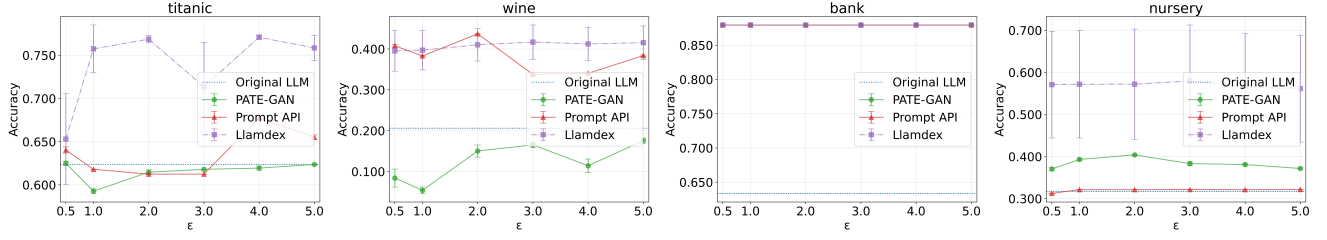
Figure 4: Accuracy of Llamdex and the baselines under different privacy budget ϵ

Table 3: Accuracy of Llamdex without additional privacy noise

Method	Accuracy (%)			
	titanic	wine	bank	nursery
Real Data LoRA	62.14 \pm 0.27	31.38 \pm 0.47	81.24 \pm 2.16	37.40 \pm 0.88
Original LLM	62.36 \pm 0.00	20.59 \pm 0.04	63.35 \pm 0.02	31.71 \pm 0.05
Expert API	51.46 \pm 1.61	40.63 \pm 0.26	85.32 \pm 0.02	32.10 \pm 0.03
Llamdex	75.51 \pm 0.84	41.42 \pm 4.06	87.94 \pm 0.00	51.69 \pm 10.88

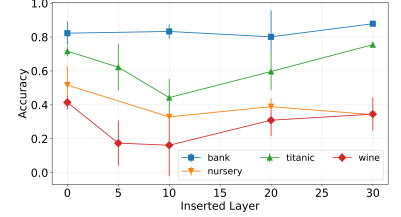


Figure 5: The effect of the depth of the inserted layer on the accuracy of Llamdex

Table 4: Average Training Time (minutes per epoch) and Peak Training Memory Cost (GB)

Method	Training Time ¹ (min)				Training Memory (GB)			
	titanic	wine	bank	nursery	titanic	wine	bank	nursery
Real Data LoRA / PATE-GAN LoRA	3.94	4.76	4.28	3.98	16.05	17.89	16.90	16.07
Llamdex ²	7.42 / 4.73	12.15 / 7.47	12.17 / 7.42	7.77 / 4.85	29.96	29.47	29.28	34.46

¹For a fair comparison of efficiency, we fix the number of instances per epoch at 10,000 for all methods.

²The per-epoch training time of Llamdex is reported in the format of <training time of expert encoder>/<training time of expert decoder>.

Table 5: Inference Time (minutes) and Peak Inference Memory Cost (GB)

Method	Inference Time (min)					Inference Memory (GB)				
	titanic	wine	bank	nursery	Relative ¹	titanic	wine	bank	nursery	Relative ¹
Original LLM	0.03	0.40	2.58	0.72	$\times 0.49$	18.26	19.76	20.29	20.45	$\times 0.96$
Real Data LoRA / PATE-GAN LoRA	0.03	0.42	2.75	0.72	$\times 0.52$	18.06	19.73	20.26	21.67	$\times 0.97$
Expert API	0.87	21.73	165.0	33.13	$\times 29.08$	25.42	29.02	37.89	30.27	$\times 1.49$
Llamdex	0.07	0.80	5.27	1.45	$\times 1.00$	17.96	19.29	21.82	23.29	$\times 1.00$

¹Mean relative value compared with Llamdex across all datasets.

First Search-based Decision Trees (DFSDT) to handle such complex queries, but as demonstrated in our experiments, these methods face significant efficiency challenges. A potentially more efficient approach could involve integrating expert models at different layers of the LLM, enabling it to handle complex questions more effectively. We leave this extension for future work.

Multi-Modal Llamdex. In this paper, we focus on tabular data that commonly exist in relational database. Potentially, Llamdex

can be extended to support multi-modal data, such as images and text. These multi-modal data would lead to different interfaces for expert models, which may require different expert encoders and decoders. For example, for image data, the expert encoder could be a convolutional neural network, while for text data, it could utilize attention layers. We leave this extension for future work.

8 Conclusion

In this paper, we introduced Llamdex, a framework designed to facilitate model-based domain knowledge transfer to large language models while ensuring differential privacy. Our approach not only maintains high accuracy but also provides robust privacy guarantees, making it particularly applicable to sensitive domains such as healthcare and finance. Beyond its technical contributions, Llamdex represents a novel approach to transferring sensitive knowledge through models rather than data. We believe this framework will shape the future of LLMs by enabling better integration of domain-specific knowledge, leading to more tailored and privacy-aware web AI services.

References

- [1] Martin Abadi, Andy Chu, Ian Goodfellow, H Brendan McMahan, Ilya Mironov, Kunal Talwar, and Li Zhang. Deep learning with differential privacy. In *Proceedings of the 2016 ACM SIGSAC conference on computer and communications security*, pages 308–318, 2016.
- [2] Dongqi Cai, Yaozong Wu, Shangguang Wang, Felix Xiaozhu Lin, and Mengwei Xu. Fedadapter: Efficient federated learning for modern nlp. *MobiCom*, 2021.
- [3] Paulo Cortez, A. Cerdeira, F. Almeida, T. Matos, and J. Reis. Wine Quality. UCI Machine Learning Repository, 2009. DOI: <https://doi.org/10.24432/C56S3T>.
- [4] Cynthia Dwork. Differential privacy. In *International colloquium on automata, languages, and programming*, pages 1–12. Springer, 2006.
- [5] Oluwaseyi Feyisetan, Borja Balle, Thomas Drake, and Tom Diethe. Privacy-and utility-preserving textual analysis via calibrated multivariate perturbations. In *Proceedings of the 13th international conference on web search and data mining*, pages 178–186, 2020.
- [6] Georgi Ganey, Bristena Oprisanu, and Emiliano De Cristofaro. Robin hood and matthew effects: Differential privacy has disparate impact on synthetic data. In *International Conference on Machine Learning*, pages 6944–6959. PMLR, 2022.
- [7] Yunfan Gao, Yun Xiong, Xinyu Gao, Kangxiang Jia, Jinliu Pan, Yuxi Bi, Yi Dai, Jiawei Sun, and Haofen Wang. Retrieval-augmented generation for large language models: A survey. *arXiv preprint arXiv:2312.10997*, 2023.
- [8] M. Yasser H. Titanic. Kaggle, 2021. <https://www.kaggle.com/datasets/yasserh/titanic-dataset>.
- [9] Junxian He, Chunting Zhou, Xuezhe Ma, Taylor Berg-Kirkpatrick, and Graham Neubig. Towards a unified view of parameter-efficient transfer learning. *arXiv preprint arXiv:2110.04366*, 2021.
- [10] Edward J Hu, Yelong Shen, Phillip Wallis, Zeyuan Allen-Zhu, Yuanzhi Li, Shean Wang, Lu Wang, and Weizhu Chen. Lora: Low-rank adaptation of large language models. *ICLR*, 2022.
- [11] Hongsheng Hu, Zoran Salcic, Lichao Sun, Gillian Dobbie, Philip S Yu, and Xuyun Zhang. Membership inference attacks on machine learning: A survey. *ACM Computing Surveys (CSUR)*, 54(11s):1–37, 2022.
- [12] Robert A Jacobs, Michael I Jordan, Steven J Nowlan, and Geoffrey E Hinton. Adaptive mixtures of local experts. *Neural computation*, 3(1):79–87, 1991.
- [13] Bargav Jayaraman, Lingxiao Wang, David Evans, and Quanquan Gu. Distributed learning without distress: Privacy-preserving empirical risk minimization. *Advances in Neural Information Processing Systems*, 31, 2018.
- [14] Albert Q Jiang, Alexandre Sablayrolles, Arthur Mensch, Chris Bamford, Devendra Singh Chaplot, Diego de las Casas, Florian Bressand, Gianna Lengyel, Guillaume Lample, Lucile Saulnier, et al. Mistral 7b. *arXiv preprint arXiv:2310.06825*, 2023.
- [15] James Jordon, Jinsung Yoon, and Mihaela Van Der Schaar. Pate-gan: Generating synthetic data with differential privacy guarantees. In *International conference on learning representations*, 2018.
- [16] Omar Khattab, Keshav Santhanam, Xiang Lisa Li, David Hall, Percy Liang, Christopher Potts, and Matei Zaharia. Demonstrate-search-predict: Composing retrieval and language models for knowledge-intensive nlp. *arXiv preprint arXiv:2212.14024*, 2022.
- [17] Brian Lester, Rami Al-Rfou, and Noah Constant. The power of scale for parameter-efficient prompt tuning. *ACL*, 2021.
- [18] Xiang Lisa Li and Percy Liang. Prefix-tuning: Optimizing continuous prompts for generation. *ACL*, 2021.
- [19] Xuechen Li, Florian Tramer, Percy Liang, and Tatsunori Hashimoto. Large language models can be strong differentially private learners. *arXiv preprint arXiv:2110.05679*, 2021.
- [20] Zheng Lin, Guanqiao Qu, Wei Wei, Xianhao Chen, and Kin K Leung. Adaptsfl: Adaptive split federated learning in resource-constrained edge networks. *arXiv preprint arXiv:2403.13101*, 2024.
- [21] Pengfei Liu, Weizhe Yuan, Jinlan Fu, Zhengbao Jiang, Hiroaki Hayashi, and Graham Neubig. Pre-train, prompt, and predict: A systematic survey of prompting methods in natural language processing. *ACM Computing Surveys*, 55(9):1–35, 2023.
- [22] Yinhan Liu. Roberta: A robustly optimized bert pretraining approach. *arXiv preprint arXiv:1907.11692*, 2019.
- [23] Yinhan Liu, Mylène Ott, Naman Goyal, Jingfei Du, Mandar Joshi, Danqi Chen, Omer Levy, Mike Lewis, Luke Zettlemoyer, and Veselin Stoyanov. Roberta: A robustly optimized BERT pretraining approach. *CoRR*, abs/1907.11692, 2019. URL <http://arxiv.org/abs/1907.11692>.
- [24] I Loshchilov. Decoupled weight decay regularization. *arXiv preprint arXiv:1711.05101*, 2017.
- [25] Xinbei Ma, Yeyun Gong, Pengcheng He, Hai Zhao, and Nan Duan. Query rewriting for retrieval-augmented large language models. *EMNLP*, 2023.
- [26] S. Moro, P. Rita, and P. Cortez. Bank Marketing. UCI Machine Learning Repository, 2014. DOI: <https://doi.org/10.24432/C5K306>.
- [27] Vinod Nair and Geoffrey E Hinton. Rectified linear units improve restricted boltzmann machines. In *Proceedings of the 27th international conference on machine learning (ICML-10)*, pages 807–814, 2010.
- [28] nostalgebraist. Interpreting GPT: The logit lens. *AI Alignment Forum*, 2020. URL <https://www.alignmentforum.org/posts/AcKRB8wDpdaN6v6ru/interpreting-gpt-the-logit-lens>.
- [29] R OpenAI. Gpt-4 technical report. *arXiv preprint arXiv:2303.08774*, 2023.
- [30] Nicolas Papernot, Martin Abadi, Ulkar Erlingsson, Ian Goodfellow, and Kunal Talwar. Semi-supervised knowledge transfer for deep learning from private training data. *ICLR*, 2017.
- [31] Adam Paszke, Sam Gross, Francisco Massa, Adam Lerer, James Bradbury, Gregory Chanan, Trevor Killeen, Zeming Lin, Natalia Gimelshein, Luca Antiga, et al. Pytorch: An imperative style, high-performance deep learning library. *Advances in neural information processing systems*, 32, 2019.
- [32] Maarten G Poirot, Praneeth Vepakomma, Ken Chang, Jayashree Kalpathy-Cramer, Rajiv Gupta, and Ramesh Raskar. Split learning for collaborative deep learning in healthcare. *arXiv preprint arXiv:1912.12115*, 2019.
- [33] Yujia Qin, Shihao Liang, Yining Ye, Kunlun Zhu, Lan Yan, Yaxi Lu, Yankai Lin, Xin Cong, Xiangru Tang, Bill Qian, et al. Toolllm: Facilitating large language models to master 16000+ real-world apis. *ICLR*, 2024.
- [34] Vladislav Rajkovic. Nursery. UCI Machine Learning Repository, 1989. DOI: <https://doi.org/10.24432/C5P88W>.
- [35] Jeff Rasley, Samyam Rajbhandari, Olatunji Ruwase, and Yuxiong He. Deepspeed: System optimizations enable training deep learning models with over 100 billion parameters. In *Proceedings of the 26th ACM SIGKDD International Conference on Knowledge Discovery & Data Mining*, pages 3505–3506, 2020.
- [36] Timo Schick, Jane Dwivedi-Yu, Roberto Dessi, Roberta Raileanu, Maria Lomeli, Eric Hambro, Luke Zettlemoyer, Nicola Cancedda, and Thomas Scialom. Toolformer: Language models can teach themselves to use tools. *Advances in Neural Information Processing Systems*, 36, 2024.
- [37] Noam Shazeer. Glue variants improve transformer. *arXiv preprint arXiv:2002.05202*, 2020.
- [38] Weiyan Shi, Aiqi Cui, Evan Li, Ruoxi Jia, and Zhou Yu. Selective differential privacy for language modeling. *ACL*, 2021.
- [39] Yiping Song, Juhua Zhang, Zhiliang Tian, Yuxin Yang, Minlie Huang, and Dongsheng Li. Llm-based privacy data augmentation guided by knowledge distillation with a distribution tutor for medical text classification. *arXiv preprint arXiv:2402.16515*, 2024.
- [40] Jianlin Su, Murtadha Ahmed, Yu Lu, Shengfeng Pan, Wen Bo, and Yunfeng Liu. Roformer: Enhanced transformer with rotary position embedding. *Neurocomputing*, 568:127063, 2024.
- [41] Gemini Team, Rohan Anil, Sebastian Borgeaud, Yonghui Wu, Jean-Baptiste Alayrac, Jiahui Yu, Radu Soricut, Johan Schalkwyk, Andrew M Dai, Anja Hauth, et al. Gemini: a family of highly capable multimodal models. *arXiv preprint arXiv:2312.11805*, 2023.
- [42] Zhiliang Tian, Yingxiu Zhao, Ziyue Huang, Yu-Xiang Wang, Nevin L Zhang, and He He. Seqgate: Differentially private text generation via knowledge distillation. *Advances in Neural Information Processing Systems*, 35:11117–11130, 2022.
- [43] Hugo Touvron, Louis Martin, Kevin Stone, et al. Llama: Open and efficient foundation language models. *arXiv preprint arXiv:2302.13971*, 2023.
- [44] Shunyu Yao, Jeffrey Zhao, Dian Yu, Nan Du, Izhak Shafran, Karthik Narasimhan, and Yuan Cao. React: Synergizing reasoning and acting in language models. *arXiv preprint arXiv:2210.03629*, 2022.
- [45] Ashkan Yousefpour, Igor Shilov, Alexandre Sablayrolles, Davide Testuggine, Karthik Prasad, Mani Malek, John Nguyen, Sayan Ghosh, Akash Bharadwaj, Jessica Zhao, et al. Opacus: User-friendly differential privacy library in pytorch. *arXiv preprint arXiv:2109.12298*, 2021.
- [46] Wenhao Yu, Dan Iter, Shuohang Wang, Yichong Xu, Mingxuan Ju, Soumya Sanyal, Chenguang Zhu, Michael Zeng, and Meng Jiang. Generate rather than retrieve: Large language models are strong context generators. *ICLR*, 2023.
- [47] Shenglai Zeng, Jiankun Zhang, Pengfei He, Yue Xing, Yiding Liu, Han Xu, Jie Ren, Shuaiqiang Wang, Dawei Yin, Yi Chang, et al. The good and the bad:

- Exploring privacy issues in retrieval-augmented generation (rag). *arXiv preprint arXiv:2402.16893*, 2024.
- [48] Biao Zhang and Rico Sennrich. Root mean square layer normalization. *Advances in Neural Information Processing Systems*, 32, 2019.
- [49] Tianjun Zhang, Shishir G Patil, Naman Jain, Sheng Shen, Matei Zaharia, Ion Stoica, and Joseph E Gonzalez. Raft: Adapting language model to domain specific rag. *arXiv preprint arXiv:2403.10131*, 2024.
- [50] Zhuo Zhang, Yuanhang Yang, Yong Dai, Lizhen Qu, and Zenglin Xu. Fedpetuning: When federated learning meets pre-trained language models' parameter-efficient tuning methods. *ACL*, 2022.
- [51] Haodong Zhao, Wei Du, Fangqi Li, Peixuan Li, and Gongshen Liu. Fedprompt: Communication-efficient and privacy-preserving prompt tuning in federated learning. In *ICASSP 2023-2023 IEEE International Conference on Acoustics, Speech and Signal Processing (ICASSP)*, pages 1–5. IEEE, 2023.
- [52] Yanqi Zhou, Nan Du, Yanping Huang, Daiyi Peng, Chang Lan, Da Huang, Siamak Shakeri, David So, Andrew M Dai, Yifeng Lu, et al. Brainformers: Trading simplicity for efficiency. In *International Conference on Machine Learning*, pages 42531–42542. PMLR, 2023.

Received 20 February 2007; revised 12 March 2009; accepted 5 June 2009