

BALANCED NEURAL ODES: NONLINEAR MODEL ORDER REDUCTION AND KOOPMAN OPERATOR APPROXIMATIONS

Julius Aka

Chair of Mechatronics
University of Augsburg, Germany
julius.aka@uni-a.de

Johannes Brunnemann & Jörg Eiden

XRG Simulation, Hamburg, Germany
{brunnemann,
eiden}@xrg-simulation.de

Arne Speerforck

Institute of Engineering Thermodynamics
Hamburg University of Technology, Germany
speerforck@tuhh.de

Lars Mikelsons

Chair of Mechatronics
University of Augsburg, Germany
lars.mikelsons@uni-a.de

ABSTRACT

Variational Autoencoders (VAEs) are a powerful framework for learning compact latent representations, while Neural ODEs excel in learning transient system dynamics. This work combines the strengths of both to create fast surrogate models with adjustable complexity. By leveraging the VAE’s dimensionality reduction using a non-hierarchical prior, our method adaptively assigns stochastic noise, naturally complementing known NeuralODE training enhancements and enabling probabilistic time series modeling. We show that standard Latent ODEs struggle with dimensionality reduction in systems with time-varying inputs. Our approach mitigates this by continuously propagating variational parameters through time, establishing fixed information channels in latent space. This results in a flexible and robust method that can learn different system complexities, e.g. deep neural networks or linear matrices. Hereby, it enables efficient approximation of the Koopman operator without the need for predefining its dimensionality. As our method balances dimensionality reduction and reconstruction accuracy, we call it Balanced Neural ODE (B-NODE)¹. We demonstrate the effectiveness of this method on academic test cases and apply it to a real-world example of a thermal power plant.

1 INTRODUCTION

Motivation: Originally, this work is driven by challenges arising when using simulation models for optimization of complex technical systems. With increasing fidelity, the computational complexity rises. Simulation and optimization in long-term scenarios - e.g. yearly energy system simulations - can become infeasible. Therefore, attention to faster surrogate and reduced-order models is growing. There exists special interest in linear surrogate models, as these allow the usage of a rich set of tools from control theory and efficient optimization algorithms.

This work addresses a combination of (Dynamical) Variational Autoencoders (VAEs) with Neural ODEs, exploiting the VAE’s information bottleneck for learning reduced-order dynamical systems.

Neural ODEs for time-series modeling: Neural ODEs(Chen et al., 2018) have gained significant attention in dynamic systems modeling. Extensions include neural controlled differential (Neural CDEs) equations (Kidger et al., 2020) and neural stochastic differential equations (Neural SDEs) (Liu et al., 2020). They excel in different areas, but first and foremost in time-series forecasting e.g. in geology (Shen et al., 2023), medicine (Hess et al., 2023; Shi et al., 2022), or as surrogate models in engineering (Legaard et al., 2022). To continuously integrate input signals, Neural CDEs (Kidger et al., 2020) have been used in several publications (Seedat et al., 2022; Hess et al., 2023; Wi et al.,

¹Our code is available under: <https://github.com/juliusaka/balanced-neural-odes>

2024). Controlled differential equations remain uncommon in dynamic system simulation, where state-space models are usually employed for the integration of inputs (Zamarreño & Vega, 1998), that can also be used with Neural ODEs (Rahman et al., 2022; Legaard et al., 2022). Neural ODEs can also be extended to include time-invariant modulators, i.e. parameterized dynamics (Lee & Parish, 2021; Auzina et al., 2023). A different application is hybrid modeling, that combine Neural ODEs with first-principle equations in different configurations (Thummerer & Mikelsons, 2024).

Dynamical Variational Autoencoders (DVAEs) are the extension of VAE (see 2.2) (Kingma & Welling, 2014) to sequential data (Girin et al., 2020). DVAEs usually include a separation of dynamic and fixed variables (Fraccaro et al., 2017; Sadok et al., 2024; Berman et al., 2024), and can further be distinguished by causal, anti- or noncausal inclusion of temporal dependencies (Girin et al., 2020). Deep Kalman Filters as a suitable subclass of causal DVAEs for system simulation employ a prediction-update logic for the dynamic latent variable and result in hierarchical priors (Krishnan et al., 2015; Fraccaro et al., 2017). To achieve measurable state reduction, our method requires a non-hierarchical prior. As a consequence, dynamics are part of the inference model, which additionally contains a temporal bottleneck, while the information bottleneck is represented by the latent space. To our knowledge, in DVAEs, probabilistic dynamic latent representations have never been modeled with Neural ODEs. On the other hand, LatentODEs (Rubanova et al., 2019; Shi et al., 2022; Dahale et al., 2023) combine VAE with Neural ODEs, but only assign the probability distribution to the initial latent state, and therefore fail in learning compact latent representations with input signals (4.1). For DVAEs, only the contribution of (Wi et al., 2024) proposed (independently from us) to continuously describe the variational parameters μ, σ , but with a Neural CDE.

Model Order Reduction (MOR) and Koopman Theory: MOR deals with the challenge of generating models of reduced computational complexity from highly detailed simulation models (Schilders et al., 2008). This mostly manifests in a reduction of the system’s state dimension. For linear systems, a variety of mathematical methods exists. Truncated Balanced Realization ((Moore, 1981)) is a prominent example and finds a state-space transformation that orders states by balancing its controllability and observability and truncates non-important. These techniques can also be used for nonlinear systems, but only in sufficiently small regions around a linearization point (Verriest, 2008). Koopman theory offers to overcome this by using observables $\mathbf{g}(\mathbf{x})$ of states that can be advanced in time with a linear operator, i.e. $\mathbf{g}(\mathbf{x}(t_{k+1})) = \mathcal{K} \cdot \mathbf{g}(\mathbf{x}(t_k))$, but with the drawback of this observable space being possibly infinite-dimensional (Koopman, 1931). Modern Koopman theory therefore deals with finding finite-dimensional approximations (Brunton et al., 2021). A popular approach for high-dimensional systems is Dynamic Mode Decomposition (DMD) (Schmid, 2010; Rowley et al., 2009). Several extensions exist, e.g. to inputs (DMDc, Proctor et al. (2016)), or to low-dimensional systems (Williams et al., 2015), where extended DMD lifts the dimensionality by e.g. radial basis functions (Korda & Mezić, 2018). Autoencoders (not VAEs) have also been applied to learn non-linear coordinate transformations to linear submanifolds (Lusch et al., 2018; Mardt et al., 2018). A different approach, modeling the dynamics with linear and non-linear components has been recently proposed by (Menier et al., 2023). A common obstacle to learning linear latent sub-manifolds is the choice of their dimensionality (Lusch et al., 2018; Menier et al., 2023; Mardt et al., 2018). We avoid this choice by weakly describing an information bottleneck with a balancing parameter β . The recently proposed Koopman VAE is a sequential DVAE with hierarchical, linear prior, and does not focus on state reduction (Naiman et al., 2023).

2 BACKGROUND

2.1 NEURAL ODES IN SYSTEM SIMULATION

In dynamic systems modeling, the state \mathbf{x} is a vector of variables that is sufficient to reconstruct all other variables of a system at time t . Important for the remainder of this work, the choice of state variables is not unique (Schilders et al., 2008). The states are variables that appear as derivatives and must be determined by solving the ordinary differential equation (ODE) governing the dynamical system (Cellier & Kofman, 2006). While this ODE is typically formulated using first principles, in the case of a Neural ODE, the right-hand side of the equation is modeled by a neural network $f_{\phi_{\text{NODE}}}$ (Chen et al., 2018)

$$\mathbf{x}'(t) = f_{\phi_{\text{NODE}}}(\mathbf{x}(t)), \mathbf{x}(t_0) = \mathbf{x}_0; \quad \mathbf{x}(t) = \mathbf{x}_0 + \int_{t_0}^t f_{\phi_{\text{NODE}}}(\mathbf{x}(t)) dt.$$

The neural network $f_{\phi_{\text{NODE}}}(\mathbf{x}(t))$ describes the dynamics of the system. It maps to each state \mathbf{x} a gradient $\mathbf{x}' = \frac{d\mathbf{x}}{dt}$ that describes the direction in which the state evolves. In other words, a vector field as in the example in Figure A.1 is learned.

For the analysis of dynamical systems, additional classes of variables are critically important: 1) time-varying external inputs $\mathbf{u}(t)$ excite the system and induce a response, e.g. a motor torque. 2) Time-invariant (physical) parameters \mathbf{p} change the dynamic properties of the system, e.g. a mass. 3) Time-varying outputs $\mathbf{y}(t)$, e.g. a power, can be calculated as a function of the other variables $\mathbf{x}(t), \mathbf{p}, \mathbf{u}(t)$. By adding an output-function neural network $g_{\phi_{\text{out}}}$ and the respective inputs, we get a state-space model (example in Figure A.1).

$$\mathbf{x}'(t) = f_{\phi_{\text{NODE}}}(\mathbf{x}(t), \mathbf{u}(t), \mathbf{p}), \quad \mathbf{x}(t_0) = \mathbf{x}_0, \quad (1)$$

$$\mathbf{y}(t) = g_{\phi_{\text{out}}}(\mathbf{x}(t), \mathbf{u}(t), \mathbf{p}). \quad (2)$$

We refer to this model (1-2) in the following as a *State Space Neural ODE* and train it by minimizing the MSE of predictions (23).

2.2 VARIATIONAL AUTOENCODERS FOR DIMENSIONAL REDUCTION

Variational Autoencoders (VAE) are frequently used to describe high-dimensional data $\mathbf{x}^{\mathcal{D}^2}$ by using a smaller number of latent variables. VAEs assume a *prior distribution* on the latent variables and express the data probability as marginalization over the latent variable \mathbf{z} (Kingma & Welling, 2019, 1.7)

$$p(\mathbf{x}^{\mathcal{D}}) = \int p(\mathbf{x}^{\mathcal{D}}|\mathbf{z})p(\mathbf{z})d\mathbf{z}.$$

For the prior, we assume a multivariate Gaussian with zero mean and diagonal covariance one, i.e. $p(\mathbf{z}) = \mathcal{N}(\mathbf{z}; \mathbf{0}, \mathbf{I})$. To train the model $p(\mathbf{x}^{\mathcal{D}}|\mathbf{z})$, the intractability of the learning problem is resolved by approximating the true posterior probability $p(\mathbf{z}|\mathbf{x}^{\mathcal{D}})$ with an approximate model $q(\mathbf{z}|\mathbf{x}^{\mathcal{D}})$, called the *encoder* (Prince, 2023, 2.2). The model $p(\mathbf{x}^{\mathcal{D}}|\mathbf{z})$ is then the *decoder*.

During training, the log-likelihood of the data $\log p(\mathbf{x}^{\mathcal{D}})$ shall be maximized. Due to the intractability, Kingma & Welling (2019, 2.2) derive a lower bound to the data likelihood, which is called the *evidence lower bound (ELBO)*, derivation in A.3.1). We use the notation (Prince, 2023, 17.4.2)

$$\mathcal{G} = \mathbb{E}_{q(\mathbf{z}|\mathbf{x}^{\mathcal{D}})} \log \left[\frac{p(\mathbf{x}^{\mathcal{D}}|\mathbf{z})}{q(\mathbf{z}|\mathbf{x}^{\mathcal{D}})} p(\mathbf{z}) \right] = \underbrace{\mathbb{E}_{q(\mathbf{z}|\mathbf{x}^{\mathcal{D}})} \log [p(\mathbf{x}^{\mathcal{D}}|\mathbf{z})]}_{\text{reconstruction quality}} - \underbrace{\beta D_{\text{KL}} [q(\mathbf{z}|\mathbf{x}^{\mathcal{D}})||p(\mathbf{z})]}_{\text{information bottleneck}}, \quad (3)$$

with the term β being added in β -VAE (Higgins et al., 2017). The functions $q(\mathbf{z}|\mathbf{x}^{\mathcal{D}}), p(\mathbf{x}^{\mathcal{D}}|\mathbf{z})$ are implemented with neural networks (A.2). Typically, the encoder network parameterizes a multivariate Gaussian distribution $f_{\phi_{\text{en}}}(\mathbf{x}^{\mathcal{D}}) = \boldsymbol{\mu}(\mathbf{z}), \boldsymbol{\sigma}(\mathbf{z})$, such that $q(\mathbf{z}|\mathbf{x}^{\mathcal{D}}) = \mathcal{N}(\mathbf{z}; \boldsymbol{\mu}(\mathbf{z}), \boldsymbol{\sigma}(\mathbf{z}))$. The decoder predicts the data $\hat{\mathbf{x}}^{\mathcal{D}} = f_{\phi_{\text{de}}}(\mathbf{z})$, with \mathbf{z} following the conditional distribution of the encoder. For training, Kingma & Welling (2014) proposed to draw (one) Monte-Carlo sample of the posterior distribution by reparameterizing with an external noise variable, i.e. $\mathbf{z} = \boldsymbol{\mu}(\mathbf{z}) + \epsilon \boldsymbol{\sigma}(\mathbf{z}); \epsilon \sim \mathcal{N}(\mathbf{z}; \mathbf{0}, \mathbf{I})$, sustaining backpropagation ability.

Burgess et al. (2018) develop an understanding of β -VAE as a model with information bottleneck properties. Training a VAE maximizes the similarity between the data $\mathbf{x}^{\mathcal{D}}$ and the reconstruction $\hat{\mathbf{x}}^{\mathcal{D}}$, while the least amount of information is transmitted by the intermediate latent variable \mathbf{z} . The amount of information transmitted is measured by the Kullback-Leibler Divergence D_{KL} . The balance between reconstruction and the information bottleneck is adjusted by β .

VAEs excel in learning disentangled representations Higgins et al. (2017); Mathieu et al. (2019). The diagonal approximation in the encoder and the stochastic noise enforce local orthogonality (Rolink et al., 2019).

The question arises if we can measure the dimensional reduction. The KL divergence forms with the chosen prior (Figure 1a) a valley that ascends from $\mu = 0, \sigma = 1$ ($D_{\text{KL}}=0$) with smaller σ and greater μ . If a latent channel has $D_{\text{KL}} = 0$ for every input of the encoder, it transmits pure Gaussian noise, and therefore can not transmit any information.

To explore the latent space of a trained β -VAE, Figure 1b reveals that D_{KL} is $\gg 0$ for only a small and fixed subset of the overall offered latent dimensionality. Ordering the dimensions for this example by their mean D_{KL} reveals a significant drop of D_{KL} (Figure A.3) from the 5th to the 6th dimension, indicating the first 5 dimensions contain the most important information, which was verified by

² $\mathbf{x}^{\mathcal{D}}$ is general data, \mathbf{x} is the state.

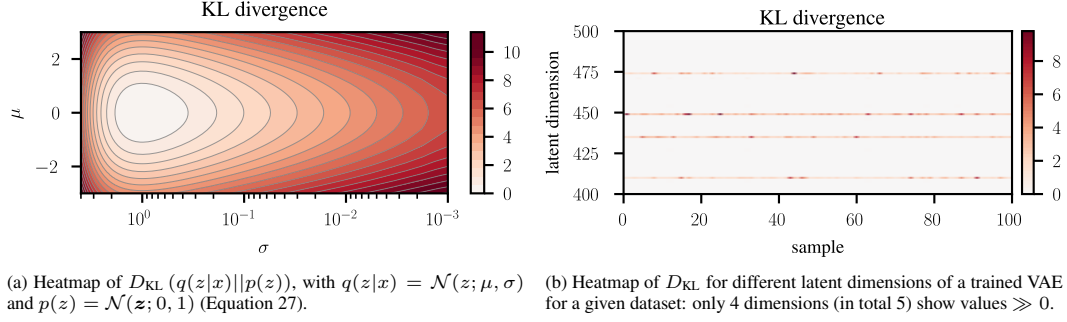


Figure 1: Insights in the information transmission through the latent space. Figure 1b is the result of a β -VAE ($\beta = 1 \times 10^{-3}$) with a latent space of $n_z = 512$ trained on a dataset of a thermal network model, generated by random sampling of 14 simulation model parameters (details in A.3.2).

experiment (Figure A.4a). This motivates to use the mean D_{KL} per latent channel as a measure for active latent dimensions, and we choose for counting a value of $D_{\text{KL}}(z) > 0.1$ (Figure A.4b).

3 METHOD: BALANCED NEURAL ODES

Combining VAEs with State Space Models leverages VAEs’ ability to generalize through an information bottleneck with a numerical pre-determined latent space that promotes data locality and latent orthogonality. The information bottleneck enables dimensional reduction without a priori defined latent dimensions, weakly defined by the β -value. Additionally, the VAE’s sampling-based robustness complements stability enhancements for Neural ODEs with stochastic noise. We call the proposed model *Balanced Neural ODE (B-NODE)*, as training results in a balance between state reduction and reconstruction quality.

In this work, we deal with continuous-time variables and their discrete-time samples. For that, a subscript i denotes the value of a variable at time t_i , e.g. $\mathbf{x}_i = \mathbf{x}(t_i)$. We suppose (but are not limited to) equidistant time steps Δt between observations t_i and t_{i+1} . A sequence of observations in $[\mathbf{x}(t_i), \dots, \mathbf{x}(t_j)]$, is denoted as $\mathbf{x}_{i:j}$. The initial time of a sequence is t_0 , and the final time is t_T . For simplicity, inputs are considered constant in a time interval, $\mathbf{u}(t) = \mathbf{u}_i, t \in [t_i, t_{i+1}]$.

In the following, we derive the structure of a VAE that learns sequential representations of the data $\mathbf{x}^{\mathcal{D}} = [\mathbf{x}_{0:T}, \mathbf{y}_{0:T}, \mathbf{u}_{0:T}, \mathbf{p}]$ with latent variables $\mathbf{z} = [\mathbf{x}_{0:T}^z, \mathbf{u}_{0:T}^z, \mathbf{p}^z]$. We thereby follow the convention of Girin et al. (2020) to first present the model equations and then the implementation with neural networks.

3.1 INFERENCE MODEL AND GENERATIVE MODEL

In variational inference, the data $\mathbf{x}^{\mathcal{D}}$ is assumed to be generated from the ”true” latent variables, thus it is necessary to infer these variables. We therefore describe the inference model as an encoding of all variables in data space,

$$q(\mathbf{z}|\mathbf{x}^{\mathcal{D}}) = q(\mathbf{p}^z|\mathbf{p})q(\mathbf{u}_{0:T}^z|\mathbf{u}_{0:T})q(\mathbf{x}_{0:T}^z|\mathbf{x}_{0:T}, \mathbf{y}_{0:T}, \mathbf{u}_{0:T}, \mathbf{p}^z), \quad (4)$$

where the time-invariant parameter vector (available from simulations) is simply encoded as $q(\mathbf{p}^z|\mathbf{p})^3$. Latent controls $q(\mathbf{u}_{0:T}^z|\mathbf{u}_{0:T})$ are encoded sequentially and factorize in

$$q(\mathbf{u}_{0:T}^z|\mathbf{u}_{0:T}) = \prod_{i=0}^T q(\mathbf{u}_i^z|\mathbf{u}_i). \quad (4a)$$

The inference model for the latent states is a combination of initial state observer and simulator:

$$q(\mathbf{x}_{0:T}^z|\mathbf{x}_{0:T}, \mathbf{y}_{0:T}, \mathbf{u}_{0:T}, \mathbf{p}^z) = \underbrace{q(\mathbf{x}_0^z|\mathbf{x}_{0:T}, \mathbf{y}_{0:T}, \mathbf{u}_{0:T}, \mathbf{p}^z)}_{\text{initial state observer}} \underbrace{\prod_{i=0}^{T-1} q(\mathbf{x}_{i+1}^z|\mathbf{x}_i^z, \mathbf{u}_i^z, \mathbf{p}^z)}_{\text{simulator}}. \quad (4b)$$

³ \mathbf{p}, \mathbf{p}^z refer to physical parameters, $p(\bullet)$ to a probability density function, ϕ_{\square} to neural network parameters.

Having in mind that a surrogate model should simulate based on the inputs $\mathbf{x}_{\text{in, sim}}^{\mathcal{D}} = [\mathbf{x}_0, \mathbf{u}_{0:T}, \mathbf{p}]$, we prescribe a temporal information bottleneck starting from an initial latent state \mathbf{x}_0^z . With this, physical state properties are enforced: 1) All variables of the model at time t_k can be described by a function of the set of latent states \mathbf{x}_k^z , latent inputs \mathbf{u}_k^z , and the latent parameters \mathbf{p}^z . 2) The state can be advanced in time with an integrator and inputs $\mathbf{u}^z(t)$ that arrive later in time. For the initial state, we can argue that if we want to build a surrogate model of a physical simulation model, we have access to the state vector at time t_0 . The state vector unambiguously defines the system's state, such that we can simply set

$$q(\mathbf{x}_0^z | \mathbf{x}_{0:T}, \mathbf{y}_{0:T}, \mathbf{u}_{0:T}^z, \mathbf{p}^z) = q(\mathbf{x}_0^z | \mathbf{x}_0) \quad (4\text{ba})$$

for the initial latent state. The formulation of our inference model is general enough to also accommodate initial state observers (i.e. identify \mathbf{x}_0^z from $\mathbf{y}_{k_{\text{obs}}:0}$), latent control, or latent parameter observers, which is of use when real-world data is used.

Because $\mathbf{u}_{0:T}^z$ and \mathbf{p}^z are inputs to the generative model and therefore known, the only data points of $\mathbf{x}^{\mathcal{D}}$ we are interested in approximating with a surrogate, are $\mathbf{y}^{\mathcal{D}} = [\mathbf{x}_{0:T}, \mathbf{y}_{0:T}]$. The generative model (decoder) is then simply a sequential decoding,

$$p(\mathbf{x}^{\mathcal{D}} | \mathbf{z}) \approx p(\mathbf{y}^{\mathcal{D}} | \mathbf{z}) = p(\mathbf{x}_{0:T}, \mathbf{y}_{0:T} | \mathbf{x}_{0:T}^z, \mathbf{u}_{0:T}^z, \mathbf{p}^z) = \prod_{i=0}^T p(\mathbf{x}_i, \mathbf{y}_i | \mathbf{x}_i^z, \mathbf{u}_i^z, \mathbf{p}^z). \quad (5)$$

Finally, the joint distribution of the observed and latent variables is

$$p(\mathbf{x}^{\mathcal{D}}, \mathbf{z}) = p(\mathbf{x}_{0:T}, \mathbf{y}_{0:T} | \mathbf{x}_{0:T}^z, \mathbf{u}_{0:T}^z, \mathbf{p}^z) p(\mathbf{p}^z) p(\mathbf{u}_{0:T}^z) p(\mathbf{x}_{0:T}^z). \quad (6)$$

To include state reduction features as discussed in 2.2, we set a (non-hierarchical) Gaussian prior $p(\mathbf{z}) = p(\mathbf{p}^z), p(\mathbf{x}_{0:T}^z), p(\mathbf{u}_{0:T}^z) = \mathcal{N}(\mathbf{z}; \mathbf{0}, \mathbf{I})$. For using a trained B-NODE as a generative model, we need to control the data generation process. For that, we condition the distributions $p(\mathbf{p}^z), p(\mathbf{x}_{0:T}^z), p(\mathbf{u}_{0:T}^z)$ with the posteriors described in (4).

3.2 IMPLEMENTATION WITH DEEP NEURAL NETWORKS FOR MODEL ORDER REDUCTION

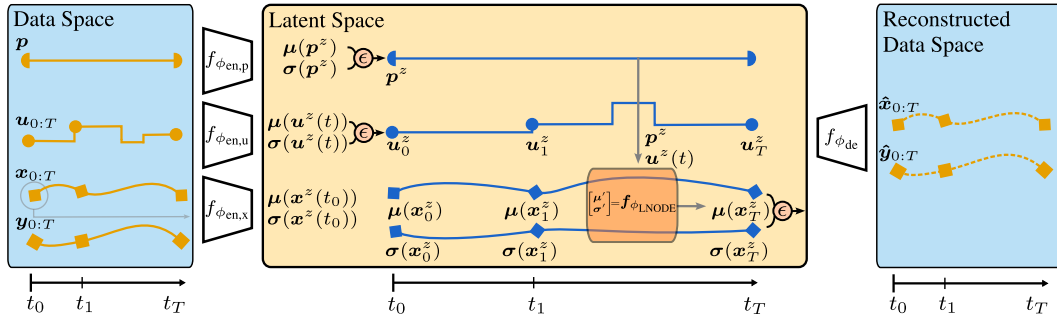


Figure 2: Scheme of the Balanced Neural ODE.

The parameter posterior density and control input posterior density (4a) are modeled as

$$q(\mathbf{p}^z | \mathbf{p}) = \mathcal{N}(\mathbf{p}^z; \boldsymbol{\mu}(\mathbf{p}^z), \boldsymbol{\sigma}(\mathbf{p}^z)), \quad (\boldsymbol{\mu}(\mathbf{p}^z), \boldsymbol{\sigma}(\mathbf{p}^z)) = \mathbf{f}_{\phi_{en,p}}(\mathbf{p}) \quad (7)$$

$$q(\mathbf{u}_i^z | \mathbf{u}_i) = \mathcal{N}(\mathbf{u}_i^z; \boldsymbol{\mu}(\mathbf{u}_i^z), \boldsymbol{\sigma}(\mathbf{u}_i^z)), \quad (\boldsymbol{\mu}(\mathbf{u}_i^z), \boldsymbol{\sigma}(\mathbf{u}_i^z)) = \mathbf{f}_{\phi_{en,u}}(\mathbf{u}_i). \quad (8)$$

The latent initial state posterior density (4ba) for \mathbf{x}_0^z is likewise implemented. The inference of the full latent state posterior density sequence $\mathbf{x}_{1:T}^z$ (4b) is implemented with a Neural ODE

$$q(\mathbf{x}_0^z | \mathbf{x}_0) = \mathcal{N}(\mathbf{x}_0^z; \boldsymbol{\mu}(\mathbf{x}_0^z), \boldsymbol{\sigma}(\mathbf{x}_0^z)), \quad (\boldsymbol{\mu}(\mathbf{x}_0^z), \boldsymbol{\sigma}(\mathbf{x}_0^z)) = \mathbf{f}_{\phi_{en,x_0}}(\mathbf{x}_0) \quad (9)$$

$$q(\mathbf{x}_{i+1}^z | \mathbf{x}_i^z, \mathbf{u}_i^z, \mathbf{p}^z) = \mathcal{N}(\mathbf{x}_{i+1}^z; \boldsymbol{\mu}(\mathbf{x}_{i+1}^z), \boldsymbol{\sigma}(\mathbf{x}_{i+1}^z))$$

$$\begin{bmatrix} \boldsymbol{\mu}(\mathbf{x}_{i+1}^z) \\ \boldsymbol{\sigma}(\mathbf{x}_{i+1}^z) \end{bmatrix} = \begin{bmatrix} \boldsymbol{\mu}(\mathbf{x}_i^z) \\ \boldsymbol{\sigma}(\mathbf{x}_i^z) \end{bmatrix} + \int_{t_i}^{t_{i+1}} \mathbf{f}_{\phi_{BNODE}}(\boldsymbol{\mu}(\mathbf{x}^z(t)), \boldsymbol{\sigma}(\mathbf{x}^z(t)), \mathbf{u}^z(t), \mathbf{p}^z) dt, \quad (10)$$

that propagates the distribution parameters $\boldsymbol{\mu}(\mathbf{x}^z(t)), \boldsymbol{\sigma}(\mathbf{x}^z(t))$ through time. Figure 2 shows the scheme of the resulting model.

For $\mathbf{f}_{\phi_{\text{LNODE}}}(\bullet)$, different configurations are possible. We can distinguish *constant variance* and *dynamic variance* state reduction

$$\mathbf{f}_{\phi_{\text{LNODE}}}(\bullet) = \begin{bmatrix} \mu(\mathbf{x}_k^z) \\ \sigma(\mathbf{x}_k^z) \end{bmatrix}' = \begin{bmatrix} \mathbf{f}_{\phi_{\text{LNODE, const}}}(\mu(\mathbf{x}^z(t)), \mathbf{u}^z(t), \mathbf{p}^z) \\ 0 \end{bmatrix} \quad (11)$$

$$\mathbf{f}_{\phi_{\text{LNODE}}}(\bullet) = \begin{bmatrix} \mu(\mathbf{x}_k^z) \\ \sigma(\mathbf{x}_k^z) \end{bmatrix}' = \begin{bmatrix} \mathbf{f}_{\phi_{\text{LNODE, dyn}, \mu}}(\mu(\mathbf{x}^z(t)), \mathbf{u}^z(t), \mathbf{p}^z) \\ \mathbf{f}_{\phi_{\text{LNODE, dyn}, \sigma}}(\mu(\mathbf{x}^z(t)), \sigma(\mathbf{x}^z(t)), \mathbf{u}^z(t), \mathbf{p}^z) \end{bmatrix}. \quad (12)$$

For the latter, the mean is independent of the variance. Like this, information with state properties can not be encoded in the variance part of the state vector. This solely models the degree of uncertainty. For fast generative usage of the model, we set the external noise variable $\epsilon = \mathbf{0}$, such that the variance part of $\mathbf{f}_{\phi_{\text{LNODE}}}$ is inactive.

Stability and convergence of Neural ODEs can be improved by applying stochasticity during training (Volokhova et al., 2019; Ghosh et al., 2020; Liu et al., 2020). The VAE framework includes adaptively learned variance variables, that are applied as stochastic noise during training (Kingma & Welling, 2019). To bring both together, we propose to set for the unsampled inputs of $\mathbf{f}_{\phi_{\text{LNODE}}}(\mu(\mathbf{x}^z(t)), \sigma(\mathbf{x}^z(t)))$

$$\mu^*(\mathbf{x}^z(t)) = \mu(\mathbf{x}^z(t)) + \epsilon \sigma(\mathbf{x}^z(t)), \quad \epsilon \sim \mathcal{N}(\mathbf{0}, \mathbf{I}) \quad (13)$$

$$\sigma^*(\mathbf{x}^z(t)) = \sigma(\mathbf{x}^z(t)) + \alpha_\sigma \cdot \epsilon \sigma(\mathbf{x}^z(t)), \quad \epsilon \sim \mathcal{N}(\mathbf{0}, \mathbf{I}). \quad (14)$$

To learn the state reduction in $\mathbf{f}_{\phi_{\text{LNODE}}}$, sampling of the mean state $\mu(\mathbf{x}^z(t))$ is required. If a state \mathbf{x}_i^z is inactive, the model learns $\mu(\mathbf{x}_i^z) = 0$ and $\sigma(\mathbf{x}_i^z) = 1$ for that state. Then the reparameterized state (13) is distributed unconditioned, $\mu^*(\mathbf{x}_i^z(t)) = \mathcal{N}(0, 1)$, i.e. no information transmission is possible and the model learns to ignore that dimension. For α_σ , a small value should be chosen.

The generative model (decoder) $p(\mathbf{x}_i, \mathbf{y}_i | \mathbf{x}_i^z, \mathbf{u}_i^z, \mathbf{p}^z)$ (5) is represented with (A.4.3)

$$\hat{\mathbf{x}}_i, \hat{\mathbf{y}}_i = \mathbf{f}_{\phi_{\text{de}}}(\mathbf{x}_i^z, \mathbf{u}_i^z, \mathbf{p}^z), \quad (15)$$

and evaluated after sampling from the conditional distributions of the function inputs.

3.3 ADAPTATIONS TO LEARN KOOPMAN OPERATOR APPROXIMATIONS

Learning Koopman operator approximations is as simple as setting for $\mathbf{f}_{\phi_{\text{LNODE}}}$ a linear model with parameters $\phi = \{A_{i,i}, B_{i,i}\}$ instead of neural networks. For constant-variance state reduction (11)

$$\begin{bmatrix} \mu(\mathbf{x}_k^z) \\ \sigma(\mathbf{x}_k^z) \end{bmatrix}' = \begin{bmatrix} \mathbf{A}_{\mu, \mu} & \mathbf{0} \\ \mathbf{0} & \mathbf{0} \end{bmatrix} \cdot \begin{bmatrix} \mu(\mathbf{x}_k^z) \\ \sigma(\mathbf{x}_k^z) \end{bmatrix} + \begin{bmatrix} \mathbf{B}_{\mu, u} \\ \mathbf{0} \end{bmatrix} \cdot \mathbf{u}^z(t). \quad (16)$$

and for dynamic-variance state reduction (12)

$$\begin{bmatrix} \mu(\mathbf{x}_k^z) \\ \sigma(\mathbf{x}_k^z) \end{bmatrix}' = \begin{bmatrix} \mathbf{A}_{\mu, \mu} & \mathbf{0} \\ \mathbf{A}_{\sigma, \mu} & \mathbf{A}_{\sigma, \sigma} \end{bmatrix} \cdot \begin{bmatrix} \mu(\mathbf{x}_k^z) \\ \sigma(\mathbf{x}_k^z) \end{bmatrix} + \begin{bmatrix} \mathbf{B}_{\mu, u} \\ \mathbf{B}_{\sigma, u} \end{bmatrix} \cdot \mathbf{u}^z(t). \quad (17)$$

Opposed to Autoencoder approaches for learning Koopman operators (Brunton et al., 2021), the latent dimension must be only implicitly set with the β -value.

3.4 TRAINING

Following the approach of Girin et al. (2020) to explicitly represent the sampling dependencies, the data likelihood and KL divergence terms of the ELBO (3) can be expanded to (derived in A.4.1)

$$\begin{aligned} \mathbb{E}_{q(\mathbf{z}|\mathbf{x}^D)} \log [p(\mathbf{x}^D|\mathbf{z})] &= \mathbb{E}_{q(\mathbf{u}_{0:T}^z, \mathbf{p}^z | \mathbf{u}_{0:T}, \mathbf{p})} \left[\mathbb{E}_{q(\mathbf{x}_{0:T}^z | \mathbf{x}_0, \mathbf{u}_{0:T}^z, \mathbf{p}^z)} \sum_{i=0}^T \log p(\mathbf{x}_i, \mathbf{y}_i | \mathbf{x}_i^z, \mathbf{u}_i^z, \mathbf{p}^z) \right] \\ D_{\text{KL}} [q(\mathbf{z}|\mathbf{x}^D) || p(\mathbf{z})] &= D_{\text{KL}} [q(\mathbf{p}^z | \mathbf{p}) || p(\mathbf{p}^z)] + D_{\text{KL}} [q(\mathbf{u}_{0:T}^z | \mathbf{u}_{0:T}) || p(\mathbf{u}_{0:T}^z)] \\ &\quad + \mathbb{E}_{q(\mathbf{u}_{0:T}^z, \mathbf{p}^z | \mathbf{u}_{0:T}, \mathbf{p})} (D_{\text{KL}} [q(\mathbf{x}_{0:T}^z | \mathbf{x}_0, \mathbf{u}_{0:T}^z, \mathbf{p}^z) || p(\mathbf{x}_{0:T}^z)]). \end{aligned} \quad (18)$$

As we simultaneously learn latent embedding and dynamics in latent space, the first step in training a B-NODE is finding initially stable ODE systems. Proven strategies for that are growing horizon (from small to long prediction horizons) and multiple shooting (splitting sequences in multiple,

smaller ones) approaches. Then, we observed robust training behavior for constant variance B-NODEs with moderate β values (i.e. $\beta = 0.1, 0.01$), which is from our experience more stable than State Space Neural ODEs with the same data. Too high β leads to failing reconstruction, while too small β turns the VAE integration effectively off. In the dynamic variance case, the reparameterization of ODE inputs directly interferes with ODE stability, and more careful hyperparameter tuning (most important learning rate) is necessary.

4 APPLICATIONS: B-NODES FOR STATE REDUCTION

4.1 ACADEMIC USE CASE: DISCRETIZED HEAT FLOW

First, we illustrate state reduction, generalization, and performance of B-NODEs with a simple 1D heat flow model. It consists of 16 cells describing the temperature field of a stick whose ends are excited with external input signals (A.5.2). To generate datasets from physical models, we employ a sampling strategy that aims to capture all relevant state-input combinations (A.5.1).

Figure 3a shows the original temperature field generated by the heat flow model $\mathbf{x}_{0:T}$, its state-

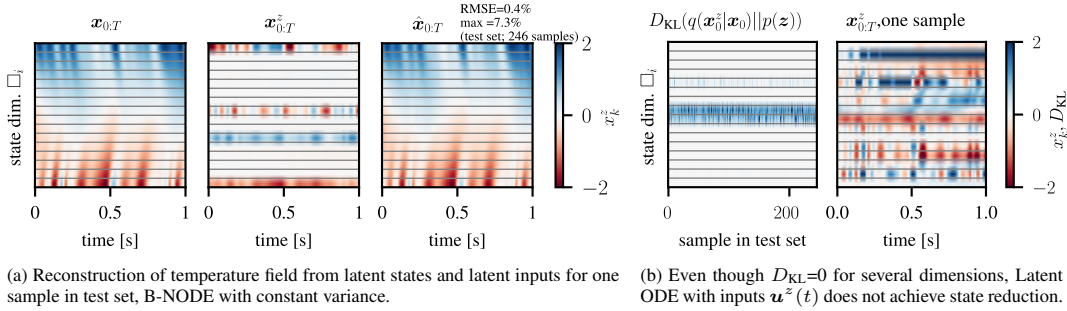


Figure 3: Comparison of state reduction of B-NODE and vanilla Latent ODE (Rubanova et al., 2019) for discretized heat flow example.

reduced representation in latent space $\mathbf{x}_{0:T}^z$ and the reconstruction of the temperature field with the decoder $\hat{\mathbf{x}}_{0:T}$ with an RMSE of 0.4 % (reported loss-values are always normalized by respective means). Taking the classical MOR perspective, we learn a nonlinear embedding of the full state space on a latent sub-manifold with reduced dimensionality, requiring only 4 instead of 16 states, sufficient to globally describe the full state space. This embedding is described bi-directional with an encoder and a decoder. The dimensionality results from the balance between state reduction and reconstruction quality, and is modified with β (Figure 4a). As in Figure 3a, the state reduction is constant over the whole time sequence. Because of that, latent space dimensionalities are not important hyperparameters, as long as they are large enough.

Naively adding inputs $\mathbf{u}^z(t)$ to Latent ODE (Rubanova et al., 2019) as in Figure 3b leads to failing state reduction. The Latent ODE propagates a reparameterized initial latent state \mathbf{x}_0^z and does not allow to enforce state reduction at times $t > 0$.

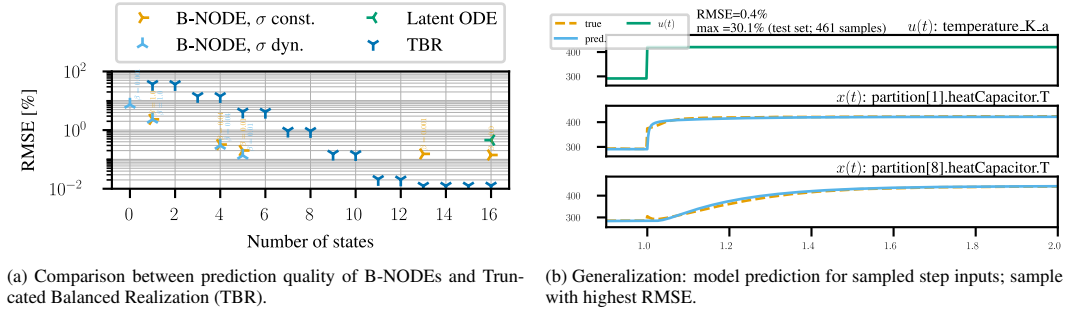


Figure 4: Generalization and comparison of methods for discretized heat flow example.

Instead of learning the system’s response, we learn the system dynamics $(\mathbf{x}^z)'$ as a vector field de-

pending on x^z, u^z, p^z . This enables generalization to input signals unseen in training, for example, step inputs (Figure 4b).

As the discretized heat flow model is described by a linear system, we can apply the model order reduction technique Truncated Balanced Realization (TBR), which finds a balance of well-observable and controllable states (Schilders et al., 2008). Our method consistently outperforms TBR (Figure 4a), for example, for 4 states the BNODE has an RMSE of 0.3 % vs. 14.2 % for TBR.

4.2 REAL-WORLD USE CASE: SURROGATE MODEL OF A THERMAL POWER PLANT

To test the surrogate qualities with a complex model, we employ a dataset generated by a power plant simulation model (Vojacek et al., 2023), of which we predict 102 states and 6 output signals, reacting on one input signal. Figure 5 compares the RMSE and maximum error of different B-NODEs and a State Space NODE as surrogates for the power plant model. The B-NODE with $\beta = 0.05$ and constant variance exhibits the smallest reconstruction error of all models while only requiring 17 states instead of 102.

Taking a look into the latent space of the B-NODE with dynamic variance, Figure 6a exhibits a reduction of variance at times with high dynamical behavior.

A possible explanation could be that dynamics are encoded by states, while steady-state behavior is modeled by the decoder. This phenomenon should be further exploited in future work. However, we can perform uncertainty quantification in data space by sampling and generating multiple trajectories.

Finally, we make a performance comparison (Figure 6b). Most significantly, the B-NODE facilitates a 75 % reduction in computation time on CPU and a 99 % reduction on GPU for batch simulation. Simulating in dedicated simulation frameworks will increase speed additionally.

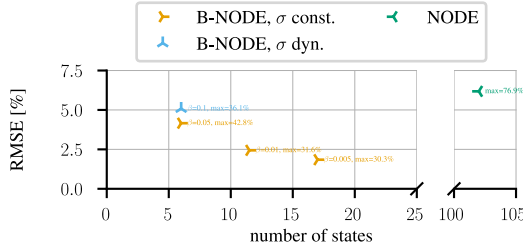
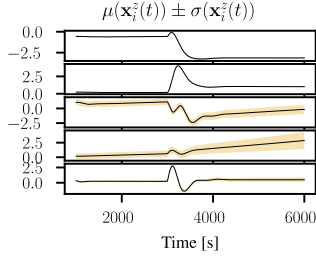


Figure 5: Error comparison key quantities of interest (outputs) for surrogates of power plant.



(a) Latent state trajectories for B-NODE with dynamic variance ($\beta = 0.1$), ordered by mean D_{KL} , tested with step input.

Scenario	Samples	Time	
<i>Baseline</i>			
1 simulation, CPU, 1 core	1	16 s	
batch simulation, CPU, 16 core	1024	720 s	
<i>Surrogate Methods</i>			
1 simulation, CPU (B-NODE)	1	4.1 s	−75 %
batch sim., GPU (NODE)	1-1024	15.5 s	−98 %
batch sim., GPU (B-NODE)	1-1024	7 s	−99 %

(b) Computation time comparison. Technical details in A.5.4. As we can solve all systems concurrently on GPU, the number of samples is variable with constant time usage.

Figure 6: Application results for the power plant simulation model.

5 APPLICATIONS: B-NODES FOR KOOPMAN OPERATOR APPROXIMATION

5.1 ACADEMIC USE CASE

An example for a nonlinear system that can be linearized by adding a state is (Brunton et al., 2021)

$$\begin{bmatrix} x_1 \\ x_2 \end{bmatrix}' = \begin{bmatrix} ax_1 \\ b \cdot (x_2 - x_1^2) \end{bmatrix}, \quad \begin{bmatrix} x_1 \\ x_2 \\ x_{3,add.} \end{bmatrix}' = \begin{bmatrix} a & 0 & 0 \\ 0 & b & -b \\ 0 & 0 & 2a \end{bmatrix} \cdot \begin{bmatrix} x_1 \\ x_2 \\ x_{3,add.} \end{bmatrix}. \quad (19)$$

System dynamics of linear systems are determined by the eigenvalues (here $\lambda = \{a, b, 2a\}$). If two systems have the same eigenvalues, they represent the same dynamics.

The B-NODE can choose different states than the analytic solution, but projects them back into the state space of the analytic model with a linear decoder. We trained a constant variance B-NODE as in 3.3 with linear layers with a dataset generated by sampling initial values with parameters $a = -0.5$, $b = -1$ for different values of β and offered a latent dimensionality of $\dim(\mathbf{x}^z) = 64$. For β of 0.01, we found 3 active dimensions ($D_{\text{KL}}(\mathbf{x}_i^z) > 0.1$), just as the analytic solution has. The approximated and analytic eigenvalues lie at almost the same position (Figure 7) and therefore represent the same dynamics.

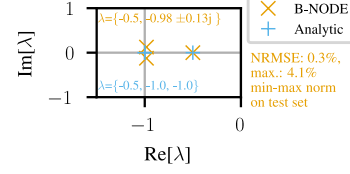


Figure 7: Eigenvalues of analytic solution and B-NODE.

5.2 REAL-WORLD USE CASE: LINEARIZED MODEL OF A THERMAL POWER PLANT

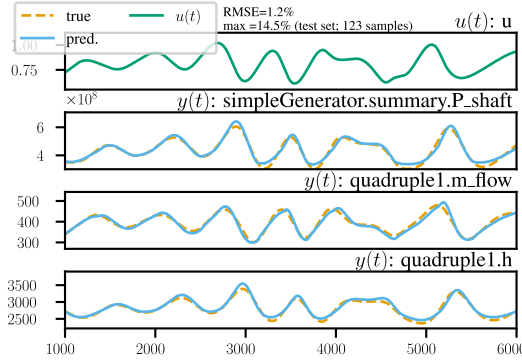


Figure 8: Reconstruction sample of B-NODE ($\beta = 0.01$) with highest error and 25 linear states (original 102 nonlinear; offered $\dim(\mathbf{x}^z) = 1024$).

only have one control input signal $u(t)$, the latent control dimension increases to 18 inputs. We observed that for short prediction horizons, the approximation quality is better, which fits the short-horizon model requirement of MPC.

A model with a full linear path from model input to model output is desirable for model-predictive control (MPC) applications. It can be learned by setting linear models with an additive bias for the control encoder $\mathbf{f}_{\phi_{\text{en},u}}$ and the decoder $\mathbf{f}_{\phi_{\text{de}}}$. Then, only the state encoder has non-linearities and facilitates a nonlinear state transformation into a linear latent space that can approximately represent the dynamics. We trained constant variance B-NODEs with $\beta \in \{0.1, 0.01, 0.001\}$ for this use case with $\dim(\mathbf{x}^z) = \dim(\mathbf{u}^z) = 1024$ to predict all 102 state variables and 6 output variables of interest for the thermal power plant simulation model. The best model achieved a RMSE of 1.2 % and a maximum error of 14.5 % on the selected outputs (normalized by mean) (Figure 8), while requiring 25 states. Interestingly, even though we

6 DISCUSSION & FUTURE WORK

We tailored our approach around the generation of surrogate models from simulations. Using B-NODEs for real-world data is self-suggesting, but necessitates inference of the latent state \mathbf{x}_0^z or parameters \mathbf{p}^z with more sophisticated methods, e.g. Kalman filters. For use cases that require uncertainty quantification, future work should exploit B-NODE’s capability of generating probabilistic time series. As mentioned, small β -values can turn the VAE integration effectively off but might be desirable because of higher reconstruction accuracy. Therefore, future work includes a more detailed analysis of numerical stability, disentangling, and the effect of different training strategies. Finally, we plan to integrate surrogates in real-world simulations, e.g. enabling yearly energy system simulation and optimization. Especially linear BNODE surrogates pose an exciting opportunity for enabling efficient model predictive control applications, whose requirement of short-horizon prediction are beneficial for accurate linear BNODE training. It furthermore offers new approaches to global sensitivity analysis, and interpretable surrogate models and should be compared to existing methods like DMDc.

7 CONCLUSION

We present *Balanced Neural ODEs (B-NODEs)*, balancing state reduction and reconstruction quality, a well-automatable method for global nonlinear model order reduction. For that, we combine VAEs with state space models to leverage VAE’s information bottleneck to enable measurable dimensional reduction without a priori defined latent dimensions. Additionally, the VAE’s sampling-

based robustness complements in literature reported stability enhancements for Neural ODEs with stochastic noise. We are motivated by the need for fast surrogate models with time-varying inputs. To achieve this, we continuously propagate variational parameters through time with a Neural ODE (to our awareness, for the first time). We tested our method on academic and real-world cases. For modeling of a discretized heat flow, our method proved to have low errors, to generalize on unseen inputs, to outperform truncated balanced realization and to avoid state reduction failures, as Latent ODEs would have with time-varying inputs. Additionally, it can accurately determine the correct Koopman operator of an analytically solvable example. For the real-world example of a thermal power plant, we demonstrated a 94 % state reduction with RMSE of 2.4 %, while taking 75 % to 99 % (one/batch simulation) less computation time. Finally, we could also linearize the power plant by using 25 states with an RMSE of 1.4 %.

REPRODUCIBILITY STATEMENT

We provided the source code to reproduce the complete project on the first page. In addition to the code necessary for implementing VAE, B-NODE and State Space NeuralODE, we also provide the files that implement the first-principle models along with FMUs (Modelica Association, 2022), containing simulators of those. We also provide the configuration files, that were used for the data generation process and training of all models.

Apart from this, we provided detailed explanation of B-NODEs in this paper, and included more details on sampling of first-principle models for dataset generation, data standardization, approximation of the data likelihood, and most important training settings in the appendix.

REFERENCES

- Julius Aka, Johannes Brunnemann, Svenne Freund, and Arne Speerforck. Efficient global multi parameter calibration for complex system models using machine-learning surrogates. In *Proceedings of the 15th International Modelica Conference 2023*, pp. 107–120, 2023. ISBN 978-91-8075-505-4. doi:10.3384/ecp204.
- Modelica Association. Modelica standard library 4.0.0, 2023. URL <https://github.com/modelica/ModelicaStandardLibrary>.
- Ilze Amanda Auzina, Çağatay Yıldız, Sara Magliacane, Matthias Bethge, and Efstratios Gavves. Modulated neural odes, 2023. URL <https://openreview.net/forum?id=Op9z2QfXbC>.
- Nimrod Berman, Ilan Naiman, Idan Arbiv, Gal Fadlon, and Omri Azencot. Sequential Disentanglement by Extracting Static Information From A Single Sequence Element, June 2024. URL <https://arxiv.org/abs/2406.18131>.
- Steven L. Brunton, Marko Budišić, Eurika Kaiser, and J. Nathan Kutz. Modern koopman theory for dynamical systems, 2021. URL <https://arxiv.org/abs/2102.12086>.
- Christopher P. Burgess, Irina Higgins, Arka Pal, Loic Matthey, Nick Watters, Guillaume Desjardins, and Alexander Lerchner. Understanding disentangling in β -vae, 2018. URL <https://arxiv.org/abs/1804.03599>.
- François E Cellier and Ernesto Kofman. *Continuous system simulation*. Springer Science & Business Media, 2006. doi:10.1007/0-387-30260-3.
- Ricky T. Q. Chen, Yulia Rubanova, Jesse Bettencourt, and David K Duvenaud. Neural ordinary differential equations. In S. Bengio, H. Wallach, H. Larochelle, K. Grauman, N. Cesa-Bianchi, and R. Garnett (eds.), *Advances in Neural Information Processing Systems*, volume 31. Curran Associates, Inc., 2018. URL https://proceedings.neurips.cc/paper_files/paper/2018/file/69386f6bb1dfed68692a24c8686939b9-Paper.pdf.
- Shweta Dahale, Sai Munikoti, Balasubramaniam Natarajan, and Rui Yang. Latent neural ode for integrating multi-timescale measurements in smart distribution grids. In *2023 IEEE Power & Energy Society Innovative Smart Grid Technologies Conference (ISGT)*, pp. 1–5, 2023. doi:10.1109/ISGT51731.2023.10066442.

- Marco Fraccaro, Simon Kamronn, Ulrich Paquet, and Ole Winther. A Disentangled Recognition and Nonlinear Dynamics Model for Unsupervised Learning. In *Advances in Neural Information Processing Systems*, volume 30. Curran Associates, Inc., 2017.
- Arnab Ghosh, Harkirat Singh Behl, Emilien Dupont, Philip H. S. Torr, and Vinay P. Namboodiri. STEER : Simple temporal regularization for neural odes. *CoRR*, abs/2006.10711, 2020. URL <https://proceedings.neurips.cc/paper/2020/hash/a9e18cb5dd9d3ab420946fa19ebbf52-Abstract.html>.
- Laurent Girin, Simon Leglaive, Xiaoyu Bie, Julien Diard, Thomas Hueber, and Xavier Alameda-Pineda. Dynamical variational autoencoders: A comprehensive review. *CoRR*, abs/2008.12595, 2020. URL <https://arxiv.org/abs/2008.12595>.
- Konstantin Hess, Valentyn Melnychuk, Dennis Frauen, and Stefan Feuerriegel. Bayesian neural controlled differential equations for treatment effect estimation, 2023. URL <https://openreview.net/forum?id=uwO71a8wET>.
- Irina Higgins, Loic Matthey, Arka Pal, Christopher Burgess, Xavier Glorot, Matthew Botvinick, Shakir Mohamed, and Alexander Lerchner. beta-VAE: Learning basic visual concepts with a constrained variational framework. In *International Conference on Learning Representations*, 2017. URL <https://openreview.net/forum?id=Sy2fzU9gl>.
- Patrick Kidger, James Morrill, James Foster, and Terry Lyons. Neural controlled differential equations for irregular time series. In H. Larochelle, M. Ranzato, R. Hadsell, M.F. Balcan, and H. Lin (eds.), *Advances in Neural Information Processing Systems*, volume 33, pp. 6696–6707. Curran Associates, Inc., 2020. URL https://proceedings.neurips.cc/paper_files/paper/2020/file/4a5876b450b45371f6cfe5047ac8cd45-Paper.pdf.
- Diederik P Kingma and Max Welling. Auto-encoding variational bayes, 2014. URL <https://arxiv.org/abs/1312.6114>.
- Diederik P. Kingma and Max Welling. An introduction to variational autoencoders. *Foundations and Trends® in Machine Learning*, 12(4):307–392, 2019. ISSN 1935-8237. doi:10.1561/22000000056.
- B. O. Koopman. Hamiltonian Systems and Transformation in Hilbert Space. *Proceedings of the National Academy of Sciences*, 17(5):315–318, May 1931. doi:10.1073/pnas.17.5.315.
- Milan Korda and Igor Mezić. Linear predictors for nonlinear dynamical systems: Koopman operator meets model predictive control. *Automatica*, 93:149–160, July 2018. ISSN 0005-1098. doi:10.1016/j.automatica.2018.03.046.
- Rahul G. Krishnan, Uri Shalit, and David Sontag. Deep Kalman Filters, November 2015. URL <https://arxiv.org/abs/1511.05121>.
- Kookjin Lee and Eric J. Parish. Parameterized neural ordinary differential equations: applications to computational physics problems. *Proceedings of the Royal Society A: Mathematical, Physical and Engineering Sciences*, 477(2253):20210162, 2021. doi:10.1098/rspa.2021.0162.
- Christian Møldrup Legaard, Thomas Schranz, Gerald Schweiger, Ján Drgoňa, Basak Falay, Cláudio Gomes, Alexandros Iosifidis, Mahdi Abkar, and Peter Gorm Larsen. Constructing neural network-based models for simulating dynamical systems, 2022. URL <https://dl.acm.org/doi/10.1145/3567591>.
- Xuanqing Liu, Tesi Xiao, Si Si, Qin Cao, Sanjiv Kumar, and Cho-Jui Hsieh. How does noise help robustness? explanation and exploration under the neural sde framework. In *Proceedings of the IEEE/CVF Conference on Computer Vision and Pattern Recognition (CVPR)*, 6 2020. doi:10.1109/CVPR42600.2020.00036.
- Bethany Lusch, J. Nathan Kutz, and Steven L. Brunton. Deep learning for universal linear embeddings of nonlinear dynamics. *Nature Communications*, 9(1):4950, November 2018. ISSN 2041-1723. doi:10.1038/s41467-018-07210-0.

- Andreas Mardt, Luca Pasquali, Hao Wu, and Frank Noé. VAMPnets for deep learning of molecular kinetics. *Nature Communications*, 9(1):5, January 2018. ISSN 2041-1723. doi:10.1038/s41467-017-02388-1.
- Emile Mathieu, Tom Rainforth, N Siddharth, and Yee Whye Teh. Disentangling disentanglement in variational autoencoders. In Kamalika Chaudhuri and Ruslan Salakhutdinov (eds.), *Proceedings of the 36th International Conference on Machine Learning*, volume 97 of *Proceedings of Machine Learning Research*, pp. 4402–4412. PMLR, 09–15 Jun 2019. URL <https://proceedings.mlr.press/v97/mathieu19a.html>.
- Emmanuel Menier, Sebastian Kaltenbach, Mouadh Yagoubi, Marc Schoenauer, and Petros Koumoutsakos. Interpretable learning of effective dynamics for multiscale systems, September 2023. URL <https://arxiv.org/abs/2309.05812>.
- Modelica Association. Functional mock-up interface for model exchange and co-simulation, 2022. URL <https://github.com/modelica/fmi-standard/releases/download/v2.0.4/FMI-Specification-2.0.4.pdf>.
- B. Moore. Principal component analysis in linear systems: Controllability, observability, and model reduction. *IEEE Transactions on Automatic Control*, 26(1):17–32, February 1981. ISSN 1558-2523. doi:10.1109/TAC.1981.1102568.
- Ilan Naiman, N. Benjamin Erichson, Pu Ren, Michael W. Mahoney, and Omri Azencot. Generative Modeling of Regular and Irregular Time Series Data via Koopman VAEs. In *The Twelfth International Conference on Learning Representations*, October 2023. URL <https://openreview.net/forum?id=eY7sLb0dVF>.
- Stephen Odaibo. Tutorial: Deriving the standard variational autoencoder (vae) loss function, 2019.
- Simon J.D. Prince. *Understanding Deep Learning*. MIT Press, 2023. ISBN 9780262048644. URL <http://udlbook.com>.
- Joshua L. Proctor, Steven L. Brunton, and J. Nathan Kutz. Dynamic Mode Decomposition with Control. *SIAM Journal on Applied Dynamical Systems*, 15(1):142–161, January 2016. doi:10.1137/15M1013857.
- Aowabin Rahman, Ján Drgoňa, Aaron Tuor, and Jan Strube. Neural ordinary differential equations for nonlinear system identification. In *2022 American Control Conference (ACC)*, pp. 3979–3984, 2022. doi:10.23919/ACC53348.2022.9867586.
- Michal Rolínek, Dominik Zietlow, and Georg Martius. Variational autoencoders pursue pca directions (by accident). In *Proceedings of the IEEE/CVF Conference on Computer Vision and Pattern Recognition (CVPR)*, 6 2019. doi:10.1109/CVPR.2019.01269.
- Clarence W. Rowley, Igor Mezić, Shervin Bagheri, Philipp Schlatter, and Dan S. Henningson. Spectral analysis of nonlinear flows. *Journal of Fluid Mechanics*, 641:115–127, December 2009. ISSN 1469-7645, 0022-1120. doi:10.1017/S0022112009992059.
- Yulia Rubanova, Ricky T. Q. Chen, and David K Duvenaud. Latent ordinary differential equations for irregularly-sampled time series. In H. Wallach, H. Larochelle, A. Beygelzimer, F. d'Alché-Buc, E. Fox, and R. Garnett (eds.), *Advances in Neural Information Processing Systems*, volume 32. Curran Associates, Inc., 2019. URL https://proceedings.neurips.cc/paper_files/paper/2019/file/42a6845a557bef704ad8ac9cb4461d43-Paper.pdf.
- Samir Sadok, Simon Leglaive, Laurent Girin, Xavier Alameda-Pineda, and Renaud Séguier. A multimodal dynamical variational autoencoder for audiovisual speech representation learning. *Neural Networks*, 172:106120, 2024. ISSN 0893-6080. doi:<https://doi.org/10.1016/j.neunet.2024.106120>. URL <https://www.sciencedirect.com/science/article/pii/S0893608024000340>.
- Wilhelmus HA Schilders, Henk A Van der Vorst, and Joost Rommes. *Model order reduction: theory, research aspects and applications*, volume 13. Springer, 2008. doi:10.1007/978-3-540-78841-6.

- Peter J. Schmid. Dynamic mode decomposition of numerical and experimental data. *Journal of Fluid Mechanics*, 656:5–28, August 2010. ISSN 1469-7645, 0022-1120. doi:10.1017/S0022112010001217.
- Nabeel Seedat, Fergus Imrie, Alexis Bellot, Zhaozhi Qian, and Mihaela van der Schaar. Continuous-Time Modeling of Counterfactual Outcomes Using Neural Controlled Differential Equations, June 2022. URL <https://proceedings.mlr.press/v162/seedat22b.html>.
- Chaopeng Shen, Alison P Appling, Pierre Gentine, Toshiyuki Bandai, Hoshin Gupta, Alexandre Tartakovsky, Marco Baity-Jesi, Fabrizio Fenicia, Daniel Kifer, Li Li, et al. Differentiable modelling to unify machine learning and physical models for geosciences. *Nature Reviews Earth & Environment*, 4(8):552–567, 2023. doi:10.1038/s43017-023-00450-9.
- Ruian Shi, Haoran Zhang, and Quaid Morris. PAN-cODE: COVID-19 forecasting using conditional latent ODEs. *Journal of the American Medical Informatics Association*, 29(12):2089–2095, 2022. ISSN 1527-974X. doi:10.1093/jamia/ocac160.
- ClaRa Development Team. Clara library. URL <https://github.com/xrg-simulation/ClaRa-official>.
- Tobias Thummerer and Lars Mikelsons. Learnable & Interpretable Model Combination in Dynamic Systems Modeling, June 2024. URL <https://arxiv.org/abs/2406.08093>.
- E. I. Verriest. Time Variant Balancing and Nonlinear Balanced Realizations. In Wilhelmus H. A. Schilders, Henk A. van der Vorst, and Joost Rommes (eds.), *Model Order Reduction: Theory, Research Aspects and Applications*, pp. 213–250. Springer, Berlin, Heidelberg, 2008. ISBN 978-3-540-78841-6. doi:10.1007/978-3-540-78841-6_11.
- Ales Vojacek, Johannes Brunnemann, Tim Hanke, Thomas Marx-Schubach, and Jörg Eiden. Status of the clara library: Detailed transient simulation of complex energy systems. In *Proceedings of the 15th International Modelica Conference 2023*, pp. 617–626, 2023. ISBN 978-91-8075-505-4. doi:10.3384/ecp204.
- Alexandra Volokhova, Viktor Oganessian, and Dmitry Vetrov. Stochasticity in neural ODEs: An empirical study. In *ICLR 2020 Workshop on Integration of Deep Neural Models and Differential Equations*, 2019. URL <https://openreview.net/forum?id=C4ydiXrYw>.
- Hyowon Wi, Yehjin Shin, and Noseong Park. Continuous-time Autoencoders for Regular and Irregular Time Series Imputation. In *Proceedings of the 17th ACM International Conference on Web Search and Data Mining, WSDM '24*, pp. 826–835, New York, NY, USA, March 2024. Association for Computing Machinery. ISBN 9798400703713. doi:10.1145/3616855.3635831.
- Matthew O. Williams, Ioannis G. Kevrekidis, and Clarence W. Rowley. A Data-Driven Approximation of the Koopman Operator: Extending Dynamic Mode Decomposition. *Journal of Nonlinear Science*, 25(6):1307–1346, December 2015. ISSN 1432-1467. doi:10.1007/s00332-015-9258-5.
- Jesús M. Zamarreño and Pastora Vega. State space neural network. properties and application. *Neural Networks*, 11(6):1099–1112, 1998. ISSN 0893-6080. doi:[https://doi.org/10.1016/S0893-6080\(98\)00074-4](https://doi.org/10.1016/S0893-6080(98)00074-4).

A APPENDIX

A.1 DATA STANDARDIZATION

In this work, all values that are fed to the neural network models are standardized. This is especially of importance, as physical quantities might have very different order of quantities (e.g. a pressure at around 1×10^5 Pa compared to a temperature at around 50°C). Also for loss functions, standardized values are used to avoid adapting weighting factors to the different orders of magnitudes. In general, the not-standardized values are used only for graphical presentation of results.

To standardize the data of a data set, mean μ and variance σ are calculated for each variable. Then we use the following transformation for each axis x (Prince (2023), C.2.4):

$$x_{\text{stand.}} = \frac{x - \mu}{\sigma} \quad (20)$$

To ensure the same standardization for every data sample, the mean and variance values have to be saved. Because of that, we introduce a *Standardization Activation Layer*. If not previously initialized, with the first of batch of data, mean and variance are calculated and saved as untrainable parameter in the *PyTorch*-Model. It can be used as a normal layer within the model, and has also the ability to inverse standardize - i.e.

$$x = \sigma \cdot x_{\text{stand.}} + \mu. \quad (21)$$

Opposed to batch-normalization (Prince (2023), 11.4), where the statistics μ and σ are calculated for each batch independently, the statistics are constant.

Physical model parameters are standardized along each feature axis. All other time-varying values are standardized along the feature axis and the time axis.

For presentation and calculation of *summary statistics in this publication*, we chose to normalize by mean values:

$$x_{\text{norm.}} = \frac{x}{\mu} \quad (22)$$

A.2 STATE SPACE NEURAL ODE

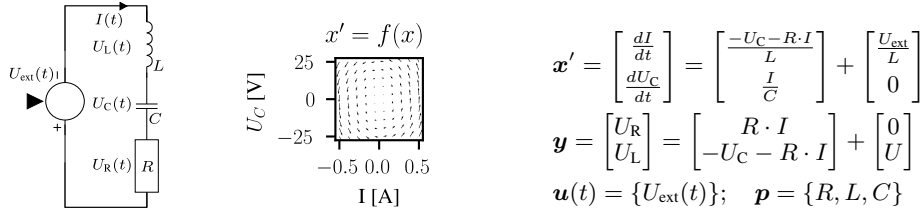


Figure A.1: The series resonant circuit with an voltage source as external input as an example of a dynamical system. We show its vector field (for no input) and its state space model.

A.2.1 TRAINING

Given a dataset $\mathbf{x}^D = [\mathbf{x}_{0:T}, \mathbf{y}_{0:T}, \mathbf{u}_{0:T}, \mathbf{p}]$, the State Space Neural ODE is trained by minimizing the error of the predictions $[\hat{\mathbf{x}}(t), \hat{\mathbf{y}}(t)]$

$$\phi_{\text{NODE}}, \phi_{\text{Out}} = \underset{\phi_{\text{NODE}}, \phi_{\text{Out}}}{\text{argmin}} \text{MSE}(\hat{\mathbf{x}}_{0:T}, \mathbf{x}_{0:T}) + \text{MSE}(\hat{\mathbf{y}}_{0:T}, \mathbf{y}_{0:T}). \quad (23)$$

A.3 VARIATIONAL AUTOENCODERS FOR DIMENSIONAL REDUCTION

A.3.1 ELBO DERIVATION

We could learn a model $p(\mathbf{x}|\mathbf{z})$ if we would know the latent variable \mathbf{z} . But we do not know \mathbf{z} . To overcome that, we would require the "true" model $p(\mathbf{z}|\mathbf{x})$ that represents the so called *posterior probability*⁴ $\text{Pr}(\mathbf{z}|\mathbf{x})$. But we do not have that model either. The learning problem is *intractable*.

To make the learning problem tractable, a posterior model $q(\mathbf{z}|\mathbf{x})$ that approximates the true posterior probability model $p(\mathbf{z}|\mathbf{x})$ is introduced:

$$q(\mathbf{z}|\mathbf{x}) \approx p(\mathbf{z}|\mathbf{x}). \quad (24)$$

⁴To explain why the term *posterior probability* is used for $\text{Pr}(\mathbf{z}|\mathbf{x})$: We took the assumption that $\text{Pr}(\mathbf{z})$ is the known prior probability. In terms of Bayes' Rule, after observing the generation process $\text{Pr}(\mathbf{x}|\mathbf{z})$ we can infer the posterior probability $\text{Pr}(\mathbf{z}|\mathbf{x})$. It's a bit cumbersome to call this posterior probability. Even though this would be the first thing needed for the training of a VAE, but in terms of the VAE theory, the starting point is that the data generation process $\text{Pr}(\mathbf{x}|\mathbf{z})$ can be traced back to a prescribed prior probability $\text{Pr}(\mathbf{z})$.

The model $q(\mathbf{z}|\mathbf{x})$ is called the *encoder* or *recognition model* (Kingma & Welling, 2019, Chapter 2.1). This approximation is the *variational approximation* that gives the VAE its name. (Prince, 2023, Chapter 17.5).

With this approximation, the latent variable model can be trained using data samples \mathbf{x} .

The following can be derived by using Jensen's inequality (as in (Prince, 2023, chapter 17.3.33)), but we choose a derivation by (Kingma & Welling, 2019, chapter 2.2) that avoids this.

To obtain the latent variable model, express the log-likelihood $\log p(\mathbf{x})$ of the data as an expectation over the posterior probability $q(\mathbf{z}|\mathbf{x})$

$$\log p(\mathbf{x}) = \mathbb{E}_{q(\mathbf{z}|\mathbf{x})} \log [p(\mathbf{x})]. \quad (25)$$

By applying the the product rule

$$\log p(\mathbf{x}) = \mathbb{E}_{q(\mathbf{z}|\mathbf{x})} \log \left[\frac{p(\mathbf{x}, \mathbf{z})}{p(\mathbf{z}|\mathbf{x})} \right],$$

expanding with $\frac{q(\mathbf{z}|\mathbf{x})}{q(\mathbf{z}|\mathbf{x})}$

$$= \mathbb{E}_{q(\mathbf{z}|\mathbf{x})} \log \left[\frac{p(\mathbf{x}, \mathbf{z})}{q(\mathbf{z}|\mathbf{x})} \frac{q(\mathbf{z}|\mathbf{x})}{p(\mathbf{z}|\mathbf{x})} \right],$$

splitting the integrand of the expectation

$$= \mathbb{E}_{q(\mathbf{z}|\mathbf{x})} \log \left[\frac{p(\mathbf{x}, \mathbf{z})}{q(\mathbf{z}|\mathbf{x})} \right] + \mathbb{E}_{q(\mathbf{z}|\mathbf{x})} \log \left[\frac{q(\mathbf{z}|\mathbf{x})}{p(\mathbf{z}|\mathbf{x})} \right]$$

and applying the product rule for the first term, we can derive

$$\log p(\mathbf{x}) = \underbrace{\mathbb{E}_{q(\mathbf{z}|\mathbf{x})} \log \left[\frac{p(\mathbf{x}|\mathbf{z})}{q(\mathbf{z}|\mathbf{x})} p(\mathbf{z}) \right]}_{=\mathcal{G}(\text{ELBO})} + \underbrace{\mathbb{E}_{q(\mathbf{z}|\mathbf{x})} \log \left[\frac{q(\mathbf{z}|\mathbf{x})}{p(\mathbf{z}|\mathbf{x})} \right]}_{=D_{\text{KL}}(q(\mathbf{z}|\mathbf{x})||p(\mathbf{z}|\mathbf{x}))}. \quad (26)$$

The KL-Divergence in the second term is always ≥ 0 . Therefore, the first term is a lower bound to the log-likelihood of the data. It is called the *evidence lower bound* (ELBO). (Kingma & Welling, 2019, Chapter 2.2) With the chosen variational approximation, it is possible to compute all parts of the ELBO. Before showing that, we note that the KL-Divergence of the second term determines two distances (Kingma & Welling, 2019, Chapter 2.2):

- The KL-Divergence between the approximate posterior and the true posterior,
- The gap between the ELBO and the marginal likelihood $\log p(\mathbf{x})$. This is called the *tightness* of the bound.

It is now possible to train a variational autoencoder by maximizing the ELBO \mathcal{G} . Maximizing ELBO will concurrently optimize two objectives (Kingma & Welling, 2019, Chapter 2.2.1):

- It will improve the prediction quality $\log p(\mathbf{x})$ of the generative model $p(\mathbf{x}|\mathbf{z})$.
- It will minimize the error of approximating the true posterior distribution $p(\mathbf{z}|\mathbf{x})$ through $q(\mathbf{z}|\mathbf{x})$, meaning that the encoder will get better.

The KL-Divergence in (3) for the comparison with the assumed prior $p(\mathbf{z}) = \mathcal{N}(\mathbf{z}; \mathbf{0}, \mathbf{I})$ can be solved analytically to (Odaibo, 2019)

$$D_{\text{KL}}(q_{\phi_{\text{en}}}(\mathbf{z}|\mathbf{x}^{\mathcal{D}})||p(\mathbf{z})) = \sum_{j=1}^{n_z} -\frac{1}{2} \left[1 + \log(\sigma_j^2) - \sigma_j^2 - \mu_j^2 \right] \geq 0, \quad (27)$$

with n^z being the chosen dimensionality of the latent variable.

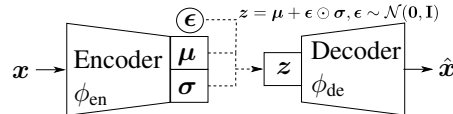


Figure A.2: Scheme of a Variational Autoencoder

A.3.2 EXPERIMENT DETAILS

Dataset

The dataset was generated by random sampling of parameters of a physical simulation model with 14 parameters. The VAE model itself has no concept of sequences, therefore the sequences for 5 temperature trajectories formed one sample (i.e. 5 sequences \times 337 timesteps per sequence = 1685 datapoints per sample). We therefore re-implemented the model described in (Aka et al., 2023).

- parameter values: determined from building data
- parameter ranges: $\frac{1}{5}$ to 5 times the default value
- timestep: 1800 s
- simulation length: 7 d
- number of timesteps: 337
- number of samples: 2048 (12% test, 12% validate, 76% train)

Experiment Details

- Network Structure:
 - number of linear layers: 4
 - hidden dimension: 2048
 - latent space dimension: 512
 - activation function: ReLU
- Training Parameters:
 - beta: 1×10^{-3}
 - max epochs: 1×10^4
 - learning-rate: 1×10^{-3}
 - weight decay: 1×10^{-4}
 - batch size: 256
 - early stopping patience: 300
 - early stopping threshold: 0.005
 - early stopping mode: relative
 - number of reparametrization passes for train and test: 1
 - automatic mixed precision: off
 - parameter to decoder: on (PELS-VAE), off (VAE)
- Code File: `.\networks\pels_vae_linear\vae_train_test.py`

A.3.3 ADDITIONAL FIGURES

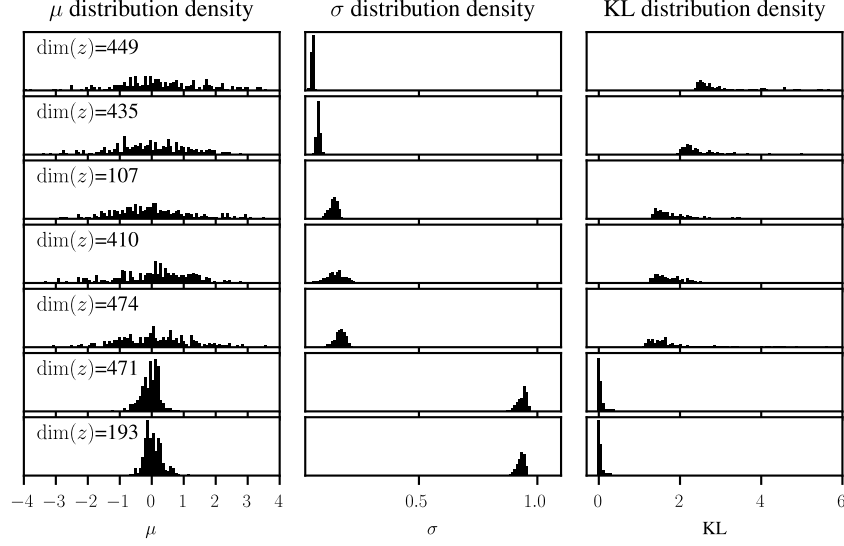
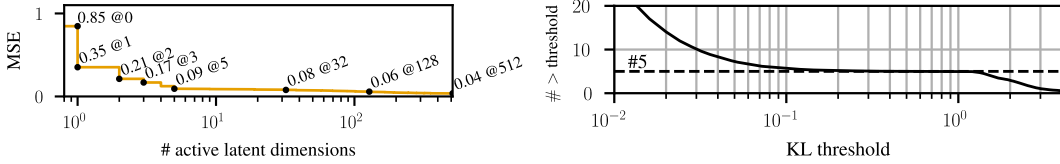


Figure A.3: Density distributions of D_{KL} , μ , σ for the first 7 latent space dimensions for the complete test set ordered by their mean KL divergence. Plot for the β -VAE with $\beta = 1 \times 10^{-3}$. The model was trained with a data set of the office model

To verify that the first 5 dimension encode most information, we ordered the latent dimensions of a trained VAE by their average D_{KL} , masked all latent channels to 0 and consecutively lifted that mask while calculating for each configuration the MSE on the dataset (Figure A.4a). As anticipated, the first 5 latent channels reduce the error by the most ($0.85 \mapsto 0.09$) while the last 507 dimensions only achieve marginal improvements ($0.09 \mapsto 0.04$). Notably, the improvements are monotonously decreasing. This motivates to use the mean D_{KL} per latent channel as a measure for active latent dimensions, and we To find a threshold value, we tested a variety of values in Figure A.4b and choose for counting a value of $D_{KL}(z) > 0.1$ (Figure A.4b).



(a) Experiment: MSE on dataset for increasing number of active latent dimensions by lifting a mask on the D_{KL} -ordered latent dimensions. (b) Number of latent dimensions that have a KL divergence greater than a certain threshold, averaged over one dataset.

Figure A.4: Insights in the information transmission through the latent space. Results of a β -VAE ($\beta = 1 \times 10^{-3}$) with a latent space of $n_z = 512$ trained on a dataset of a thermal network model, generated by random sampling of 14 simulation model parameters (details in A.3.2).

A.4 BALANCED NEURAL ODES

A.4.1 B-NODE ELBO DERIVATION

In the following we expand the ELBO to our use case. As provided by Kingma & Welling (2014), the ELBO is

$$\mathcal{G} = \underbrace{\mathbb{E}_{q(z|x^D)} \log [p(x^D|z)]}_{\text{Reconstruction Accuracy}} - \underbrace{D_{\text{KL}} [q(z|x^D) || p(z)]}_{\text{Information Bottleneck}}. \quad (28)$$

First, we collect the governing equations of the model and adapt the way they are expressed ((4), (4a), (4b), (4ba), (5), (6)). The approximated posterior (inference model) is

$$\begin{aligned} q(z|x^D) &= q(x_{0:T}^z, u_{0:T}^z, p^z | x_{0:T}, u_{0:T}, p) = q(p^z | p) q(u_{0:T}^z | u_{0:T}) q(x_{0:T}^z | x_{0:T}, u_{0:T}^z, p^z), \\ &= \underbrace{\prod_{i=0}^T q(u_i^z | u_i)}_{\text{Control Encoder}} \underbrace{q(p^z | p)}_{\text{Parameter Encoder}} \underbrace{q(x_0^z | x_0)}_{\text{Initial State}} \underbrace{\prod_{i=0}^{T-1} q(x_{i+1}^z | x_i^z, u_i^z, p^z)}_{\text{Simulator}} \\ &= \underbrace{q(u_{0:T}^z, p^z | u_{0:T}, p)}_{\text{independent sampling possible}} \underbrace{q(x_{0:T}^z | x_0, u_{0:T}^z, p^z)}_{\text{dependent on previous sampling}}, \end{aligned} \quad (29a)$$

the generative model is

$$p(x^D | z) = p(x_{0:T}, y_{0:T} | x_{0:T}^z, u_{0:T}^z, p^z) = \prod_{i=0}^T p(x_i, y_i | x_i^z, u_i^z, p^z), \quad (29b)$$

and we prescribed the prior as

$$p(z) = p(p^z) p(x_{0:T}^z) p(u_{0:T}^z). \quad (29c)$$

When inserting these terms in the ELBO, the learning problem is intractable, as the probability density functions are parameterized by outputs of neural networks that cannot be solved analytically. Therefore, sampling from the posterior distribution $q(z|x^D)$ in conjunction with the reparameterization trick is necessary, whenever latent variables are propagated from deep neural network to another. The propagation of the latent state distribution by the Neural ODE is an exception for this, this propagation of probability distributions is implemented tractably and state reduction ensured by the sampling of inputs (13).

First, we derive the data likelihood part of the ELBO,

$$\mathbb{E}_{q(z|x^D)} \log [p(x^D | z)] = \mathbb{E}_{q(u_{0:T}^z, p^z | u_{0:T}, p)} q(x_{0:T}^z | x_0, u_{0:T}^z, p^z) \log [p(x_{0:T}, y_{0:T} | x_{0:T}^z, u_{0:T}^z, p^z)],$$

Considering the sampling dependencies,

$$= \mathbb{E}_{q(u_{0:T}^z, p^z | u_{0:T}, p)} \left[\mathbb{E}_{q(x_{0:T}^z | x_0, u_{0:T}^z, p^z)} \log [p(x_{0:T}, y_{0:T} | x_{0:T}^z, u_{0:T}^z, p^z)] \right],$$

Using that $p(x^D | z)$ can be factorized,

$$= \mathbb{E}_{q(u_{0:T}^z, p^z | u_{0:T}, p)} \left[\mathbb{E}_{q(x_{0:T}^z | x_0, u_{0:T}^z, p^z)} \left[\sum_{i=0}^T \log p(x_i, y_i | x_i^z, u_i^z, p^z) \right] \right]. \quad (30)$$

After this, we derive the KL divergence part. By using the derivation in A.4.4, we can see that the KL divergence splits up in separate terms for different random variables. Because of this,

$$D_{\text{KL}} [q(z|x^D) || p(z)] = D_{\text{KL}} [q(p^z | p) q(u_{0:T}^z | u_{0:T}) q(x_{0:T}^z | x_0, u_{0:T}^z, p^z) || p(p^z) p(u_{0:T}^z) p(x_{0:T}^z)].$$

As $q(x_{0:T}^z | x_0, u_{0:T}^z, p^z)$ depends on previous sampling, we can write this as,

$$\begin{aligned} &= D_{\text{KL}} [q(p^z | p) || p(p^z)] + D_{\text{KL}} [q(u_{0:T}^z | u_{0:T}) || p(u_{0:T}^z)] \\ &\quad + \mathbb{E}_{q(u_{0:T}^z, p^z | u_{0:T}, p)} (D_{\text{KL}} [q(x_{0:T}^z | x_0, u_{0:T}^z, p^z) || p(x_{0:T}^z)]). \end{aligned} \quad (31)$$

Each variable in the KL divergence defined here expands likewise as a sum of KL divergence terms. Because we prescribe (parameterized) Gaussians, the KL divergence can be solved analytically. The model is then trained as

$$\phi_{\text{en,p}}, \phi_{\text{en,u}}, \phi_{\text{en,x}}, \phi_{\text{LNODE}}, \phi_{\text{de}} = \underset{\phi}{\text{argmax}} \quad \mathcal{G}(\phi_{\text{en,p}}, \phi_{\text{en,u}}, \phi_{\text{en,x}}, \phi_{\text{LNODE}}, \phi_{\text{de}}, \mathbf{x}_{0:T}, \mathbf{u}_{0:T}, \mathbf{p}) \quad (32)$$

Remark: Typically, as proposed by Kingma & Welling (2014), we sample each distribution only one time during training and train with mini-batches. Although we elaborated here on the sampling dependencies, it is not necessary to obey to this when always sampling once.

Remark: Opposed to Girin et al. (2020), we do not condition the true posterior probability density of the generative model for the latent states at time t_k on the previous probability densities (for $\mathbf{x}_{i-1}^z, \mathbf{u}_{i-1}^z, \mathbf{p}^z$), but prescribe the latent space in general to follow a Gaussian distribution with mean zero and variance of one ($\mathcal{N}(\mathbf{0}, \mathbb{I})$) at all discrete times $t \in [0, T]$. This means that we do not condition the generative model in equation 4.3 in their review on anything, and means as well that all conditional probabilities evolving an advance in time are collected in the inference model.

A.4.2 NORMALIZATION OF ELBO TERMS

We normalize the reconstruction term with $\frac{1}{2}$ to account for the summation of the state reconstruction and output reconstruction MSE,

$$\mathcal{G}_R \approx -\frac{1}{2}(\text{MSE}(\hat{\mathbf{x}}, \mathbf{x}) + \text{MSE}(\hat{\mathbf{y}}, \mathbf{y})). \quad (33)$$

Let $D_{\text{KL},\square}$ be the KL divergence for $\square \in [\mathbf{p}, \mathbf{u}_k, \mathbf{x}_k], k \in [0, T]$. We calculate the Kullback-Leibler part of the ELBO as

$$\mathcal{L}_{\text{KL}} = \frac{1}{n_{\mathbf{p}} + n_{\mathbf{u}} + n_{\mathbf{x}}} \left(D_{\text{KL},\mathbf{p}} + \frac{1}{T} \sum_{k=0}^T D_{\text{KL},\mathbf{u}_k} + \frac{1}{T} \sum_{k=0}^T D_{\text{KL},\mathbf{x}_k} \right) \quad (34)$$

Time-varying variables are normalized by the number of time steps T . Furthermore, we choose to normalize the components by their dimensions in physics space n_{\square} in order to being able to use the same β for different use cases.

A.4.3 APPROXIMATION OF DATA LOG-LIKELIHOOD

Optimizing the log-likelihood of $p(\mathbf{x}|\mathbf{z})$ can be represented by (Prince, 2023, 5.3)

$$\underset{\phi_{\text{de}}}{\text{argmax}} \quad \prod_{i=0}^T p(\mathbf{x}_i, \mathbf{y}_i | \mathbf{x}_i^z, \mathbf{u}_i^z, \mathbf{p}^z) = \underset{\phi_{\text{de}}}{\text{argmin}} \quad \sum_{i=0}^T \text{MSE}([\hat{\mathbf{x}}_i, \hat{\mathbf{y}}_i], [\mathbf{x}_i, \mathbf{y}_i]), \quad (35)$$

where $[\hat{\mathbf{x}}_i, \hat{\mathbf{y}}_i]$ is the output of (15) and p is assumed to be a Gaussian with diagonal, fixed covariance.

A.4.4 KL-DIVERGENCE OF MULTIPLE VARIABLES

The KL-Divergence between two distribution $p(z), q(z)$ is defined as

$$D_{\text{KL}}(q(z)||p(z)) = \int_{\mathbf{z}} q(\mathbf{z}) \log \left[\frac{p(\mathbf{z})}{q(\mathbf{z})} \right] d\mathbf{z}$$

For the product of two distributions of different random variables z_1, z_2 this definition yields:

$$\begin{aligned} D_{\text{KL}}(q(z_1)q(z_2)||p(z_1)p(z_2)) \\ &= \int q(z_1)q(z_2) \log \left[\frac{p(z_1)p(z_2)}{q(z_1)q(z_2)} \right] d\mathbf{z} \\ &= \int_{z_2} \int_{z_1} q(z_1)q(z_2) \log \left[\frac{p(z_1)p(z_2)}{q(z_1)q(z_2)} \right] dz_1 dz_2 \end{aligned}$$

Using logarithm laws

$$= \int_{z_2} \int_{z_1} q(z_1)q(z_2) \left(\log \left[\frac{p(z_1)}{q(z_1)} \right] + \log \left[\frac{p(z_2)}{q(z_2)} \right] \right) dz_1 dz_2$$

Splitting the integral

$$= \int_{z_2} \int_{z_1} q(z_1)q(z_2) \log \left[\frac{p(z_1)}{q(z_1)} \right] dz_1 dz_2 + \int_{z_2} \int_{z_1} q(z_1)q(z_2) \log \left[\frac{p(z_2)}{q(z_2)} \right] dz_1 dz_2$$

Moving the integration symbols and sorting the terms

$$= \int_{z_2} q(z_2) \int_{z_1} q(z_1) \log \left[\frac{p(z_1)}{q(z_1)} \right] dz_1 dz_2 + \int_{z_1} q(z_1) \int_{z_2} q(z_2) \log \left[\frac{p(z_2)}{q(z_2)} \right] dz_2 dz_1$$

Inserting the definition of KL-Divergence again

$$= \int_{z_2} q(z_2) D_{\text{KL}}(q(z_1) || p(z_1)) dz_2 + \int_{z_1} q(z_1) D_{\text{KL}}(q(z_2) || p(z_2)) dz_1$$

using that probability density functions always integrate to 1, we see that

$$= D_{\text{KL}}(q(z_1) || p(z_1)) + D_{\text{KL}}(q(z_2) || p(z_2)). \quad (36)$$

Hence we follow that the KL-Divergence of two distributions on different random variables always yields a sum of KL-Divergence terms for the single variable types.

A.5 EXPERIMENTS

A.5.1 DATASET GENERATION FROM PHYSICAL SIMULATION MODELS

The surrogate models shall replace the physical models based on first principles. The way we choose to train these surrogates is by imitating the data $[\mathbf{x}_k, \mathbf{y}_k]$ at discretization points $k = 0 \dots T$ given $[\mathbf{x}_0, \mathbf{p}, \mathbf{u}_k]$. Therefore, we need data of the input-output pairs:

$$(\mathbf{x}_0, \mathbf{p}, \mathbf{u}_{0:T}) \mapsto (\mathbf{x}_{1:T}, \mathbf{y}_{0:T})$$

We choose the control input to be constant in the discretization intervals:

$$\mathbf{u}(t) = \mathbf{u}_k = \text{const.} \quad \forall t \in [t_k, t_{k+1}]$$

From experience, uniform random sampling proved to allow good learning for values that are constant over a simulation, which is why we sample the parameters and initial values like that:

$$\mathbf{x}_0 \sim \mathcal{U}(\mathbf{x}_{0,-}, \mathbf{x}_{0,+}) \quad (37)$$

$$\mathbf{p} \sim \mathcal{U}(\mathbf{p}_-, \mathbf{p}_+) \quad (38)$$

with \mathcal{U} denoting independent random sampling, and \square_-, \square_+ denoting the user-specified upper and lower values for sampling. These values should be chosen sufficiently larger than the area of interest, such that extrapolation is avoided. However, note that in general

$$\min \mathbf{x}_{1:T} \neq \mathbf{x}_{0,-} \quad \text{and} \quad \max \mathbf{x}_{1:T} \neq \mathbf{x}_{0,+}$$

as the states can not be bounded a priori.

Sampling the initial state can be seen as a way to increase the expressiveness of the training data to special regions of states space, which are otherwise rarely seen or unseen during training. When generating training data, it should be ensured that required initial states for the surrogate purpose are included and well present.

However, variation of initial states for time-stepper methods in typical model regions can always be included with the following. Recall that time-stepper methods build up vector fields:

$$(\mathbf{x})' = f(\mathbf{x}, \mathbf{p}, \mathbf{u})$$

This makes it possible to enter the training at arbitrary locations within the time series sequences. This works also in latent space but requires a transformation of the physical initial state $\mathbf{x}_0 \mapsto \mathbf{x}_0^z$ to latent space. We can always adapt the initial states during training to typical state vectors within the specific physical model use case, by choosing a training sequence length $\tau \in \mathcal{N}$ with $\tau < T$ with

$T \in \mathcal{N}$ being the sequence length of the training data and generate the samples in the following from it:

$$\tilde{x}_0, \mathbf{p}, \tilde{x}_{1:\tau}, \tilde{u}_{0:\tau}, \tilde{y}_{0:\tau} = \mathbf{x}_j, \mathbf{p}, \mathbf{x}_{j+1:j+\tau}, \mathbf{u}_{j:j+\tau}, \mathbf{y}_{j:j+\tau} \quad \forall j \in [0, 1, \dots, T - \tau] \quad (39)$$

Note that this increases the number of training samples by large magnitude, i.e. with $T = 500$ and $\tau = 50$, we get $T - \tau = 450$ new samples per sequence. Therefore in a software implementation, the generated samples should not be saved on file, but returned on the fly from the original time series sequences to keep memory requirements low (at the expense of computational cost).

For the time-dependent inputs, simple random sampling does not work. With necessarily small discretization interval Δt , random sampling would lead to pure noise around a mean-value $\bar{u}_{0:T}$, such that all training samples would cycle around the same position in state space. Therefore, in the following, we introduce a method called *randomly clipped random sampling of controls with offset and cubic splines (RROCS)*. Pseudo code of the algorithm is depicted in 1. The main idea is to ensure a smooth control input within the specified bounds through the use of cubic splines, while randomly assigning an offset and an amplitude such that the control space is filled meaningfully.

Algorithm 1 randomly clipped random sampling of controls with offset and cubic splines (RROCS) algorithm

```

for  $i$  in  $n_{samples}$  do
  for  $j$  in  $n_u$  do
     $t_{sampled} \leftarrow$  random sequence with min. and max. frequency
     $u_{sampled} \leftarrow$  sequence with random offset and amplitude( $u_-, u_+$ )
     $u_{spline} \leftarrow$  Cubic Spline( $t_{sampled}, u_{sampled}, t_{0:T}$ ) ▷ Ensure smoothness
     $u_{norm} \leftarrow$  Normalize  $u_{spline}$  to be in  $[0, 1]$ 
     $b, \Delta \leftarrow$  random( $u_-, u_+$ ) ▷ Push controls to different regions
     $b, \Delta \leftarrow$  clip such that  $u$  within bounds( $b, \Delta, u_-, u_+$ ) ▷ Ensure constraints on input
     $u_{i,j,0:T} \leftarrow b + u_{norm} \cdot \Delta$ 
  end for
end for

```

An example for control inputs generated by this algorithm is given in Figure A.5

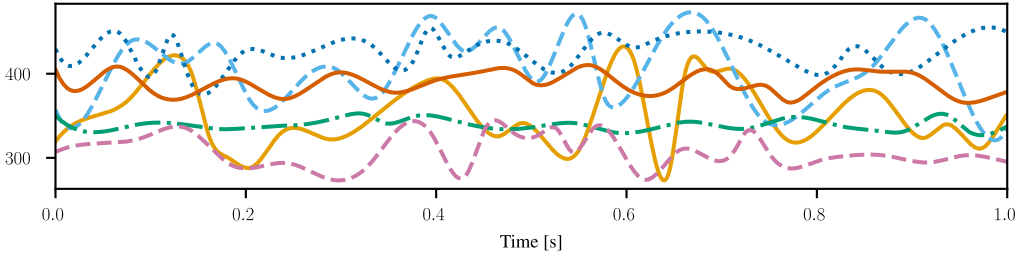


Figure A.5: Six example outputs of the *RROCS*-algorithm for the a control input temperature_K_a with $u_- = 273.15$, $u_+ = 473.15$.

If parameters or initial states are not sampled, they are set to a default value \square_\diamond .

A.5.2 STRATIFIED HEAT FLOW MODEL (SHF) MODEL

The stratified heat flow models presented in Figure A.6 are introduced because they are a simplified version of discretized (energy) transport phenomena that often arise in the system simulation context, e.g. fluid transport in pipes, discretized heat transfer in heat exchangers, discretized modeling of passenger cabins or battery packs. These kind of discretizations are often necessary for exact modeling of the different use-case, but often result in models that are computationally too expensive for tasks like optimization, calibration or controller tuning. We anticipate that depending on the specific implementation of the discretized segments correlations between some states can be found. For example, for the stratified heat flow model controlled at both ends, the segments in the middle of the model show probably very similar temperature.

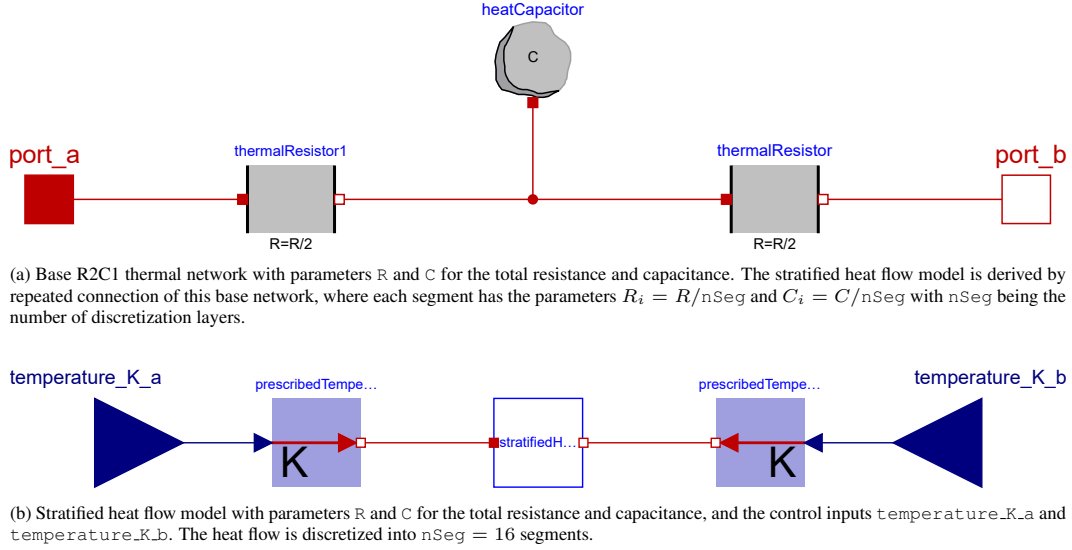


Figure A.6: Stratified heat flow models created with Modelica (Association, 2023).

Dataset Generation:

- number of samples: 1024
- training fraction: 76 %
- test fraction: 12 %
- validation fraction: 12 %
- Control Input Sampling Ranges:
 - $temperature_K.a$: [273.15, 473.15] K
 - $temperature_K.b$: [273.15, 473.15] K
- Solver Settings:
 - start time: 0 s
 - stop time: 1.2 s
 - output interval: 0.002 s
 - tolerance: 1×10^{-6}
 - sequence length: 501
 - the first 0.2 s are not included in the datasets.
- 16 states
- 48 outputs

Training:

- Hyperparameters of all networks (state encoder, control encoder, parameter encoder, Latent ODE function, decoder):
 - 4 layers
 - hidden dimension of 128
 - Activation: ELU
 - latent space dimension for latent parameter, state and control space: 16
- Training:
 - β : different values
 - Adam Optimizer
 - learning rate: 1×10^{-3}
 - weight decay: 1×10^{-5}
 - main training
 - * Batches per Epoch: 12
 - * Phase 1:
 - Solver: rk4
 - training sequence length: 10

- * Phase 2:
 - Solver: rk4
 - training sequence length: 250
 - increase training sequence length over n batches: 100
 - abort training sequence length increase after n stable epochs: 10
- * Phase 3:
 - Solver: rk4
 - training sequence length: 400
 - increase training sequence length over n batches: 100
 - abort training sequence length increase after n stable epochs: 10

A.5.3 POWER PLANT MODEL

The model is a thermal power plant model of the *ClaRa-Library* (Vojacek et al., 2023). Specifically, the *SteamCycle_01* model from the examples package of that library⁵. We refer to this model in the following as the *steam cycle* model.

It is a model of a 580 MW hard coal power plant with a single reheater, one high-pressure preheater

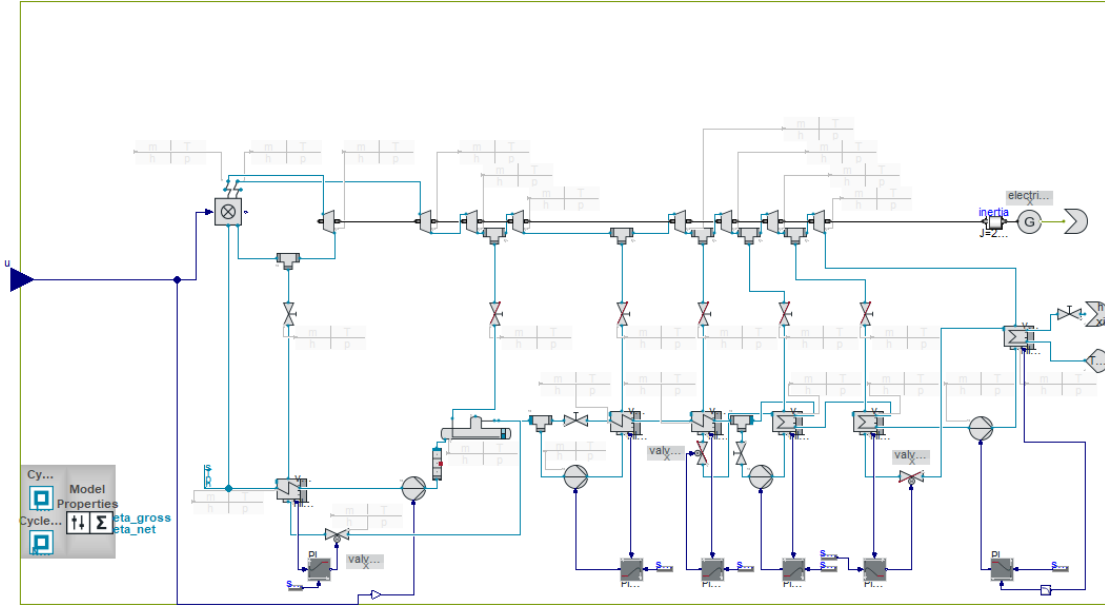


Figure A.7: Diagram view of the steam cycle model. (Vojacek et al., 2023)

and four low-pressure preheaters. To find initialization values for the states, a static-cycle for the same power plant is included and provides these values for the start of the simulation. The model has several internal PI-controllers that control the pressure-levels of the preheaters and condensers. The heating power and feedwater pump power is controlled by an input signal, the relative power. This is the only signal we considered for this application.

The system has 133 states, of that some were inactive, such that surrogate models are built for 102 states. It furthermore contains 34 nonlinear systems.

The example sets two 10 s load reductions as input signals over a total simulation time of 5000 s. To make the model compatible with this work, an input connector was added and the initialization was modified to take the initial value from the input connector signal.

Dataset Generation:

- number of samples: 1024
- training fraction: 76 %

⁵<https://github.com/xrg-simulation/ClaRa-official> (Team)

- test fraction: 12 %
- validation fraction: 12 %
- Control Input Sampling Ranges:
 - u : [0.6, 1.1]
- Solver Settings:
 - start time: 0 s
 - stop time: 6000 s
 - the first 1000 s were omitted to discard transient behavior from initialization
 - output interval: 5 s
 - tolerance: 1×10^{-6}
 - sequence length: 2500
- 102 states
- 7 outputs

Training:

- Hyperparameters of all networks (state encoder, control encoder, parameter encoder, Latent ODE function, decoder OR Neural ODE function, output network):
 - 4 layers
 - hidden dimension of 128
 - Activation: ELU
 - latent space dimension for latent parameter, state and control space: 128
- For Koopman approximation: latent control, latent state dimension: 1024
- Initialization: random (B-NODE, NODE), eigenvalues < 0 (B-NODE Koopman)
- Training:
 - β : different values
 - Adam Optimizer
 - learning rate: 1×10^{-4} (B-NODE, B-NODE Koopman), 1×10^{-5} (NODE)
 - weight decay: 1×10^{-5} , 1×10^{-8} (B-NODE Koopman, NODE)
 - clip grad norm: 2.0
 - main training
 - * Batches per Epoch: 12
 - * Phase 1:
 - Solver: euler (rk4 B-NODE Koopman)
 - training sequence length: 5 (10 NODE)
 - break after loss of: 0.2 (0.05 NODE)
 - * Phase 2:
 - Solver: rk4
 - training sequence length: 80
 - increase training sequence length over n batches: 6000 (1200 NODE)
 - abort training sequence length increase after n stable epochs: 1000
 - * Phase 3:
 - Solver: rk4
 - training sequence length: 250
 - increase training sequence length over n batches: 1200
 - abort training sequence length increase after n stable epochs: 1000

A.5.4 DETAILS FOR COMPARISON OF COMPUTATION TIME FOR POWER PLANT MODEL

For generation of data from the power plant model⁶ (example 1), the model was exported as a co-simulation FMU with *CVODE* solver with Dymola⁷ and simulated with FMPy⁸

- solving one system:
 - computation time: 16 seconds
 - hardware specifications:
 - * 8-core processor with up to 4.9 GHz

⁶ClaRa official: <https://github.com/xrg-simulation/ClaRa-official>

⁷Dymola: <https://www.3ds.com/products/catia/dymola>

⁸FMPy: <https://github.com/CATIA-Systems/FMPy>

- technical setup:
 - * solved using FMPy with per-time-step communication
- training data generation of 1024 samples:
 - computation time: 720 seconds
 - hardware specifications:
 - * 16-core processor with up to 5.7 GHz
 - * 128 GB RAM
 - technical setup:
 - * parallel processing using Dask⁹
 - * simulations executed via FMPy with per-time-step communication
- simulation with surrogate models on GPU:
 - balanced neural ODE (B-NODE): 7 seconds
 - state space neural ODE (SS-NODE): 15.5 seconds
 - hardware specifications:
 - * Nvidia RTX4080 with 16 GB of GPU memory
 - technical setup:
 - * all samples are solved concurrently in a single batch, provided that sufficient GPU memory is available.

A.5.5 KOOPMAN ANALYTIC EXAMPLE

We implemented (19) as Modelica model.

Dataset Generation:

- number of samples: 1024
- training fraction: 76 %
- test fraction: 12 %
- validation fraction: 12 %
- initial state sampling ranges:
 - x_1 : [-50, 50]
 - x_2 : [-50, 50]
- solver settings:
 - start time: 0 s
 - stop time: 10 s
 - output interval: 0.1 s
 - tolerance: 1×10^{-5}
 - sequence length: 99
- 2 states

Training:

- latent state dimension: 64
- Training:
 - β : different values
 - Adam Optimizer
 - learning rate: 1×10^{-3}
 - weight decay: 1×10^{-5}
 - clip grad norm: 1.0
 - main training
 - * Batches per Epoch: 12
 - * Phase 1:
 - Solver: euler
 - training sequence length: 5
 - break after loss of: 0.2

⁹Dask: <https://www.dask.org/>

- * Phase 2:
 - Solver: rk4
 - training sequence length: 30
 - increase training sequence length over n batches: 1200
 - abort training sequence length increase after n stable epochs: 10
- * Phase 3:
 - Solver: rk4
 - training sequence length: 80
 - increase training sequence length over n batches: 1200
 - abort training sequence length increase after n stable epochs: 10