

# A Fully-dynamic Approximation Algorithm for Maximum Weight $b$ -Matchings in Graphs

Fabian Brandt-Tumescheit, Frieda Gerharz, and Henning Meyerhenke

Humboldt-Universität zu Berlin, Germany  
 {brandtfa,meyerhenke}@hu-berlin.de

**Abstract.** Matching nodes in a graph  $G = (V, E)$  is a well-studied algorithmic problem with many applications. The  $b$ -matching problem is a generalization that allows to match a node with up to  $b$  neighbors. This allows more flexible connectivity patterns whenever vertices may have multiple associations. The algorithm B-SUITOR [Khan et al., SISC 2016] is able to compute a  $(1/2)$ -approximation of a maximum weight  $b$ -matching in  $\mathcal{O}(|E|)$  time. Since real-world graphs often change over time, fast dynamic methods for  $b$ -matching optimization are desirable. In this work, we propose DYN-B-SUITOR, a dynamic algorithm for the weighted  $b$ -matching problem. As a non-trivial extension to the dynamic Suitor algorithm for 1-matchings [Angriman et al., JEA 2022], our approach computes  $(1/2)$ -approximate  $b$ -matchings by identifying and updating affected vertices without static recomputation. Our proposed algorithm is fully-dynamic, i. e., it supports both edge insertions and deletions, and we prove that it computes the same solution as its static counterpart.

In extensive experiments on real-world benchmark graphs and generated instances, our dynamic algorithm yields significant savings compared to the sequential B-SUITOR, e. g., for batch updates with  $10^3$  edges with an average acceleration factor of  $10^3 \times$ . When comparing our sequential dynamic algorithm with the parallel (static) B-SUITOR on a 128-core machine, our dynamic algorithm is still  $59 \times$  to  $10^4 \times$  faster.

**Keywords:** approximate  $b$ -matching, dynamic graph algorithm, algorithmic network analysis

## 1 Introduction

A  $b$ -matching  $M$  in a graph  $G = (V, E)$  is a subgraph of  $G$  such that each vertex is incident to at most  $b$  edges in  $M$ . This way, the concept of  $b$ -matchings generalizes the widely known notion of matchings, which are 1-matchings ( $b = 1$ ).  $b$ -matchings ( $b \geq 1$ ) find applications in various fields, including social network analysis [21], network design [27, 6], scheduling [33], resource allocation [11, 13, 18], and fraud detection in finance networks [28]. Compared to ordinary matchings,  $b$ -matchings ( $b \geq 2$ ) allow more flexible connectivity patterns in scenarios where vertices may have multiple (yet still a restricted number of) associations.

Graphs derived from real-world applications are often dynamic in nature; consider social, information, or infrastructure networks, for example. While adding friends, comments, or likes in social networks is just one click of work, the update of a matching can become comparably time-consuming in a large graph when it is recomputed entirely from scratch. To avoid a bottleneck when updating  $M$  in large graphs, one needs to restrict the work to those graph areas that are affected by the changes in  $G$ , while ensuring that the new  $b$ -matching reflects these changes as well. When supporting both edge insertions and deletions in this manner, we refer to an algorithm as fully-dynamic. For the 1-matching problem, fully-dynamic algorithms have been proposed and implemented previously for maximum weight matching (i. e., a set of independent edges with maximum total weight) [1,4,5,7,8,20]. The algorithm proposed by Angriman et al. [1] is based on the static Suitor algorithm [30]. Since B-SUITOR by Khan et al. [23] shares the same foundation, it is also a natural starting point for the design of a fully-dynamic  $b$ -Suitor algorithm for  $b$ -matchings. While there exists other work on dynamic  $b$ -matching algorithms, the approaches are either theoretical in nature [5,10,16] and have not been thoroughly studied in practice or they support only edge insertions [11].

*Contributions.* In this paper, we propose DYN-B-SUITOR – a fully-dynamic  $b$ -matching algorithm that maintains a  $(1/2)$ -approximation of a maximum weight  $b$ -matching (see Section 3). The algorithm is influenced mainly by two previous works: B-SUITOR by Khan et al. [23] (Section 2.3) and the dynamic Suitor algorithm for the 1-matching problem [1] (Section 2.4). Starting initially with a  $b$ -matching derived from B-SUITOR, our fully-dynamic algorithm finds and updates all vertices whose matching decision is potentially affected by the recent changes to the graph. Our main theoretical result (Theorem 1), which requires a series of lemmas, is to prove that DYN-B-SUITOR computes the same result as B-SUITOR.

According to our extensive experiments (Section 4), our DYN-B-SUITOR implementation yields an algorithmic speedup (= static running time divided by dynamic one) of  $10^6$  over static recomputation for single updates (edge insertion/deletion) and  $10^3$  for batches with  $10^3$  edges. Moreover, for all 20 networks from four different categories (social, infrastructure, sparse, generated), the ratio of algorithmic speedup to batch size is slightly above 1. This advantage of batch processing is due to synergies when visiting and updating affected nodes and edges from the same batch. Running times are in the millisecond range or below, making the algorithm  $59\times$  to  $10^4\times$  faster than the state-of-the-art parallel B-SUITOR implementation [23] on 128 CPU cores, depending on the batch size.

## 2 Preliminaries

### 2.1 Problem Definition and Notation

We consider undirected weighted graphs  $G = (V, E, w)$  with  $n := |V|$  vertices (= nodes),  $m := |E|$  edges, and the edge weight function  $\omega : E \rightarrow \mathbb{R}_{\geq 0}$ . The

set of neighbors of a vertex  $u$  is denoted by  $N(u)$  and the (unweighted) degree of  $u$  as  $\deg(u) := |N(u)|$ . We use a common tie-breaking rule to define a total ordering: in case the weight of two edges  $\{u, t\}$  and  $\{u, v\}$  is equal, we say that  $\omega(u, t) > \omega(u, v)$  if  $t < v$ , i.e., if the node ID of  $t$  is smaller than the ID of  $v$ . This is required for breaking ties when selecting the heaviest neighbor of  $u$ .

A  $b$ -matching is a set of edges  $M \subseteq E$  in which no more than  $b(u)$  edges are incident to  $u$ , where  $b(\cdot)$  is a function that maps every vertex  $u$  to a natural number. Thus,  $b$ -matchings are a generalization of ordinary matchings; the latter are a special case by using the constant function  $b : u \rightarrow 1$ . The weight of a  $b$ -matching  $M$  is defined as  $\omega(M) = \sum_{e \in M} \omega(e)$ . If  $M$  has maximum weight among all  $b$ -matchings, it is called a maximum weight  $b$ -matching (MWBM). This paper deals with finding an approximate MWBM. An edge  $\{u, v\}$  is called *matched* if it belongs to  $M$ ; otherwise it is called *unmatched*. If a vertex  $u$  is incident to  $b$  edges from  $M$ , then the vertex is called *saturated*. If not, it is *unsaturated*. In general, different vertices can have different saturation goals  $b(\cdot)$ . In our setting, these goals do not change when the graph changes over time.

## 2.2 Related Work

The MWBM problem has been studied both in terms of static and dynamic settings. We give an overview over both; afterwards, we explain two algorithms with high relevance for this paper in more detail, B-SUITOR for  $b$ -matchings [23] and the dynamic Sutor algorithm for 1-matchings [1]. For the dynamic 1-matching problem, a wide spectrum of algorithms have been proposed in the literature; we refer the interested reader to Ref. [4] for an overview.

Exact algorithms for MWBM have been around since the 1960s. Overall, the time complexity for computing the exact MWBM solution using known techniques is  $\mathcal{O}(|V||E|)$  [17], which can become impractical for very large instances. As a result, several approximation algorithms have been proposed.

Huang and Pettie [22] proposed a  $(1 - \epsilon)$  approximation algorithm for the MWBM problem by approximating the conditions for a relaxed complementary slackness formulation of the original problem. While the running time is nearly linear in  $|E|$  using a scaling framework [15] for sufficiently large values of  $\epsilon$ , the algorithm itself is theoretical in nature. Subsequently, Samineni et al. [35] addressed the MWBM problem by formulating an LP-relaxation based on dual variables. Compared to Huang and Pettie, their approach is more feasible for an actual implementation but introduces an additional dependency on  $b$  in the time complexity. However, the algorithm is only suitable for bipartite graphs, where vertices are split in *bidders* and *objects* in order to define an auction-like setup.

Another set of approximation algorithms is based on local optimization. This includes a  $(2/3 - \epsilon)$  randomized algorithm [31] that picks vertices uniformly at random and tries to match a neighbor based on the maximum gain between matched and unmatched neighbors. Its running time depends on  $\log(1/\epsilon)$ ,  $b$  and the number of edges; moreover, due to its randomized nature, its result is not deterministic. Several  $(1/2)$ -approximation algorithms are based on the GREEDY algorithm by Mestre [31]. They remove the running time dependency on  $\epsilon$  and

produce identical  $b$ -matchings [23,14,34]. The  $b$ -suitor algorithm by Khan et al. [23] proves to be the fastest technique within the family of greedy algorithms. According to empirical results [23], the solution quality can be much better than the proven  $(1/2)$ -approximation, with a margin of only  $\sim 1\%$  from the optimal value for some real-world networks. The algorithmic construction makes the  $b$ -suitor algorithm also suitable for parallelization. While the original publication already includes a parallel variant for shared memory [23], more recent publications adapt the construction to GPUs [32] and distributed environments [24]. Since our dynamic algorithm uses the  $b$ -suitor algorithm initially and computes the same matchings, we explain the latter in more detail in Section 2.3.

Concerning dynamic algorithms for MWBM on general graphs, the contributions so far have been theoretical in nature [10,5,16]. Also for bipartite graphs, existing algorithms have yet to be implemented [9,36]. One exception is a reinforcement learning approach by Wang et al. [37], which is concerned with inserting single nodes and corresponding edges into the (bipartite) graph together at the same time. Its idea is to use small batches of inserted node-edge tuples together and do a greedy optimization locally inside the batch. The optimal batch splitting is then learned from the Hungarian algorithm. So far, however, there is no way known to transfer this approach to MWBM on general graphs. To the best of our knowledge, our proposed algorithm is the first implemented fully-dynamic algorithm for the (approximate) MWBM problem for general graphs.

### 2.3 The B-SUITOR Algorithm

B-SUITOR by Khan et al. [23] is a  $(1/2)$ -approximation algorithm; it extends the Suitor algorithm [30] for matchings to  $b \geq 2$ . In its core, B-SUITOR iterates over all nodes  $u$  of  $G$  and tries to find up to  $b(u)$  matching partners for  $u$ . Conceptually, each node negotiates with its neighbors to form a shared proposal, referred to as suitors. To this end, for each node there exists a min-priority queue  $S(u)$  with a maximum size of  $b(u)$ , representing all neighbors of  $u$  which have already proposed to  $u$  as potential suitors. If  $S(u)$  contains  $b(u)$  elements, we call it saturated and  $S(u).min$  returns the suitor with the lowest edge weight. In case  $|S(u)| < b(u)$ ,  $S(u)$  is unsaturated and the result of  $S(u).min$  is **None**.

While the original pseudocode includes an additional helper set  $T(u)$  that contains intermediate matches until the algorithm finishes, adaptations [32,24] remove this set. In this adapted version, the invariant  $v \in S(u) \Leftrightarrow u \in S(v)$  is maintained throughout the execution of the algorithm. In the following, we refer to this invariant as the *S-invariant* for convenience.

When the main vertex of the current iteration is  $u$ , the goal is to find a matching partner  $p_u$  for  $u$  according to:

$$p_u = \operatorname{argmax}_{v \in N(u) \setminus S(u)} \{ \omega(u, v) \mid \omega(u, v) > \omega(v, S(v).min) \} \quad (1)$$

If a matching partner of this kind is found,  $u$  updates its list of suitors  $S(u)$  and also adds itself to the suitor list of that partner. If that partner was saturated before, we need to remove its previous minimum suitor and find a new partner

for the removed vertex recursively (also see the iterative version as Algorithm 2 in Appendix A). The key result about B-SUITOR is:

**Proposition 1 ([23]).** *The  $S$ -queues of all nodes form a valid  $b$ -matching  $M = \{\{u, v\} \in E \mid u \in S(v), v \in S(u)\}$ .  $M$  is a  $(1/2)$ -approximation of a (not necessarily unique) maximum weighted  $b$ -matching.*

The overall running time of B-SUITOR is  $\mathcal{O}(m\Delta \log \beta)$ , with  $\Delta$  as maximum vertex degree of  $G$  and  $\beta = \max_{v \in V} b(v)$ . Obviously, by setting  $b = 1$ , B-SUITOR can also be used for solving the corresponding 1-matching problem. Khan et al. [23, Sec. 3] also design a parallel version of the algorithm for shared-memory systems. It uses a global queue and vertex-specific locks whenever  $S(u)$  is updated. Since our dynamic algorithm is sequential in nature, we mainly compare against the sequential B-SUITOR. Note that our experiments also show that DYN-B-SUITOR is much faster than recomputing from scratch in parallel.

#### 2.4 The Dynamic Suitor Algorithm

For the 1-matching problem, Angriman et al. [1] design a fully-dynamic algorithm based on the Suitor algorithm by Manne et al. [30]. Starting with a matching  $M$  in the initial graph, e. g., computed by the static Suitor algorithm, the main idea of the dynamic matching (DM) algorithm is to update the matching by identifying all vertices influenced by the changes in the graph. For this to work, Angriman et al. introduce the definition of *affected* vertices [1, Def. 1]. The main idea is to call any vertex  $u$  affected for which there exists a better suitor in the neighborhood  $N(u)$ . Since  $b = 1$ ,  $S(u)$  now refers to a single suitor instead of a list. As a result, affected vertices can be found iteratively by repeatedly applying Eq. (2) – a variation of Eq. (1):

$$s_u = \operatorname{argmax}_{v \in N(u) \setminus S(u)} \{\omega(u, v) \mid \omega(u, v) > \omega(v, S(v))\} \quad (2)$$

Whenever  $s_u$  is not **None**,  $u$  is affected and we connect  $u$  and  $s_u$  as new suitors. The iterative process continues by checking Eq. (2) again for the previous suitor of  $s_u$ . This process continues until no new affected vertex is found (i. e., Eq. (2) returns **None** for the vertex in question).

The iterative pursuit of locally affected vertices traverses update paths for both edge insertions and deletions. Each path starts at one endpoint  $u$  or  $v$ , respectively, of the updated edge  $\{u, v\}$ . Angriman et al. prove that after handling all vertices on the path, the resulting matching equals the matching computed by the static Suitor algorithm. In the worst-case, this iterative process takes  $\mathcal{O}(n + m)$  time. Especially for single edge updates, only a fraction of nodes is affected, though. Even for batch updates with up to  $10^3$  nodes, the algorithmic speedup (DM vs Suitor) is still several orders of magnitude.

Note that the rules for identifying affected vertices in their FINDAFFECTED routine [1, Alg. 1] cannot be applied or directly translated to the  $b$ -matching case, since nodes might need to be updated multiple times if  $b > 1$ . Moreover, the dynamic Suitor algorithm traverses the update paths twice, leaving room for improvement.

### 3 The DYN-B-SUITOR Algorithm

The core ideas of our dynamic algorithm DYN-B-SUITOR extend and generalize the sequential B-SUITOR as well as the DM framework (Sections 2.3 and 2.4). The resulting algorithm computes a  $(1/2)$ -approximate maximum weight  $b$ -matching for dynamic graphs by revising vertices affected by an edge update. It can handle single edges and batches of edges to be inserted or removed.

Due to overlapping design decisions, we reuse notation from Angriman et al. [1]. For the different states of the graph and our data structures (i) before, (ii) during, and (iii) after the manipulation of the graph and the execution of the algorithm, we use the notation in Table 1. Since the dynamic algorithm supports both edge insertions and deletions,  $\tilde{G} = (V, \tilde{E})$ , and  $\tilde{N}(u)$  denote the state of the graph data structure after edges have been added/removed.  $S/\tilde{S}$  follows the definitions from Section 2.3, representing the data structures for the suitors w. r. t. the original/updated graph. For DYN-B-SUITOR, we introduce subscripts similar to the dynamic Suitor algorithm. They refer to state  $^{(i)}$  (intermediate) directly after the graph edge update (addition or removal) and  $^{(f)}$  (final) after the dynamic algorithm has been run. The intermediate  $b$ -matching  $M^{(i)}$  considers the updated graph data structure; in this state, it may differ from the matching  $\tilde{M}$  obtained by the static algorithm. The deviation of  $M^{(i)}$  with respect to  $\tilde{M}$  could either be caused by an edge insertion or removal and the associated change of suitor lists.

The goal of the dynamic algorithm is to efficiently update  $S^{(i)}(u)$  after an edge insertion or removal in order to arrive at a final state  $S^{(f)}(u)$ , so that the invariant  $v \in S^{(f)}(u) \Leftrightarrow u \in S^{(f)}(v)$  holds and also that the resulting  $M^{(f)}$  equals the  $b$ -matching  $\tilde{M}$  computed by B-SUITOR. To achieve this goal, we define the notion of a *locally affected* vertex, extending Eq. (1):

**Definition 1.** A vertex  $u \in V$  is called *locally affected* iff there exists a better suitor in the updated neighborhood  $\tilde{N}(u)$ , i. e., for  $s_u = \operatorname{argmax}_{v \in \tilde{N}(u) \setminus S^{(i)}(u)} \{\omega(u, v) \mid \omega(u, v) > \omega(v, S^{(i)}(v).min)\}$  it holds that  $s(u) \neq \text{None} \wedge \omega(u, S^{(i)}(u).min) < \omega(u, s_u)$ .

state	graph	neighbors	suitors	$b$ -matching
original graph + after B-SUITOR	$G = (V, E)$	$N(u)$	$S(u)$	$M$
updated graph + after B-SUITOR	$\tilde{G} = (V, \tilde{E})$	$\tilde{N}(u)$	$\tilde{S}(u)$	$\tilde{M}$
updated graph + during DYN-B-SUITOR	$\tilde{G} = (V, \tilde{E})$	$\tilde{N}(u)$	$S^{(i)}(u)$	$M^{(i)}$
updated graph + after DYN-B-SUITOR	$\tilde{G} = (V, \tilde{E})$	$\tilde{N}(u)$	$S^{(f)}(u)$	$M^{(f)}$

**Table 1.** Notation used for dynamic maximum weight  $b$ -matching computations.

**Algorithm 1** Function FINDAFFECTED

---

```

1: function FINDAFFECTED( $x$ )
2:    $\text{done} \leftarrow \text{False}$ 
3:    $cu \leftarrow x$  ▷ Init current node
4:    $ca \leftarrow S^{(i)}(cu).min$  ▷ Init candidate node
5:    $\text{looseEnd} \leftarrow \text{None}$ 
6:   repeat
7:      $\text{done} \leftarrow \text{True}$ 
8:      $ca \leftarrow \underset{v \in \tilde{N}(cu) \setminus S^{(i)}(cu)}{\text{argmax}} \{ \omega(cu, v) : \omega(cu, v) > \omega(v, S^{(i)}(v).min) \}$ 
9:     if  $ca == \text{None}$  then ▷ Def. 1 not fulfilled → stop here
10:      break
11:     end if
12:      $\text{prevCu} \leftarrow S^{(i)}(cu).insert(ca)$  ▷ Returns replaced item
13:      $\text{prevCa} \leftarrow S^{(i)}(ca).insert(cu)$ 
14:     if  $\text{prevCu} \neq \text{None}$  then ▷ Detect special case
15:        $S^{(i)}(\text{prevCu}).remove(cu)$ 
16:        $\text{looseEnd} \leftarrow \text{prevCu}$ 
17:     end if
18:     if  $\text{prevCa} \neq \text{None}$  then ▷ Found new affected node
19:        $S^{(i)}(\text{prevCa}).remove(ca)$  ▷ Maintain S-invariant
20:        $cu \leftarrow \text{prevCa}$  ▷ Set current to new affected node
21:        $\text{done} \leftarrow \text{False}$ 
22:     end if
23:      $ca \leftarrow S^{(i)}(cu).min$ 
24:      $cw \leftarrow \omega(cu, ca)$ 
25:   until  $\text{done}$  ▷ Repeat loop until path is finished
26:   if  $\text{looseEnd} \neq \text{None}$  then
27:     FINDAFFECTED( $\text{looseEnd}$ ) ▷ Repair special case
28:   end if
29: end function

```

---

**3.1 Finding Locally Affected Vertices**

After a single edge update, our dynamic algorithm computes  $M^{(f)}$  by finding all locally affected vertices iteratively, starting with endpoints of the updated edge (see FINDAFFECTED as Algorithm 1). In that sense, the main loop (lines 6 to 25) reuses ideas from the dynamic suitor algorithm. The main difference in DYN-B-SUITOR is the application of the  $S$ -invariant from B-SUITOR throughout the dynamic update, i. e., consequently updating  $S^{(i)}$  for every update of node  $u$  and its new partner (lines 12+13). Maintaining the  $S$ -invariant also enables DYN-B-SUITOR to remove the need for traversing the update paths twice, thereby reducing the workload with respect to the dynamic suitor algorithm.

FINDAFFECTED is called for each endpoint of an edge update, initialized as  $cu$  in the algorithm (line 3). The goal is then to find a suitable candidate  $ca$  (line 8). To this end, the unmatched neighborhood  $\tilde{N}(cu) \setminus S^{(i)}(cu)$  of  $cu$  is searched. If no eligible candidate is found or the candidate does not fulfill Definition 1, FINDAFFECTED exits the loop (line 10). Otherwise, we continue and match  $cu$  and  $ca$ , maintaining the  $S$ -invariant. If  $ca$  is saturated, i. e.,  $\text{prevCa}$  is assigned to a not  $\text{None}$  value (lines 13 and 18),  $ca$  will also be removed from  $\text{prevCa}$ . Since  $\text{prevCa}$  is not *saturated* anymore and therefore might also fulfill Definition 1, the next iteration of the main loop uses  $\text{prevCa}$  as the new  $cu$  vertex (line 20). Similarly to the DM framework from Ref. [1], FINDAFFECTED traverses a so-

called update path of affected nodes. This path ends when either  $ca$  was not saturated before the update or no suitable  $ca$  can be found.

Compared to B-SUITOR, FINDAFFECTED directly updates both suitor queues of the affected node  $cu$  and the new partner  $ca$ . To compensate for the possibility of recurring node updates, we introduce the concept of a *loose end*. A loose end is identified whenever there is a locally affected node that is already saturated (line 14). After the iterative update path has been finished, this loose end is processed in a second recursive run of FINDAFFECTED.

For DYN-B-SUITOR we additionally define two more functions: EDGEINSERTION( $\cdot, \cdot$ ) and EDGEREMOVAL( $\cdot, \cdot$ ). Given an inserted edge  $e = \{u, v\}$ , EDGEINSERTION( $u, v$ ) checks whether  $u$  and  $v$  are locally affected by the update, i.e., whether the new edge should be in the final matching  $\widetilde{M}$ . Analogously, EDGEREMOVAL( $u, v$ ) checks whether the removal of  $e$  influences the suitor lists of  $u$  and  $v$  and therefore might induce changes to  $\widetilde{M}$ . If an edge update indeed renders  $u$  and  $v$  locally affected, EDGEINSERTION( $u, v$ ) and EDGEREMOVAL( $u, v$ ) update  $S^{(i)}(u)$  and  $S^{(i)}(v)$  and call FINDAFFECTED( $\cdot$ ) for both  $u$  and  $v$ , respectively, in order to identify and update all locally affected vertices.

In addition to the single edge insertion and removal, the algorithm can also be generalized to support multiple edge updates  $B = \{e_1, \dots, e_i\}$ . For both variants (removal, insertion) the main idea is to apply their single edge update counterpart in a loop on  $B$  and  $\widetilde{G}$ .  $\widetilde{G}$  is the updated graph based on  $G$  with either multiple removed ( $\widetilde{G} = (V, \widetilde{E} = E \setminus B)$ ) or added edges ( $\widetilde{G} = (V, \widetilde{E} = E \cup B)$ ). Note that the result of one loop iteration (i.e., the insertion/removal of a single edge) is not the final matching  $M^{(f)}$  anymore, but instead the intermediate result  $M^{(i)}$ . Once the loop over all edge updates is completed,  $M^{(i)}$  becomes  $M^{(f)} = \widetilde{M}$ .

The main theoretical result regarding DYN-B-SUITOR is that, after applying the update routines, the resulting matching  $M^{(f)}$  indeed equals  $\widetilde{M}$ , the  $b$ -matching computed by B-SUITOR:

**Theorem 1.** *Let  $\widetilde{M}$  be the matching computed using the B-SUITOR on  $\widetilde{G}$  and  $B = \{e_1, \dots, e_i\}$  be an batch of edge updates on  $G$ . After DYN-B-SUITOR is finished,  $M^{(f)}$  equals  $\widetilde{M}$ .  $\widetilde{M}$  is a  $(1/2)$ -approximation of the MWBM problem.*

*Proof.* Due to space constraints, we provide the proof, based on a series of auxiliary results in Appendices B.1 to B.3, in Appendix B.4.

## 4 Experiments

The implementation of the dynamic  $b$ -suitor algorithm DYN-B-SUITOR is done in C++, using the open-source framework NetworKit [2]. We plan to integrate the code into the next NetworKit release after paper acceptance.

Since DYN-B-SUITOR is sequential per design, the main competitor for comparison is the sequential implementation of B-SUITOR. The main comparison is



done by tracking the algorithmic speedup, i.e., the running time of one complete run of B-SUITOR divided by the running time of the update routine of DYN-B-SUITOR after a certain number of edge updates. To minimize potential running time differences caused by different toolkits, we implement B-SUITOR in NetworkKit, too. The code and reproducibility instructions can be found here: <https://github.com/hu-macsy/cn-2024-dynamic-b-suitor-experiments>.

#### 4.1 Settings

All main experiments for the sequential comparison are executed on a machine with a dual-socket Intel Xeon 6126 processor with 12 cores and 192 GB RAM. The parallel B-SUITOR by Khan et al. [23] is executed on an AMD Epyc 9754 with 128 cores and 192 GB of RAM. To ensure reproducibility, the command line tool Simexpal [3] is used to automate the experiments.

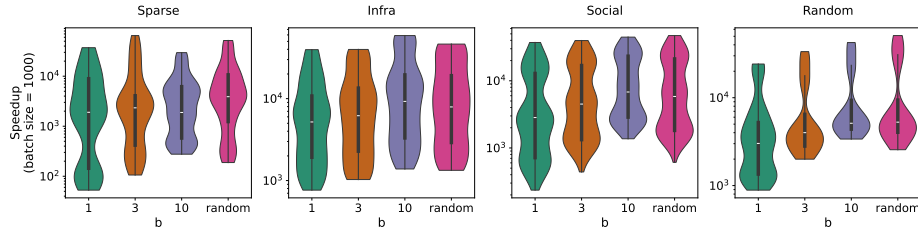
The datasets include a wide variety of graphs that can be categorized into four different types: sparsely connected graphs (*Sparse*), infrastructure networks (*Infra*), social networks (*Social*) and randomly generated (*Random*) graphs. Overall, these categories contain 20 different networks, ranging from  $10^4$  to  $10^7$  nodes and  $10^6$  to  $10^8$  edges. The networks are also chosen to have different underlying properties regarding average node degree. See Appendix C for more detailed information about the datasets.

The batch size, the type of operation, and the value of  $b$  form the major axes of the experimental investigation. Our tests are conducted with batch sizes ranging from 1 to  $10^3$  edges. The saturation goal  $b$  is taken from the set  $\{1, 3, 10\}$ , alongside randomly generated values between 1 and 10, using a uniform distribution. For each cross product of said axes (e.g., graph = belgium, operation = insert, batch size = 100,  $b = 3$ ), DYN-B-SUITOR is repeated 50 times. We use violin plots for visualizing the experimental data distributions. Also, the correctness of the DYN-B-SUITOR implementation was checked successfully by comparing its  $b$ -matchings with those of B-SUITOR on  $10^6$  random  $G(n, p)$  graphs.

#### 4.2 Evaluation

Since the results are similar for edge insertions and edge removal concerning the algorithmic speedup, we show in this section only the visualization of edge insertion and removal combined for batches of size  $10^3$ , see Figure 1. The dynamic algorithm yields an average algorithmic speedup of  $4.3 \cdot 10^3$  over all categories. The best results are achieved for infrastructure networks with an average algorithmic speedup of  $6.5 \cdot 10^3$  for single-edge updates, whereas the lowest is the *Sparse* category with  $2.1 \cdot 10^3$ . This is in line with how the algorithm works. The chosen infrastructure networks have the lowest average node degree. As a result, even for low values of  $b$ , B-SUITOR is more likely to revisit nodes.

In Appendix D we also break down the different operations into edge insertion and removal and give a more detailed overview of the results with different batch sizes. As expected, the maximum algorithmic speedup is achieved for single-edge updates: the combined average (geometric mean) algorithmic speedup is



**Fig. 1.** Speedup for batches of size  $10^3$  (**edge insertion** and **edge removal** combined). For all analysed networks, the average speedup increases with the value of  $b$ .

six orders of magnitude. When processing a batch of size  $|B|$ , one may expect a slowdown of  $|B|$  w.r.t. to the running time for batch size 1. As can be seen from Figures 7 and 8, the average slowdown for batch size  $10^3$  is 980, very close to expectation. This slight improvement can be explained by overlaps of the updates, i.e., a certain update from one edge is already covered by the update of a previous edge in the same batch.

Furthermore, the algorithmic speedup of DYN-B-SUITOR against the *parallel* implementation of B-SUITOR (on 128 cores) still shows average speedup of  $59\times$  for batch sizes of  $10^3$ , see Appendix D.2. At the same place, the interested reader can find a more detailed comparison with the parallel B-SUITOR.

For  $b = 1$ , i.e., an ordinary matching, we can compare our algorithmic speedups with those published in Angriman et al. [1] directly. Since DYN-B-SUITOR iterates over locally affected nodes only once, one might expect a measurable acceleration compared to the dynamic suitor algorithm. However, this is not the case; both algorithms yield the same order of magnitude. A reason for this deviation from expectation likely stems from line 8 in FINDAFFECTED: it involves more time-consuming checks compared to the dynamic Sutor algorithm.

## 5 Conclusions

Our experimental results show that the DYN-B-SUITOR algorithm outperforms a recomputation from scratch with the sequential B-SUITOR by three to six orders of magnitudes. Compared to the latter’s parallel variant on 128 CPU cores, DYN-B-SUITOR is still at least  $59\times$  faster – depending on the batch size even up to three orders of magnitudes. From a theoretical viewpoint, our work is a non-trivial extension of B-SUITOR, the dynamic Sutor algorithm, and their analysis. We could eventually prove that the resulting matching equals the one by the static algorithm and is thus a  $(1/2)$ -approximation. In practice, according to previous work, the weight of these  $b$ -matchings is often near the optimal one. Overall, our proposed algorithm provides a significant acceleration in all cases for updating  $b$ -matchings with high quality in a dynamic setting.

*Acknowledgements:* This work is partially supported by German Research Foundation (DFG) grant GR 5745/1-1 (DyANE).

## References

1. Angriman, E., Boroń, M., Meyerhenke, H.: A batch-dynamic suitor algorithm for approximating maximum weighted matching. *ACM J. of Experimental Algorithmics (JEA)* **27**(1), 1–41 (2022)
2. Angriman, E., van der Grinten, A., Hamann, M., Meyerhenke, H., Penschuck, M.: Algorithms for large-scale network analysis and the NetworKit toolkit. In: *Algorithms for Big Data: DFG PP 1736*, pp. 3–20. Springer Nature (2023)
3. Angriman, E., van der Grinten, A., von Looz, M., Meyerhenke, H., Nöllenburg, M., Predari, M., Tzovas, C.: Guidelines for experimental algorithmics: A case study in network analysis. *Algorithms* **12**(7), 127 (2019)
4. Angriman, E., Meyerhenke, H., Schulz, C., Uçar, B.: Fully-dynamic weighted matching approximation in practice. In: *Appl. and Comp. Discrete Algorithms (ACDA)*. pp. 32–44. SIAM (2021)
5. Azarmehr, A., Behnezhad, S., Roghani, M.: Fully dynamic matching: -approximation in polylog update time. In: *Proc. ACM-SIAM Symp. on Discrete Algorithms (SODA)*. pp. 3040–3061. SIAM (2024)
6. Bai, B., Li, W., Wang, L., Zhang, G.: Coded caching in fog-ran:  $b$ -matching approach. *Transactions on Computers (ToC)* **67**(5), 3753–3767 (2019)
7. Baswana, S., Gupta, M., Sen, S.: Fully dynamic maximal matching in  $\mathcal{O}(\log n)$  update time (corrected version). *Journal on Computing (JoC)* **47**(3), 617–650 (2018)
8. Behnezhad, S., Lkacki, J., Mirrokni, V.: Fully dynamic matching: Beating 2-approximation in  $\Delta^\epsilon$  update time. In: *Symposium on Discrete Algorithms (SODA)*. pp. 2492–2508. SIAM (2020)
9. Bernstein, A., Stein, C.: Fully dynamic matching in bipartite graphs. In: *Intl. Coll. on Automata, Languages and Progr. (ICALP)*. pp. 167–179. Springer (2015)
10. Bhattacharya, S., Gupta, M., Mohan, D.: Improved Algorithm for Dynamic  $b$ -Matching. In: *25th Europ. Symp. on Algorithms (ESA)*. LIPIcs, vol. 87, pp. 15:1–15:13. Schloss Dagstuhl – Leibniz-Zentrum für Informatik (2017)
11. Bienkowski, M., Fuchssteiner, D., Marcinkowski, J., Schmid, S.: Online dynamic  $b$ -matching: With applications to reconfigurable datacenter networks. *Special Interest Group for the computer performance evaluation community (SIGMETRICS)* **48**(3), 99–108 (2021)
12. Davis, T.A., Hu, Y.: The university of florida sparse matrix collection. *Transactions on Mathematical Software (TOMS)* **38**(1), 1–25 (2011)
13. Dong, L., Kang, X., Pan, M., Zhao, M., Zhang, F., Yao, H.:  $B$ -matching-based optimization model for energy allocation in sea surface monitoring. *Energy* **192**, 116618 (2020)
14. Drake, D.E., Hougardy, S.: A simple approximation algorithm for the weighted matching problem. *Information Processing Letters (IPL)* **85**(4), 211–213 (2003)
15. Duan, R., Pettie, S.: Linear-time approximation for maximum weight matching. *J. ACM* **61**(1) (2014)
16. El-Hayek, A., Hanauer, K., Henzinger, M.: On  $b$ -matching and fully-dynamic maximum  $k$ -edge coloring. *arXiv:2310.01149* (2023)
17. Gabow, H.N.: Data structures for weighted matching and extensions to  $b$ -matching and  $f$ -factors. *Transactions on Algorithms (TALG)* **14**(3), 1–80 (2018)
18. Hadji, M., Djenane, N., Aoudjit, R., Bouzefrane, S.: A new scalable and energy efficient algorithm for vms reassignment in cloud data centers. In: *Future Internet of Things and Cloud Workshops (FiCloudW)*. pp. 310–314. IEEE (2016)

19. Halappanavar, M., Feo, J., Villa, O., Tumeo, A., Pothen, A.: Approximate weighted matching on emerging manycore and multithreaded architectures. *J. on HPC (JoHPC)* **26**(4), 413–430 (2012)
20. Henzinger, M., Khan, S., Paul, R., Schulz, C.: Dynamic Matching Algorithms in Practice. In: 28th Europ. Symp. on Algorithms (ESA). LIPIcs, vol. 173, pp. 58:1–58:20. Schloss Dagstuhl – Leibniz-Zentrum für Informatik (2020)
21. Hoefer, M.: Local matching dynamics in social networks. *Information and Computation* **222**, 20–35 (2013), intl. Coll. on Automata, Languages and Programming (ICALP)
22. Huang, D., Pettie, S.: Approximate generalized matching:  $f$ -factors and  $f$ -edge covers. *Algorithmica* **84**(7) (2022)
23. Khan, A., Pothen, A., Mostofa Ali Patwary, M., Satish, N.R., Sundaram, N., Manne, F., Halappanavar, M., Dubey, P.: Efficient approximation algorithms for weighted b-matching. *J. on Sci. Comp. (JoSC)* **38**(5), S593–S619 (2016)
24. Khan, A., Pothen, A., Patwary, M.M.A., Halappanavar, M., Satish, N.R., Sundaram, N., Dubey, P.: Designing scalable b-matching algorithms on distributed memory multiprocessors by approximation. In: Supercomputing (SC’16). pp. 773–783. IEEE (2016)
25. Khorasani, F., Gupta, R., Bhuyan, L.N.: Scalable simd-efficient graph processing on gpus. In: Parallel Architectures and Compilation Techniques (PACT). pp. 39–50. IEEE (2015)
26. Kunegis, J.: Konect: the koblenz network collection. In: World Wide Web Conference (WWW). pp. 1343–1350 (2013)
27. Lebedev, D., Mathieu, F., Viennot, L., Gai, A.T., Reynier, J., De Montgolfier, F.: On using matching theory to understand p2p network design. In: Intl. Network Opt. Conf. (INOC) (2007)
28. Liu, R., Huang, J., Zhang, Z.: Tracking disclosure change trajectories for financial fraud detection. *Production and Operations Management* **32**(2), 584–602 (2023)
29. von Looz, M., Özdayi, M.S., Laue, S., Meyerhenke, H.: Generating massive complex networks with hyperbolic geometry faster in practice. In: High Performance and Embd. Computing (HPEC). pp. 1–6. IEEE (2016)
30. Manne, F., Halappanavar, M.: New effective multithreaded matching algorithms. In: Intl. Parallel and Distrib. Processing Symp. (IPDPS). pp. 519–528. IEEE (2014)
31. Mestre, J.: Greedy in approximation algorithms. In: European Symposium on Algorithms (ESA). pp. 528–539. Springer (2006)
32. Naim, M., Manne, F.: Scalable b-matching on gpus. In: Intl. Parallel and Distrib. Processing Symp. Workshop (IPDPSW). pp. 637–646. IEEE (2018)
33. Perumal, S.S., Lusby, R.M., Larsen, J.: Electric bus planning & scheduling: A review of related problems and methodologies. *European J. of Op. Research* (2021)
34. Pothen, A., Ferdous, S., Manne, F.: Approximation algorithms in combinatorial scientific computing. *Acta Numerica* **28**, 541–633 (2019)
35. Samineni, B., Ferdous, S., Halappanavar, M., Krishnamoorthy, B.: Approximate bipartite  $b$ -matching using multiplicative auction. arXiv:2403.05781 (2024)
36. Ting, H.F., Xiang, X.: Near optimal algorithms for online maximum edge-weighted  $b$ -matching and two-sided vertex-weighted  $b$ -matching. *Theoretical Computer Science (TCS)* **607**, 247–256 (2015)
37. Wang, Y., Tong, Y., Long, C., Xu, P., Xu, K., Lv, W.: Adaptive dynamic bipartite graph matching: A reinforcement learning approach. In: Intl. Conf. on Data Engineering (ICDE). pp. 1478–1489. IEEE (2019)

## Appendix

### A Details Concerning B-SUITOR

The original publication of B-SUITOR by Khan et al. [23] include two versions of the algorithm, a recursive one and an iterative one. Both versions use an additional auxiliary data structure  $T$ , which tracks the vertices that a certain node  $v \in V$  has already been proposed to as a suitor. Later publications, among them a GPU-parallel version of B-SUITOR [32], remove  $T$  and only work with  $S$  in an iterative fashion. We use a very similar variant, shown in Algorithm 2.

---

**Algorithm 2** Sequential  $b$ -Suitor algorithm

---

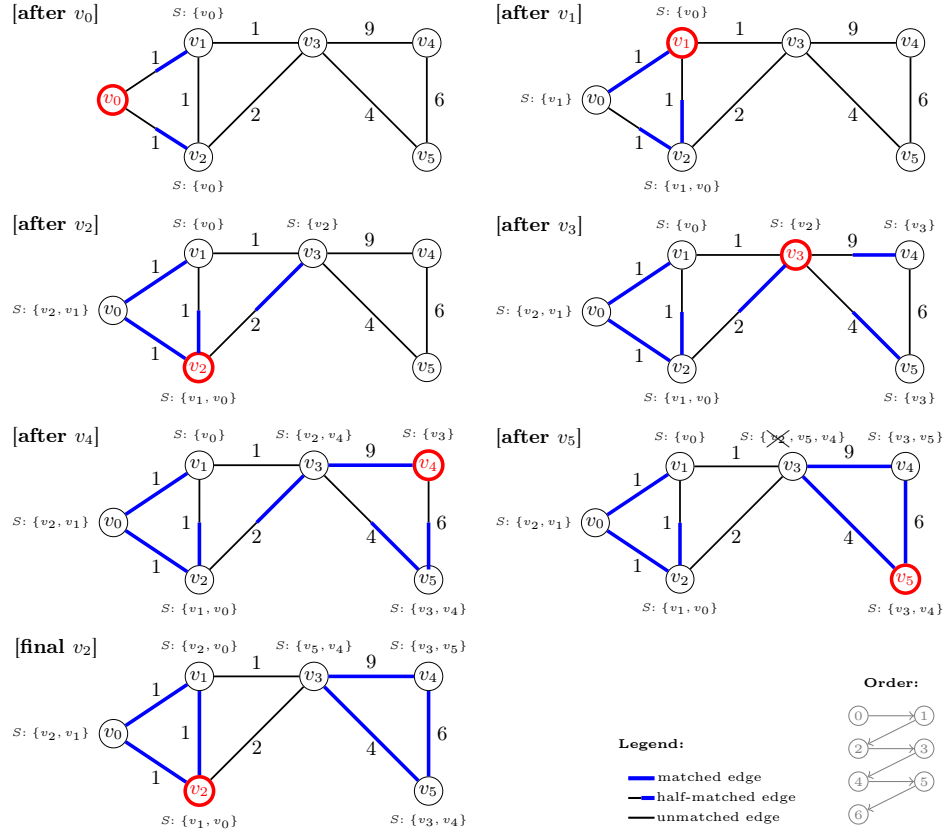
```

1: procedure STATICBSUITOR( $G, b$ )
2:   Input: Graph  $G = (V, E, \omega)$ ,  $b \in \mathbb{N}_{\geq 1}$ 
3:   Output: A  $(1/2)$ -approximate  $b$ -matching  $M$ 
4:    $Q \leftarrow b$  copies of  $v \ \forall v \in V$ 
5:   while  $Q \neq \emptyset$  do
6:      $u \leftarrow Q.pop()$ 
7:      $p \leftarrow \underset{v \in N(u) \setminus S(u)}{\operatorname{argmax}} \{ \omega(u, v) : \omega(u, v) > \omega(v, S(v).min) \}$ 
8:     if  $p \neq \text{None}$  then
9:        $y \leftarrow S(p).insert(u)$  ▷ Update Suitor list of  $p$ , removing the min node  $y$ 
10:      if  $y \neq \text{None}$  then
11:         $Q.push(y)$  ▷ Add the previous min entry of  $S(p)$  to the queue again.
12:      end if
13:    end if
14:  end while
15:   $M \leftarrow \{ \{u, v\} \in E \text{ s.t. } v \in S(u) \wedge u \in S(v) \}$ 
16: end procedure

```

---

An example of how a 2-matching is formed using Algorithm 2 is shown in Figure 2. Note that a **blue** half-edge denotes that  $u$  is part of  $S(v)$  but not vice versa. A **blue** edge denotes  $v \in S(u) \Leftrightarrow u \in S(v)$ . During the matching of  $v_5$ ,  $v_3$  gets a better proposal  $\omega(v_5, v_3) > \omega(v_3, v_2)$ , therefore the min suitor  $v_2$  is deleted from the suitor list of  $v_3$ . After the final recursive step (finding a new possible suitor for  $v_2$ ), the algorithm outputs a valid  $b$ -matching (highlighted in **blue**). After the termination of B-SUITOR, the invariant  $v \in S(u) \Leftrightarrow u \in S(v)$  holds. (For DYN-B-SUITOR this invariant is also maintained during the update phase of the algorithm.)



**Fig. 2.** Process of the sequential B-SUITOR ( $\frac{1}{2}$ )-approximation algorithm by Khan et al. [23]. Each subfigure shows the state after one node is handled by Algorithm 2. For [after  $v_0$ ], ..., [after  $v_4$ ], only new suitors are added to their respective priority queues  $S$ . In step [after  $v_5$ ], a previous suitor from  $v_3$  is removed, leading to an additional recursive step [final  $v_2$ ] for  $v_2$  in order to find an alternative suitor. For this instance, the algorithm produces the maximum weight 2-matching.

## B Proving that DYN-B-SUITOR and B-SUITOR Yield the Same Result

### B.1 Edge Insertion

Let us consider the case that a new edge  $\{u, v\} \notin E$  is added to the graph. This edge influences the matching only if its edge weight exceeds the edge weights  $\omega(u, S^{(i)}(u).min)$  and  $\omega(v, S^{(i)}(v).min)$  (note: any edge weight is better than **None**). This property was shown in Ref. [1] for 1-matchings; we extend this result to  $b$ -matchings with a completely new proof.

**Lemma 1.** *Let  $\tilde{G} = (V, \tilde{E}) = (V, E \cup \{e\})$  with  $e = \{u, v\} \notin E$ . Then:  $e \in \tilde{M} \iff \omega(u, v) > \max\{\omega(u, S(u).min), \omega(v, S(v).min)\}$ .*

*Proof.* " $\leftarrow$ ": We assume  $\omega(u, v) > \max\{\omega(u, S(u).min), \omega(v, S(v).min)\} (\star)$ . To prove our claim, we need to show that  $\{u, v\} \in \tilde{M}$ , i.e., the static Suitor algorithm inserts  $\{u, v\}$  into the original matching  $M$ . Thus, when iterating over  $u$  (lines 5 - 14 of Alg. 2) and due to  $(\star)$ , there must be an iteration in which  $v$  is assigned to  $p$  in line 7. In line 9,  $u$  is inserted into  $\tilde{S}(v)$  (since  $p = v$ ). The same happens vice versa in another iteration for  $v$ , where  $u$  is assigned to  $p$  and  $v$  is inserted in  $\tilde{S}(u)$ . Now that  $v \in \tilde{S}(u)$  and  $u \in \tilde{S}(v)$ , we still have to show that they are never evicted. We consider  $v$ , the argument is symmetric for  $u$ .

Let us assume for sake of contradiction that there are at least  $b$  neighbors of  $v$  that insert itself into  $\tilde{S}(v)$  and evict  $u$ . Let us denote this set by  $C$ . Then, for each  $x \in C$ :  $\omega(v, x) > \omega(v, u)$ . Out of the elements in  $C$ , the top- $b$  would have been part of the original matching  $M$ , otherwise they would not be part of  $\tilde{S}(v)$ . However, due to  $(\star)$ ,  $\omega(u, v)$  is larger than  $b - 1$  of the top- $b$  entries in  $C$ , leading to a contradiction concerning the eviction of  $u$  of  $\tilde{S}(v)$ .

" $\rightarrow$ ": We assume  $e = \{u, v\} \in \tilde{M}$ . There exist three cases for  $\omega(u, v)$  with respect to  $\omega(u, S(u).min)$  and  $\omega(v, S(v).min)$ : **(i)**  $\omega(u, v)$  is smaller than both, **(ii)**  $\omega(u, v)$  is smaller than one and larger than the other, **(iii)**  $\omega(u, v)$  is larger than both. We show that cases **(i)** and **(ii)** are not possible if  $\{u, v\} \in \tilde{M}$ .

For case **(i)**, since their respective *min*-values cannot be **None**,  $u$  and  $v$  are both saturated in  $M$ . As a result, both edges  $\{u, S(u).min\}$  and  $\{v, S(v).min\}$  are part of the original matching  $M$ . If  $\{u, v\} \in \tilde{M}$ , that means the two edges  $\{u, S(u).min\}$  and  $\{v, S(v).min\}$  are evicted from  $\tilde{M}$  due to saturation. But the static suitor algorithm would have chosen  $\tilde{S}(v).min$  over  $u$  [ $\tilde{S}(u).min$  over  $v$ ] due to its higher weight, leading to a contradiction.

For case **(ii)**, we assume w.l.o.g. that  $\omega(u, v) < \omega(u, S(u).min)$ . If  $u$  gets processed in Algorithm 2 before  $v$ , then  $u$  becomes saturated in this process due to  $S(u).min$  being not **None**. Also,  $u \notin \tilde{S}(v)$  due to our assumption. While processing  $v$ , line 7 cannot return  $u$ , since  $\{u, v\}$  is not a better proposal. If  $v$  gets processed before  $u$ , then the new edge might be regarded, i.e.,  $v \in \tilde{S}(u)$ . However, there exist at least  $b$  other vertices which insert themselves to  $\tilde{S}(u)$ , eventually evicting  $v$ . Finally, due to line 11,  $v$  is inserted into  $Q$  again. But

**Algorithm 3** Dynamic Edge Insertion

---

```

1: procedure EDGEINSERTION( $\tilde{G}, \{u, v\}$ )
2:   Input: Graph  $\tilde{G} = (V, \tilde{E})$ , an edge  $\{u, v\} \notin E$ 
3:   Output: New  $(1/2)$ -approximate b-Matching  $M^{(f)}$ 
4:    $M^{(i)} \leftarrow \{\{u', v'\} \in E \text{ s.t. } v' \in S(u') \wedge u' \in S(v')\}$ 
5:   if  $\omega(u, v) > \max\{\omega(u, S(u).min), \omega(v, S(v).min)\}$  then
6:      $startU \leftarrow S^{(i)}(u).insert(v)$  ▷ Update suitor queue of  $u$ , returns replaced item
7:      $startV \leftarrow S^{(i)}(v).insert(u)$ 
8:     if  $startU \neq \text{None}$  then
9:        $S^{(i)}(startU).remove(u)$  ▷ Maintain  $S$ -invariant
10:      FINDAFFECTED( $startU$ ) ▷ Check for new suitors.
11:     end if
12:     if  $startV \neq \text{None}$  then
13:        $S^{(i)}(startV).remove(v)$ 
14:       FINDAFFECTED( $startV$ )
15:     end if
16:      $M^{(i)} \leftarrow \{\{u', v'\} \in \tilde{E} \text{ s.t. } v' \in S^{(i)}(u') \wedge u' \in S^{(i)}(v')\}$ 
17:   end if
18:    $M^{(f)} \leftarrow M^{(i)}$ 
19: end procedure

```

---

then, line 7 cannot return  $u$ , since  $\{u, v\}$  is not a better proposal. Thus, we have shown that edge  $e = \{u, v\} \notin \tilde{M}$  for (i) and (ii).

Case (iii) is now the only remaining option for  $e = \{u, v\}$ . According to  $(\star)$ ,  $u$  is added to  $\tilde{S}(v)$  when  $u$  is processed. The same happens vice versa for  $v$ . Over the course of the main loop, there are at most  $b - 1$  other insertions into  $\tilde{S}(u)$  and  $\tilde{S}(v)$ , not evicting  $v$  (or  $u$ , respectively) again. Finally, in line 15,  $\tilde{M}$  is set such that  $e = \{u, v\}$  is included.  $\square$

Using Lemma 1, we design Algorithm 3 for the already altered graph  $\tilde{G}$ . If according to Lemma 1 the new edge creates a better suitor for  $u$  and  $v$ , the suitor lists of both endpoints  $u$  and  $v$  have to be updated. If in this process a previous suitor is removed from  $S^{(i)}(u)$  [ $S^{(i)}(v)$ ] (line 6), the  $S$ -invariant is directly maintained by removing  $u$  [ $v$ ] from the respective suitor lists. In addition, we call FINDAFFECTED( $\cdot$ ) for the removed nodes, as they might be able to find new partners (i.e., they are locally affected according to Def. 1). We refer to these nodes as  $startU$  and  $startV$ . By calling FINDAFFECTED( $\cdot$ ) twice (once for  $startU$ , once for  $startV$ ), we identify and update all locally affected vertices influenced by inserting  $e = \{u, v\}$ . For proving the properties of our DYN-B-SUITOR algorithm, it is useful to define the notion of an update path.

**Definition 2.** *The vertices visited and updated during the execution of FINDAFFECTED( $\cdot$ ) form a path which we call update path. An update path  $P_x$  (of length  $q \geq 0$ ) starts with vertex  $p_0^{(x)} = x$  and ends with some vertex  $p_q^{(x)}$ .*

If  $q = 0$ , then  $P_x$  consists only of  $p_0^{(x)}$  and we refer to it as an *empty* update path. We denote every node in the path as  $p_j^{(x)}$ ,  $0 \leq j \leq q$ , with  $j$  being its position in the path. Each node pair  $(p_j^{(x)}, p_{j+1}^{(x)})$  relates to an edge  $e_j^{(x)} = \{p_j^{(x)}, p_{j+1}^{(x)}\}$  which is also present in  $\tilde{G}$ .



When calling  $\text{FINDAFFECTED}(\cdot)$ , we process an update path, changing intermediate suitor lists  $S^{(i)}$  of all nodes on the (non-empty) path. We continue by proving several properties of an update path as they arise from the program flow of  $\text{FINDAFFECTED}(\cdot)$ . The following lemma shows that the edge weights decrease when traversing an update path from its start to its end.

**Lemma 2.** *Let  $P_x$  be an update path traversed by  $\text{FINDAFFECTED}(\cdot)$ . For two edges  $e_i \neq e_j \in P_x$ , it holds that  $\omega(e_i) < \omega(e_j)$  [ $\omega(e_i) > \omega(e_j)$ ] if  $i > j$  [ $i < j$ ].*

*Proof.* Let  $P_x$  be an update path traversed by  $\text{FINDAFFECTED}(\cdot)$ . The corresponding start of  $P_x$  is  $p_0^{(x)} = x$  as given by Definition 2. The first visited node is assigned to  $cu$  (line 3).  $\text{FINDAFFECTED}(\cdot)$  looks for a new potential partner  $ca$  in its neighborhood (line 8). If one is found, Definition 1 is fulfilled ( $x$  is a locally affected vertex), leading to a suitor list update such that  $ca \in S^{(i)}(x)$  and vice versa (lines 12 and 13). We add  $ca$  also to the path  $P_x$ , effectively setting  $p_1^{(x)} = ca$  and  $e_0^{(x)} = \{x, p_1^{(x)}\}$ . There exist two cases for  $p_1^{(x)}$ . If  $p_1^{(x)}$  was unsaturated before adding  $x$ , our update path  $P_x$  is finished.

Since  $e_i \neq e_j$ , for our proof we assume that  $P_x$  has more than one edge, i. e.,  $p_1^{(x)}$  was unsaturated before adding  $x$ . Assuming this situation,  $x$  replaces the previous  $\text{min}$ -entry  $\text{prevCa}$ . This effectively adds  $p_2^{(x)} = \text{prevCa}$  to  $P_x$ . According to Lemma 1 and the tie-breaking rule,  $\omega(p_1^{(x)}, p_2^{(x)}) < \omega(x, p_1^{(x)})$ ; otherwise  $p_1^{(x)}$  would not have been chosen to be a potential suitor for  $x$ .

In line 20 we set  $cu$  to  $\text{prevCa}$ , effectively repeating the main loop. Again, there are two cases for  $p_2^{(x)}$ : either it is locally affected or not. In case it is not, i. e., there is no potential new suitor in the neighborhood, the update path is not continued. If  $p_2^{(x)}$  is locally affected, we follow the same process as for  $x$  (main loop in  $\text{FINDAFFECTED}(\cdot)$ ) and another  $p_3^{(x)}$  to  $P_x$  with again  $\omega(p_2^{(x)}, p_3^{(x)}) < \omega(p_1^{(x)}, p_2^{(x)})$ . This process continues until either we find no new potential suitor  $p_{j+1}^{(x)}$  for  $p_j^{(x)}$  with  $j$  even or  $p_{j+1}^{(x)}$  is unsaturated. In both cases, the loop terminates.

We can continue the above argument inductively. Thus, given that we add the nodes to  $P_x$  in the same order as updates occur, the edges formed by successive node pairs  $(p_j^{(x)}, p_{j+1}^{(x)}) \in P_x$  have decreasing weight, i. e.,  $\omega(e_j) = \omega(p_j^{(x)}, p_{j+1}^{(x)}) < \omega(p_{j-1}^{(x)}, p_j^{(x)}) = \omega(e_{j-1})$ .  $\square$

**Lemma 3.** *Let  $P_x$  be an update path traversed by  $\text{FINDAFFECTED}(\cdot)$ . Then  $P_x$  is simple.*

*Proof.* Due to the decreasing weight of edges in the update path (Lemma 2), the weight of  $e_{j+1}^{(x)}$  is smaller than the weight of an edge  $e_j^{(x)}$ , i. e.,  $\omega(p_{j+1}^{(x)}, p_{j+2}^{(x)}) < \omega(p_j^{(x)}, p_{j+1}^{(x)})$ . In other words, whenever a vertex  $x_j$  loses its suitor  $x_{\text{prev}} = S^{(i)}(x_j).min$ , it holds: if it finds a new suitor  $x_k$ , then  $\omega(x_j, x_k)$  is smaller than  $\omega(x_j, x_{\text{prev}})$ . As a result,  $x_j$  cannot be added to the suitor list of a vertex already present in the update path, otherwise the corresponding edge weight would have

been larger than the previous min entry of that node. Hence, the update path is simple.  $\square$

Due to the construction structure of  $\text{FINDAFFECTED}(\cdot)$ , we know that the first edge on an update path represents an addition to  $M^{(i)}$ . Together with the path properties from Lemma 3 and its proof, we can derive:

**Lemma 4.** *Let  $P_x$  be a path processed when calling  $\text{FINDAFFECTED}(\cdot)$  and let  $M^{(i)} = \{\{u', v'\} \in \tilde{E} \text{ s.t. } v' \in S^{(i)}(u') \wedge u' \in S^{(i)}(v')\}$ . If  $j$  is even [odd], the operation connected to an edge  $e_j^{(x)}$  is an insertion [removal] of an element into [from]  $M^{(i)}$ .*

*Proof.* Based on the construction of  $P_x$  in  $\text{FINDAFFECTED}(\cdot)$ , the first edge represents the insertion of  $p_0^{(x)}$  into  $S^{(i)}(p_1^{(x)})$  and vice versa. For  $M^{(i)} = \{\{u', v'\} \in \tilde{E} \text{ s.t. } v' \in S^{(i)}(u') \wedge u' \in S^{(i)}(v')\}$ , the algorithm inserts  $e_0^{(x)}$  into  $M^{(i)}$ . The next edge consists of  $p_1^{(x)}$  and its previous minimum suitor before the update resulting from processing  $e_0^{(x)}$ . During the main loop of  $\text{FINDAFFECTED}(\cdot)$ ,  $p_1^{(x)}$  is removed from  $S^{(i)}(p_2^{(x)})$  and vice versa. In order for the entries to be removed symmetrically,  $e_1^{(x)}$  was contained in  $M^{(i)}$  before the update and is removed afterwards.

Due to the construction of  $P_x$ , the above argument about  $e_0^{(x)}$  and  $e_1^{(x)}$  can be repeated inductively for all following edges. Therefore each edge with an even index represents an insertion of an element in  $M^{(i)}$  and each edge with an odd index represents a removal of an element from  $M^{(i)}$ .  $\square$

In the following, we discuss in more detail under which circumstances our dynamic procedure  $\text{EDGEINSERTION}(\cdot, \cdot)$  calls  $\text{FINDAFFECTED}(\cdot)$  and therefore processes update paths. Similar to Angriman et al. [1, Sec. 3.1], we examine three distinct cases – addressing the saturation state of the involved endpoints of the new edge  $\{u, v\}$ : **(i)** both  $u$  and  $v$  are unsaturated (Lemma 5), **(ii)** only one of them is saturated (Lemma 6) and **(iii)** both are saturated (Lemma 7 and 8).

**B.1.1 Case (i): Both  $u$  and  $v$  are unsaturated** If both  $u$  and  $v$  are unsaturated, we can directly update the suitor lists of both endpoints. Also, since no other vertex is influenced by this update,  $\text{FINDAFFECTED}(\cdot)$  is not called. This situation can be formalized as follows:

**Lemma 5.** *Let  $e := \{u, v\} \notin E$  and  $\omega(u, v) > \max\{\omega(u, S(u).min), \omega(v, S(v).min)\}$ . If both  $u$  and  $v$  are unsaturated, then  $M^{(f)} = \tilde{M} = M^{(i)} \cup \{e\} = M \cup \{e\}$  and no other vertices are locally affected.*

*Proof.* After the initial computation of  $M$ , for both  $u$  and  $v$  there is no better suitor  $\arg\max_{v \in N(u) \setminus S(u)} \{\omega(u, v) \mid \omega(u, v) > \omega(v, S(v).min)\}$ . Once edge  $\{u, v\}$  is inserted,  $u$  and  $v$  become locally affected according to Definition 1 with  $s(u) = v$  and vice versa. Since  $S^{(i)}(u).min$  and  $S^{(i)}(v).min$  were both **None**, pushing into

the respective suitor lists does not remove the previous *min*-entry. The suitor lists of the remaining vertices  $V \setminus \{u, v\}$  are therefore not influenced by the edge insertion. As a result, all edges in  $M$  are still part of  $\widetilde{M}$ , since the only change is the addition of  $u$  in  $S(v)$  and vice versa; in particular, we do not remove any items from any suitor lists. With Proposition 1, it follows that  $\widetilde{M} = M \cup \{e\}$ .

The dynamic algorithm follows that logic by only changing the suitor lists of  $u$  and  $v$  in case  $S^{(i)}(u).min$  and  $S^{(i)}(v).min$  are **None** before the update. That concludes the **EDGEINSERTION** algorithm and the final suitor lists  $S^{(f)}$  fulfill the  $S$ -invariant.  $M^{(f)}$  contains  $\{u, v\}$  and therefore also  $\widetilde{M} = M^{(f)}$ .  $\square$

As given by Lemma 5, *startU* and *startV* are **None** for case (i) and the resulting update paths are empty. Non-empty paths can only occur for case (ii) and (iii), i. e., if at least one endpoint is saturated.

**B.1.2 Case (ii): One endpoint is saturated** If one endpoint of the new edge is already saturated, then an update to its suitor lists also influences the suitor list of one of its neighbors, i. e., the previous minimum suitor. If this influenced vertex can find a new suitor, we know by Definition 1 that it is locally affected. We formalize this in the following lemma.

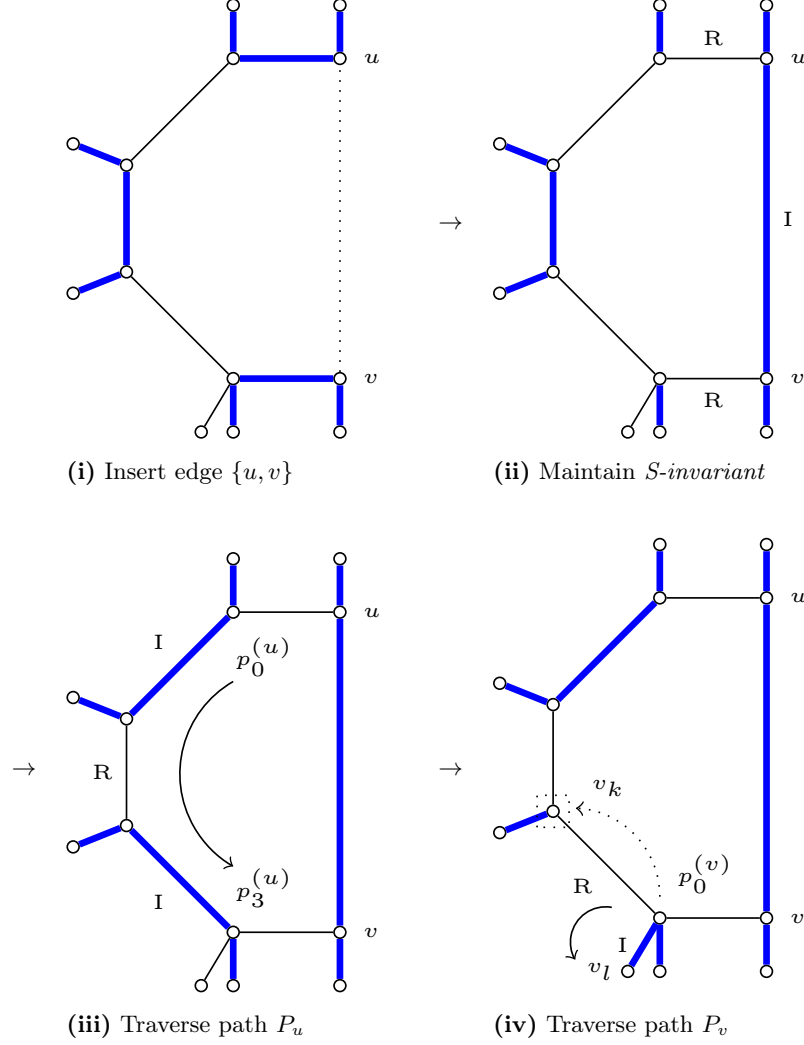
**Lemma 6.** *Let  $e := \{u, v\} \notin E$  and  $\omega(u, v) > \max\{\omega(u, S(u).min), \omega(v, S(v).min)\}$ . If  $u$  is saturated and  $v$  is unsaturated [or vice versa], then **EDGEINSERTION** traverses an update path  $P_u$  [ $P_v$ ].*

*Proof.* Since the proof is symmetric for both cases, we assume w.l.o.g. that  $v$  is the unsaturated vertex, while  $u$  is saturated. For  $v$ , the situation is similar to the one in Lemma 5, where *startV* is **None** and therefore **FINDAFFECTED** is not called. Since  $u$  is saturated, we initiate the update procedure by calling **FINDAFFECTED**(*startU*), which traverses the update path.  $\square$

**B.1.3 Case (iii): Both  $u$  and  $v$  are saturated** When both endpoints of the new edge are saturated, we can easily derive Corollary 1 from Lemma 6. The only necessary change is that **EDGEINSERTION**( $u, v$ ) now traverses two update paths  $P_u$  and  $P_v$ .

**Corollary 1.** *Let  $e := \{u, v\} \notin E$  and  $\omega(u, v) > \max\{\omega(u, S(u).min), \omega(v, S(v).min)\}$ . If both  $u$  and  $v$  are saturated, then two update paths  $P_u$  and  $P_v$  are traversed; they start at *startU* and *startV*, respectively.*

Both  $P_u$  and  $P_v$  are simple paths with decreasing edge weights. Therefore, updates to nodes can only happen multiple times if there exists some overlap between  $P_u$  and  $P_v$ . Under the circumstances described below, these overlaps can lead to a situation where an update path leads to another update path. This is handled by **FINDAFFECTED**( $\cdot$ ) in line 27, where the starting point of this additional update path is initialized as *looseEnd*. After **FINDAFFECTED**( $\cdot$ ) has finished identifying and updating all vertices on one update path, a recursive



**Fig. 3.** Example of the identification of a loose end for edge insertions ( $b = 2$ ).  $I$  denotes an insertion into  $M^{(i)}$ , while  $R$  represents a removal from  $M^{(i)}$ . From left to right: **(i)** Insert edge  $\{u, v\}$  with  $\omega(u, v) > \max\{\omega(u, S(u).min), \omega(v, S(v).min)\}$ , where  $u$  and  $v$  are saturated. **(ii)** Update suitor lists  $S^{(i)}$  of  $u$  and  $v$  and remove both nodes from the previous  $S(u).min$  and  $S(v).min$ . **(iii)** Traverse update path  $P_u = (p_0^{(u)} = startU, \dots, p_3^{(u)} = startV)$ , which ends at  $startV$ . **(iv)** Traverse update path  $P_v$  with  $p_0^{(v)} = startV$ . Assuming  $\omega(p_0^{(v)}, v_l) > \omega(p_0^{(v)}, v_k)$ , then  $v_l$  is chosen as  $p_1^{(v)}$ .  $P_v$  continues at  $v_l$ , leaving  $v_k$  as unsaturated and identifying a loose end.

call handles this additional update path. In the following, we refer to this update path as  $P_a$  and describe the situation in which this additional path occurs.

An example for the existence of an update path  $P_a$  can be seen in Figure 3. The loose end and therefore  $P_a$  are detected at the end of either  $P_u$  or  $P_v$  (depending on which was traversed first). This can be formalized as follows:

**Lemma 7.** *Let  $P_u$  and  $P_v$  be two update paths resulting from inserting the edge  $e = \{u, v\}$  where  $P_u$  ends at  $startV$  and is traversed before  $P_v$ . Then an update path  $P_a$  is traversed starting at  $p_{|P_u|-2}^{(u)}$  iff the following properties hold: (i)  $\omega(p_{|P_u|-2}^{(u)}, startV) \leq \omega(startV, S^{(i)}(startV).min)$ , (ii) the length of  $P_u$  is odd and (iii)  $startV$  is locally affected after the construction of  $P_u$ .*

*Proof.* " $\leftarrow$ ": Before both update paths  $P_u$  and  $P_v$  are traversed, both  $startU$  and  $startV$  become unsaturated during `EDGEINSERTION` due to Corollary 1. Given that  $\omega(p_{|P_u|-2}^{(u)}, startV) \leq \omega(startV, S^{(i)}(startV).min)$ , we can also conclude that  $startV$  was saturated before the removal of  $v$ . Let  $P_u = (p_0^{(u)} = startU, \dots, p_k^{(u)} = startV)$ , where  $k$  is the length of  $P_u$ . The last edge  $e_{k-1} = \{p_{k-1}^{(u)}, p_k^{(u)}\}$  then represents an insertion into  $M^{(i)}$  based on Lemma 4 and property (ii). As a result,  $startV$  gets a new suitor, namely  $p_{k-1}^{(u)}$ . After the insertion of  $p_{k-1}^{(u)}$  into  $S^{(i)}(startV)$ ,  $startV$  is saturated. For the traversal of  $P_v$ , `FINDAFFECTED` tries to find a new potential suitor for  $startV$ . Such a suitor is found, since the vertex is still locally affected (property (iii)), i. e., a vertex  $v_l \neq p_{k-1}^{(u)}$  is found with  $\omega(startV, v_l) > \omega(v_l, S^{(i)}(v_l).min)$  and  $\omega(startV, v_l) > \omega(v_l, p_{k-1}^{(u)})$ . At the same time,  $p_{k-1}^{(u)}$  is the minimum entry in  $S^{(i)}(startV).min$ , since  $\omega(p_{k-1}^{(u)}, startV) \leq \omega(startV, S^{(i)}(startV).min)$  due to property (i). As a result,  $p_{k-1}^{(u)}$  is removed again due to the S-invariant and  $P_v$  is continued at the previous  $S^{(i)}(v_l).min$ . Since  $p_{k-1}^{(u)}$  is now unsaturated, a new update path  $P_a$  (possibly of length 0) occurs with  $p_0^{(a)} = p_{k-1}^{(u)} = p_{|P_u|-2}^{(u)}$ .

" $\rightarrow$ ": Let  $P_u = (p_0^{(u)} = startU, \dots, p_k^{(u)} = startV)$ , where  $k$  is the length of  $P_u$ . The first vertex  $p_0^{(a)}$  of  $P_a$  is then  $p_{k-1}^{(u)}$ . In order to be a starting point of that update path,  $p_0^{(a)}$  has to be a not `None` vertex in line 27 in `FINDAFFECTED`. Such a vertex is the previous minimum suitor of some vertex  $cu$  (line 12 in `FINDAFFECTED`) during the traversal of  $P_v$ . This also implies that  $cu$  is saturated and locally affected after the traversal of  $P_u$  (property (iii)). As a result,  $cu$  has to be the first vertex  $startV$  on  $P_v$ , otherwise it is unsaturated (see lines 19 and 20).

For  $startV$  being saturated at the beginning of the construction of  $P_v$ , the previous operation concerning the suitor lists of  $startV$  has to be an insertion, i. e., an edge  $e_+$  with an even index on another update path. Since  $P_u$  has been traversed before  $P_v$ ,  $e_+$  has to belong to  $P_u$  with its endpoints being  $\{p_0^{(a)}, startV\}$ .  $e_+$  is therefore also the last edge on  $P_u$  and  $|P_u|$  is odd (property (ii)). The weight of  $e_+$  has to be smaller than or equal to

$\omega(\text{start}V, S^{(i)}(\text{start}V).min)$ , otherwise  $p_0^{(a)}$  would not have been removed from  $S^{(i)}(\text{start}V)$  (property (i)).  $\square$

Note that the additional update path  $P_a$  also occurs if  $P_v$  is traversed before  $P_u$ . This leads to Corollary 2, which we include for completeness. The proof is easily done by swapping  $u$  and  $v$  in the proof of Lemma 7.

**Corollary 2.** *Let  $P_u$  and  $P_v$  be two update paths resulting from inserting the edge  $e = \{u, v\}$  where  $P_v$  ends at  $\text{start}U$  and is traversed before  $P_u$ . Then an update path  $P_a$  is traversed starting at  $p_{|P_v|-2}^{(v)}$  iff the following properties hold: (i)  $\omega(p_{|P_v|-2}^{(v)}, \text{start}U) \leq \omega(\text{start}U, S^{(i)}(\text{start}U).min)$ , (ii) the length of  $P_v$  is odd and (iii)  $\text{start}U$  is locally affected after the construction of  $P_v$ .*

Now that we have shown that (non-empty)  $P_a$  may exist, we still need to prove that no other paths can occur. Also all locally affected vertices need to be found by  $\text{EDGEINSERTION}(u, v)$  in order to let  $\text{DYN-B-SUITOR}$  compute the same matching as  $\text{B-SUITOR}$ .

**Lemma 8.** *Let  $e := \{u, v\} \notin E$  and  $\omega(u, v) > \max\{\omega(u, S(u).min), \omega(v, S(v).min)\}$ . If both  $u$  and  $v$  are saturated, then all locally affected vertices are reached during  $\text{EDGEINSERTION}(u, v)$  via edges from  $X := P_u \cup P_v \cup P_a \cup \{u, v\} \cup \{u, \text{start}U\} \cup \{v, \text{start}V\}$ . Moreover, the vertices that are not locally affected do not change their suitor lists.*

*Proof.* We first show that no update paths other than  $P_u$ ,  $P_v$  and  $P_a$  can occur in  $\text{EDGEINSERTION}(u, v)$ . We will do this by an indirect proof. Assume we have an additional update path, i. e., another *looseEnd* besides the one in Lemma 7 is detected in line 27 of  $\text{FINDAFFECTED}$ . For this to happen, the same vertex has to be assigned to  $cu$  and then updated at least twice. Let us assume these updates correspond to update paths  $P_x$  and  $P_y$ , where  $P_x$  is traversed before  $P_y$ . Specifically for a vertex  $v_k$ , the update has to be such that after the first update in  $P_x$  the vertex is saturated but still locally affected (line 12 in  $\text{FINDAFFECTED}(\cdot)$ ). As a result, the first update represents the insertion of an entry into the suitor list of  $S^{(i)}(v_k)$ ; otherwise  $v_k$  cannot be saturated after the update. In order to get a not **None** vertex  $\text{prev}Cu$  in line 12,  $cu$  has still to be saturated during the second update in  $P_y$ . However,  $v_k$  and therefore  $cu$  can only be saturated during the second update if it is the first vertex on  $P_y$ . Then it would be equal to *looseEnd* due to Lemma 7. As a result,  $\text{EDGEINSERTION}(u, v)$  does not detect any additional update path other than  $P_u$ ,  $P_v$ , and  $P_a$ .

The next and final step for the proof is to show that  $X$  indeed represents all locally affected vertices after an edge insertion. In order for a vertex to be locally affected either there exist new neighbors fulfilling Def. 1 or its suitor list  $S^{(i)}$  has changed with respect to  $S$ . The former case is covered in  $\text{EDGEINSERTION}(u, v)$  directly by updating  $S^{(i)}(u)$  and  $S^{(i)}(v)$ . For the latter case, the update paths traversed by  $\text{FINDAFFECTED}(\cdot)$  identify all vertices for which  $S^{(i)}$  is changed by searching the respective neighborhood. We already covered that there exists

no additional update path besides  $P_u$ ,  $P_v$ , and  $P_a$ . Since  $\text{FINDAFFECTED}(\cdot)$  traverses via the neighborhood of  $cu$ , a locally affected vertex cannot occur outside one of those update paths, so that no vertex outside of  $X$  changes its suitor lists. As a result,  $\text{DYN-B-SUITOR}$  successfully updates all locally affected vertices (and only those) after an edge insertion.  $\square$

We have covered all cases concerning the saturation state of the involved endpoints of the new edge  $\{u, v\}$ . It remains to show that the final  $b$ -matching  $M^{(f)}$  indeed equals  $\widetilde{M}$ , the result of  $\text{B-SUITOR}$ .

**Proposition 2.** *After  $\text{EDGEINSERTION}(\cdot, \cdot)$  is finished,  $M^{(f)}$  equals the  $b$ -matching  $\widetilde{M}$  computed by  $\text{B-SUITOR}$  on  $\widetilde{G}$ .  $\widetilde{M}$  is a  $(1/2)$ -approximation of the MWBM problem.*

*Proof.* Let  $e$  be the edge inserted into  $G = (V, E)$  i. e.,  $\widetilde{G} = (V, E \cup \{e\})$ . After  $\text{B-SUITOR}$  is finished, Eq. (1) returns **None** for every node in  $\widetilde{G}$ . In Lemmas 5, 6, and 8 we showed that the update paths for all possible cases in  $\text{EDGEINSERTION}(e)$  together with  $\text{FINDAFFECTED}$  identify and update all locally affected nodes successfully.

Hence, after finishing  $\text{EDGEINSERTION}(e)$ , for no vertex in  $\widetilde{G}$  a better suitor according to Eq. (2) exists. Due to the tie-breaking rule, the resulting matching  $M^{(f)}$  is unique and therefore equals  $\widetilde{M}$ . Due to Proposition 1, this  $b$ -matching is a  $(1/2)$ -approximation of a maximum weight  $b$ -matching.  $\square$

## B.2 Edge Removal

Using our results from Section B.1, we now discuss the behavior of  $\text{DYN-B-SUITOR}$  when the edge update is a removal, i. e.,  $\widetilde{E} = E \setminus \{u, v\}$  with  $\{u, v\} \in E$ .

**Lemma 9.** *Let  $\widetilde{G} = (V, \widetilde{E}) = (V, E \setminus \{e\})$  with  $e = \{u, v\} \in E$ . If  $e \notin M$ , then  $u$  and  $v$  are not locally affected. Otherwise  $u$  and  $v$  are potentially locally affected.*

*Proof.* If  $e = \{u, v\} \notin M$ , then the removal clearly does not change the suitor lists of  $u/v$  nor the saturation state. Also  $\widetilde{N}(u) \left[ \widetilde{N}(v) \right]$  does not contain any new neighbor. Therefore  $s$  according to Definition 1 is **None**; otherwise it would have been picked by  $\text{B-SUITOR}$  for  $S(u)$  [ $S(v)$ ] in the initial  $b$ -matching.

Let now  $e = \{u, v\} \in M$ ; since the proof is symmetric, we focus only on  $u$ . After removing  $u$  from  $S^{(i)}(v)$ ,  $v$  becomes unsaturated. Before the removal,  $u$  might have been either unsaturated or saturated. Let us assume,  $u$  is saturated. Then, the minimum of  $u$  has changed from  $S(v).min$  to **None**. As a result, there might exist a vertex  $x \in \widetilde{N}(u) \setminus S^{(i)}(u)$  such that  $\omega(u, x) > \omega(x, S^{(i)}(x).min)$ ; then  $u$  is affected according to Definition 1.  $\square$

Similarly to the edge insertion case, we use Lemma 9 to derive the general program flow of  $\text{EDGEREMOVAL}(\cdot, \cdot)$ . The input is given by an already updated graph with edge set  $\widetilde{E} = E \setminus \{u, v\}$  and the removed edge  $\{u, v\}$ . Before processing

**Algorithm 4** Dynamic Edge Removal

---

```

1: procedure EDGEREMOVAL( $\tilde{G}, \{u, v\}$ )
2:   Input: Graph  $\tilde{G} = (V, \tilde{E})$ , an edge  $\{u, v\} \in E$ 
3:   Output: New (1/2)-approximate b-Matching  $M^{(f)}$ 
4:   if  $u \in S^{(i)}(v)$  and  $v \in S^{(i)}(u)$  then ▷ Lemma 9
5:      $S^{(i)}(u).remove(v)$ 
6:      $S^{(i)}(v).remove(u)$ 
7:     FINDAFFECTED( $u$ )
8:     FINDAFFECTED( $v$ )
9:      $M^{(i)} \leftarrow \{\{u', v'\} \in \tilde{E} \text{ s.t. } v' \in S^{(i)}(u') \wedge u' \in S^{(i)}(v')\}$ 
10:   end if
11:    $M^{(f)} \leftarrow M^{(i)}$ 
12: end procedure

```

---

the endpoint nodes of the edge, the algorithm only processes nodes in  $M^{(i)}$  (line 4) exploiting Lemma 9. Different from EDGEINSERTION,  $u$  and  $v$  are only *potentially* locally affected – even if the removed  $\{u, v\}$  was originally part of the  $b$ -matching  $M$ . This leads again to three cases – which address the locally affected state of the involved endpoints of the removed edge  $\{u, v\}$ : **(i)** both  $u$  and  $v$  are not locally affected (Lemma 10), **(ii)** only one of them is locally affected (Lemma 11) and **(iii)** both are locally affected (Lemma 12 and 13).

**B.2.1 Case (i): Both  $u$  and  $v$  are not locally affected.** In this case, no new suitors can be found for  $u$  and  $v$ :

**Lemma 10.** *Let  $e = \{u, v\} \in E$  and  $\tilde{G} = (V, \tilde{E} = E \setminus \{u, v\})$ . If both  $u$  and  $v$  are not locally affected after the removal of  $e$ , then  $M^{(f)} = \tilde{M} = M \setminus \{u, v\}$  and no other vertices are locally affected.*

*Proof.* In case both  $u$  and  $v$  are not locally affected, i. e.,  $s(u) = s(v) = \text{None}$  according to Definition 1, the matching produced by B-SUITOR is  $\tilde{M} = M \setminus \{u, v\}$ . Moreover, this also means that both calls to FINDAFFECTED( $\cdot$ ) (in lines 7 and 8 of EDGEREMOVAL( $u, v$ )) do not find potential new partners for  $u$  and  $v$  (line 8 in FINDAFFECTED). As a result, only  $S^{(i)}(u)$  and  $S^{(i)}(v)$  are changed and therefore  $M^{(f)} = \tilde{M}$ .  $\square$

**B.2.2 Case (ii): One endpoint is locally affected** Similarly to EDGEINSERTION( $\cdot, \cdot$ ), after removing  $u$  from  $S^{(i)}(u)$  and vice versa, EDGEREMOVAL( $\cdot, \cdot$ ) calls FINDAFFECTED( $\cdot$ ) for both endpoints. If only one vertex is locally affected, then one of the traversed update paths is empty. The other update path is similar to the one in Lemma 6; the only change is that the update path starts at the locally affected node  $u$  [ $v$ ] instead of  $startU$  [ $startV$ ].

**Lemma 11.** *Let  $e = \{u, v\} \in E$  and  $\tilde{G} = (V, \tilde{E} = E \setminus \{u, v\})$ . If only  $u$  [ $v$ ] is locally affected after the edge removal, EDGEREMOVAL( $u, v$ ) traverses one non-empty update path  $P_u$  [ $P_v$ ].*



*Proof.* Since the proof is symmetric for both cases, we assume w.l.o.g. that  $u$  is the locally affected vertex, while  $v$  is not locally affected. According to Definition 1 and 2,  $P_v$  is an empty update path, since it only consists of its starting vertex  $v$  (as called from  $\text{EDGEREMOVAL}(\cdot, \cdot)$ ). Since  $u$  is locally affected,  $P_u$  consists at least of two vertices: starting vertex  $u$  (as called from  $\text{EDGEREMOVAL}(u, v)$ ) and a not **None** vertex  $ca$  as identified in line 8. In case  $ca$  is already saturated before maintaining the S-invariant in  $\text{FINDAFFECTED}(\cdot)$ , the path continues in the same way as described in Lemma 6.  $\square$

**B.2.3 Case (iii): Both  $u$  and  $v$  are locally affected** Naturally, if  $u$  and  $v$  are both locally affected after the edge removal, we traverse at least two non-empty update paths  $P_u$  and  $P_v$ . Analogously to edge insertion, we can derive this as a consequence of Lemma 11.

**Corollary 3.** *Let  $e = \{u, v\} \in E$  and  $\tilde{G} = (V, \tilde{E} = E \setminus \{u, v\})$ . If both  $u$  and  $v$  are locally affected after the edge removal, then two non-empty update paths  $P_u$  and  $P_v$  are traversed; they start at  $u$  and  $v$ , respectively.*

Following the same arguments as for edge insertion, a potential overlap between  $P_u$  and  $P_v$  can lead to a situation where an update path leads to another update path. This is again detected by  $\text{FINDAFFECTED}(\cdot)$  in line 27, where the starting point of this additional update path is initialized as *looseEnd*. Note that this situation is again very similar to Lemma 7 on edge insertion. As a result, we again refer to this additional update path as  $P_a$ . An example of an update path  $P_a$  during edge removal can be seen in Figure 4.

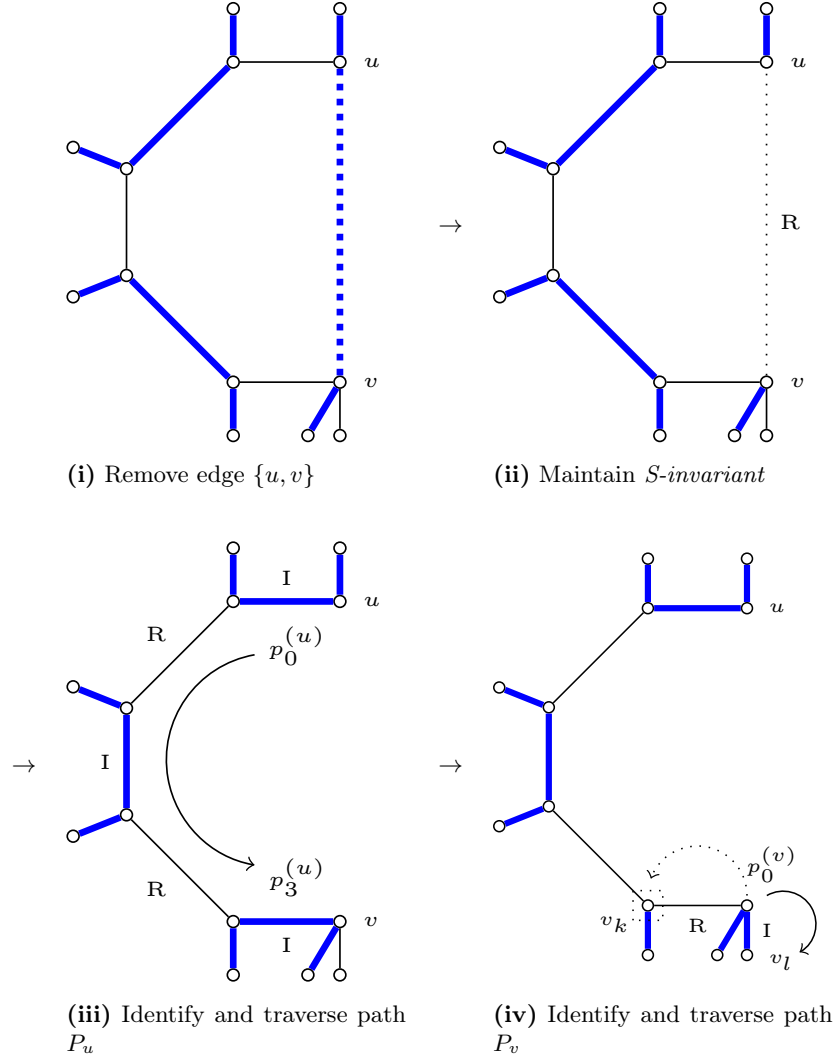
**Lemma 12.** *Let  $P_u$  and  $P_v$  be two update paths resulting from the removal of  $e = \{u, v\}$  where  $P_u$  ends at  $v$  and is traversed before  $P_v$ . Then an update path  $P_a$  is traversed starting at  $p_{|P_u|-2}^{(u)}$  iff the following properties hold: (i)  $\omega(p_{|P_u|-2}^{(u)}, v) \leq \omega(v, S^{(i)}(v).min)$ , (ii) the length of  $P_u$  is odd and (iii)  $v$  is saturated after traversing  $P_u$ .*

*Proof.* The proof for the existence is nearly identical to the proof for Lemma 7. One just needs to exchange *startU* with  $u$  and *startV* with  $v$ .  $\square$

**Lemma 13.** *Let  $e = \{u, v\} \in E$  and  $\tilde{G} = (V, \tilde{E} = E \setminus \{u, v\})$ . If both  $u$  and  $v$  are locally affected after the edge removal, then all locally affected vertices are reached during  $\text{EDGEREMOVAL}(u, v)$  via edges from  $X := P_u \cup P_v \cup P_a$ . Moreover, the vertices that are not locally affected do not change their suitor lists.*

*Proof.* We use the same proof structure as for Lemma 8, i. e., (i) we have to prove that no other update paths besides  $P_u$ ,  $P_v$  and  $P_a$  exist, and (ii) that  $X$  indeed represents all locally affected vertices after an edge removal.

The proof for (i) can be directly transferred from Lemma 8. We already know that  $P_u$ ,  $P_v$ , and  $P_a$  are the only update paths traversed when  $\text{FINDAFFECTED}(\cdot)$  is called twice for two different vertices. As a result,  $\text{EDGEREMOVAL}(u, v)$  only detects  $P_u$ ,  $P_v$ , and  $P_a$ .



**Fig. 4.** Example of the creation of a loose end for edge removal ( $b = 2$ ).  $I$  denotes an insertion into  $M^{(i)}$ , while  $R$  represents a removal from  $M^{(i)}$ . From left to right: **(i)** Remove edge  $\{u, v\}$ . **(ii)** Update suitor lists  $S^{(i)}$  of  $u$  and  $v$  and remove both nodes from the previous  $S(u).min$  and  $S(v).min$ .  $u$  and  $v$  are locally affected after the removal. **(iii)** Identify and traverse update path  $P_u = (p_0^{(u)} = u, \dots, p_5^{(u)} = v)$ , which ends at  $v$ . **(iv)** Identify and traverse update path  $P_v$  with  $p_0^{(v)} = v$ . Assume  $\omega(p_0^{(v)}, v_l) > \omega(p_0^{(v)}, v_k)$ , then  $v_l$  is chosen as  $p_1^{(v)}$ .  $P_v$  continues at  $v_l$ , leaving  $v_k$  unsaturated and creating a loose end.

Concerning (ii): In order for a vertex to be locally affected, there either exist new neighbors fulfilling Definition 1 or its suitor list  $S^{(i)}$  has changed with respect to  $S$ . The former case is covered in  $\text{EDGE\_REMOVAL}(u, v)$  by calling  $\text{FIND\_AFFECTED}(\cdot)$  for both  $u$  and  $v$ . Since both vertices are known to be locally affected, there exists a new suitor in their neighborhood, leading to updates to both  $S^{(i)}(u)$  and  $S^{(i)}(v)$ . For the latter case, the update paths traversed by  $\text{FIND\_AFFECTED}(\cdot)$  consequently identify all vertices for which  $S^{(i)}$  is changed by searching the neighborhood. We already covered in the proof of Lemma 8 that there exists no additional update path besides  $P_u$ ,  $P_v$ , and  $P_a$ . Since  $\text{FIND\_AFFECTED}(\cdot)$  traverses via the neighborhood of  $cu$ , a locally affected vertex cannot occur outside one of those update paths, so that no vertex outside of  $X$  changes its suitor lists. As a result,  $\text{DYN-B-SUITOR}$  successfully updates all locally affected vertices (and no others) after an edge removal.  $\square$

**Proposition 3.** *After  $\text{EDGE\_REMOVAL}(\cdot, \cdot)$  is finished,  $M^{(f)}$  equals the matching  $\tilde{M}$  computed using  $\text{B-SUITOR}$  on  $\tilde{G}$ .  $\tilde{M}$  is a  $(1/2)$ -approximation of the MWBM problem.*

*Proof.* Let  $e$  be the edge removed from  $G = (V, E)$  i.e.,  $\tilde{G} = (V, E \setminus \{e\})$ . After  $\text{B-SUITOR}$  is finished, Eq. (1) returns **None** for every node in  $\tilde{G}$ . In Lemmas 10, 11, and 13 we showed that the update paths for all possible cases in  $\text{EDGE\_REMOVAL}(e)$  together with  $\text{FIND\_AFFECTED}$  identify and update all locally affected vertices successfully.

Hence, after finishing  $\text{EDGE\_REMOVAL}(e)$ , for no vertex in  $\tilde{G}$  a better suitor according to Eq. (2) exists. Due to the tie-breaking rule, the resulting matching  $M^{(f)}$  is unique and therefore equals  $\tilde{M}$ . Following from Proposition 1, this  $b$ -matching is a  $(1/2)$ -approximation of a maximum weight  $b$ -matching.  $\square$

### B.3 DYN-B-SUITOR – Batch Updates

As already mentioned in Section 2.4,  $\text{DYN-B-SUITOR}$  also supports batch edge updates by applying multiple edge updates  $B = \{e_1, \dots, e_i\}$  in a loop using  $\text{EDGE\_INSERTION}(\cdot, \cdot)$  (or  $\text{EDGE\_REMOVAL}(\cdot, \cdot)$ , respectively) on  $\tilde{G}$ . To this end, we define two additional functions:  $\text{BATCH\_EDGE\_INSERTION}(\cdot, \cdot)$  (Algorithm 5) and  $\text{BATCH\_EDGE\_REMOVAL}(\cdot, \cdot)$  (Algorithm 6).

The process of handling multiple edge updates builds upon previous work by Angriman et al. [1] for 1-matchings. Both algorithms benefit from similar time-saving properties. While the time complexity is determined by the batch size, the empirical running time may benefit from synergies by updates non-empty overlaps between update path of different edge updates.

**Algorithm 5** Dynamic Batch Edge Insertion

---

```

1: procedure BATCHEDGEINSERTION( $G, B$ )
2:   Input: Graph  $G = (V, E)$ , a set of edges  $B \subseteq E$ 
3:   Output: New  $(1/2)$ -approximate  $b$ -matching  $M^{(f)}$ 
4:    $\tilde{E} \leftarrow E$ 
5:   for  $\{u, v\} \in B$  do
6:     if  $\omega(u, v) > \max\{\omega(u, S(u).min), \omega(v, S(v).min)\}$  then ▷ Lemma 1
7:        $\tilde{E} \leftarrow \tilde{E} \cup \{u, v\}$ 
8:        $\text{EDGEINSERTION}(\tilde{G} = (V, \tilde{E}), \{u, v\})$ 
9:     end if
10:  end for
11:   $M^{(f)} \leftarrow \{\{u', v'\} \in \tilde{E} \text{ s.t. } v' \in S^{(f)}(u') \wedge u' \in S^{(f)}(v')\}$ 
12: end procedure

```

---

**Algorithm 6** Dynamic Batch Edge Removal

---

```

1: procedure BATCHEDGEREMOVAL( $G, B$ )
2:   Input: Graph  $G = (V, E)$ , a set of edges  $B \subseteq E$ 
3:   Output: New  $1/2$ -approximate  $b$ -matching  $M^{(f)}$ 
4:    $\tilde{E} \leftarrow E$ 
5:   for  $\{u, v\} \in B$  do
6:      $\tilde{E} \leftarrow \tilde{E} \setminus \{u, v\}$ 
7:      $\text{EDGEREMOVAL}(\tilde{G} = (V, \tilde{E}), \{u, v\})$ 
8:   end for
9:    $M^{(f)} \leftarrow \{\{u', v'\} \in \tilde{E} \text{ s.t. } v' \in S^{(f)}(u') \wedge u' \in S^{(f)}(v')\}$ 
10: end procedure

```

---

**B.4 DYN-B-SUITOR - Proof of Theorem 1**

Recall that Theorem 1 states that DYN-B-SUITOR computes the same  $b$ -matching as B-SUITOR. Due to space constraints, we provide the proof here, using the results from Sections B.1 to B.3.

*Proof.* DYN-B-SUITOR is designed to support both edge insertions and removals for either single-edge updates or batches of updates. We have shown in Propositions 2 and 3 that for the single-edge update case, DYN-B-SUITOR produces the same  $b$ -matching as B-SUITOR for both edge insertion and edge removal. For batches of updates, BATCHEDGEREMOVAL( $\cdot, \cdot$ ) and BATCHEDGEINSERTION( $\cdot, \cdot$ ) use the logic of EDGEREMOVAL( $\cdot, \cdot$ ) and EDGEINSERTION( $\cdot, \cdot$ ) from the single-edge update case in a loop.  $M^{(f)}$  is set after all edges of the batch have been processed. As a result, when DYN-B-SUITOR is finished,  $M^{(f)}$  equals  $\tilde{M}$ .

## C Instance Statistics

	graph	nodes	edges	avg. degree
<i>Sparse</i>	human_gene2	14340	9027024	1259
	mouse_gene	45101	14461095	641.28
	cage14	1505785	25624564	17.02
	bone10	986703	35339811	71.63
	cage15	5154859	9444692	18.24
<i>Infra</i>	belgium	1216902	1563642	2.57
	austria	2621866	3082590	2.35
	poland	5567642	7200814	2.59
	france	11063911	13785539	2.49
	africa	23975266	31044959	2.59
	asia	57736107	72020649	2.49
<i>Social</i>	com-youtube	1134890	2987624	5.26
	petster-catdog-friend	623754	13991746	15.86
	flickr-growth	2302925	22838276	19.83
	soc-LiveJournal1	4846609	68475391	14.12
	orkut-links	3072441	117184899	76.28
<i>Random</i>	rmat-er	1048576	8388557	16.00
	rmat-b	1048576	8281690	15.80
	rmat-g	1048576	8377324	15.98
	hyp-24-1	16777216	167676501	19.99

**Table 2.** Datasets used for experimental results

All networks from the *Sparse* category are obtained from the Suite Sparse Matrix Collection [12]. Note that the directed networks **cage14** and **cage15** are converted into an undirected representation in which the edge weight corresponds to the weight of the directed edge  $(u, v)$  if  $u > v$ , while the edge  $(v, u)$  is dropped. In addition, we use the same road networks (based on OpenStreetMap) for the *Infra* category that were chosen by Angriman et al. [1]; the edge weights therein represent geographic distances. The networks for the *Social* category are obtained from KONECT [26] and their edges are assigned with uniformly random generated edge weights between 0.0 and 1.0, as only the connectivity of the initial graph is provided. The networks for the *Random* category are generated using the R-MAT generator from NetworKit [2]. R-MAT uses four probability parameters to steer the edge generation process; we use the same parameter values as in Refs. [19,25]: (i) the setting equivalent to the  $G(n, p)$  model **rmat-er** with equal probabilities (0.25, 0.25, 0.25, 0.25), (ii) **rmat-g** (0.45, 0.15, 0.15, 0.25), and (iii) **rmat-b** (0.55, 0.15, 0.15, 0.15). The generator uses a scale parameter of 20 and an edge factor of 8, resulting in graphs with  $2^{20}$  vertices and approximately  $8 \times 2^{20}$  edges. In addition we include a network based on the random hyperbolic model, resembling real-world complex networks. For this the generator from von Looz et al. [29] within NetworKit is used. The average degree is set to 20, and the exponent of the power-law distribution to 3. The edge weights follow a uniform continuous distribution.

## D Additional Experimental Results

### D.1 Locally Affected Vertices

The main influence for the algorithmic speedup of the dynamic algorithm is the number of locally affected vertices, reflecting the average update path length. In the following we examine the influence of both the batch size and value of  $b$  on the total number of locally affected nodes for the categories *Sparse*, *Infra*, *Social* and *Random*.

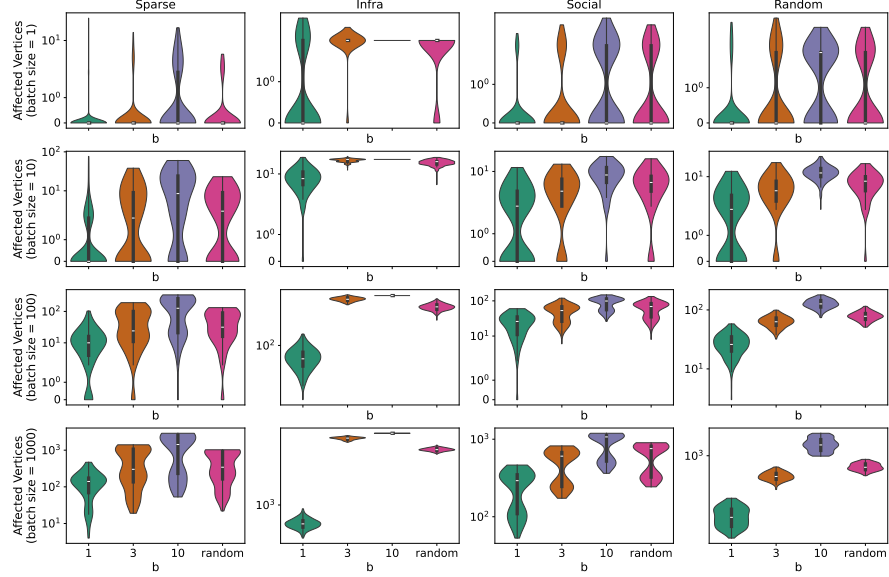
The results are shown in Appendix D.3 in Figures 5 (edge insertion) and 6 (edge removal), respectively. For single edge updates (insertion and removal combined), we see some variance in the maximum number of nodes (max path length), with networks from the *Sparse* category being the outlier with 31 locally affected nodes. The other categories are all below 10. This might be misleading, however, since for single updates the path length also depends on the chosen edge and the distribution of the min-entries in the suitor lists. When randomly drawing an edge from the network, its weight is likely to be near the median. Since B-SUITOR tries to maximize the overall matching weight, the *min*-entries in the suitor lists are more likely to be closer to the average, which is for most networks above the median. It is therefore likely that a randomly chosen edge does not necessarily influence the overall matching. Also other factors, such as the average degree, play a role here, especially for small values of  $b$ . As a result, the average path length for single edge updates is for all categories below 1 (avg: 0.65), with the highest value of 1.5 for networks from the *Infra* category. This is in line with the expectation based on the findings for the dynamic Suitor algorithm and given these networks have the lowest average node degree from the four categories. With increasing batch size, the number of locally affected vertices increases almost linearly, with an average of 680 for batch size  $10^3$ .

### D.2 Comparison With the Parallel B-SUITOR

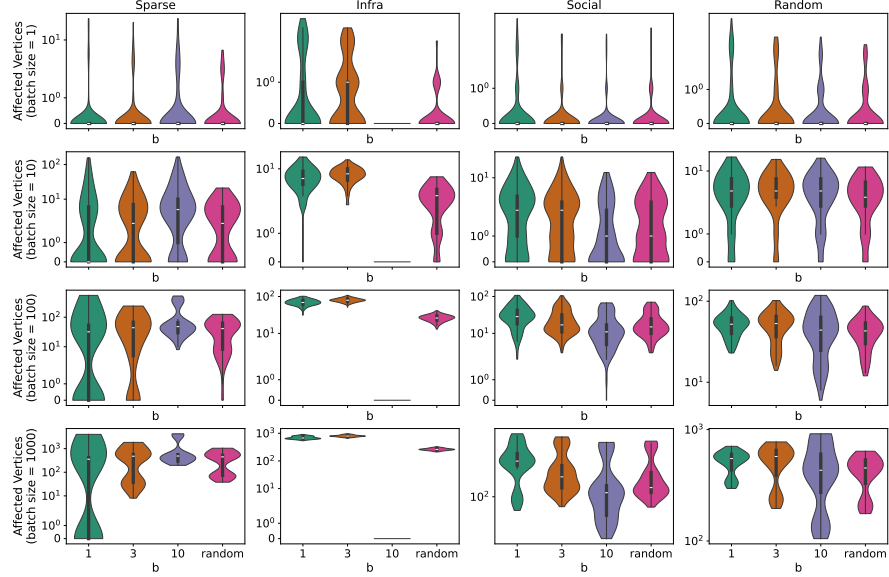
For completeness, we also compare against the parallel implementation of B-SUITOR, which is provided in the open-source framework ExaGraph [23]. Note that the parallel implementation shows good strong scaling behavior [23]. This is in line with our experimental results. On an AMD Epyc 9754 with 128 cores, the code achieves a parallel speedup of  $60\times$  compared to our sequential implementation of B-SUITOR. As shown in Figure 9, when comparing to DYN-B-SUITOR for single-edge updates, the average (geometric mean) acceleration by DYN-B-SUITOR(= algorithmic speedup) is  $3.7 \cdot 10^4$  over all instances. Networks from the *Infra* and *Random* category show the lowest speedup with  $2.3 \cdot 10^4$  and  $1.4 \cdot 10^4$ , respectively.

For batch sizes of  $10^3$ , the results remain consistent. The average algorithmic speedup of  $5.9 \cdot 10^1$ , again  $\approx 10^3 \times$  less than for single edge updates. Compared to the results in Section 4.2, we observe a larger variance in the algorithmic speedup when comparing to the parallel implementation of B-SUITOR in ExaGraph. This can be explained by the differences in the implementation of B-SUITOR in NetworKit and ExaGraph.

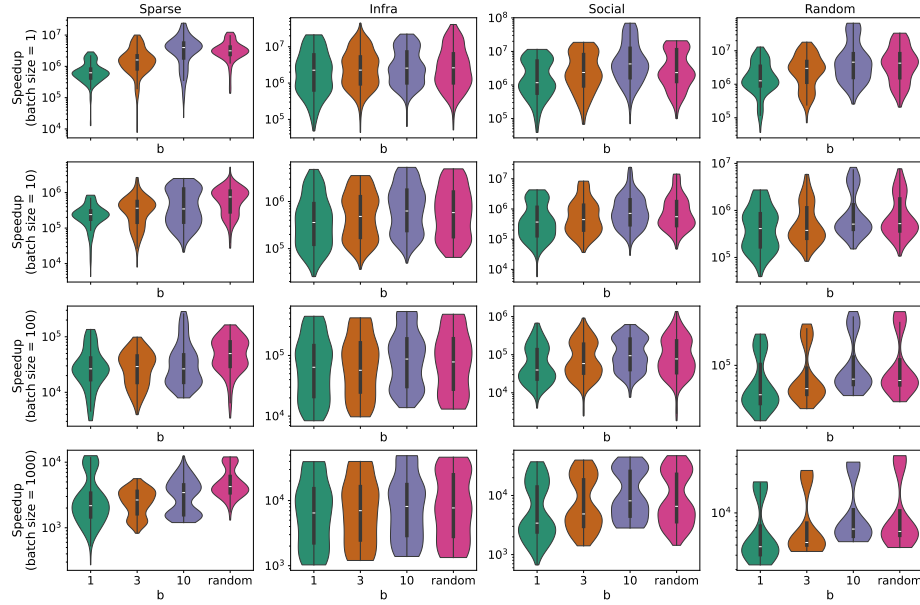
## D.3 Detailed Experimental Data



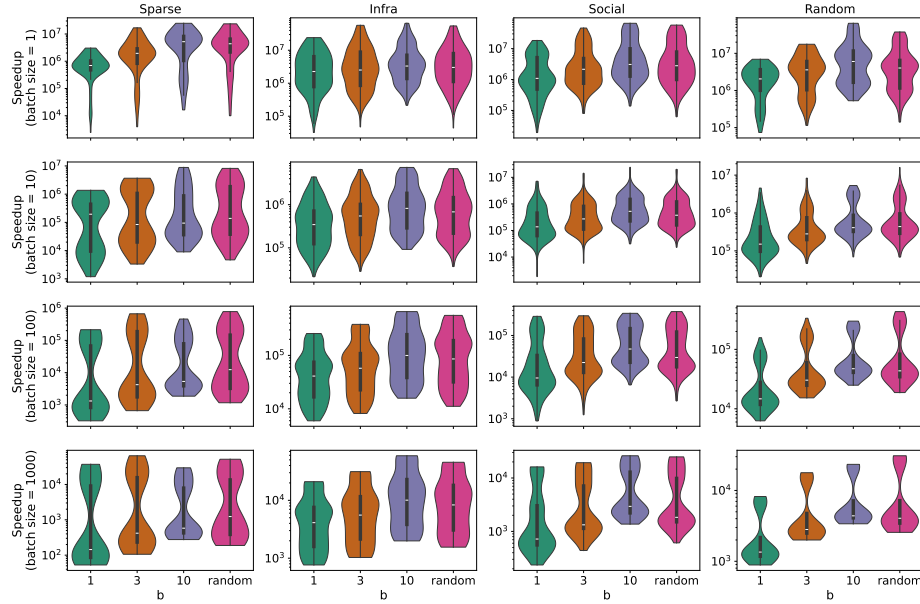
**Fig. 5.** Number of affected nodes for DYN-B-SUITOR for edge insertion for varying values of  $b$  (1, 2, 3, 10, random) and batch sizes ( $10^0, 10^1, 10^2, 10^3$ ).



**Fig. 6.** Number of affected nodes for DYN-B-SUITOR for edge removal for varying values of  $b$  (1, 2, 3, 10, random) and batch sizes ( $10^0, 10^1, 10^2, 10^3$ ).

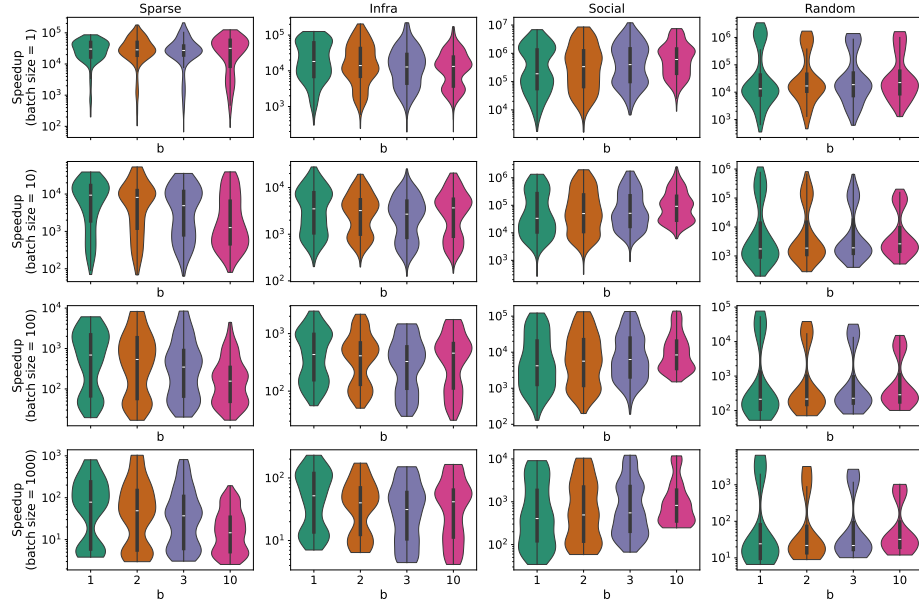


**Fig. 7. Speedup of DYN-B-SUITOR vs. B-SUITOR for edge insertion** for varying values of  $b$  (1, 2, 3, 10, random) und batch sizes ( $10^0, 10^1, 10^2, 10^3$ ).



**Fig. 8. Speedup of DYN-B-SUITOR vs. B-SUITOR for edge removal** for varying values of  $b$  (1, 2, 3, 10, random) und batch sizes ( $10^0, 10^1, 10^2, 10^3$ ).





**Fig. 9.** Speedup of DYN-B-SUITOR against parallel B-SUITOR for edge insertion for varying values of  $b$  (1, 2, 3, 10) und batch sizes ( $10^0, 10^1, 10^2, 10^3$ ).