

Charge density wave solutions of the Hubbard model in the composite operator formalism

Anurag Banerjee,¹ Emile Pangburn,¹ Chiranjit Mahato,² Amit Ghosal,² and Catherine Pépin¹

¹*Institut de Physique Théorique, Université Paris-Saclay, CEA, CNRS, F-91191 Gif-sur-Yvette, France*

²*Indian Institute of Science Education and Research Kolkata, Mohanpur, India-741246*

We investigate the charge density wave phase in the strongly correlated Hubbard model without any other broken symmetry phase. Starting from the atomic Hamiltonian with no hopping, we generate quasiparticle operators corresponding to holons and doublons in the strongly correlated limit of the repulsive Hubbard model. We develop a real space composite operator formalism using the equation of motion technique to include the intersite hopping perturbatively. Our fully self-consistent calculation stabilizes multiple unidirectional translation symmetry broken states within the doping range $\delta = 0.07$ to 0.2 . The charge-ordered states become increasingly unfavorable with hole-doping. The unidirectional density waves manifest as periodic modulations of half-filled Mott regions separated by hole-rich regions. Notably, density wave solutions with periods of 3 to 8 lattice spacing remain energetically higher than those with larger periods. Quenched disorder on the charge-ordered states induces the merging of the Mott regions and, consequently, forms short ranged charge modulations. The density of states shows signatures of strongly correlated Mott regions, potentially relevant to the physics of underdoped cuprates.

I. INTRODUCTION

Density wave orderings are common in quantum materials such as cuprates [1, 2], transition metal dichalcogenides [3], Kagome materials [4, 5], and twisted layered systems [6]. Particularly, in hole-doped cuprates, signatures of charge ordering are now well established [1, 7–15]. Studies at a around $(1/8)$ hole doping provide evidence of spatially modulated Mott (half-filled) regions [9]. Across the different families the reported value of the ordering wavelength varies between 3 to 6 lattice spacings, a_0 over the entire doping range [1, 2]. Generally, as doping increases, the ordering wavelength also increases [1] (except in La-based compounds), and superconducting correlations dominate. Recently, phase-sensitive measurements on various compounds indicate that bond-centered charge modulation best fits with a dominant d-form factor [14], although other CDW form factors are also reported [16]. Interestingly, multiple evidences suggest that CDW ordering exists independently from spin ordering, either at high temperatures [17] or under strong magnetic fields [18, 19].

The Hubbard model is the fundamental framework for studying strongly correlated systems and is widely regarded as the primary model for understanding cuprate superconductors. [20, 21]. As no exact solutions exist for the doped Hubbard model in two dimensions [20, 21], approximate numerical solutions often vary depending on accessible system size, temperature, and approximation schemes, making it challenging to predict ground state properties at finite dopings. To address such uncertainties, multimethod consensus [22, 23] studies are being conducted to clarify the key features of the doped Hubbard model solutions.

Stripes, characterized by periodic modulations of antiferromagnetic (AFM) regions where holes accumulate at AFM domain walls, emerged as one of the primary candidate ground state of the doped Hubbard model [24] even before its initial observation in cuprates [9]. A recent unrestricted Hartree-Fock analysis [25, 26] for intermediate repulsion revealed that vertical stripes are the ground state in doped

Hubbard systems over a wide doping range. In the strong coupling regime, approaches such as the Gutzwiller variational method [27], DMRG [23, 28–30], dynamical mean-field theory (DMFT) [31, 32] and slave bosons mean field theory [33] have all found vertical stripes around $(1/8)$ doping. These findings have been further corroborated by other numerical techniques, including infinite projected entangled pair states (iPEPS) [23, 34], auxiliary field Monte Carlo (AFQMC) [23, 35, 36], variational Monte Carlo (VMC) [37–39], and density matrix embedding theory (DMET) [23].

Despite broad agreement on the existence of translational symmetry breaking in the doped Hubbard model, the underlying mechanism and its relevance to cuprates remain contentious. For two leg-ladder usually no stripes are observed while SC correlations dominate [20, 40]. However, a multi-method study in four-leg ladder (and higher) suggests that stripes with a charge period of $8a_0$, without coexisting superconductivity [23, 41] at $(1/8)$ doping. Other studies have found charge stripes with period $5a_0$ as the most probable ground state [42] at the same doping. Furthermore, several calculations finds evidence for spatial inhomogenities of hole-rich and hole-poor regions in the doped Hubbard model [28, 43–45] and spin density waves with essentially homogeneous charge density [46].

However, the stability of charge density waves in the paramagnetic sector of the doped Hubbard model has yet to be thoroughly investigated. Additionally, recent study shows AFM correlations persist at higher temperatures even after stripe ordering is destroyed [47] indicating importance of the magnetic ordering for translation symmetry breaking. Recent studies also indicate that even weak next-neighbor hopping could shift the balance in favor of uniform d -wave superconductivity from stripes [36, 48]. Thus, the observation of charge ordering independent of magnetism in cuprates is difficult to reconcile within the stripe paradigm.

We investigate density wave ordering in the paramagnetic sector of the strongly correlated Hubbard model using composite operator formalism. While the slave boson techniques extend the charge-spin separation [33] concept from one-dimensional models leading to electron fractionalization into

emergent operators that carry portions of the electronic charge and spin, we adopt a complementary approach. Starting with the atomic Hamiltonian with no hopping ($t = 0$), we generate Hubbard operators that treat electrons as a sum of quasiparticles with identical charge and spin as electrons [49]. However, such excitations do not adhere to conventional bosonic or fermionic statistics. The hopping term is then introduced through a perturbation expansion using the equation of motion approach [50–54]. Our study centers on holon and doublon composite operators [55, 56], providing a natural framework for describing the paramagnetic sector. Such composite operator excitations have been used to examine uniform solutions in the Hubbard model, including Mott insulators [50, 51, 57], d-wave superconductivity [57–59], and antiferromagnetism [60], and have recently expanded to explore orbital-selective Mott phases [61, 62] and non-Fermi liquids [63]. Furthermore, recent ultra-cold atom simulations of the Fermi-Hubbard model highlight significant role of doublons and holes in the doped Hubbard systems [64–66].

To explore translational symmetry breaking in the doped strongly correlated Hubbard model, we develop a fully self-consistent real-space approach using the composite operator method (COM). For unidirectional charge density waves, we assume translation invariance along one direction to approach the thermodynamic limit. Finally, the full real-space treatment allows us to examine the impact of disorder on density wave solutions. Key physical quantities, such as the local density of states, provide valuable insights into the resulting solutions and offer opportunities for experimental comparison. The next section details the model and real-space composite operator formalism.

II. MODEL AND METHOD

We work with the Hubbard Hamiltonian, which is given by

$$\mathcal{H} = - \sum_{\langle ij \rangle, \sigma} (t_{ij} c_{i\sigma}^\dagger c_{j\sigma} + h.c.) + U \sum_i \hat{n}_{i\uparrow} \hat{n}_{i\downarrow} - \mu \sum_{i,\sigma} \hat{n}_{i\sigma}. \quad (1)$$

Here, $c_{i\sigma}$ ($c_{i\sigma}^\dagger$) annihilates (creates) an electron at site i with spin σ , where $\sigma = \uparrow, \downarrow$ for spin-1/2 electrons. The first term represents hopping between neighboring sites i and j , typically $t_{ij} = t$ if i and j are nearest neighbors; otherwise, zero. We set $t = 1$ in this work and all our energy scales are in the units of t . The second term accounts for on-site repulsion between electrons, characterized by the strength $U > 0$. The number operator is defined as $\hat{n}_{i\sigma} = c_{i\sigma}^\dagger c_{i\sigma}$, and the local electron density is the expectation value of the number operator, given by $n_{i\sigma} = \langle \hat{n}_{i\sigma} \rangle$. The last term represents the chemical potential μ , which fixes the average electron density of the system as $n = (1/N) \sum_{i,\sigma} n_{i\sigma}$, where N is the total number of lattice sites. We also define the doping of the system as $\delta = (1 - n)$. We conduct our study on a two-dimensional (2D) square lattice at low temperature $T \rightarrow 0$, where the inverse temperature is denoted by $\beta = 1/T$, with the Boltzmann constant set to unity. Our goal is to extract the single particle

electronic Greens function $\mathcal{G}(i, j, \omega)$ (and hence other physical quantities) in the strong correlation regime, i.e., $U \gg t$. We employ the equation of motion method for composite operators introduced in the next subsection.

A. Composite operator – equation of motion

In strong correlations, holons (ξ) and doublons (η) describe the quasi-fermionic excitations from the singly occupied ground state [49, 55].

$$\xi_{i,\sigma} = c_{i\sigma} (1 - n_{i,\bar{\sigma}}) \quad (2)$$

$$\eta_{i,\sigma} = c_{i\sigma} n_{i,\bar{\sigma}} \quad (3)$$

We define our $2N$ -component basis as

$$\Psi = (\xi_{1,\uparrow}, \dots, \xi_{N,\uparrow}, \eta_{1,\uparrow}, \dots, \eta_{N,\uparrow})^T \quad (4)$$

In the paramagnetic sector, one can assume the spin rotation symmetry of the composite operators. The matrix form of the imaginary time τ Green's function becomes

$$\mathbb{G}(\tau) = - \langle T_\tau (\Psi(\tau) \Psi^\dagger(0)) \rangle, \quad (5)$$

where T_τ is the usual time ordering operator. The equation of motion for the composite Green's function is given by

$$-\partial_\tau \mathbb{G}(\tau) = \delta(\tau) \mathbb{I}(0) + \mathbb{M}(\tau) \quad (6)$$

where we have defined the normalization matrix \mathbb{I} and \mathbb{M} -matrix as

$$\mathbb{I} = \langle \{ \Psi(0), \Psi^\dagger(0) \} \rangle, \quad (7)$$

$$\mathbb{M}(\tau) = - \langle T_\tau (\mathbf{j}(\tau) \Psi(0)) \rangle. \quad (8)$$

The current \mathbf{j} is given by $\mathbf{j}(\tau) = - [\mathcal{H}, \Psi](\tau)$. In the composite operator formalism, the currents can be approximated as

$$\mathbf{j}(\tau) \approx \mathbb{E} \Psi(\tau) \quad (9)$$

Here, \mathbb{E} denotes the energy matrix, ensuring the current remains proportional to and aligned with the defined basis, which holds in the atomic limit. However, the hopping term introduces higher-order operators. To close the equations, only the current along the composite operator, as defined in Eq. (4), is considered, while other terms are neglected. Using Eq. (6), Eq. (8) and Eq. (9) we get the definition of the \mathbb{E} -matrix and $\mathbb{M}(0)$ -matrix

$$\mathbb{M}(0) = \langle \{ \mathbf{j}(0), \Psi^\dagger(0) \} \rangle \quad (10)$$

$$\mathbb{E}(0) = \mathbb{M}(0) \mathbb{I}^{-1} \quad (11)$$

Putting Eq. (9) in Eq. (6), we obtain

$$-\partial_\tau \mathbb{G}(\tau) = \delta(\tau) \mathbb{I} - \mathbb{E}(0) \langle T_\tau (\Psi(\tau) \Psi^\dagger(0)) \rangle \quad (12)$$

$$(13)$$

Next we can Fourier transform from imaginary time τ to Matsubara frequency ω_n , and after making analytic continuation $i\omega_n \rightarrow \omega \pm i\epsilon$, we get advanced and retarded Green's function

$$\mathbb{G}^{R/A}(\omega) = [(\omega \pm i\epsilon)\mathbb{1} - \mathbb{E}]^{-1} \mathbb{I}, \quad (14)$$

where $\mathbb{1}$ is the identity matrix. Now we need to calculate the \mathbb{M} , \mathbb{I} and hence \mathbb{E} matrix to obtain the Green's function in the frequency domain for the Hubbard model.

B. Computation of E and M matrix

The currents for the composite operators are

$$\mathbf{j}_{i,\uparrow} = -\mu\xi_{i,\uparrow} - \sum_j t_{ij} \left(c_{j,\uparrow} - n_{i,\downarrow}c_{j,\uparrow} + S_i^- c_{j,\downarrow} - \Delta_i c_{j,\downarrow}^\dagger \right) \quad (15)$$

$$\begin{aligned} \mathbf{j}_{i+N,\uparrow} &= -(\mu - U)\eta_{i,\uparrow} \\ &+ \sum_j t_{ij} \left(-n_{i,\downarrow}c_{j,\uparrow} + S_i^- c_{j,\downarrow} - \Delta_i c_{j,\downarrow}^\dagger \right) \end{aligned} \quad (16)$$

where we have used $S_i^- = c_{i,\downarrow}^\dagger c_{i,\uparrow}$, $S_i^+ = c_{i,\uparrow}^\dagger c_{i,\downarrow}$, and $\Delta_i = c_{i,\uparrow} c_{i,\downarrow}$. For the paramagnetic basis, we can assume $\langle n_{i,\uparrow} \rangle = \langle n_{i,\downarrow} \rangle = n_i/2$. Using these currents we can calculate the component of the hermitian \mathbb{M} -matrix suppressing the spin-index as follows

$$\begin{aligned} \mathbb{M}_{i,j} &= -\delta_{ij} \left[\mu \left(1 - \frac{n_i}{2} \right) + \sum_l t_{il} e_{il} \right] \\ &- t_{ij} \left(1 - \frac{n_i + n_j}{2} + p_{ij} \right), \end{aligned} \quad (17)$$

$$\mathbb{M}_{i,j+N} = \delta_{ij} \sum_l t_{il} e_{il} - t_{ij} \left(\frac{n_j}{2} - p_{ij} \right), \quad (18)$$

$$\mathbb{M}_{i+N,j+N} = -\delta_{ij}(\mu - U)\frac{n_i}{2} - \delta_{ij} \sum_l t_{il} e_{il} - t_{ij} p_{ij}, \quad (19)$$

where we have introduced the following two expectation values on each bonds,

$$e_{ij} = \langle \xi_{j,\downarrow} \xi_{i,\downarrow}^\dagger \rangle - \langle \eta_{j,\downarrow} \eta_{i,\downarrow}^\dagger \rangle \quad (20)$$

$$p_{ij} = \frac{1}{2} \left(\langle n_{i,\downarrow} n_{j,\downarrow} \rangle + \langle S_i^- S_j^+ \rangle - \langle \Delta_i \Delta_j^\dagger \rangle + h.c. \right) \quad (21)$$

Finally we can calculate the \mathbb{I} -matrix, which is diagonal in the chosen basis

$$\mathbb{I}_{i,j} = \delta_{i,j} \left(1 - \frac{n_i}{2} \right), \quad (22)$$

$$\mathbb{I}_{i+N,j+N} = \delta_{i,j} \frac{n_i}{2}. \quad (23)$$

C. Calculating correlation function

The \mathbb{M} -matrix and the \mathbb{I} -Matrix depends on $(5N + 1)$ unknown parameters $(n_i, e_{ij}, p_{ij}, \mu)$. Note that to evaluate the

unknown parameter n_i and e_{ij} we only need the single particle on-site and nearest neighbor inter-site correlation functions. However, p_{ij} is a two-particle correlation function and is evaluated by Roth decoupling scheme [67]. In principle the correlation matrix for the full composite operator basis is given by,

$$\mathcal{C}_{\alpha\gamma} = - \int \frac{d\omega}{4i\pi} \left[1 + \tanh \left(\frac{\beta\omega}{2} \right) \right] \left(\mathbb{G}^R(\omega) - G^A(\omega) \right)_{\alpha\gamma}. \quad (24)$$

The Greek indices runs from 1 to $2N$ and hence all the spatial and composite operator correlations can be computed. We can compute the correlation by computing the ω integral in Eq. (24) analytically [52]. First, we write the spectral decomposition of the $\mathbb{E} = \mathbb{R}\mathbb{D}\mathbb{R}^{-1}$. Here \mathbb{R} is the matrix of right eigenvectors of \mathbb{E} and \mathbb{D} is the diagonal eigenvalue matrix. The difference of the retarded and advanced Green function becomes delta function integral in the limit $\epsilon \rightarrow 0$ thus using Eq. (14) in Eq. (24) can be written as

$$\mathcal{C}_{\alpha\gamma} = \frac{1}{2} \sum_{\kappa=1}^{2N} \left[1 + \tanh \left(\frac{\beta D_{\kappa\kappa}}{2} \right) \right] R_{\alpha\kappa} S_{\kappa\gamma} \quad (25)$$

where we defined $\mathbb{S} = \mathbb{R}^{-1}\mathbb{I}$.

However, since we restrict ourselves to nearest neighbor hoppings we require only the onsite and nearest intersite correlation function. For m and n integers from $m = \{0, 1\} = n$ the on-site correlations and the nearest neighbor δ correlations becomes

$$C_{m+1,n+1}^0(i) = \langle \Psi_{i+mN} \Psi_{i+nN}^\dagger \rangle = \mathcal{C}_{i+mN,i+nN}, \quad (26)$$

$$C_{m+1,n+1}^\delta(i) = \langle \Psi_{i+mN} \Psi_{i+\delta+nN}^\dagger \rangle = \mathcal{C}_{i+mN,i+\delta+nN}. \quad (27)$$

Using the correlation function we can write the density as

$$n_i = 2(1 - C_{11}^0(i) - C_{22}^0(i) - C_{12}^0(i) - C_{21}^0(i)) \quad (28)$$

And the $e_{i,i+\delta}$ parameter becomes,

$$e_{i,i+\delta} = C_{11}^\delta(i) - C_{22}^\delta(i). \quad (29)$$

Similarly, p_{ij} can be derived in terms of the on-site and intersite correlation function using Roth decoupling scheme presented in Appendix. [A 1]. The p_{ij} is composed of three distinct correlation functions, as given in Eq. (21). The $\langle n_{i,\downarrow} n_{j,\downarrow} \rangle$ is given in Eq. (A1). Similarly the $\langle S_i^- S_j^+ \rangle$ and $\langle \Delta_i \Delta_j^\dagger \rangle$ are presented in Eq. (A2) and Eq. (A3) respectively.

D. Self-consistency

In the translational invariant system, we Fourier transform to momentum space to derive self-consistency conditions (refer to Appendix (A 2)). This study focuses on unidirectional density wave patterns, where the system is uniform along one direction and modulated along the other. Thus, we perform a

Fourier transform along one axis (Appendix (A 3)). This reduces the number of self-consistent parameters to $(5N_x + 1)$, where N_x is the number of lattice points along the x direction, enabling the investigation of larger systems to access the thermodynamic limit. Such uniformity along one direction provides a considerable computational advantage to searching self-consistent solutions over the parameter space for the multiple wavevectors. Furthermore, such solutions are physically relevant as multiple methods establish unidirectional vertical stripes as a strong candidate low energy state of the doped Hubbard model [23, 36] as discussed above. A possible extension of the study is to study all charge orderings allowed by the symmetry of the square lattice.

For a given set of external parameters (n, U, T) , achieving convergence to a density wave solution involves choosing a trial solution modulated as follows

$$n_i = n + \chi \cos(q_x x_i), \quad (30)$$

where q_x is the trial wavevector and χ is the trial amplitude of the density modulations. We perform the self-consistency calculations as follows. We define the E -matrix by assuming an initial guess for the chemical potential μ , local densities $\{n_i\}$ at each site, and $\{e_{ij}\}$, $\{p_{ij}\}$ on every nearest neighbor bonds. Subsequently, we numerically diagonalize the E -matrix and determine the correlation function utilizing Eq.(26) and Eq.(27). We update the n_i using Eq.(28), recompute e_{ij} using Eq.(29), and obtain p_{ij} from Eq. (A1-A3) in Appendix (A 1). The average density n is fixed by the chemical potential μ . If the new values differ from the initial ones, we repeat the process with new parameter choices until achieving self-consistency on all variables at each site within a tolerance of $\zeta < 10^{-5}$.

E. Analysis of self-consistent solutions

We explore converged self-consistent solutions for different values of trial wavevector q_x and conduct a variational analysis to determine the state with the lowest energy per site (See Appendix. (B 1)). Furthermore, we obtain the bond density defined as $\tau_{ij} = \langle c_{i\sigma}^\dagger c_{j\sigma} \rangle$ to track the modulation of the bond density. The d-wave and extended s-wave component for the bond density order τ_{ij} .

$$\tau_{d(s)}(i) = \frac{1}{4} (\tau_{i,i+\hat{x}} + \tau_{i,i-\hat{x}} \mp \tau_{i,i+\hat{y}} \mp \tau_{i,i-\hat{y}}), \quad (31)$$

To determine the ordering wavevector of the site and bond density, we begin by computing the Fourier components of the variation in the ordering. The Fourier component for the local density is denoted by $\mathcal{S}(n)$ and τ_d by $\mathcal{S}(\tau_d)$. We define the primary wavevector of CDW (dBDW), $Q_n(Q_{\tau_d})$ as the strongest Fourier component of $n_i(\tau_d)$.

III. RESULTS

We present our findings for the 2D Hubbard model on a 120×120 square lattice with $U = 8t$. Our investigation cov-

ers doping levels ranging from $\delta = 0.07$ to $\delta = 0.2$, with a temperature of $T = 0.001t$. In addition to examining the uniform solution, we explore self-consistent unidirectional CDW ranging from $Q_n = (1/3) (2\pi/a_0)$ to very long wavelength charge modulations of $Q_n = (1/60) (2\pi/a_0)$ for each set of parameters. We vary the size of the system commensurate with wavelength $\lambda_n = (2\pi/Q_n)$ of the density wave modulations.

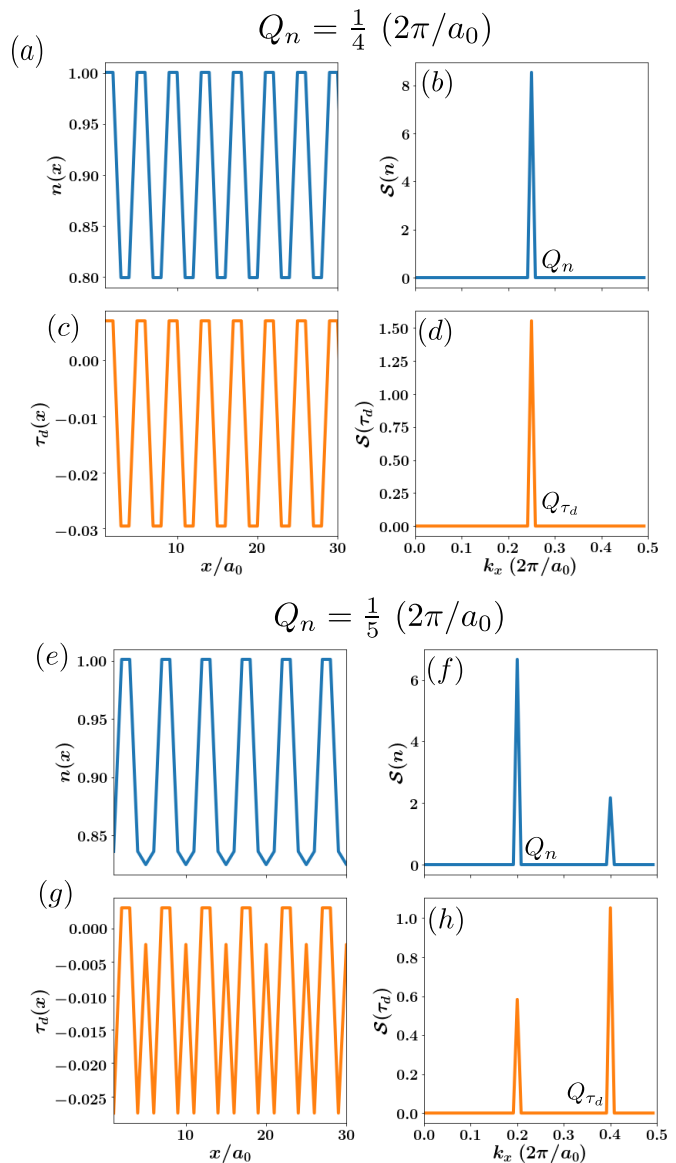


FIG. 1. Shows two representative spatial modulations and its Fourier transform for doping $\delta = 0.1$. (a-d) For $Q_n = 0.25$ and (e-h) $Q_n = 0.2$. (a) Shows the modulation of the density with period $4a_0$ and (b) shows the sharp peak at ordering wavevector $Q_n = 0.25$. (c) Shows the d-wave bond density modulations τ_d and (d) presents the Fourier transform of the same identifying the primary wavevector of modulation $Q_{\tau_d} = Q_n = 0.25$. (e-f) Presents the density profile (Fourier components) for $5a_0$ periodic CDW. A weak peak at $2Q_n$ is also observed. (g-h) Displays the d-wave density profile and its Fourier transform for the same solution as above with $Q_{\tau_d} = 2Q_n$.

A. Spatial profiles of modulated solutions

Our analysis uncovers multiple self-consistent density wave solutions. In Fig. (1), we present two such solutions for $\delta = 0.1$. Fig. (1a-d) illustrate the CDW solution with a periodicity of $4a_0$, while the (1e-h) depict the same for the $5a_0$ periodic density wave.

A common feature across all density wave solutions is the emergence of locally half-filled regions, where the local electron density reaches $n_i = 1$. Since double occupancies are penalized by the repulsive interaction U , the density never exceeds half-filling. Such formation of Mott regions necessitates other regions to fall below the average electron density, resulting in a square-wave like CDW profile, as seen in both Fig.(1a) and Fig.(1e). The number of holes per unit cell of the CDW modulations is $n_h \sim 0.4$ for $Q_n = 0.25$ and $n_h \sim 0.5$ for $Q_n = 0.2$, thus indicating to a hybridization of the holes across the Mott regions.

In Fig.(1b), we present the Fourier components of the CDW modulations, revealing a single peak at the anticipated ordering wavevector $k_x = 0.25(2\pi/a_0) \equiv Q_n$. This defines our primary wavevector Q_n as indicated. Similarly, in Fig.(1f), the strongest peak appears at the expected $k_x = 0.2 \equiv Q_n$, along with higher harmonics of oscillations at $k_x = 0.4$.

We illustrate the spatial characteristics of the d-wave bond density τ_d in Fig.(1c) and Fig.(1f) alongside the corresponding density profiles. Remarkably, the dBDW captures the local fluctuations of the density. Due to mild density variations in the low-density regions of Fig. (1), the τ_d pattern becomes distinct from the density profile. However, in our analysis, the dBDW pattern remains primarily governed by the density wave structure.

In Fig.(1d), we observe the same dominant wavevector, such that $Q_n = Q_{\tau_d}$. However, in Fig.(1h), the dominant wavevector is doubled, with $Q_{\tau_d} = 2Q_n$. Similar features are observed for solutions with longer periods of modulations because they exhibit density variations in spatially hole-rich regions. The density profile deviates from the square wave as it becomes rounded in the hole-rich region for $Q_n = 0.2$. The density variation, in turn, leads to oscillatory domains in τ_d in the hole-rich region in Fig. (1g), leading to the doubling of periodicity of d-wave BDW.

We discuss the characteristics of the bond density in the extended s-wave, which we have not depicted here. The τ_s reduces in the spatially half-filled regions and amplifies in the hole-rich regions, mirroring the local density profile but out of phase. Consequently, the dominant ordering wavevector for sBDW is $Q_{\tau_s} = Q_n$ for all the converged solutions.

B. Doping dependence of energy

In Fig. (2), we compare the energy of the converged solutions for three doping values. We examine the energy difference, $\delta E = (E_{\text{uni}} - E_Q)$, where E_{uni} represents the energy of the self-consistent uniform solution with $n_i = \rho$ for all sites, and E_Q is the energy of a specific converged modulated solution. We present the energy dependence of Q_n and Q_{τ_d} for

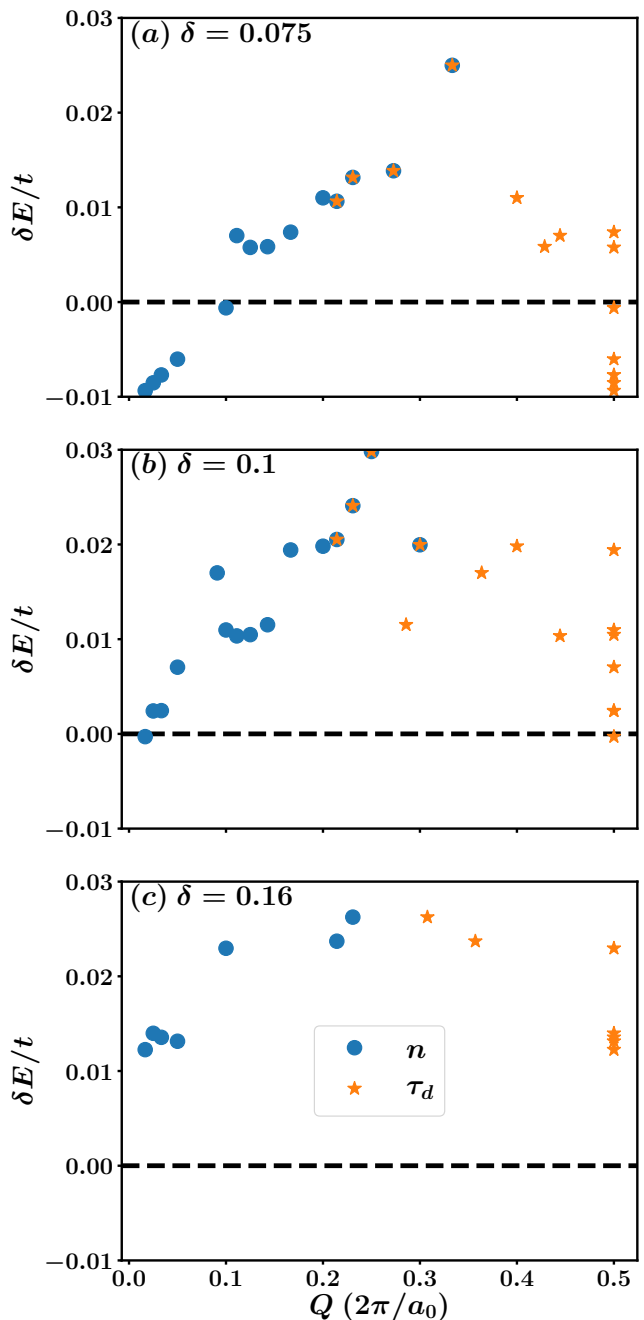


FIG. 2. Comparison of difference of energies of the modulated solution with wavevector Q_n and Q_{τ_d} against the uniform solution shown in dashed lines. As doping increases the modulated solution becomes energetically unstable.

particular solutions, where a single solution can possibly have a different dominant wavevector for density modulations and τ_d as shown in Fig.(1).

All density wave solutions lie energetically within the $\Delta E \sim 0.03t$ range. In Fig.(2a) and Fig.(2b), we find solutions in the range $\lambda_n = 4a_0$ to $3a_0$ i.e. $Q = 0.2$ to 0.33 where Q_n and Q_{τ_d} overlap for a given solution. The same solutions have different dominant wavevectors for electron density and

τ_d in the case of stripes with longer wavelength.

As doping increases, the modulated solutions become less favorable energetically, and only self-consistency with only longer periodicity is achieved. Finally, for doping $\delta = 0.2$, we cannot converge to the density wave solutions. Notably, the solutions with a periodicity of $3a_0$ to $5a_0$ become unstable at high doping, as shown in Fig. (2c).

The CDW with the largest periodicity λ_n is energetically favorable at low dopings. Hence, our analysis reveals that strong electronic repulsion create the half-filled modulated charge density wave with a long wavelength indicating a tendency of bunching up of holes. However, for $\delta = 0.07$ to $\delta = 0.12$, the CDW with $3a_0$ to $8a_0$ period also remains energetically close to the ground state solutions. As doping increases, the uniform solutions become favored over the density wave ones. While the energetically favorable solutions are generally more relevant, the following subsections delve into the physical implications of short-wavelength density wave solutions of period $4a_0$ to $8a_0$.

C. Local density of states

In Fig. (3a), we display the site-averaged low-energy density of states for the $Q_n = 0.25$ CDW solution at $\delta = 0.1$. We only display the lower Hubbard band in the Fig. (3a). At the Fermi energy no gap is observed hinting the the system remains metallic for such density wave solutions. Notably sharp excitation peaks are evident at negative energies, labeled and colored as E_2 . We discuss below that they arise due to the local half-filled regions, i.e. it is the energy required to extract electrons from the Mott regions regions. Additionally there are no such corresponding strong peaks observed at positive energies, colored and labeled as E_3 , as it is not possible to insert electrons without going in to the upper Hubbard band. The energy ranges are colored in Fig. (3a) and next we try to explore the local density of states at these marked energy ranges.

We present the spatially resolved local density of states (LDOS) and compare it with the local electron density profiles in Fig. (3b-d). The LDOS is integrated over an energy range given by

$$\bar{\mathcal{N}}(E_n, x) = \int_{\omega \in E_n} \mathcal{N}(\omega, x) d\omega \quad (32)$$

In Fig. (3b) the low-energy excitations around the Fermi energy labeled as E_1 consistently emerge in the hole-rich regions. It indicates that extracting and inserting electrons in to the Mott regions is severely restricted around the E_F . However, up on increasing the negative bias it becomes possible to extract electrons from the half-filled regions. In Fig.(3c), the LDOS peaks precisely at the Mott regions, indicating that at E_2 , electrons are extracted from the Mott regions. However, inserting electrons into the Mott regions at $E_3 = -E_2$, as shown in Fig.(3d) is suppressed. This suppression occurs because creating double occupancies requires much larger energy excitation, $E \sim U$ leading to a pronounced asymmetry

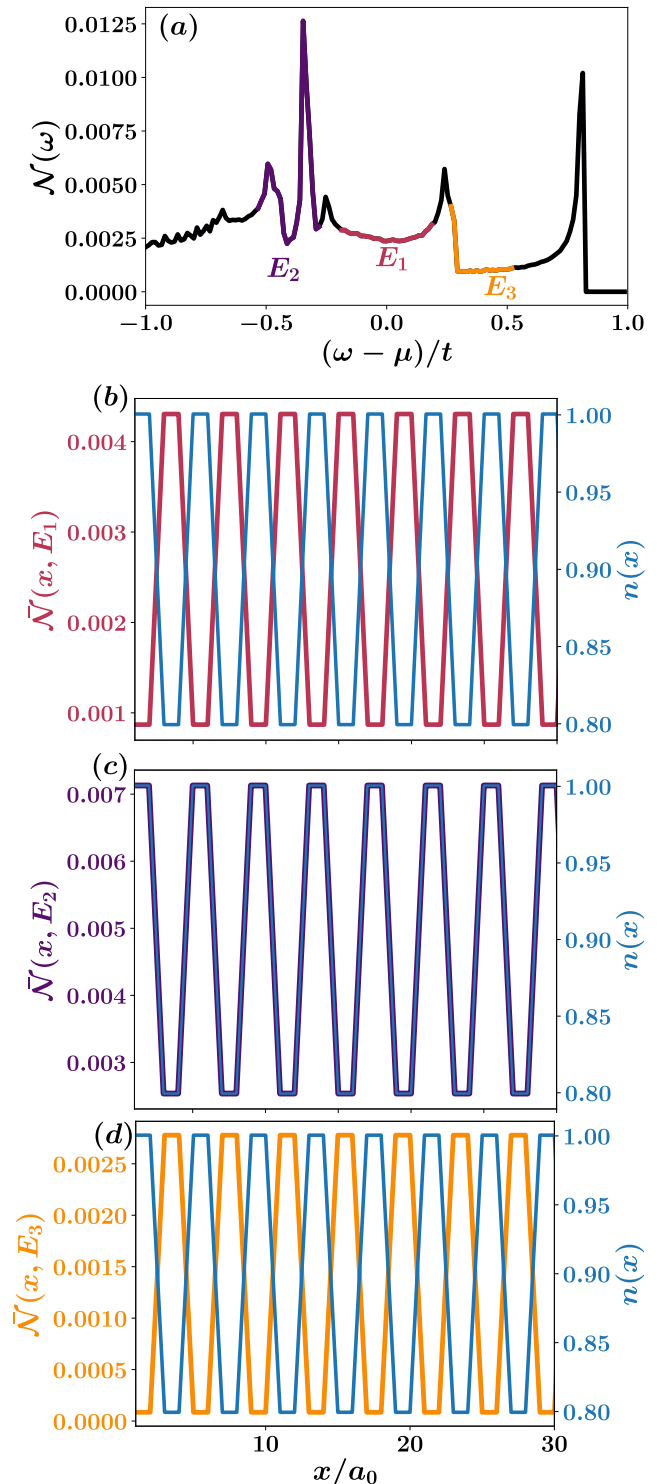


FIG. 3. (a) Shows the site-averaged density of states $\mathcal{N}(\omega)$ of the CDW solution at $\delta = 0.1$ with $Q_n = 0.25 = Q_{\tau_d}$. Here we mark three energy ranges, E_1 near the Fermi energy, E_2 at the negative energy and E_3 at positive energy. (b) Integrated LDOS at E_1 (c) E_2 and (d) E_3 compared with the local electron density profile. The extraction of electrons from the Mott regions requires $\sim E_2$ energy.

in the excitation spectrum of such strongly correlated CDW state.

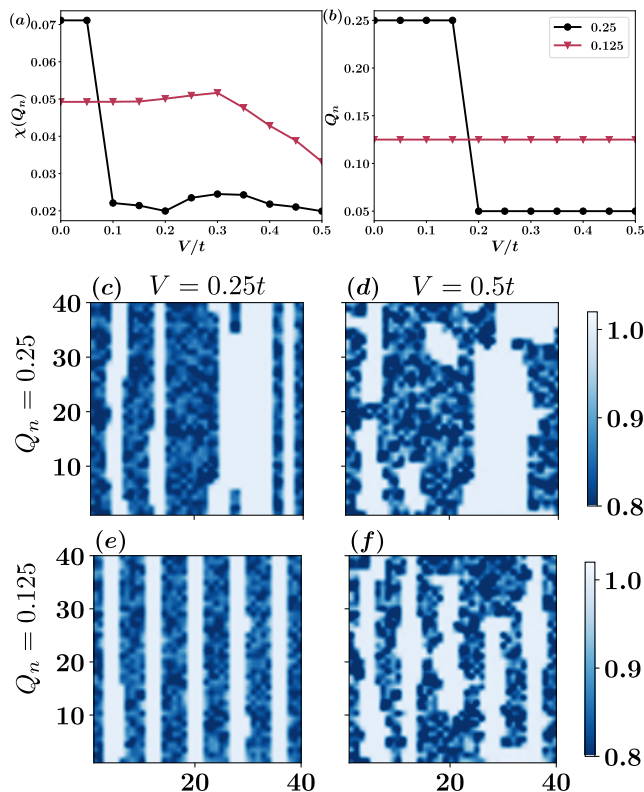


FIG. 4. (a) Displays the strength of the CDW ordering with increasing disorder strength for two different self-consistent solutions $Q_n(V=0)$ at $\delta = 0.1$ in a 40×40 system. (b) Shows the ordering wavevector variation as disorder increases. The CDW with a longer wavelength demonstrates resilience to disorder. (c) Shows the spatial electron density profile with disorder $V = 0.25t$ for $Q_n(0) = 0.25$ (d) Displays the same for $V = 0.5t$. (e) Shows local density for $V = 0.3t$ for $Q_n(0) = 0.125$. (f) Same for $V = 0.5t$.

D. Effect of disorder on stripes CDW

We then examine the effect of quenched disorder on unidirectional CDW. In cuprates, inherent inhomogeneities typically lead to short-range unidirectional density modulations (approximately $10a_0$ to $100a_0$) [1, 2]. While quenched disorder disrupts long-range order by acting as random fields for phases with broken translational symmetry [68], it can also pin dynamic CDW fluctuations, making them observable through local scanning tunneling probes [2].

We start the calculations with the self consistent density wave solution obtained in the previous section and introduce disorder V_i on each lattice site. The disorder is randomly chosen from a uniform box distribution $V_i = [-V/2, V/2]$, with V representing the strength of the disorder. We simulate the system on a 40×40 lattice at $\delta = 0.1$, averaging the results over 20 independent configurations.

Fig. (4a) illustrates the evolution of the strength of CDW order $\chi(Q_n)$ as a function of disorder, for two different Q_n of the clean system i.e. at $V = 0$. The strength of the CDW ordering peak diminishes upon disordering the system. However, CDWs with shorter $Q_n(V = 0)$ (larger period) exhibit greater resilience to disorder. In 2D systems, long-range CDW order is expected to be destroyed by any finite disorder, leading to inhomogeneous regions or “puddles” [69, 70]. The greater resilience of long wavelength CDW to the disorder indicates a tendency to form larger puddles of the coherent charge modulations only. In Fig. (4b), we present the dominant wavevector of the CDW modulation, extracted from the Fourier components of the electron density profile. As the disorder strength increases, the ordering wavevector diminishes. However, the dominant ordering of $Q_n = 0.125$ remains stable up to higher V .

We depict the CDW profile for two $Q_n(0)$ values at two disorder strengths to visually compare their local effects. Interestingly, remnants of the uniform charge modulation from clean systems persist even in disordered environments, as shown in Fig (4c-f). In Fig. (Fig.(4c), even for weak disorder, some of the Mott regions vanish, and some half-filled regions merge, creating a larger puddle. As disorder increases, such merging occurs at several locations, and the CDW profile loses its initial coherent modulation pattern completely (Fig.(4d)).

For $Q_n = 0.125$, merging does not occur at weak disorder due to larger hole-rich regions between the two Mott regions. However, the disorder impacts the domain wall, as evident in Fig.(4e). Upon increasing the disorder strength in Fig.(4f), the CDW local pattern becomes more inhomogeneous. Apparently, the original ordering is retained up to $V = 0.5t$ which can be a finite size effect. Our results suggest that disorder destroys some Mott regions and creates larger puddles of Mott regions by merging nearby ones and hence reduces the wavevector of modulations.

IV. DISCUSSIONS

Using the composite operator formalism for the Hubbard model, we find multiple paramagnetic unidirectional density waves within the doping range $\delta = 0.07$ to 0.2 for $U = 8t$. We have checked that the density wave solutions becomes more energetically favorable for larger Hubbard interaction $U = 12t$. In Appendix. (C), we show the evolution of different solutions as a function of U for $\delta = 0.125$ and compare it with other numerical calculations. Below $\delta = 0.07$, it becomes difficult to converge on short-period density wave solutions using our method. As doping decreases, uniform solutions become more favorable than CDW states.

Furthermore, our analysis demonstrates a density wave pattern with local Mott regions separated by hole-rich sites. Intriguingly, stabilizing any density wave solution requires the formation of such strictly half-filled regions. Methods such as Hartree-Fock [25] and DMRG [23, 29] depend on the emergence of antiferromagnetic domains to facilitate translation symmetry breaking and displays a smoother density modu-

lations. Note that the Hubbard operator formalism starts with the atomic Hamiltonian, assuming a singly occupied state on each site due to large U , with hopping treated as a perturbation. Consequently, enhanced charge transfer between the Mott and hole-rich regions thus forming a smoother interface possibly requires higher-order correction terms in the composite operators. Such nearly half-filled regions are also likely to display AFM ordering at lower temperatures, similar to stripe phases. However, the translation symmetry breaking can persist independent of the spin ordering.

Our calculations reveal that unidirectional density wave orders with a large periodicity represent the most favorable state in the paramagnetic sector of the Hubbard model. This suggests a natural tendency for holes to cluster together, hinting at the possibility of phase separation into hole-rich and hole-poor regions, a concept proposed as candidate ground state for the doped Hubbard model [45, 71]. Notably, uniform solutions within the composite operator formalism using Roth decomposition have exhibited negative compressibility near half-filling [58, 59], suggesting a tendency toward stripe formation or phase separation. The inhomogeneous solution in this study reveals the emergence of unidirectional density wave orders while leaving the investigation of bi-directional density wave ordering and phase separation for future work.

In contrast, recent studies indicate that density modulations with an $8a_0$ period, coexisting with antiferromagnetic spin ordering, are the most stable state [23, 36] for $U = 8t$ to $12t$ at $\delta = 0.125$. Notably, longer periodicity cannot be extensively explored in those works due to limitations in system size. Numerical density wave solutions with a given periodicity are strongly biased by finite-size calculations, where commensurate lattice sizes play a crucial role. Therefore, studies with large system sizes are necessary to eliminate the boundary effect biases. Our self-consistent strong-coupling approach can handle large system sizes, though it currently overlooks higher-order effects of hopping in the current and self-energy corrections. Indeed, such corrections are expected to influence the stability of CDW with different wavevectors.

While it is still debated whether the pure Hubbard model captures the phenomenological details of the physics of the cuprates, we demonstrate the possible, stable density wave ordering without AFM background. In cuprates, density modulations are generally observed with a much shorter periodicity of $3a_0$ to $6a_0$. Our findings indicate that quenched disorders merges the nearby Mott regions and form larger half-filled regions. Such formation of short ranged puddles of charge modulations due to impurities does not reduce the dominant periodicity observed for the clean system. We study nearest-neighbor interactions, however, it progressively kills CDWs with shorter wavelength in our formalism (See Appendix (A 4)). Past works [27] have shown that long-range Coulomb interaction can reduce the tendency of phase separation and favor density wave solutions. Additionally, the competition of phase separation of hole-rich and hole-poor regions with anti-ferromagnetism [60] and pairing modulation tendencies [57–59, 72] remains to be addressed in future studies.

V. ACKNOWLEDGEMENT

The authors thank M.Vojta, S. Zhang, H. Freier, and L.Haurie for useful discussions and suggestions regarding the draft. The authors acknowledges funding from CEPIFRA (Grant No. 6704-3). The calculations are performed on the IPhT Kanta cluster.

Appendix A: Details of composite operator formalism

1. Roth decoupling

We employ the Roth decoupling scheme [67] to calculate two-point correlation functions such as density-density, spin-spin, and pair-pair correlations as expressed in Eq. (21), thereby determining p_{ij} in terms of both on-site and inter-site correlations. The formalism for the same is outlined in Ref. [62, 67]

Applying this decoupling scheme we calculate the two point static correlation $\langle n_i n_{i+\delta} \rangle$, $\langle S_i^- S_{i+\delta}^+ \rangle$ and $\langle \Delta_i \Delta_{i+\delta}^\dagger \rangle$

$$\langle n_i n_{i+\delta} \rangle = \frac{-\rho_{i,i+\delta}^S}{1 - \phi_i^2} + \left[\frac{n_{i+\delta}}{2(1 + \phi_i)} \times \left(1 - \frac{2(C_{11}^0(i) + C_{21}^0(i))}{2 - n_i} \right) \right] \quad (\text{A1})$$

$$\langle S_i^- S_{i+\delta}^+ \rangle = \frac{-\rho_{i,i+\delta}^S}{1 + \phi_i} \quad (\text{A2})$$

$$\langle \Delta_i \Delta_{i+\delta}^\dagger \rangle = \frac{\rho_{i,i+\delta}^\Delta}{1 + \phi_i} \quad (\text{A3})$$

Here we have defined the following variables

$$\phi_i = \frac{2}{n_i} (C_{12}^0(i) + C_{22}^0(i)) - \frac{2}{2 - n_i} (C_{11}^0(i) + C_{21}^0(i)) \quad (\text{A4})$$

$$\rho_{i,i+\delta}^\Delta = \frac{2}{2 - n_{i+\delta}} (C_{11}^\delta(i) + C_{21}^\delta(i)) (C_{22}^\delta(i) + C_{21}^\delta(i)) + \frac{2}{n_{i+\delta}} (C_{12}^\delta(i) + C_{22}^\delta(i)) (C_{11}^\delta(i) + C_{12}^\delta(i)) \quad (\text{A5})$$

$$\rho_{i,i+\delta}^S = \frac{2}{2 - n_{i+\delta}} (C_{11}^\delta(i) + C_{12}^\delta(i)) (C_{11}^\delta(i) + C_{21}^\delta(i)) + \frac{2}{n_{i+\delta}} (C_{22}^\delta(i) + C_{12}^\delta(i)) (C_{22}^\delta(i) + C_{21}^\delta(i)) \quad (\text{A6})$$

2. Uniform systems

For translationally invariant systems we perform Fourier transform in \mathbf{k} -space, with all $n_i = n$, $p_{ij} = p$ and $e_{ij} = e$. The M -matrix becomes,

$$\mathbb{M}_{1,1}(\mathbf{k}) = -\mu \left(1 - \frac{n}{2}\right) - 4te - \alpha(\mathbf{k})(1 - n + p) \quad (\text{A7})$$

$$\mathbb{M}_{1,2}(\mathbf{k}) = 4te - \alpha(\mathbf{k}) \left(\frac{n}{2} - p\right) = \mathbb{M}_{2,1}(\mathbf{k}) \quad (\text{A8})$$

$$\mathbb{M}_{2,2}(\mathbf{k}) = -(\mu - U) \frac{n}{2} - 4te - \alpha(\mathbf{k})p \quad (\text{A9})$$

where for square lattice with nearest neighbor hopping $\alpha(k_x, k_y) = 2t(\cos(k_x) + \cos(k_y))$. Whereas 2×2 I -matrix is diagonal and independent of k given by

$$\mathbb{I}_D = \left(1 - \frac{n}{2}, \frac{n}{2}\right) \quad (\text{A10})$$

Following Ref. [57] one can arrive at the self-consistency equations. The uniform solutions remains a solution even in real space calculations as expected.

3. Unidirectional translation symmetry

To study unidirectional density wave states, one can assume system has translation invariance along say y direction such that k_y is a good quantum number. In this case, all quantities depends on k_y and on the position along the $i = [1, N_x]$. We can partially Fourier transform the M -matrix of size $2N_x \times 2N_x$ for each k_y

$$\begin{aligned} \mathbb{M}_{i,j}(k_y) = \delta_{ij} & \left[-\mu \left(1 - \frac{n_i}{2}\right) - 2te_i^y - \sum_l t_{il} e_{il}^x \right] \\ & - \alpha(k_y) \delta_{ij} (1 - n_i + p_i^y) \\ & - t_{ij} \left(1 - \frac{n_i + n_j}{2} + p_{ij}^x\right), \end{aligned} \quad (\text{A11})$$

$$\begin{aligned} \mathbb{M}_{i,j+N}(k_y) = 2t\delta_{ij} e_i^y & + \sum_l t_{il} e_{il}^x \\ & - t_{ij} \left(\frac{n_j}{2} - p_{ij}^x\right) - \alpha(k_y) \delta_{ij} \left(\frac{n_i}{2} - p_i^y\right), \end{aligned} \quad (\text{A12})$$

$$\begin{aligned} \mathbb{M}_{i+N,j+N}(k_y) = -(\mu - U) \delta_{ij} \frac{n_i}{2} & - \delta_{ij} \sum_l t_{il} e_{il}^x \\ & - 2t\delta_{ij} e_i^y - t_{ij} p_{ij}^x - \alpha(k_y) \delta_{ij} p_i^y, \end{aligned} \quad (\text{A13})$$

where $\alpha(k_y) = 2t \cos(k_y)$. The rest of the formalism can be derived from Ref. [57, 62] and closely following the real-space description in the main text.

4. Nearest neighbor repulsion

To simulate some non-local interactions we add another interacting term to the Hubbard Hamiltonian which is nearest neighbor repulsion between electrons, with the strength

$W > 0$. The Hamiltonian thus becomes,

$$\begin{aligned} \mathcal{H} = - \sum_{\langle ij \rangle, \sigma} \left(t_{ij} c_{i\sigma}^\dagger c_{j\sigma} + h.c. \right) & + U \sum_i \hat{n}_{i\uparrow} \hat{n}_{i\downarrow} \\ & + W \sum_{\langle ij \rangle, \sigma\sigma'} \hat{n}_{i\sigma} \hat{n}_{j\sigma'} - \mu \sum_{i,\sigma} \hat{n}_{i\sigma}. \end{aligned} \quad (\text{A14})$$

We assume the following strong correlation regime $U \gg t$ and $U \gg W$. In this regime we can use the same $2N$ -component paramagnetic basis ignoring higher order composite operators. The W -term will then introduce corrections to the M -matrix, denoted as $\delta_W M$.

$$\begin{aligned} \delta \mathbb{M}_{i,j} = \delta_{ij} \sum_l W_{il} (n_l - \langle n_{i,\downarrow} n_{l,\downarrow} \rangle - \langle n_{i,\downarrow} n_{l,\uparrow} \rangle) \\ - W_{ij} \left(-\langle c_{i,\uparrow} c_{j,\uparrow}^\dagger \rangle + \langle c_{i,\uparrow} \eta_{j,\uparrow}^\dagger \rangle + \right. \\ \left. \langle \eta_{i,\uparrow} c_{j,\uparrow}^\dagger \rangle - \langle \eta_{i,\uparrow} \eta_{j,\uparrow}^\dagger \rangle \right) \end{aligned} \quad (\text{A15})$$

$$\delta \mathbb{M}_{i,j+N} = W_{ij} \left(\langle c_{i,\uparrow} \eta_{j,\uparrow}^\dagger \rangle - \langle \eta_{i,\uparrow} \eta_{j,\uparrow}^\dagger \rangle \right) \quad (\text{A16})$$

$$\begin{aligned} \delta \mathbb{M}_{i+N,j+N} = \delta_{ij} \sum_l W_{il} (\langle n_{i,\downarrow} n_{s_j,\downarrow} \rangle + \langle n_{i,\downarrow} n_{j,\uparrow} \rangle) \\ + W_{ij} \langle \eta_{i,\uparrow} \eta_{j,\uparrow}^\dagger \rangle \end{aligned} \quad (\text{A17})$$

Here, W_{ij} is defined as $W_{ij} = W \delta_{\langle ij \rangle}$, meaning it is non-zero only for neighboring sites. Following the formalism presented in the main text we can generate density wave order for non-zero nearest neighbor repulsion.

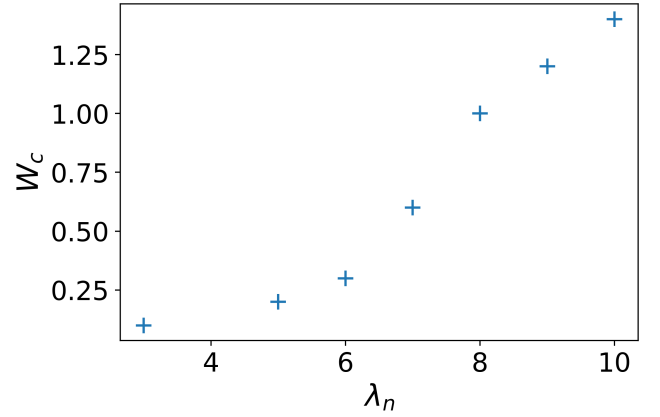


FIG. 5. The critical nearest neighbor repulsion for which a density wave solution of periodicity λ_n gets killed for $U = 8t$, $\delta = 0.1$. The W_c increases for larger wavelength W , indicating that shorter wavelengths cannot be favorable with just nearest neighbor repulsion.

Starting from the CDW solutions at $W = 0$ presented in the main text, we gradually increase the nearest-neighbor repulsion and observe that the density wave solutions become unstable as this repulsion grows. In Fig. (5), we plot the critical value W_c , at which the CDW transitions to a uniform state as a function of the density wave wavelength λ_n . The increase in W_c indicates that nearest-neighbor repulsion cannot stabilize shorter-wavelength solutions by eliminating

longer-wavelength ones. Additionally, we track the energy per site, showing that solutions with longer periodicity consistently have lower energy than those with shorter wavelengths.

Appendix B: Physical quantities within composite operator method

1. Energy per site

The expectation value of the Hamiltonian gives the energy per site.

$$E = -t \sum_{\langle ij \rangle, \sigma} \langle c_{i\sigma}^\dagger c_{j\sigma} + h.c. \rangle + U \sum_i \langle \hat{n}_{i\uparrow} \hat{n}_{i\downarrow} \rangle \quad (\text{B1})$$

The first term is the kinetic energy, and the second term is the potential energy. The kinetic energy is rewritten as

$$\mathcal{K} = t \sum_{\langle ij \rangle, \sigma} \langle c_{j\sigma} c_{i\sigma}^\dagger \rangle + \langle c_{i\sigma} c_{j\sigma}^\dagger \rangle \quad (\text{B2})$$

Replacing $c = \xi + \eta$ and then rewriting everything in terms of correlation functions, at $T \rightarrow 0$, we get,

$$\mathcal{K}_{i,\delta} = 2t \sum_{m,n=1}^2 C_{mn}^\delta(i), \quad (\text{B3})$$

So total Kinetic energy becomes $\mathcal{K} = \sum_{i,\delta} \mathcal{K}_{i,\delta}$.

Next, the potential energy is given by $\mathcal{U} = UD$, where D is the double occupancy of the system

$$\begin{aligned} \mathcal{U} &= U \sum_i \langle c_{i\uparrow}^\dagger c_{i\uparrow} c_{i\downarrow}^\dagger c_{i\downarrow} \rangle \\ &= U \sum_i \frac{1}{2} (n_i - 2C_{22}^0(i) - C_{12}^0(i) - C_{21}^0(i)). \end{aligned} \quad (\text{B4})$$

The total energy per site is given by $E = (\mathcal{K} + \mathcal{U})/N$.

Similarly the bond density, $\tau_{i,i+\delta} = \langle c_{i\sigma}^\dagger c_{i+\delta,\sigma} \rangle$ can be evaluated from

$$\tau_{i,i+\delta} = - \sum_{m,n=1}^2 C_{mn}^\delta(i) \quad (\text{B5})$$

2. Local density of states

The electronic Green's function can be calculated from the composite Green's function $\mathbb{G}(\omega)$, by using $c = \eta + \xi$. Therefore,

$$\begin{aligned} \mathcal{G}(i, j, \omega) &= \mathbb{G}(\omega)_{i,j} + \mathbb{G}(\omega)_{i+N,j} \\ &\quad + \mathbb{G}(\omega)_{i,j+N} + \mathbb{G}(\omega)_{i+N,j+N} \end{aligned} \quad (\text{B6})$$

From this the local density of states at site i can be evaluated by using,

$$\mathcal{N}(r_i, \omega) = -\frac{1}{\pi} \text{Im} \mathcal{G}(i, i, \omega) \quad (\text{B7})$$

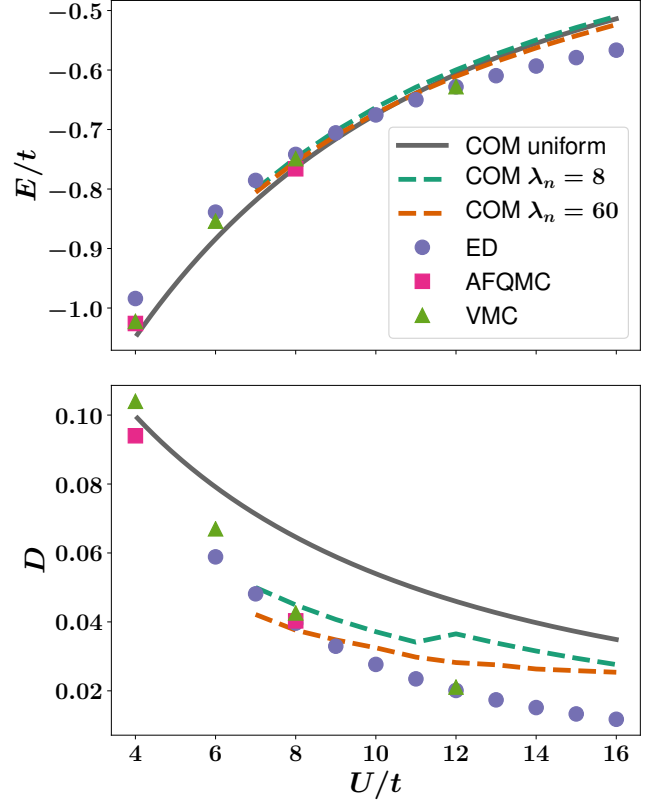


FIG. 6. (a) compares the energy per site for different solutions of the composite operator method using Roth decomposition as a function of U at $n = 0.875$. The energy per site at $T = 0$ is shown for the uniform solution COM, along with stripes of period $\lambda_n = 8$ and $\lambda_n = 60$. These results are compared with those from other methods in the literature. We performed exact diagonalization (ED) on a 4×4 Hubbard cluster using Ref. [22] provides results from the AFQMC and VMC methods extrapolated to the thermodynamic limit from finite-size calculations. (b) compares the double occupancies from different methods.

Appendix C: Comparison of solutions with doped Hubbard model at $n = 0.875$

In this appendix, we compare the Hubbard model solutions from the COM formalism presented in this work with those obtained by different methods in the literature. Since no exact method exists for treating the doped Hubbard model with large U in the thermodynamic limit, these comparisons are crucial for benchmarking new solutions and improving the method. First motivated by Ref. ([22]) we compare the energy per site E and the double occupancy D of the Hubbard model. We choose these two quantities for a given parameter they are easily calculable for multiple methods.

In the present work composite operator method is restricted to paramagnetic solutions of the doped Hubbard model. Proper benchmarking ideally require incorporating higher order terms and magnetic ordering, among others. Nonetheless, we present the same for both uniform and CDW solutions within our approximation, providing a useful reference for fu-

λ_n	COM (This work)	DMRG Ref. [23]	AFQMC Ref. [22, 23]	iPEPs Ref. [23]	DMET Ref. [23]
1 (Uniform)	-0.76388	...	-0.766 ± 0.001	...	-0.7620 ± 0.00001
4	-0.7614 ± 0.00005
5	-0.73384	-0.7615 ± 0.0004	...	-0.7632 ± 0.0018	-0.7691 ± 0.001
6	-0.74459	...	-0.7653 ± 0.0002	...	-0.7706 ± 0.00007
7	-0.74579	-0.762 ± 0.001	-0.7653 ± 0.0002	-0.7629 ± 0.0026	-0.7704 ± 0.0003
8	-0.74486	-0.762 ± 0.001	-0.7668 ± 0.0002	-0.7673 ± 0.0020	-0.7706 ± 0.00001
9	-0.74259	-0.751 ± 0.0016	-0.7655 ± 0.0002	...	-0.7658 ± 0.0008
10	-0.75065	...	-0.7653 ± 0.0002
60	-0.75530

TABLE I. The table compares the best estimates of energy per site (in the units of $t = 1$) obtained for density wave solutions from composite operator formalism with the stripe solutions obtained by various methods in Ref. [23] for $U = 8t$ and $n = 0.875$. The different methods listed are density matrix renormalization group (DMRG), AFQMC, infinite projected entangled pair states (iPEPs), and density matrix embedding theory (DMET). The system size for COM is typically $\sim 120 \times 120$, with translation invariance assumed along one direction. Whereas system sizes of the other methods vary from $L \times 4$ (to $L \times 8$), with the long direction $L \sim 16$ commensurate with the modulation wavelength.

ture studies.

We present in Fig. (6a) the energy per site E of different self-consistent solutions from the composite operator method as a function of U for $n = 0.875$, a doping which is widely studied using different methods. We present the result of density wave with domiannat periodicity $\lambda_n = 4$ and $\lambda_n = 60$ as a function of U when after we converge self-consistently. Notably, the density wave solutions at $\delta = 0.125$, only becomes favorable at large $U > 11t$.

Additionally, we include the results from exact diagonalization (ED) of 4×4 clusters. The results for the ED are obtained by using the code provided in Ref. [73, 74]. We also present the data obtained from Ref. [22] for uniform solutions of auxiliary field Monte Carlo (AFQMC) simulations and Variational Monte Carlo (VMC) calculations at $T = 0$ are also presented. The AFQMC and VMC results extrapolated to the thermodynamic limit from finite size calculations. (See Ref. [22] and the supplemental data of the same for more details.)

For both uniform and density wave solutions, there is good agreement in energy per site with other methods in the range of $U = 7t$ to $11t$. At large U , deviations from other methods (particularly ED) may occur due to the freezing of electrons as spins. In the limit of $U \rightarrow \infty$, particularly near half-filling, spin Hubbard operators [49] are expected to dominate as key excitations, surpassing the importance of the doublon-holon excitations considered in this study.

In Fig. (6b), we compare double occupancy as a function of U . At low U , the uniform solution remains close to the

VMC and AFQMC estimates. However, the uniform solutions severely underestimate double occupancy in the intermediate to strong U regime. However, the density wave solutions gives a closer D with other methods indicating the need to study the the translation symmetry broken states in intermediate U regimes. Such observations indicate that the holon-doublon are dominant excitations around $U \approx 8t$.

In Table I we compare the density wave solution of commensurate wavelength λ_n with the stripe solutions obtained from multiple methods from Ref. [23] for $U = 8t$ and $n = 0.875$. The different methods listed are density matrix renormalization group (DMRG), AFQMC, infinite projected entangled pair states (iPEPs), and density matrix embedding theory (DMET). For details of these methods, refer to Ref. [23] and references therein.

Note that for $U = 8t$ and $n = 0.875$, the uniform solution for the COM remains energetically favorable compared to the broken states of translational symmetry. The energy per site of the uniform solutions from COM remains within an energy range of $\delta E \approx 0.003t$ of the uniform solution of other methods (See . Table (I)). However, the density wave solutions from the COM with square simulation cell remain higher by energy range $\delta E \sim 0.02t$ than the stripes obtained in cylinder geometry from DMRG, AFQMC, iPEPs, and DMET. Due to the paramagnetic assumption imposed on the density wave solutions, antiferromagnetic regions cannot form in the half-filled regions in this work. Therefore, the effect of antiferromagnetic ordering, higher-order corrections, and simulation cell geometry on the CDW solutions from COM should be investigated carefully in the future.

[1] A. Frano, S. Blanco-Canosa, B. Keimer, and R. J. Birgeneau, *Journal of Physics: Condensed Matter* **32**, 374005 (2020).
[2] M. Vojta, *Advances in Physics* **58**, 699 (2009), <https://doi.org/10.1080/00018730903122242>.
[3] S. Yan, D. Iaiia, E. Morosan, E. Fradkin, P. Abbamonte, and V. Madhavan, *Phys. Rev. Lett.* **118**, 106405 (2017).
[4] Y.-X. Jiang, J.-X. Yin, M. M. Denner, N. Shumiya, B. R. Or-

tiz, G. Xu, Z. Guguchia, J. He, M. S. Hossain, X. Liu, J. Ruff, L. Kautzsch, S. S. Zhang, G. Chang, I. Belopolski, Q. Zhang, T. A. Cochran, D. Multer, M. Litskevich, Z.-J. Cheng, X. P. Yang, Z. Wang, R. Thomale, T. Neupert, S. D. Wilson, and M. Z. Hasan, *Nature Materials* **20**, 1353 (2021).
[5] N. Shumiya, M. S. Hossain, J.-X. Yin, Y.-X. Jiang, B. R. Ortiz, H. Liu, Y. Shi, Q. Yin, H. Lei, S. S. Zhang, G. Chang, Q. Zhang,

- T. A. Cochran, D. Multer, M. Litskevich, Z.-J. Cheng, X. P. Yang, Z. Guguchia, S. D. Wilson, and M. Z. Hasan, *Phys. Rev. B* **104**, 035131 (2021).
- [6] H. Isobe, N. F. Q. Yuan, and L. Fu, *Phys. Rev. X* **8**, 041041 (2018).
- [7] C. V. Parker, P. Aynajian, E. H. da Silva Neto, A. Pushp, S. Ono, J. Wen, Z. Xu, G. Gu, and A. Yazdani, *Nature* **468**, 677 (2010).
- [8] S. Caprara, M. Grilli, J. Lorenzana, and B. Leridon, *SciPost Phys.* **8**, 003 (2020).
- [9] P. Abbamonte, A. Rusydi, S. Smadici, G. D. Gu, G. A. Sawatzky, and D. L. Feng, *Nature Physics* **1**, 155 (2005).
- [10] E. H. da Silva Neto, P. Aynajian, A. Frano, R. Comin, E. Schierle, E. Weschke, A. Gyenis, J. Wen, J. Schneeloch, Z. Xu, S. Ono, G. Gu, M. L. Tacon, and A. Yazdani, *Science* **343**, 393 (2014).
- [11] R. Comin and A. Damascelli, *Annual Review of Condensed Matter Physics* **7**, 369 (2016).
- [12] J. M. Tranquada, J. D. Axe, N. Ichikawa, Y. Nakamura, S. Uchida, and B. Nachumi, *Phys. Rev. B* **54**, 7489 (1996).
- [13] J.-J. Wen, H. Huang, S.-J. Lee, H. Jang, J. Knight, Y. S. Lee, M. Fujita, K. M. Suzuki, S. Asano, S. A. Kivelson, C.-C. Kao, and J.-S. Lee, *Nature Communications* **10**, 3269 (2019).
- [14] R. Comin, R. Sutarto, F. He, E. H. da Silva Neto, L. Chauviere, A. Fraño, R. Liang, W. N. Hardy, D. A. Bonn, Y. Yoshida, H. Eisaki, A. J. Achkar, D. G. Hawthorn, B. Keimer, G. A. Sawatzky, and A. Damascelli, *Nature Materials* **14**, 796 (2015).
- [15] P. Cai, W. Ruan, Y. Peng, C. Ye, X. Li, Z. Hao, X. Zhou, D.-H. Lee, and Y. Wang, *Nature Physics* **12**, 1047 (2016).
- [16] C. McMahan, A. J. Achkar, E. H. da Silva Neto, I. Djianto, J. Menard, F. He, R. Sutarto, R. Comin, R. Liang, D. A. Bonn, W. N. Hardy, A. Damascelli, and D. G. Hawthorn, *Science Advances* **6**, eaay0345 (2020).
- [17] J. Fink, E. Schierle, E. Weschke, J. Geck, D. Hawthorn, V. Soltwisch, H. Wadati, H.-H. Wu, H. A. Dürr, N. Wizen, B. Büchner, and G. A. Sawatzky, *Phys. Rev. B* **79**, 100502 (2009).
- [18] H. Jang, W.-S. Lee, H. Nojiri, S. Matsuzawa, H. Yasumura, L. Nie, A. V. Maharaj, S. Gerber, Y.-J. Liu, A. Mehta, D. A. Bonn, R. Liang, W. N. Hardy, C. A. Burns, Z. Islam, S. Song, J. Hastings, T. P. Devereaux, Z.-X. Shen, S. A. Kivelson, C.-C. Kao, D. Zhu, and J.-S. Lee, *Proceedings of the National Academy of Sciences* **113**, 14645 (2016).
- [19] T. Wu, H. Mayaffre, S. Krämer, M. Horvatić, C. Berthier, W. N. Hardy, R. Liang, D. A. Bonn, and M.-H. Julien, *Nature* **477**, 191 (2011).
- [20] M. Qin, T. Schäfer, S. Andergassen, P. Corboz, and E. Gull, *Annual Review of Condensed Matter Physics* **13**, 275 (2022).
- [21] D. P. Arovas, E. Berg, S. A. Kivelson, and S. Raghu, *Annual Review of Condensed Matter Physics* **13**, 239 (2022).
- [22] J. P. F. LeBlanc, A. E. Antipov, F. Becca, I. W. Bulik, G. K.-L. Chan, C.-M. Chung, Y. Deng, M. Ferrero, T. M. Henderson, C. A. Jiménez-Hoyos, E. Kozik, X.-W. Liu, A. J. Millis, N. V. Prokof'ev, M. Qin, G. E. Scuseria, H. Shi, B. V. Svistunov, L. F. Tocchio, I. S. Tupitsyn, S. R. White, S. Zhang, B.-X. Zheng, Z. Zhu, and E. Gull (Simons Collaboration on the Many-Electron Problem), *Phys. Rev. X* **5**, 041041 (2015).
- [23] B.-X. Zheng, C.-M. Chung, P. Corboz, G. Ehlers, M.-P. Qin, R. M. Noack, H. Shi, S. R. White, S. Zhang, and G. K.-L. Chan, *Science* **358**, 1155 (2017).
- [24] D. Poilblanc and T. M. Rice, *Phys. Rev. B* **39**, 9749 (1989).
- [25] R. Scholle, P. M. Bonetti, D. Vilardi, and W. Metzner, *Phys. Rev. B* **108**, 035139 (2023).
- [26] R. Scholle, W. Metzner, D. Vilardi, and P. M. Bonetti, *Phys. Rev. B* **109**, 235149 (2024).
- [27] G. Seibold, C. Castellani, C. Di Castro, and M. Grilli, *Phys. Rev. B* **58**, 13506 (1998).
- [28] Y.-F. Jiang, J. Zaanen, T. P. Devereaux, and H.-C. Jiang, *Phys. Rev. Res.* **2**, 033073 (2020).
- [29] S. R. White and D. J. Scalapino, *Phys. Rev. Lett.* **91**, 136403 (2003).
- [30] G. Ehlers, S. R. White, and R. M. Noack, *Phys. Rev. B* **95**, 125125 (2017).
- [31] M. Fleck, A. I. Lichtenstein, E. Pavarini, and A. M. Oleś, *Phys. Rev. Lett.* **84**, 4962 (2000).
- [32] M. Fleck, A. I. Lichtenstein, and A. M. Oleś, *Phys. Rev. B* **64**, 134528 (2001).
- [33] M. Raczkowski, R. Frésard, and A. M. Oleś, *Phys. Rev. B* **73**, 174525 (2006).
- [34] P. Corboz, *Phys. Rev. B* **93**, 045116 (2016).
- [35] H. Xu, H. Shi, E. Vitali, M. Qin, and S. Zhang, *Phys. Rev. Res.* **4**, 013239 (2022).
- [36] H. Xu, C.-M. Chung, M. Qin, U. Schollwöck, S. R. White, and S. Zhang, *Science* **384**, eadh7691 (2024).
- [37] H.-H. Zhao, K. Ido, S. Morita, and M. Imada, *Phys. Rev. B* **96**, 085103 (2017).
- [38] K. Ido, T. Ohgoe, and M. Imada, *Phys. Rev. B* **97**, 045138 (2018).
- [39] A. S. Darmawan, Y. Nomura, Y. Yamaji, and M. Imada, *Phys. Rev. B* **98**, 205132 (2018).
- [40] L. F. Tocchio, A. Montorsi, and F. Becca, *SciPost Phys.* **7**, 021 (2019).
- [41] M. Qin, C.-M. Chung, H. Shi, E. Vitali, C. Hubig, U. Schollwöck, S. R. White, and S. Zhang (Simons Collaboration on the Many-Electron Problem), *Phys. Rev. X* **10**, 031016 (2020).
- [42] E. W. Huang, C. B. Mendl, H.-C. Jiang, B. Moritz, and T. P. Devereaux, *npj Quantum Materials* **3**, 22 (2018).
- [43] L. F. Tocchio, F. Becca, and S. Sorella, *Phys. Rev. B* **94**, 195126 (2016).
- [44] C.-C. Chang and S. Zhang, *Phys. Rev. B* **78**, 165101 (2008).
- [45] M. Aichhorn, E. Arrighoni, M. Potthoff, and W. Hanke, *Phys. Rev. B* **76**, 224509 (2007).
- [46] C.-C. Chang and S. Zhang, *Phys. Rev. Lett.* **104**, 116402 (2010).
- [47] A. Wietek, Y.-Y. He, S. R. White, A. Georges, and E. M. Stoudenmire, *Phys. Rev. X* **11**, 031007 (2021).
- [48] H.-C. Jiang and T. P. Devereaux, *Science* **365**, 1424 (2019).
- [49] S. G. Ovchinnikov and V. V. Val'kov, *Hubbard operators in the theory of strongly correlated electrons* (World Scientific, 2004).
- [50] A. Avella, F. Mancini, D. Villani, L. Siurakshina, and V. Y. Yushankhai, *International Journal of Modern Physics B* **12**, 81 (1998).
- [51] A. Avella and F. Mancini, *Physical Review B—Condensed Matter and Materials Physics* **75**, 134518 (2007).
- [52] A. Avella and F. Mancini, in *Strongly Correlated Systems: Theoretical Methods* (Springer, 2011) pp. 103–141.
- [53] A. Avella, *Advances in Condensed Matter Physics* **2014**, 515698 (2014).
- [54] A. B. Harris and R. V. Lange, *Phys. Rev.* **157**, 295 (1967).
- [55] J. Hubbard, *Proceedings of the Royal Society of London. Series A. Mathematical and Physical Sciences* **276**, 238 (1963).
- [56] J. Hubbard, *Proceedings of the Royal Society of London. Series A. Mathematical and Physical Sciences* **277**, 237 (1964).
- [57] L. Haurie, M. Grandadam, E. Pangburn, A. Banerjee, S. Burdin, and C. Pépin, *Journal of Physics: Condensed Matter* **36**, 255601 (2024).
- [58] T. D. Stanescu, I. Martin, and P. Phillips, *Phys. Rev. B* **62**, 4300 (2000).
- [59] J. Beenen and D. M. Edwards, *Phys. Rev. B* **52**, 13636 (1995).

- [60] A. Avella, F. Mancini, and R. Münzner, *Phys. Rev. B* **63**, 245117 (2001).
- [61] A. Avella, F. Mancini, S. Odashima, and G. Scelza, *Physica C: Superconductivity* **460-462**, 1068 (2007).
- [62] E. Pangburn, L. Haurie, S. Burdin, C. Pépin, and A. Banerjee, “Spontaneous orbital selective mott phase in the two band hubbard model,” (2024), arXiv:2407.11126 [cond-mat.str-el].
- [63] S. R. Hassan, G. Prakash, N. S. Vidhyadhiraja, and T. V. Ramakrishnan, *Phys. Rev. B* **110**, 075106 (2024).
- [64] L. W. Cheuk, M. A. Nichols, K. R. Lawrence, M. Okan, H. Zhang, E. Khatami, N. Trivedi, T. Paiva, M. Rigol, and M. W. Zwierlein, *Science* **353**, 1260 (2016).
- [65] T. Hartke, B. Oreg, N. Jia, and M. Zwierlein, *Phys. Rev. Lett.* **125**, 113601 (2020).
- [66] S. Roy, S. Pervaiz, T. Paiva, and N. Trivedi, “Signatures of metal to insulator crossover in the repulsive fermi hubbard model through static correlations,” (2024), arXiv:2403.13054 [cond-mat.str-el].
- [67] L. M. Roth, *Phys. Rev.* **184**, 451 (1969).
- [68] Y. Imry and S.-k. Ma, *Phys. Rev. Lett.* **35**, 1399 (1975).
- [69] A. Del Maestro, B. Rosenow, and S. Sachdev, *Phys. Rev. B* **74**, 024520 (2006).
- [70] A. Banerjee, A. Garg, and A. Ghosal, *Phys. Rev. B* **98**, 104206 (2018).
- [71] S. Sorella, *Phys. Rev. B* **91**, 241116 (2015).
- [72] A. Banerjee, C. Pépin, and A. Ghosal, *Phys. Rev. B* **105**, 134505 (2022).
- [73] M. Kawamura, K. Yoshimi, T. Misawa, Y. Yamaji, S. Todo, and N. Kawashima, *Computer Physics Communications* **217**, 180 (2017).
- [74] K. Ido, M. Kawamura, Y. Motoyama, K. Yoshimi, Y. Yamaji, S. Todo, N. Kawashima, and T. Misawa, *Computer Physics Communications* **298**, 109093 (2024).