

RECONSTRUCTIVE VISUAL INSTRUCTION TUNING

Haochen Wang^{1,2} Anlin Zheng³ Yucheng Zhao^{4†} Tiancai Wang^{4*}
 Zheng Ge⁵ Xiangyu Zhang^{4,5} Zhaoxiang Zhang^{1,2,6*}

¹ Institute of Automation, Chinese Academy of Sciences

² University of Chinese Academy of Sciences

³ University of Hong Kong ⁴ MEGVII Technology ⁵ StepFun

⁶ Centre for Artificial Intelligence and Robotics,
 Hong Kong Institute of Science & Innovation, Chinese Academy of Science

Project Page: <https://haochen-wang409.github.io/ross>

ABSTRACT

This paper introduces **re**constructive visual instruction tuning (**ROSS**), a family of Large Multimodal Models (LMMs) that exploit *vision-centric supervision signals*. In contrast to conventional visual instruction tuning approaches that exclusively supervise text outputs, **ROSS** prompts LMMs to supervise *visual outputs* via reconstructing input images. By doing so, it capitalizes on the inherent richness and detail present within input images themselves, which are often lost in pure text supervision. However, producing meaningful feedback from natural images is challenging due to the heavy spatial redundancy of visual signals. To address this issue, **ROSS** employs a denoising objective to reconstruct latent representations of input images, avoiding directly regressing exact raw RGB values. This *intrinsic activation* design inherently encourages LMMs to maintain image detail, thereby enhancing their fine-grained comprehension capabilities and reducing hallucinations. Empirically, **ROSS** *consistently* brings significant improvements across different visual encoders and language models. In comparison with *extrinsic assistance* state-of-the-art alternatives that aggregate multiple visual experts, **ROSS** delivers competitive performance with a single SigLIP visual encoder, demonstrating the efficacy of our vision-centric *supervision* tailored for *visual outputs*.

1 INTRODUCTION

The success of GPT-style Large Language Models (LLMs) (Radford et al., 2018; 2019; Brown et al., 2020; OpenAI, 2023b; Yang et al., 2024a; Touvron et al., 2023; Chiang et al., 2023; Dubey et al., 2024) has motivated researchers to adapt LLMs to understand multimodal inputs (Liu et al., 2023a; 2024a; Dai et al., 2023; Bai et al., 2023). Notably, visual instruction tuning approaches (Liu et al., 2023a) demonstrate superior performance with cost-efficient training recipes. Some approaches (Chen et al., 2024b; Li et al., 2024c) even surpass GPT-4V(ision) (OpenAI, 2023a) on benchmark evaluations.

Typically, these Large Multimodal Models (LMMs) based on visual instruction tuning adopt a plug-in architecture, as depicted in Figure 1a, where pre-trained vision-language foundation models such as CLIP (Radford et al., 2021) are responsible for projecting images into visual tokens. They serve as prefix tokens for multimodal comprehension. However, this type of design, *i.e.*, *visual encoder* \rightarrow *connector* \rightarrow *LLM* \leftarrow *language instructions*, where “ \leftarrow ” indicates supervision, is primarily LLM-centric: (i) visual comprehension largely depends on vision-to-text alignment and the selected vision models, and (ii) *supervision* derives exclusively from text data. As a result, they exhibit systematic visual shortcomings such as recognizing specific visual patterns (Tong et al., 2024b).

Until very recently, some concurrent works proposed *vision-centric* solutions (Tong et al., 2024a;b). Illustrated in Figure 1b, their solutions leverage *extrinsic assistance* via aggregating several different visual experts. Inspired by the evolution in image recognition, from manually designed visual features (Sánchez & Perronnin, 2011) to learnable deep convolutional models (Krizhevsky et al.,

*Corresponding authors. † Project lead.

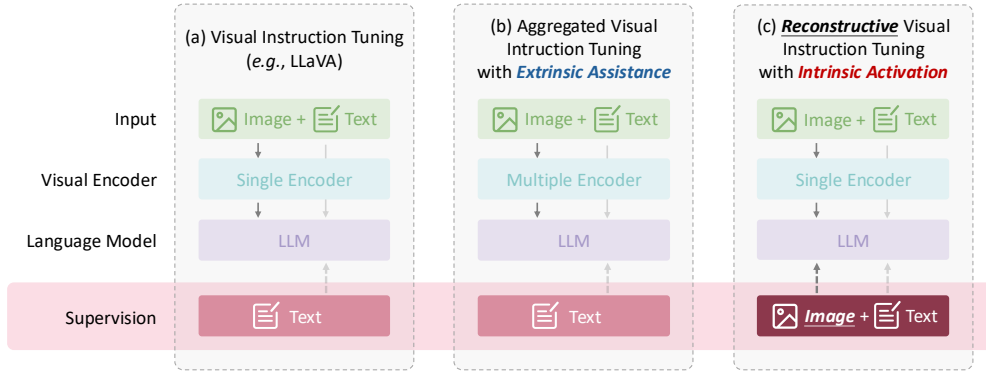


Figure 1: **Conceptual comparison** between different pipelines. (a) Typical visual instruction tuning approaches (Liu et al., 2023a; 2024a) follow a LLM-centric design that solely leverage text supervision. (b) Aggregated visual instruction tuning alternatives (Tong et al., 2024a;b) leverages *extrinsic assistance* via combining several visual experts, requiring a careful selection of visual experts. (c) Our **ROSS**, with a single visual encoder, e.g., CLIP (Radford et al., 2021) and SigLIP (Zhai et al., 2023), designs extra vision-centric reconstructive supervision as *intrinsic activation*. In this way, LMMs are required to preserve every detail of input images, thereby enhancing multimodal comprehension capabilities and reducing hallucinations.

2012), we suggest that *intrinsic activation* offers a more viable path forward. Just as deep models automatically learn hierarchical and abstract features from raw data, we believe *intrinsic activation* methods are similarly more adaptable for multimodal comprehension, reducing reliance on hand-crafted engineering, thereby enhancing both generalization and performance. Therefore, we aim to explore *intrinsic activation* solutions based on the following principles:

1. **Supervise Visual Outputs.** Current LMMs solely supervise text outputs, neglecting a significant amount of visual outputs *unused*. For instance, LLaVA-v1.5 (Liu et al., 2024a) utilizes 576 visual tokens to represent a single 336×336 image, yet their corresponding outputs remain *unsupervised*. Intuitively, since input images themselves inherently provide rich and detailed information, we regard LMMs *reconstructing input images* as the supervision of those visual outputs. This approach encourages LMMs to maintain low-level details, thereby enhancing their fine-grained comprehension abilities and reducing hallucinations.
2. **Explore the Optimal Formulation.** Designing this *self-supervised* task effectively is not straightforward. Motivated by the success of *masked* autoencoder (He et al., 2022) compared to its basic version denoising autoencoder (Vincent et al., 2008), we identify handling *heavy spatial redundancy of visual signals* as the underlying key factor. To this end, we formulate our approach as follows: (i) for reconstruction *targets*, instead of raw RGB pixels, we make LMMs reconstruct *latent visual tokens*, and (ii) for reconstruction *objectives*, to avoid directly regressing exact token values, we adopt per-token *denoising*.

To this end, we propose **ROSS**, termed of **reconstructive visual instruction tuning**, which utilizes input images as direct supervision signals illustrated in Figure 1c. Technically, to address the spatial redundancy inherent in natural visual signals (He et al., 2022), we train a small denoising network, which takes high-level visual outputs x as conditions to recover low-level fine-grained visual tokens z , representing an underlying distribution $p(z|x)$. These latent tokens z are derived from a frozen teacher tokenizer such as continuous VAE (Kingma, 2013) and discrete VQGAN (Esser et al., 2021). Unlike *extrinsic assistance* solutions (Tong et al., 2024a;b), our *intrinsic activation* solution naturally maintains a lightweight inference procedure. More importantly, when adapting to new visual domains, our solution avoids a careful choice of new domain-specific experts, e.g., MiDaS-3.0 (Birkel et al., 2023) for understanding depth maps, which is more efficient and easier to implement.

Empirically, **ROSS** achieves top performance across a wide range of multimodal comprehension benchmarks. Notably, our **ROSS** excels in fine-grained vision-centric benchmarks (Tong et al., 2024b; Masry et al., 2022) and hallucination benchmarks (Guan et al., 2024; Li et al., 2023c). To be specific, with a *single* SigLIP (Zhai et al., 2023) as the visual encoder, **ROSS-7B** achieves 57.3 on HallusionBench (Guan et al., 2024) and 54.7 on MMVP (Tong et al., 2024b), significantly outperforms

state-of-the-art alternatives with similar model sizes which aggregate several visual experts as *extrinsic assistance*, e.g., Cambrian-1-8B (Tong et al., 2024a). In-depth analysis demonstrates the effectiveness of **ROSS** for directing focus towards visual elements and understanding depth maps. We hope our research will inspire future work in designing supervision signals for large multimodal models.

2 RELATED WORK

Visual Instruction Tuning. Most visual instruction tuning-based LMMs adopt a plug-in architecture (Liu et al., 2023a; 2024a; Bai et al., 2023), where a language-supervised visual encoder (Radford et al., 2021; Zhai et al., 2023) is responsible for extracting visual tokens. A connector is used to map those visual representations into the LLM space, e.g., Resamplers (Alayrac et al., 2022), Q-Formers (Li et al., 2023b; Dai et al., 2023; Bai et al., 2023; Ge et al., 2024a), and MLPs (Liu et al., 2023a; 2024a; Li et al., 2024c; Liu et al., 2024b; Li et al., 2024a). These LMMs usually follow a two-stage training recipe. During the alignment stage, the connector is trained on high-quality caption data. Next, the full model is trained on single-image visual instruction tuning data. However, *only text outputs* are supervised. **ROSS**, on the other hand, introduces novel vision-centric supervision via reconstructing fine-grained visual tokens conditioned on *visual outputs*.

Visual Encoders for LMMs. As the original CLIP (Radford et al., 2021) adopted by conventional visual instruction tuning approaches is trained on noisy image-text pairs, it exhibits specific visual shortcomings, and thus stronger backbones (Fang et al., 2024; Zhai et al., 2023; Chen et al., 2024c) have been introduced to LMMs. Some concurrent works (Tong et al., 2024b;a) leverage *extrinsic assistance*, which further utilizes vision-only self-supervised models (Oquab et al., 2023; Wang et al., 2023a;b;c; He et al., 2022; Caron et al., 2021) and domain experts (Kirillov et al., 2023; Birkel et al., 2023; Rombach et al., 2022). **ROSS**, from a new *intrinsic activation* perspective, aims to catalyze enhanced comprehension through *reconstructing input images* with *no* extra visual experts.

Generative Objectives for LMMs. Another line of work introduces *pre-trained* text-to-image diffusion models (Rombach et al., 2022) to make LMMs capable of both comprehension and *generation* (Dong et al., 2024; Ge et al., 2024a; Sun et al., 2024b; Ge et al., 2024b; Sun et al., 2023). Our **ROSS**, with a totally different motivation, targets to catalyze multimodal comprehension via *reconstruction*. Specifically, conditions are different, where Dong et al. (2024) and Sun et al. (2024b) take outputs corresponding to *learnable queries* as conditions, while our **ROSS** takes outputs corresponding to *visual inputs*. Those methods are *generative* while **ROSS** is *reconstructive*. The detailed pipeline comparison can be found in Appendix C.

3 PRELIMINARIES

Large Multimodal Models. In the literature (Radford et al., 2018; 2019), a θ -parameterized LLM models the canonical *causal* distribution of each *text* token \mathbf{x}_i as $p_\theta(\mathbf{x}) = \prod_{i=1}^T p_\theta(\mathbf{x}_i | \mathbf{x}_{<i})$, where $\{\mathbf{x}_i\}_{i=1}^T$ represents a sequence of text tokens. To make LLMs understand visual contents, typical plug-in style LMMs (Liu et al., 2023a; 2024a) regard a sequence of visual tokens as prefix tokens. Specifically, an input image $\mathbf{I} \in \mathbb{R}^{H \times W \times 3}$ is first projected into a sequence of visual tokens by a ξ -parameterized visual encoder \mathcal{G}_ξ such as CLIP (Radford et al., 2021) and SigLIP (Zhai et al., 2023), where (H, W) indicates the spatial resolution. Then, a ϕ -parameterized multimodal projector \mathcal{H}_ϕ is utilized to project these visual tokens into the feature space of LLMs. As a result, the canonical causal distribution in a *multimodal* sentence containing an image \mathbf{I} becomes

$$p_\Theta(\mathbf{x}) = \prod_{i=1}^T p_\Theta(\mathbf{x}_i | \mathbf{x}_{<i}, \mathbf{v}), \quad \mathbf{v} = \mathcal{H}_\phi \circ \mathcal{G}_\xi(\mathbf{I}), \quad (1)$$

where $\Theta = \{\theta, \xi, \phi\}$ is the parameters and $\mathbf{v} \in \mathbb{R}^{N \times D}$ indicates the projected visual tokens. N is the number of visual tokens and D indicates the feature channel. The visual encoder \mathcal{G}_ξ could be either frozen (Liu et al., 2023a; 2024a; Tong et al., 2024a) or fine-tuned (Liu et al., 2024b; Bai et al., 2023; Li et al., 2024c; Wang et al., 2024b).

Training Recipes for LMMs. LMMs almost follow a two-stage training recipe (Liu et al., 2023a), i.e., the pre-training stage (or the alignment stage) and the supervised fine-tuning stage (or the instruction tuning stage). The instruction (supervision) comes from languages such as the answers to

VQA tasks, maximizing the log-likelihood of *text* outputs:

$$\mathcal{L}_{\text{LMM}}^{\text{text}}(\Theta = \{\theta, \xi, \phi\}, \mathbf{x}, \mathbf{I}) = \frac{-1}{T - N} \sum_{i=N+1}^T \log p_{\Theta}(\mathbf{x}_i | \mathbf{x}_{<i}, \mathbf{v}), \quad (2)$$

where N represents the number of visual tokens and visual outputs (one input token corresponds to one visual output). From Equation (2), we can tell that only text outputs $\mathbf{x}_{i>N}$ are supervised.

4 ROSS: RECONSTRUCTIVE VISUAL INSTRUCTION TUNING

In this section, we first provide an overview of our reconstructive visual instruction tuning (**ROSS**). Then, we discuss our explorations towards the optimal formulation in the following subsections, with the ultimate goal of *handling spatial redundancy of visual signals* to provide meaningful visual supervision. Our explorations mainly include reconstruction *targets* and the training *objective*.

Overview. Illustrated in Figure 2, the overall philosophy of our **ROSS** is to construct *reconstructive* visual supervision signals on visual outputs $\mathbf{x}_{i \leq N}$. The training objective includes (i) the original next-token prediction on $\mathbf{x}_{i > N}$ shown in the right part of Figure 2, and (ii) another *reconstructive term* in the left part of Figure 2, i.e., $\mathcal{L}_{\text{ROSS}} = \mathcal{L}_{\text{LMM}}^{\text{text}} + \mathcal{L}_{\text{LMM}}^{\text{visual}}$. Specifically, this visual term could be any custom measurements \mathcal{M} between $\mathbf{x}_{i \leq N}$ and specific reconstruction targets of image \mathbf{I} :

$$\mathcal{L}_{\text{LMM}}^{\text{visual}}(\Theta = \{\theta, \xi, \phi, \pi\}, \mathbf{x}, \mathbf{I}) = \mathcal{M}(\mathcal{J}_{\pi}(\mathbf{x}_{i \leq N}), \mathcal{F}(\mathbf{I})), \quad (3)$$

where \mathcal{J}_{π} indicates the π -parameterized post projection that maps the dimensions of visual tokens $\mathbf{x}_{i \leq N}$ to be consistent with the teacher tokenizer \mathcal{F} .

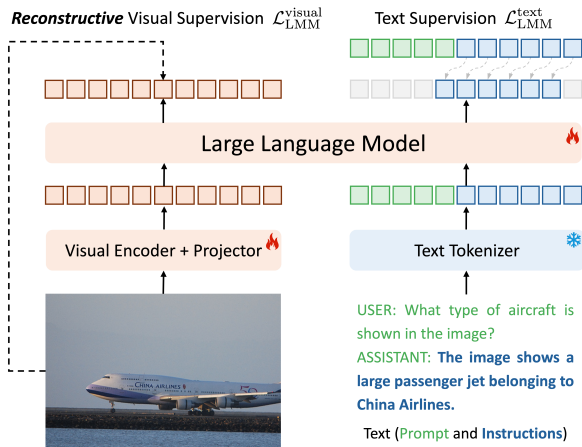


Figure 2: **Overview of ROSS.** Given an input image and the corresponding text to this image, **ROSS** aims to supervise visual outputs by reconstruction.

Variants of ROSS. Evidently, different choices of \mathcal{F} and \mathcal{M} contribute to different variants. \mathcal{F} controls the reconstruction *target* while \mathcal{M} defines the *objective*:

1. Towards the *target*, \mathcal{F} can be the patchify operation (Dosovitskiy et al., 2021), resulting in *pixel-level* reconstruction, or pre-trained fine-grained visual tokenizers such as VAE (Kingma, 2013) and VQGAN (Esser et al., 2021), leading to *latent-level* reconstruction. \mathcal{F} could even be vision-only models such as DINOv2 (Oquab et al., 2023), making LMMs learn specific visual patterns from \mathcal{F} , which is also a type of *latent-level* reconstruction.
2. Towards the *objective*, the most straightforward choice of \mathcal{M} is MSE or cosine similarity for *regressing* raw pixel values or latent features, respectively. We also explore the *denoising* objective (Ho et al., 2020) to avoid being overwhelmed by fitting exact values.

We introduce our explorations step by step in the following sections. The ultimate goal of our exploration is to design an appropriate self-supervised reconstructive pre-text task that provides meaningful vision-centric supervision signals to LMMs, where handling the *spatial redundancy* of visual signals (He et al., 2022) becomes the crux.

4.1 ROSS^R: REGRESSING AS RECONSTRUCTIVE VISUAL INSTRUCTION

In this section, we introduce straightforward variants, i.e., *regressing* as reconstructive visual instruction. As shown in Figure 3, depending on the choice of \mathcal{F} , it mainly has three variants: (a) ROSS^R-Pixel, (b) ROSS^R-Latent, and (c) ROSS^R-Latent2Pixel.

Directly Regressing Raw RGB Values. The most straightforward variant is to directly regress raw RGB values illustrated in Figure 3a, called “ROSS^R-Pixel”. Under such a setting, \mathcal{F} is the patchify

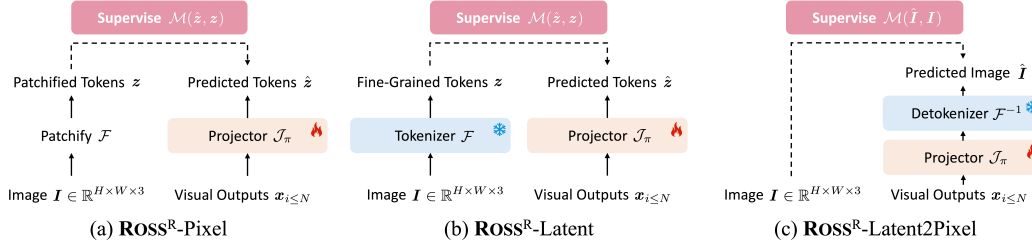


Figure 3: Variants of ROSS^R , where *regression* objectives are either computed on raw RGB values in (a) and (c), or specific latent space determined by \mathcal{F} in (b). We adopt MSE as \mathcal{M} for *pixel* regression in (a) and (c), and cosine-similarity for *latent* regression in (b), respectively.

operation (Dosovitskiy et al., 2021), reshaping the image $\mathbf{I} \in \mathbb{R}^{H \times W \times 3}$ into a sequence of flattened 2D patches $\mathbf{I}_p \in \mathbb{R}^{N \times (3P^2)}$, where (P, P) is the resolution of each image patch and $N = HW/P^2$ indicates the resulting number of patches. \mathcal{J}_π can be a simple MLP, mapping the dimension of visual outputs $\mathbf{x}_{i \leq N}$ from D to $3P^2$. The measurement \mathcal{M} is MSE. However, as visual signals suffer from *heavy spatial redundancy* (He et al., 2022), such a design may not provide meaningful supervision to LMMs. An intuitive alternative to avoid directly regressing raw RGB values while still reconstructing the image is to urge LMMs to reconstruct *latent tokens*, introduced as follows.

Regressing Latent Tokens. Illustrated in Figure 3b, ROSS^R -Latent aims to regress fine-grained *latent* tokens extracted by the teacher tokenizer. \mathcal{F} can be models trained with discriminative tasks such as DINOv2 (Oquab et al., 2023) and DEIT-III (Touvron et al., 2022). The *encoder* part of models trained with reconstruction tasks such as VQGAN (Esser et al., 2021) and VAE (Kingma, 2013) are also capable. \mathcal{M} here is the cosine-similarity. Intuitively, the *decoder* part of the latter is able to remap latent tokens into the pixel space. Therefore, supervising in the pixel space via *decoding* becomes another valid variant introduced as follows.

Regressing RGB Values via Decoding. Shown in Figure 3c, ROSS^R -Latent2Pixel requires a *decoder* to project predicted latent tokens $\hat{\mathbf{z}}$ into the RGB pixel space, resulting in predicted image $\hat{\mathbf{I}}$. Let \mathcal{F}^{-1} be the *decoder* part of VQGAN (Esser et al., 2021) or VAE (Kingma, 2013), and the *regressive* MSE objective \mathcal{M} is performed on pixel-space. Note that we simply use \mathcal{F}^{-1} to represent the decoding process, which is actually *not* the inverse function of \mathcal{F} mathematically.

Discussion. Recall that we need to find the optimal solution to address the spatial redundancy of natural visual signals, the *target-level* exploration above achieves this goal *partially*, as the *objective* is limited to vanilla regression. To this end, inspired by Ho et al. (2020) and Li et al. (2024e), we further incorporate a novel *denoising* objective in the following section.

4.2 ROSS^D : DENOISING AS RECONSTRUCTIVE VISUAL INSTRUCTION

As an objective for handling *heavy spatial redundancy* to provide meaningful vision-centric supervision signals, denoising is better than vanilla regressing, since the introduction of noise into the training data acts as an implicit form of data augmentation and regularization. The denoising process encourages the model to focus on the underlying data manifold rather than memorizing specific instance values (Chen et al., 2023c; Song & Ermon, 2019; Karras et al., 2022; Yang et al., 2024b).

Technically, as illustrated in Figure 4a, our final ROSS^D takes high-level visual outputs $\mathbf{x}_{i \leq N}$ as conditions to recover *clean* fine-grained tokens \mathbf{z}_0 from *noisy* tokens \mathbf{z}_t . Specifically, clean tokens $\mathbf{z}_0 = \mathcal{F}(\mathbf{I})$ are obtained from the teacher tokenizer \mathcal{F} . By default, we utilize a continuous VAE (Kingma, 2013) regularized by Kullback–Leibler (KL) divergence provided by Rombach et al. (2022), since it is believed to capture sufficient image details. The training procedure of the denoiser \mathcal{J}_π follows a diffusion process (Ho et al., 2020):

$$\mathcal{L}_{\text{LMM}}^{\text{visual}}(\Theta = \{\theta, \xi, \phi, \pi\}, \mathbf{x}, \mathbf{I}) = \mathbb{E}_{t, \epsilon} [|\mathcal{J}_\pi(\mathbf{z}_t; \mathbf{x}_{i \leq N}, t) - \epsilon|^2]. \quad (4)$$

The denoiser \mathcal{J}_π actually estimates the conditional expectation $\mathbb{E}[\epsilon \sim \mathcal{N}(\mathbf{0}, \mathbf{I}) | \mathbf{z}_t]$. More details about the background knowledge of diffusion models can be found in Appendix A.

Architecture of the Denoiser. As conditions $\mathbf{x}_{i \leq N}$ are *causal*, we introduce a self-attention module to model the inter-token dependencies illustrated in Figure 4b. Specifically, the architecture of the

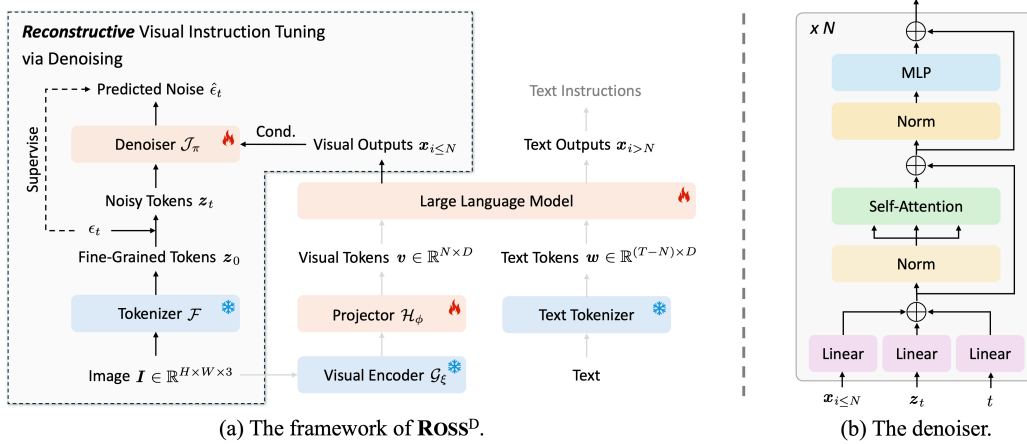


Figure 4: Illustration of (a) the training procedure of **ROSS**^D and (b) the detailed architecture of the denoiser \mathcal{J}_π . (a) **ROSS**^D introduces visual guidance via *denoising fine-grained visual tokens* z_0 *conditioning on visual outputs* $x_{i \leq N}$. (b) The denoiser takes noisy tokens z_t , current timesteps t , and conditions $x_{i \leq N}$ as inputs and outputs the predicted noise $\hat{\epsilon}_t$. Each denoiser block consists of three linear projection layers and a standard self-attention block (Vaswani et al., 2017).

denoiser \mathcal{J}_π is a stack of Transformer Encoder blocks (Vaswani et al., 2017) and each block contains three extra projections for conditions $x_{i \leq N}$, inputs z_t , and timesteps t , respectively.

Choices of the Teacher Tokenizer. By default, we adopt *latent* denoising and we take a continuous tokenizer provided by Rombach et al. (2022) as \mathcal{F} , since it manages to reconstruct input images with a low rFID (Heusel et al., 2017) and thus it is expected to preserve many low-level details of input images. This extra reconstructive objective, however, is *not* limited to any certain tokenizer \mathcal{F} . Discrete tokenizers such as VQGAN (Esser et al., 2021), and vision self-supervised models such as DINOv2 (Oquab et al., 2023), are also qualified to be the tokenizer. Even the patchify operation (Dosovitskiy et al., 2021) is capable, resulting in *pixel* denoising.

5 EXPERIMENTS

5.1 ABLATION STUDY

Implementation Details. All ablation studies are implemented based on LLaVA-v1.5 (Liu et al., 2024a). The visual encoder \mathcal{G}_ξ is CLIP-ViT-L/14@336 (Radford et al., 2021) and the base LLM is Qwen2-7B-Instruct (Yang et al., 2024a). The training data is LLaVA-558K (Liu et al., 2023a) and Cambrian-737K (Tong et al., 2024a) for the pre-training stage and the instruction tuning stage, respectively. We evaluate our each variant of **ROSS** mainly on (i) hallucination: POPE (Li et al., 2023c) and HallusionBench (Guan et al., 2024), (ii) fine-grained comprehension: MMVP (Tong et al., 2024b) and ChartQA (Masry et al., 2022), and (iii) general comprehension: MMBench (Liu et al., 2023b) English dev split. All evaluations are conducted with VLMEvalKit (Duan et al., 2024). Evaluation prompts can be found in Appendix B.

Pixel Regression v.s. Latent Regression. Starting from the visual instruction tuning baseline (Liu et al., 2023a; 2024a), we first explore the effectiveness of using *regression* as the objective for our reconstructive visual instruction tuning. We utilize a continuous VAE (Kingma, 2013) with an encoder-decoder architecture provided by Rombach et al. (2022), where the *encoder* part serves as \mathcal{F} for **ROSS**^R-Latent while the *decoder* part is \mathcal{F}^{-1} for **ROSS**^R-Latent2Pixel. As illustrated in Figure 5, our vision-centric regression supervision outperforms the visual instruction tuning baseline in most cases. Moreover, latent regression performs the best since *regressing raw RGB pixels fails to provide meaningful supervision signals*, regardless of whether utilizing a decoder or not.

Choices of \mathcal{F} . We study the effectiveness across different latent teacher tokenizers \mathcal{F} in Figure 6, including KL-16 provided by Rombach et al. (2022), which is a continuous VAE (Kingma, 2013) with Kullback–Leibler (KL) divergence, self-supervised DINOv2 (Oquab et al., 2023), fully-supervised DEiT-III (Touvron et al., 2022), and language-supervised EVA02CLIP (Fang et al., 2024). Among

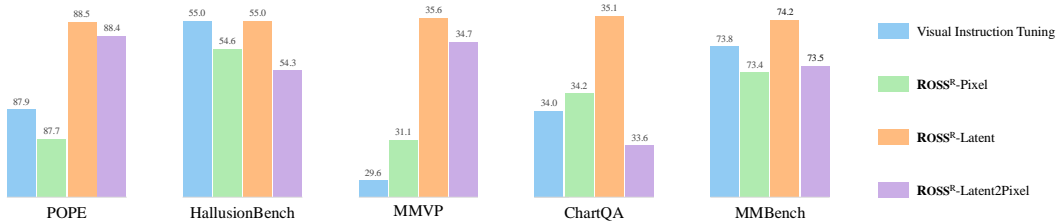


Figure 5: **Pixel Regression v.s. Latent Regression.** The teacher tokenizer \mathcal{F} for ROSS^R-Latent is the *encoder* of a continuous VAE (Kingma, 2013) provided by Rombach et al. (2022), while its *decoder* serves as \mathcal{F}^{-1} for ROSS^R-Latent2Pixel. Our vision-centric reconstructive supervision surpasses the visual instruction tuning baseline in most cases. Among three regression variants, ROSS^R-Latent performs the best, as it avoids explicitly regressing redundant raw RGB values.

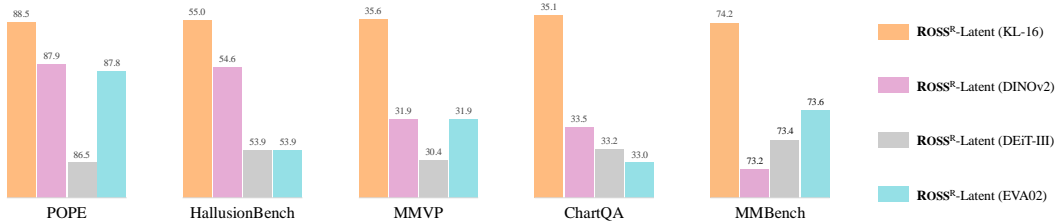


Figure 6: **Choices of the latent teacher tokenizer \mathcal{F} .** KL-16 (Rombach et al., 2022) is the best tokenizer as it is originally used for *reconstruction*, and it is expected to preserve the most image details. Other alternatives are utilized for classification (Touvron et al., 2022), instance-level representation learning (Oquab et al., 2023), and language alignment (Fang et al., 2024), respectively.

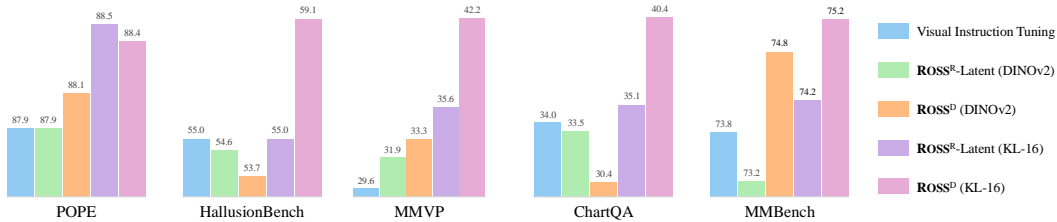


Figure 7: **Regression v.s. Denoising.** With KL-16 as the tokenizer, the denoising objective introduced in Equation (4) brings significant improvements over vanilla regression using MSE as it avoids overfitting exact latent token values, even if ROSS^R-Latent (KL-16) has already outperformed the visual instruction tuning baseline by a large margin.

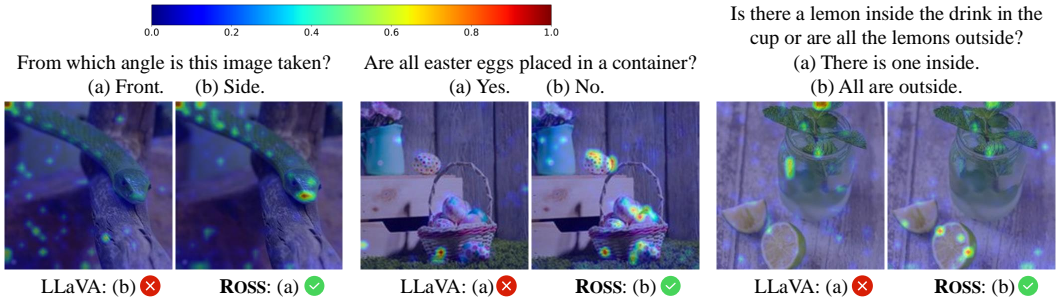


Figure 8: **Qualitative comparison on attention maps on MMVP (Tong et al., 2024b)**, where we keep the *same* LLM and training data. With extra vision-centric supervision signals, ROSS urges the model to *focus on specific image contents corresponding to the question* with higher attention values.

them, KL-16 is the best choice. One intuitive explanation is that it is expected to preserve the most image details, since it was originally designed to accurately reconstruct input images.

Regression v.s. Denoising. In Figure 7, we study the effectiveness of the *denoising* objective over vanilla regression across different tokenizers, *i.e.*, KL-16 (Rombach et al., 2022) and DINOv2 (Oquab

Table 2: **Generative v.s. Reconstructive.** Following Sun et al. (2024b) and Dong et al. (2024), we adopt 576 learnable latent tokens to *query* the LMM and utilize the corresponding outputs as conditions to the denoiser for generative cases. Extra 102K caption data from ShareGPT4V (Chen et al., 2023b) is introduced to the original SFT data, facilitating text-to-image creation. Reconstructive objectives boost comprehension while generative alternatives *cannot*.

Method	SFT Data	w/ $\mathcal{L}_{LMM}^{visual}$		Hallucination		Fine-Grained		General
		737K	102K	POPE	Hallu.	MMVP	ChartQA	MMB ^{EN}
Baseline	737K + Caption 102K	–	–	86.2	55.1	32.0	30.9	74.4
Reconstructive	737K + Caption 102K	✓	✓	87.6	58.0	38.7	40.4	75.2
Reconstructive	737K + Caption 102K	–	✓	87.6	56.3	37.3	39.7	74.9
Generative	737K + Creation 102K	–	✓	85.4	52.0	30.0	31.2	73.9

Table 3: **The effectiveness of the vision-centric supervision $\mathcal{L}_{LMM}^{visual}$ utilized among various LLMs and visual encoders.** LLMs include Vicuna-7B-v1.5 (Chiang et al., 2023) and Qwen2-7B-Instruct (Yang et al., 2024a). Visual encoders include CLIP-ViT-L/14@336 (Radford et al., 2021) and SigLIP-ViT-SO400M/14@384 (Zhai et al., 2023).

Language Model	$\mathcal{L}_{LMM}^{visual}$	POPE	Hallu.	MMVP	ChartQA	OCRBench	MMB ^{EN}
<i>Visual Encoder: CLIP-ViT-L/14@336</i>							
Vicuna-7B-v1.5	–	86.3	52.5	28.0	32.9	339	67.0
	✓	87.2 ↑ 0.9	55.8 ↑ 3.3	36.3 ↑ 8.3	39.8 ↑ 6.9	350 ↑ 11	67.6 ↑ 0.6
Qwen2-7B-Instruct	–	87.9	55.0	29.6	34.0	363	73.8
	✓	88.4 ↑ 0.5	59.1 ↑ 4.1	42.2 ↑ 12.6	40.4 ↑ 6.4	381 ↑ 18	75.2 ↑ 1.4
<i>Visual Encoder: SigLIP-ViT-SO400M/14@384</i>							
Vicuna-7B-v1.5	–	86.0	50.4	27.3	36.2	354	64.5
	✓	86.8 ↑ 0.8	53.2 ↑ 2.8	38.0 ↑ 10.7	41.6 ↑ 5.4	365 ↑ 11	65.7 ↑ 1.2
Qwen2-7B-Instruct	–	88.5	57.3	40.7	44.4	432	76.3
	✓	88.7 ↑ 0.2	58.2 ↑ 0.9	49.3 ↑ 8.6	46.3 ↑ 1.9	448 ↑ 16	76.9 ↑ 0.6

et al., 2023). Notably, even if ROSS^R-Latent (KL-16) has already outperformed the visual instruction tuning baseline by a large margin, ROSS^D manages to bring significant improvements by replacing regression with denoising. Therefore, *denoising is better at handling visual spatial redundancy*.

Finally, we leverage the insights and conclusions from all our previous studies to train our ROSS. Specifically, we regard the optimal formulation ROSS^D (KL-16), *i.e.*, denoising with the KL-16 (Romach et al., 2022) tokenizer, as our final ROSS.

5.2 IN-DEPTH ANALYSIS

Attention Analysis. We compute the attention scores of the *last* token with respect to *all visual tokens* on MMVP (Tong et al., 2024b). Quantitative and qualitative comparisons between the visual instruction tuning baseline (LLaVA) (Liu et al., 2024a) and our ROSS are provided in Table 1 and Figure 8, respectively. Table 1 reveals that the attention scores achieved by ROSS are *significantly higher* than those of LLaVA, indicating that the inclusion of vision-centric reconstructive objective $\mathcal{L}_{LMM}^{visual}$ effectively directs focus towards input images, thereby enhancing the comprehending visual signals. Similarly, Figure 8 demonstrate that the implementation of $\mathcal{L}_{LMM}^{visual}$ enables the alignment of attention closely with the *relevant visual elements* corresponding to the text query.

Table 1: **Quantitative comparison on attention values.** We conduct a T-test (Student, 1908) to compare the *means* and a Mann-Whitney U test (Mann & Whitney, 1947) to compare the *medians* of the two distributions. The mean and median of ROSS are both *significantly higher* than those of LLaVA.

Statistic ($\times 10^{-4}$)	LLaVA	ROSS	P-value
Mean	2.03	2.36	1.27×10^{-7}
25th Percentile	1.50	1.81	–
Median	1.90	2.26	4.39×10^{-9}
75th Percentile	2.42	2.76	–
95th Percentile	3.51	3.69	–

Generative v.s. Reconstructive. We ablate the effectiveness of reconstruction over generation in Table 2. Similar to Sun et al. (2024b) and Dong et al. (2024), for generative cases, we adopt 576 learnable latent tokens to *query* the LMM and utilize the corresponding outputs as conditions to the denoiser. The detailed pipeline of these two methods can be found at Figure 11 in Appendix C.

Table 4: **Comparison to state-of-the-art LLMs.** A mixture of 2M caption data and 1.2M instruction tuning data are utilized for pre-training and fine-tuning, respectively. Our model outperforms them in most of the settings. We evaluate these models on benchmarks: POPE (Li et al., 2023c): the averaged accuracy of three categories (random, popular and adversarial) on the validation set of MSCOCO (Lin et al., 2014), Hallu.: HallusionBench (Guan et al., 2024) average accuracy, MMB^{EN}: MMBench (Liu et al., 2023b) English dev split, MMB^{CN}: MMBench (Liu et al., 2023b) Chinese dev split, SEED^I: SEED-Bench-1 (Li et al., 2023a) with image accuracy, MMMU (Yue et al., 2024) validation split, MMVP (Tong et al., 2024b), GQA (Hudson & Manning, 2019) test-dev-balanced split, and AI2D (Hiippala et al., 2021) test split. [‡]We evaluate the official checkpoint/api using VLMEvalKit (Duan et al., 2024) since the original paper did not report the performance.

Model	POPE	Hallu.	MMB ^{EN}	MMB ^{CN}	SEED ^I	MMMU	MMVP	GQA	AI2D
GPT-4V-1106 (OpenAI, 2023a)	75.4	65.8 [‡]	75.8	75.1 [‡]	71.6	53.8	50.0	36.8	78.2
Gemini-1.5 Pro (Team et al., 2023)	–	–	73.6	–	70.7	47.9	–	–	–
MM-1-8B (McKinzie et al., 2024)	86.6	–	72.3	–	69.9	37.0	–	72.6	–
LLaVA-v1.5-7B [‡] (Liu et al., 2024a)	86.2	47.5	65.5	58.5	66.0	34.4	20.0	62.0	55.4
LLaVA-v1.6-7B [‡] (Liu et al., 2024b)	86.5	35.8	67.4	60.1	70.2	35.8	37.8	64.2	67.1
Mini-Gemini-7B (Li et al., 2024f)	–	–	72.7	–	73.2	37.3	18.7	64.5	73.5
DeepSeek-VL-7B (Lu et al., 2024)	85.8 [‡]	44.1 [‡]	73.2	72.8	70.4	36.6	–	–	64.9 [‡]
Cambrian-1-8B (Tong et al., 2024a)	87.4 [‡]	48.7 [‡]	75.9	68.9 [‡]	74.7	42.7	51.3	64.6	73.0
Ross-7B	89.2	57.3	79.0	76.1	73.0	43.4	54.7	65.5	76.8
<i>Base LLM: Vicuna-13B-v1.5</i>									
LLaVA-v1.5-13B [‡] (Liu et al., 2024a)	82.5	44.9	68.8	63.6	68.2	36.6	31.9	63.3	60.8
LLaVA-v1.6-13B [‡] (Liu et al., 2024b)	86.2	36.7	70.0	64.1	71.9	36.2	35.6	65.4	72.4
Mini-Gemini-13B (Li et al., 2024f)	–	–	68.6	–	73.2	37.3	19.3	63.7	70.1
Cambrian-1-13B (Tong et al., 2024a)	85.7 [‡]	54.0 [‡]	75.7	65.9 [‡]	74.4	40.0	41.3	64.3	73.6
Ross-13B	88.7	56.4	73.6	67.4	71.1	41.3	44.7	65.2	73.8

However, generative methods require *specific creation data* and can *not* be naively implemented on the original SFT data, *i.e.*, Cambrian-737K (Tong et al., 2024a). To build creation data, we utilize GPT-4o to transfer 102K *caption* into *text-to-image* creation data from ShareGPT4V (Chen et al., 2023b) and combine them with the original SFT data. From Table 2, we can tell that reconstructive objectives boost comprehension while generative alternatives *cannot*.

ROSS with Different LLMs and Visual Encoders. To demonstrate the effectiveness of our vision-centric supervision $\mathcal{L}_{\text{LLM}}^{\text{visual}}$ adopted by our **ROSS**, we conduct systematic experiments across different base LLMs and visual encoders. From Table 3, **ROSS** contributes to significant improvements *consistently*, especially on fine-grained comprehension benchmarks, *i.e.*, MMVP (Tong et al., 2024b) and ChartQA (Masry et al., 2022).

5.3 COMPARISON WITH STATE-OF-THE-ARTS

ROSS utilizes a *single* SigLIP-ViT-SO400M/14@384 (Zhai et al., 2023) as the visual encoder. **ROSS-7B** utilizes Qwen2-7B-Instruct (Yang et al., 2024a) and **ROSS-13B** adopts Vicuna-13B-v1.5 (Chiang et al., 2023) as the base LLM. The implementation almost follows LLaVA-v1.5 (Liu et al., 2024a) *without* the high-resolution image-slicing technique (Liu et al., 2024b). Thus, our primary comparison of **ROSS** with alternative methods focuses on benchmarks that do *not* require exceptionally high-resolution inputs. When comparing with other methods, we incorporate more training data. Specifically, we use a mixture of 2M caption data for the pre-training stage, which consists of 1246K from ShareGPT4V (Chen et al., 2023b) and 707K from ALLaVA (Chen et al., 2024a). The instruction tuning data is a mixture of Cambrian-737K (Tong et al., 2024a) and SMR-473K (Zhang et al., 2024).

Illustrated in Table 4, we compare our **ROSS** with both private models (OpenAI, 2023a; Team et al., 2023; McKinzie et al., 2024) and open-sourced alternatives (Liu et al., 2024a;b; Tong et al., 2024a; Li et al., 2024f; Lu et al., 2024). The previous open-source state-of-the-art Cambrian-1 (Tong et al., 2024a) leverages *extrinsic assistance* that aggregates CLIP (Radford et al., 2021), SigLIP (Zhai et al., 2023), DINOv2 (Oquab et al., 2023), and ConvNext (Liu et al., 2022). On the other hand, our **ROSS** stands for *intrinsic activation*. With only a single SigLIP (Zhai et al., 2023) model as the visual encoder, our **ROSS** surpasses Cambrian-1 (Tong et al., 2024a), under most cases, *without* a careful choice of the visual experts and naturally maintains a lightweight inference procedure. **ROSS** is also data-efficient compared with Cambrian-1 (Tong et al., 2024a), since it requires 7M instruction tuning

Table 5: **Transfer learning** on SpatialBench (Cai et al., 2024). “RGB” indicates using only RGB images for testing, while “RGB + D” represents taking depth maps as extra inputs. The performance of GPT-4o is obtained from Cai et al. (2024). *LMMs can better comprehend depth maps with $\mathcal{L}_{LMM}^{\text{visual}}$* .

Method	Test Inputs	$\mathcal{L}_{LMM}^{\text{visual}}$	MiDaS	Size	Reaching	Position	Existence	Counting	Average
LLaVA	RGB	–	–	20.0	51.7	58.8	70.0	74.6	55.0
	RGB + D	–	–	21.7 \uparrow 1.7	45.0 \downarrow 6.7	58.8 – 0.0	65.0 \downarrow 5.0	77.7 \uparrow 3.1	53.6 \downarrow 1.4
	RGB	–	✓	21.7	60.0	64.7	80.0	84.1	62.1
	RGB + D	–	✓	21.7 – 0.0	51.7 \downarrow 8.3	70.6 \uparrow 5.9	65.0 \downarrow 15.0	91.1 \uparrow 7.0	60.0 \downarrow 2.1
ROSS	RGB	✓	–	25.0	53.3	64.7	70.0	75.3	57.7
	RGB + D	✓	–	28.3 \uparrow 3.3	65.0 \uparrow 11.7	67.6 \uparrow 2.9	85.0 \uparrow 15.0	84.6 \uparrow 8.7	66.1 \uparrow 8.4
GPT-4o	RGB	–	–	43.3	51.7	70.6	85.0	84.5	67.0
	RGB + D	–	–	40.0 \downarrow 3.3	51.7 – 0.0	61.8 \downarrow 8.8	90.0 \uparrow 5.0	85.2 \uparrow 0.7	65.7 \downarrow 1.3

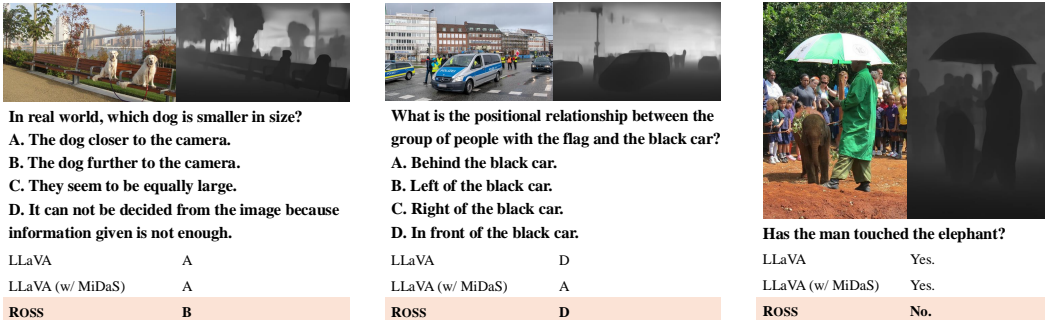


Figure 9: **Qualitative comparisons** on SpatialBench (Cai et al., 2024). We take RGB + D inputs when testing. Note that “LLaVA” here indicates the visual instruction baseline with exactly the *same* model architecture and training data. Notably, the extra depth expert MiDaS-3.0 (Birkl et al., 2023) sometimes *harms* comprehension (see the second example).

data. Notably, **ROSS-7B** even surpasses GPT-4V-1106 and Gemini-1.5 Pro on several benchmarks such as POPE (Li et al., 2023c), MMBench (Liu et al., 2023b), and MMVP (Tong et al., 2024b).

5.4 TRANSFER LEARNING ON UNDERSTANDING DEPTH MAPS

We further evaluate the transfer learning capability of our **ROSS** on SpatialBench (Cai et al., 2024), which requires the model to understand *depth maps*. We compare our **ROSS** with the visual instruction tuning baseline, with the *same* training data and model architecture. Also, we compare the effectiveness of the *extrinsic assistance* solution, *i.e.*, combining a depth expert MiDaS-3.0 (Birkl et al., 2023) to visual instruction tuning, with our *intrinsic activation* solution. Specifically, the pre-training data is LLaVA-558K (Liu et al., 2023a) and the fine-tuning data is SpatialQA-853K (Cai et al., 2024), where each conversation contains the RGB image and the *depth* maps extracted by ZoeDepth (Bhat et al., 2023). The visual encoder is CLIP-ViT-L/14@336 (Radford et al., 2021) and the base LLM is Qwen2-7B-Instruct (Yang et al., 2024a).

As demonstrated in Table 5, our **ROSS** manages to make use of the extra depth map, as consistent and significant improvements are observed when taking “RGB + D” inputs for testing. Extrinsic assistance approaches *cannot* take advantage of extra depth maps when testing. Even GPT-4o *cannot* fully understand depth maps. Figure 9 provides qualitative results. The extra depth understanding visual expert, *i.e.*, MiDaS (Birkl et al., 2023), fails to help LMMs understand depth maps both quantitatively in Table 5 and qualitatively in Figure 9.

6 CONCLUSION

This paper introduces reconstructive visual instruction tuning (**ROSS**). Different from conventional LMMs that solely utilize text supervision, **ROSS** leverages a vision-centric *reconstructive* objective to supervise visual outputs. To avoid being overwhelmed by heavily redundant raw RGB values, we train a denoiser to recover clean latent visual representations conditioning on visual outputs. Experimentally, the proposed objective indeed brings enhanced comprehension capabilities and

reduced hallucinations. **ROSS** outperforms the state-of-the-art under most cases with only a *single* SigLIP (Zhai et al., 2023) as the visual encoder. In-depth analysis demonstrates the effectiveness of **ROSS** for directing focus towards visual elements and understanding depth maps.

Discussion. One limitation is that **ROSS** does not have generation capabilities, since **ROSS** is designed for enhanced multimodal comprehension, without the need to generate photorealistic aesthetic images. Furthermore, the gap in *training data* between comprehension and generation methods also matters. For instance, PixArt- α (Chen et al., 2023a), which is one of the most *efficient* text-to-image models, was trained on nearly 400M images to model the pixel discrepancy just in the *first* training stage. By contrast, our **ROSS** is only trained on nearly 3M images for one epoch. Future topics include achieving photorealistic text-to-image generation via incorporating more training samples.

ACKNOWLEDGEMENTS

The work was supported by the National Science and Technology Major Project of China (No. 2023ZD0121300), the National Natural Science Foundation of China (No. U21B2042, No. 62320106010), the 2035 Innovation Program of CAS, and the InnoHK program.

REFERENCES

- Jean-Baptiste Alayrac, Jeff Donahue, Pauline Luc, Antoine Miech, Iain Barr, Yana Hasson, Karel Lenc, Arthur Mensch, Katherine Millican, Malcolm Reynolds, et al. Flamingo: a visual language model for few-shot learning. *Advances in neural information processing systems*, 35:23716–23736, 2022.
- Jinze Bai, Shuai Bai, Shusheng Yang, Shijie Wang, Sinan Tan, Peng Wang, Junyang Lin, Chang Zhou, and Jingren Zhou. Qwen-vl: A frontier large vision-language model with versatile abilities. *arXiv preprint arXiv:2308.12966*, 2023.
- Shariq Farooq Bhat, Reiner Birkl, Diana Wofk, Peter Wonka, and Matthias Müller. Zoedepth: Zero-shot transfer by combining relative and metric depth. *arXiv preprint arXiv:2302.12288*, 2023.
- Reiner Birkl, Diana Wofk, and Matthias Müller. Midas v3. 1—a model zoo for robust monocular relative depth estimation. *arXiv preprint arXiv:2307.14460*, 2023.
- Ali Furkan Biten, Ron Litman, Yusheng Xie, Srikanth Appalaraju, and R Manmatha. Latr: Layout-aware transformer for scene-text vqa. In *Proceedings of the IEEE/CVF Conference on Computer Vision and Pattern Recognition (CVPR)*, 2022.
- Tom Brown, Benjamin Mann, Nick Ryder, Melanie Subbiah, Jared D Kaplan, Prafulla Dhariwal, Arvind Neelakantan, Pranav Shyam, Girish Sastry, Amanda Askell, et al. Language models are few-shot learners. *Advances in Neural Information Processing Systems (NeurIPS)*, 2020.
- Wenxiao Cai, Yaroslav Ponomarenko, Jianhao Yuan, Xiaoqi Li, Wankou Yang, Hao Dong, and Bo Zhao. Spatialbot: Precise spatial understanding with vision language models. *arXiv preprint arXiv:2406.13642*, 2024.
- Jie Cao and Jing Xiao. An augmented benchmark dataset for geometric question answering through dual parallel text encoding. In *Proceedings of the 29th International Conference on Computational Linguistics (COLING)*, 2022.
- Mathilde Caron, Hugo Touvron, Ishan Misra, Hervé Jégou, Julien Mairal, Piotr Bojanowski, and Armand Joulin. Emerging properties in self-supervised vision transformers. In *Proceedings of the IEEE/CVF International Conference on Computer Vision (ICCV)*, 2021.
- Guiming Hardy Chen, Shunian Chen, Ruifei Zhang, Junying Chen, Xiangbo Wu, Zhiyi Zhang, Zhihong Chen, Jianquan Li, Xiang Wan, and Benyou Wang. Allava: Harnessing gpt4v-synthesized data for a lite vision-language model. *arXiv preprint arXiv:2402.11684*, 2024a.
- Jiaqi Chen, Jianheng Tang, Jinghui Qin, Xiaodan Liang, Lingbo Liu, Eric P Xing, and Liang Lin. Geoqa: A geometric question answering benchmark towards multimodal numerical reasoning. *arXiv preprint arXiv:2105.14517*, 2021.
- Junsong Chen, Jincheng Yu, Chongjian Ge, Lewei Yao, Enze Xie, Yue Wu, Zhongdao Wang, James Kwok, Ping Luo, Huchuan Lu, et al. Pixart- α : Fast training of diffusion transformer for photorealistic text-to-image synthesis. *arXiv preprint arXiv:2310.00426*, 2023a.
- Lin Chen, Jisong Li, Xiaoyi Dong, Pan Zhang, Conghui He, Jiaqi Wang, Feng Zhao, and Dahua Lin. Sharegpt4v: Improving large multi-modal models with better captions. *arXiv preprint arXiv:2311.12793*, 2023b.
- Minshuo Chen, Kaixuan Huang, Tuo Zhao, and Mengdi Wang. Score approximation, estimation and distribution recovery of diffusion models on low-dimensional data. In *International Conference on Machine Learning (ICML)*, 2023c.
- Zhe Chen, Weiyun Wang, Hao Tian, Shenglong Ye, Zhangwei Gao, Erfei Cui, Wenwen Tong, Kongzhi Hu, Jiapeng Luo, Zheng Ma, et al. How far are we to gpt-4v? closing the gap to commercial multimodal models with open-source suites. *arXiv preprint arXiv:2404.16821*, 2024b.
- Zhe Chen, Jiannan Wu, Wenhai Wang, Weijie Su, Guo Chen, Sen Xing, Muyan Zhong, Qinglong Zhang, Xizhou Zhu, Lewei Lu, et al. Internvl: Scaling up vision foundation models and aligning for generic visual-linguistic tasks. In *Proceedings of the IEEE/CVF Conference on Computer Vision and Pattern Recognition (CVPR)*, 2024c.
- Wei-Lin Chiang, Zhuohan Li, Zi Lin, Ying Sheng, Zhanghao Wu, Hao Zhang, Lianmin Zheng, Siyuan Zhuang, Yonghao Zhuang, Joseph E. Gonzalez, Ion Stoica, and Eric P. Xing. Vicuna: An open-source chatbot impressing gpt-4 with 90%* chatgpt quality, March 2023. URL <https://lmsys.org/blog/2023-03-30-vicuna/>.

- Wenliang Dai, Junnan Li, Dongxu Li, Anthony Meng Huat Tiong, Junqi Zhao, Weisheng Wang, Boyang Li, Pascale Fung, and Steven Hoi. Instructblip: Towards general-purpose vision-language models with instruction tuning. *arXiv preprint arXiv:2305.06500*, 2023.
- Jia Deng, Wei Dong, Richard Socher, Li-Jia Li, Kai Li, and Li Fei-Fei. Imagenet: A large-scale hierarchical image database. In *Proceedings of the IEEE/CVF Conference on Computer Vision and Pattern Recognition (CVPR)*, 2009.
- Runpei Dong, Chunrui Han, Yuang Peng, Zekun Qi, Zheng Ge, Jinrong Yang, Liang Zhao, Jianjian Sun, Hongyu Zhou, Haoran Wei, et al. Dreamllm: Synergistic multimodal comprehension and creation. In *International Conference on Learning Representations (ICLR)*, 2024.
- Alexey Dosovitskiy, Lucas Beyer, Alexander Kolesnikov, Dirk Weissenborn, Xiaohua Zhai, Thomas Unterthiner, Mostafa Dehghani, Matthias Minderer, Georg Heigold, Sylvain Gelly, et al. An image is worth 16x16 words: Transformers for image recognition at scale. In *International Conference on Learning Representations (ICLR)*, 2021.
- Haodong Duan, Junming Yang, Yuxuan Qiao, Xinyu Fang, Lin Chen, Yuan Liu, Xiaoyi Dong, Yuhang Zang, Pan Zhang, Jiaqi Wang, et al. Vlmevalkit: An open-source toolkit for evaluating large multi-modality models. *arXiv preprint arXiv:2407.11691*, 2024.
- Abhimanyu Dubey, Abhinav Jauhri, Abhinav Pandey, Abhishek Kadian, Ahmad Al-Dahle, Aiesha Letman, Akhil Mathur, Alan Schelten, Amy Yang, Angela Fan, et al. The llama 3 herd of models. *arXiv preprint arXiv:2407.21783*, 2024.
- Patrick Esser, Robin Rombach, and Bjorn Ommer. Taming transformers for high-resolution image synthesis. In *Proceedings of the IEEE/CVF Conference on Computer Vision and Pattern Recognition (CVPR)*, 2021.
- Yuxin Fang, Quan Sun, Xinggang Wang, Tiejun Huang, Xinlong Wang, and Yue Cao. Eva-02: A visual representation for neon genesis. *Image and Vision Computing*, 2024.
- Yuying Ge, Sijie Zhao, Ziyun Zeng, Yixiao Ge, Chen Li, Xintao Wang, and Ying Shan. Making llama see and draw with seed tokenizer. In *International Conference on Learning Representations (ICLR)*, 2024a.
- Yuying Ge, Sijie Zhao, Jinguo Zhu, Yixiao Ge, Kun Yi, Lin Song, Chen Li, Xiaohan Ding, and Ying Shan. Seed-x: Multimodal models with unified multi-granularity comprehension and generation. *arXiv preprint arXiv:2404.14396*, 2024b.
- Ian Goodfellow, Jean Pouget-Abadie, Mehdi Mirza, Bing Xu, David Warde-Farley, Sherjil Ozair, Aaron Courville, and Yoshua Bengio. Generative adversarial nets. *Advances in Neural Information Processing Systems (NeurIPS)*, 2014.
- Yash Goyal, Tejas Khot, Douglas Summers-Stay, Dhruv Batra, and Devi Parikh. Making the v in vqa matter: Elevating the role of image understanding in visual question answering. In *Proceedings of the IEEE/CVF Conference on Computer Vision and Pattern Recognition (CVPR)*, 2017.
- Tianrui Guan, Fuxiao Liu, Xiyang Wu, Ruiqi Xian, Zongxia Li, Xiaoyu Liu, Xijun Wang, Lichang Chen, Furong Huang, Yaser Yacoob, et al. Hallusionbench: an advanced diagnostic suite for entangled language hallucination and visual illusion in large vision-language models. In *Proceedings of the IEEE/CVF Conference on Computer Vision and Pattern Recognition (CVPR)*, 2024.
- Kaiming He, Xinlei Chen, Saining Xie, Yanghao Li, Piotr Dollár, and Ross Girshick. Masked autoencoders are scalable vision learners. In *Proceedings of the IEEE/CVF Conference on Computer Vision and Pattern Recognition (CVPR)*, 2022.
- Martin Heusel, Hubert Ramsauer, Thomas Unterthiner, Bernhard Nessler, and Sepp Hochreiter. Gans trained by a two time-scale update rule converge to a local nash equilibrium. *Advances in neural information processing systems*, 30, 2017.
- Tuomo Hiippala, Malihe Alikhani, Jonas Haverinen, Timo Kalliokoski, Evanfiya Logacheva, Serafina Orekhova, Aino Tuomainen, Matthew Stone, and John A Bateman. Ai2d-rst: A multimodal corpus of 1000 primary school science diagrams. *Language Resources and Evaluation*, 55:661–688, 2021.
- Jonathan Ho, Ajay Jain, and Pieter Abbeel. Denoising diffusion probabilistic models. *Advances in Neural Information Processing Systems (NeurIPS)*, 2020.
- Drew A Hudson and Christopher D Manning. Gqa: A new dataset for real-world visual reasoning and compositional question answering. In *Proceedings of the IEEE/CVF Conference on Computer Vision and Pattern Recognition (CVPR)*, 2019.

- Kushal Kafle, Brian Price, Scott Cohen, and Christopher Kanan. Dvqa: Understanding data visualizations via question answering. In *Proceedings of the IEEE/CVF Conference on Computer Vision and Pattern Recognition (CVPR)*, 2018.
- Tero Karras, Miika Aittala, Timo Aila, and Samuli Laine. Elucidating the design space of diffusion-based generative models. *Advances in Neural Information Processing Systems (NeurIPS)*, 2022.
- Sahar Kazemzadeh, Vicente Ordonez, Mark Matten, and Tamara Berg. Referitgame: Referring to objects in photographs of natural scenes. In *Proceedings of the Conference on Empirical Methods in Natural Language Processing (EMNLP)*, 2014.
- Aniruddha Kembhavi, Mike Salvato, Eric Kolve, Minjoon Seo, Hannaneh Hajishirzi, and Ali Farhadi. A diagram is worth a dozen images. In *European Conference on Computer Vision (ECCV)*, 2016.
- Aniruddha Kembhavi, Minjoon Seo, Dustin Schwenk, Jonghyun Choi, Ali Farhadi, and Hannaneh Hajishirzi. Are you smarter than a sixth grader? textbook question answering for multimodal machine comprehension. In *Proceedings of the IEEE/CVF Conference on Computer Vision and Pattern Recognition (CVPR)*, 2017.
- Diederik P Kingma. Auto-encoding variational bayes. *arXiv preprint arXiv:1312.6114*, 2013.
- Alexander Kirillov, Eric Mintun, Nikhila Ravi, Hanzi Mao, Chloe Rolland, Laura Gustafson, Tete Xiao, Spencer Whitehead, Alexander C Berg, Wan-Yen Lo, et al. Segment anything. In *Proceedings of the IEEE/CVF International Conference on Computer Vision (ICCV)*, 2023.
- Ranjay Krishna, Yuke Zhu, Oliver Groth, Justin Johnson, Kenji Hata, Joshua Kravitz, Stephanie Chen, Yannic Kalantidis, Li-Jia Li, David A Shamma, et al. Visual genome: Connecting language and vision using crowdsourced dense image annotations. *Proceedings of the IEEE/CVF International Conference on Computer Vision (ICCV)*, 2017.
- Alex Krizhevsky, Ilya Sutskever, and Geoffrey E Hinton. Imagenet classification with deep convolutional neural networks. *Advances in Neural Information Processing Systems (NeurIPS)*, 2012.
- Bo Li, Kaichen Zhang, Hao Zhang, Dong Guo, Renrui Zhang, Feng Li, Yuanhan Zhang, Ziwei Liu, and Chunyuan Li. Llava-next: Stronger llms supercharge multimodal capabilities in the wild, May 2024a. URL <https://llava-vl.github.io/blog/2024-05-10-llava-next-stronger-llms/>.
- Bo Li, Peiyuan Zhang, Kaichen Zhang, Fanyi Pu, Xinrun Du, Yuhao Dong, Haotian Liu, Yuanhan Zhang, Ge Zhang, Chunyuan Li, and Ziwei Liu. Lmms-eval: Accelerating the development of large multimodal models, 2024b. URL <https://github.com/EvolvingLMMS-Lab/lmms-eval>.
- Bo Li, Yuanhan Zhang, Dong Guo, Renrui Zhang, Feng Li, Hao Zhang, Kaichen Zhang, Yanwei Li, Ziwei Liu, and Chunyuan Li. Llava-onevision: Easy visual task transfer. *arXiv preprint arXiv:2408.03326*, 2024c.
- Bohao Li, Rui Wang, Guangzhi Wang, Yuying Ge, Yixiao Ge, and Ying Shan. Seed-bench: Benchmarking multimodal llms with generative comprehension. *arXiv preprint arXiv:2307.16125*, 2023a.
- Junnan Li, Dongxu Li, Silvio Savarese, and Steven Hoi. BLIP-2: bootstrapping language-image pre-training with frozen image encoders and large language models. In *International Conference on Machine Learning (ICML)*, 2023b.
- Lei Li, Yuqi Wang, Runxin Xu, Peiyi Wang, Xiachong Feng, Lingpeng Kong, and Qi Liu. Multimodal arxiv: A dataset for improving scientific comprehension of large vision-language models. *arXiv preprint arXiv:2403.00231*, 2024d.
- Tianhong Li, Yonglong Tian, He Li, Mingyang Deng, and Kaiming He. Autoregressive image generation without vector quantization. *arXiv preprint arXiv:2406.11838*, 2024e.
- Yanwei Li, Yuechen Zhang, Chengyao Wang, Zhisheng Zhong, Yixin Chen, Ruihang Chu, Shaoteng Liu, and Jiaya Jia. Mini-gemini: Mining the potential of multi-modality vision language models. *arXiv preprint arXiv:2403.18814*, 2024f.
- Yifan Li, Yifan Du, Kun Zhou, Jinpeng Wang, Wayne Xin Zhao, and Ji-Rong Wen. Evaluating object hallucination in large vision-language models. *arXiv preprint arXiv:2305.10355*, 2023c.
- Tsung-Yi Lin, Michael Maire, Serge Belongie, James Hays, Pietro Perona, Deva Ramanan, Piotr Dollár, and C Lawrence Zitnick. Microsoft coco: Common objects in context. In *European Conference on Computer Vision (ECCV)*, 2014.

- Haotian Liu, Chunyuan Li, Qingyang Wu, and Yong Jae Lee. Visual instruction tuning. In *Advances in Neural Information Processing Systems (NeurIPS)*, 2023a.
- Haotian Liu, Chunyuan Li, Yuheng Li, and Yong Jae Lee. Improved baselines with visual instruction tuning. In *Proceedings of the IEEE/CVF Conference on Computer Vision and Pattern Recognition (CVPR)*, 2024a.
- Haotian Liu, Chunyuan Li, Yuheng Li, Bo Li, Yuanhan Zhang, Sheng Shen, and Yong Jae Lee. Llava-next: Improved reasoning, ocr, and world knowledge, January 2024b. URL <https://llava-vl.github.io/blog/2024-01-30-llava-next/>.
- Yuan Liu, Haodong Duan, Yuanhan Zhang, Bo Li, Songyang Zhang, Wangbo Zhao, Yike Yuan, Jiaqi Wang, Conghui He, Ziwei Liu, et al. Mmbench: Is your multi-modal model an all-around player? *arXiv preprint arXiv:2307.06281*, 2023b.
- Yuliang Liu, Zhang Li, Biao Yang, Chunyuan Li, Xucheng Yin, Cheng-lin Liu, Lianwen Jin, and Xiang Bai. On the hidden mystery of ocr in large multimodal models. *arXiv preprint arXiv:2305.07895*, 2023c.
- Zhuang Liu, Hanzi Mao, Chao-Yuan Wu, Christoph Feichtenhofer, Trevor Darrell, and Saining Xie. A convnet for the 2020s. In *Proceedings of the IEEE/CVF Conference on Computer Vision and Pattern Recognition (CVPR)*, 2022.
- Haoyu Lu, Wen Liu, Bo Zhang, Bingxuan Wang, Kai Dong, Bo Liu, Jingxiang Sun, Tongzheng Ren, Zhuoshu Li, Yaofeng Sun, et al. Deepseek-vl: towards real-world vision-language understanding. *arXiv preprint arXiv:2403.05525*, 2024.
- Pan Lu, Ran Gong, Shibiao Jiang, Liang Qiu, Siyuan Huang, Xiaodan Liang, and Song-Chun Zhu. Inter-gps: Interpretable geometry problem solving with formal language and symbolic reasoning. *arXiv preprint arXiv:2105.04165*, 2021.
- Pan Lu, Liang Qiu, Kai-Wei Chang, Ying Nian Wu, Song-Chun Zhu, Tanmay Rajpurohit, Peter Clark, and Ashwin Kalyan. Dynamic prompt learning via policy gradient for semi-structured mathematical reasoning. *arXiv preprint arXiv:2209.14610*, 2022.
- Henry B Mann and Donald R Whitney. On a test of whether one of two random variables is stochastically larger than the other. *The annals of mathematical statistics*, pp. 50–60, 1947.
- Kenneth Marino, Mohammad Rastegari, Ali Farhadi, and Roozbeh Mottaghi. Ok-vqa: A visual question answering benchmark requiring external knowledge. In *Proceedings of the IEEE/CVF Conference on Computer Vision and Pattern Recognition (CVPR)*, 2019.
- Ahmed Masry, Do Xuan Long, Jia Qing Tan, Shafiq Joty, and Enamul Hoque. Chartqa: A benchmark for question answering about charts with visual and logical reasoning. *arXiv preprint arXiv:2203.10244*, 2022.
- Minesh Mathew, Dimosthenis Karatzas, and CV Jawahar. Docvqa: A dataset for vqa on document images. In *Proceedings of the IEEE/CVF Winter Conference on Applications of Computer Vision (WACV)*, 2021.
- Brandon McKinzie, Zhe Gan, Jean-Philippe Fauconnier, Sam Dodge, Bowen Zhang, Philipp Dufter, Dhruvi Shah, Xianzhi Du, Futang Peng, Floris Weers, et al. Mml: Methods, analysis & insights from multimodal llm pre-training. *arXiv preprint arXiv:2403.09611*, 2024.
- Anand Mishra, Shashank Shekhar, Ajeet Kumar Singh, and Anirban Chakraborty. Ocr-vqa: Visual question answering by reading text in images. In *International Conference on Document Analysis and Recognition (ICDAR)*, 2019.
- Aaron van den Oord, Oriol Vinyals, and Koray Kavukcuoglu. Neural discrete representation learning. *arXiv preprint arXiv:1711.00937*, 2017.
- OpenAI. GPT-4V(ision) System Card, 2023a. URL https://cdn.openai.com/papers/GPTV_System_Card.pdf.
- R OpenAI. Gpt-4 technical report. *arXiv*, pp. 2303–08774, 2023b.
- Maxime Oquab, Timothée Darcet, Théo Moutakanni, Huy Vo, Marc Szafraniec, Vasil Khalidov, Pierre Fernandez, Daniel Haziza, Francisco Massa, Alaaeldin El-Nouby, et al. DINOv2: Learning robust visual features without supervision. *arXiv preprint arXiv:2304.07193*, 2023.
- Alec Radford, Karthik Narasimhan, Tim Salimans, Ilya Sutskever, et al. Improving language understanding by generative pre-training. 2018.

- Alec Radford, Jeffrey Wu, Rewon Child, David Luan, Dario Amodei, Ilya Sutskever, et al. Language models are unsupervised multitask learners. *OpenAI blog*, 2019.
- Alec Radford, Jong Wook Kim, Chris Hallacy, Aditya Ramesh, Gabriel Goh, Sandhini Agarwal, Girish Sastry, Amanda Askell, Pamela Mishkin, Jack Clark, et al. Learning transferable visual models from natural language supervision. In *International Conference on Machine Learning (ICML)*, 2021.
- Robin Rombach, Andreas Blattmann, Dominik Lorenz, Patrick Esser, and Björn Ommer. High-resolution image synthesis with latent diffusion models. In *Proceedings of the IEEE/CVF Conference on Computer Vision and Pattern Recognition (CVPR)*, 2022.
- Tanik Saikh, Tirthankar Ghosal, Amish Mittal, Asif Ekbal, and Pushpak Bhattacharyya. Scienceqa: A novel resource for question answering on scholarly articles. *International Journal on Digital Libraries*, 23(3): 289–301, 2022.
- Jorge Sánchez and Florent Perronnin. High-dimensional signature compression for large-scale image classification. In *Proceedings of the IEEE/CVF Conference on Computer Vision and Pattern Recognition (CVPR)*, 2011.
- Dustin Schwenk, Apoorv Khandelwal, Christopher Clark, Kenneth Marino, and Roozbeh Mottaghi. A-okvqa: A benchmark for visual question answering using world knowledge. In *European Conference on Computer Vision (ECCV)*, 2022.
- Amanpreet Singh, Vivek Natarajan, Meet Shah, Yu Jiang, Xinlei Chen, Dhruv Batra, Devi Parikh, and Marcus Rohrbach. Towards vqa models that can read. In *Proceedings of the IEEE/CVF Conference on Computer Vision and Pattern Recognition (CVPR)*, 2019.
- Yang Song and Stefano Ermon. Generative modeling by estimating gradients of the data distribution. *Advances in Neural Information Processing Systems (NeurIPS)*, 2019.
- Student. The probable error of a mean. *Biometrika*, pp. 1–25, 1908.
- Peize Sun, Yi Jiang, Shoufa Chen, Shilong Zhang, Bingyue Peng, Ping Luo, and Zehuan Yuan. Autoregressive model beats diffusion: Llama for scalable image generation. *arXiv preprint arXiv:2406.06525*, 2024a.
- Quan Sun, Qiyang Yu, Yufeng Cui, Fan Zhang, Xiaosong Zhang, Yueze Wang, Hongcheng Gao, Jingjing Liu, Tiejun Huang, and Xinlong Wang. Generative pretraining in multimodality. *arXiv preprint arXiv:2307.05222*, 2023.
- Quan Sun, Yufeng Cui, Xiaosong Zhang, Fan Zhang, Qiyang Yu, Yueze Wang, Yongming Rao, Jingjing Liu, Tiejun Huang, and Xinlong Wang. Generative multimodal models are in-context learners. In *Proceedings of the IEEE/CVF Conference on Computer Vision and Pattern Recognition (CVPR)*, 2024b.
- Gemini Team, Rohan Anil, Sebastian Borgeaud, Yonghui Wu, Jean-Baptiste Alayrac, Jiahui Yu, Radu Soricut, Johan Schalkwyk, Andrew M Dai, Anja Hauth, et al. Gemini: a family of highly capable multimodal models. *arXiv preprint arXiv:2312.11805*, 2023.
- ShareGPT Team. Sharegpt, 2023. URL <https://sharegpt.com>.
- Shengbang Tong, Ellis Brown, Penghao Wu, Sanghyun Woo, Manoj Middepogu, Sai Charitha Akula, Jihan Yang, Shusheng Yang, Adithya Iyer, Xichen Pan, et al. Cambrian-1: A fully open, vision-centric exploration of multimodal llms. *arXiv preprint arXiv:2406.16860*, 2024a.
- Shengbang Tong, Zhuang Liu, Yuexiang Zhai, Yi Ma, Yann LeCun, and Saining Xie. Eyes wide shut? exploring the visual shortcomings of multimodal llms. In *Proceedings of the IEEE/CVF Conference on Computer Vision and Pattern Recognition (CVPR)*, 2024b.
- Hugo Touvron, Matthieu Cord, and Hervé Jégou. Deit III: Revenge of the vit. In *European Conference on Computer Vision (ECCV)*, 2022.
- Hugo Touvron, Louis Martin, Kevin Stone, Peter Albert, Amjad Almahairi, Yasmine Babaei, Nikolay Bashlykov, Soumya Batra, Prajjwal Bhargava, Shrutu Bhosale, et al. LLaMA 2: Open foundation and fine-tuned chat models. *arXiv preprint arXiv:2307.09288*, 2023.
- Ashish Vaswani, Noam Shazeer, Niki Parmar, Jakob Uszkoreit, Llion Jones, Aidan N. Gomez, Lukasz Kaiser, and Illia Polosukhin. Attention is all you need. *Advances in Neural Information Processing Systems (NeurIPS)*, 2017.

- Pascal Vincent, Hugo Larochelle, Yoshua Bengio, and Pierre-Antoine Manzagol. Extracting and composing robust features with denoising autoencoders. In *International Conference on Machine Learning (ICML)*, 2008.
- Haochen Wang, Junsong Fan, Yuxi Wang, Kaiyou Song, Tiancai Wang, Xiangyu Zhang, and Zhaoxiang Zhang. Bootstrap masked visual modeling via hard patches mining. *arXiv preprint arXiv:2312.13714*, 2023a.
- Haochen Wang, Junsong Fan, Yuxi Wang, Kaiyou Song, Tong Wang, and Zhaoxiang Zhang. Droppos: Pre-training vision transformers by reconstructing dropped positions. *Advances in Neural Information Processing Systems (NeurIPS)*, 2023b.
- Haochen Wang, Kaiyou Song, Junsong Fan, Yuxi Wang, Jin Xie, and Zhaoxiang Zhang. Hard patches mining for masked image modeling. In *Proceedings of the IEEE/CVF Conference on Computer Vision and Pattern Recognition (CVPR)*, 2023c.
- Ke Wang, Juntong Pan, Weikang Shi, Zimu Lu, Mingjie Zhan, and Hongsheng Li. Measuring multimodal mathematical reasoning with math-vision dataset. *arXiv preprint arXiv:2402.14804*, 2024a.
- Peng Wang, Shuai Bai, Sinan Tan, Shijie Wang, Zhihao Fan, Jinze Bai, Keqin Chen, Xuejing Liu, Jialin Wang, Wenbin Ge, et al. Qwen2-vl: Enhancing vision-language model’s perception of the world at any resolution. *arXiv preprint arXiv:2409.12191*, 2024b.
- xAI. Grok. 2024.
- An Yang, Baosong Yang, Binyuan Hui, Bo Zheng, Bowen Yu, Chang Zhou, Chengpeng Li, Chengyuan Li, Dayiheng Liu, Fei Huang, et al. Qwen2 technical report. *arXiv preprint arXiv:2407.10671*, 2024a.
- Ruofeng Yang, Zhijie Wang, Bo Jiang, and Shuai Li. The convergence of variance exploding diffusion models under the manifold hypothesis, 2024b. URL <https://openreview.net/forum?id=tD4NOxYTFg>.
- Xiang Yue, Yuansheng Ni, Kai Zhang, Tianyu Zheng, Ruoqi Liu, Ge Zhang, Samuel Stevens, Dongfu Jiang, Weiming Ren, Yuxuan Sun, et al. Mmmu: A massive multi-discipline multimodal understanding and reasoning benchmark for expert agi. In *Proceedings of the IEEE/CVF Conference on Computer Vision and Pattern Recognition (CVPR)*, 2024.
- Xiaohua Zhai, Basil Mustafa, Alexander Kolesnikov, and Lucas Beyer. Sigmoid loss for language image pre-training. In *Proceedings of the IEEE/CVF International Conference on Computer Vision (ICCV)*, 2023.
- Richard Zhang, Phillip Isola, Alexei A Efros, Eli Shechtman, and Oliver Wang. The unreasonable effectiveness of deep features as a perceptual metric. In *Proceedings of the IEEE/CVF Conference on Computer Vision and Pattern Recognition (CVPR)*, 2018.
- Yi-Fan Zhang, Qingsong Wen, Chaoyou Fu, Xue Wang, Zhang Zhang, Liang Wang, and Rong Jin. Beyond llava-hd: Diving into high-resolution large multimodal models. *arXiv preprint arXiv:2406.08487*, 2024.

APPENDIX

A LATENT DIFFUSION MODELS

Given a set of clean latent tokens \mathbf{z}_0 drawn from $p(\mathbf{z})$, the forward diffusion process is a Markov chain that gradually adds random Gaussian noise to the original sample:

$$q(\mathbf{z}_t|\mathbf{z}_{t-1}) = \mathcal{N}(\sqrt{1 - \beta_t}\mathbf{z}_{t-1}, \beta_t\mathbf{I}), \quad (5)$$

where $\mathcal{N}(\boldsymbol{\mu}, \boldsymbol{\Sigma})$ denotes the Gaussian distribution, and t indicates discrete timesteps. $\beta_t \in (0, 1)$ indicates a pre-defined time-dependent variance schedule. According to [Ho et al. \(2020\)](#), to admit sampling \mathbf{z}_t at an arbitrary timestep t directly from \mathbf{z}_0 , this transition can be reformulated as

$$\begin{aligned} q(\mathbf{z}_t|\mathbf{z}_0) &= \mathcal{N}(\sqrt{\bar{\alpha}_t}\mathbf{z}_0, (1 - \bar{\alpha}_t)\mathbf{I}), \\ \mathbf{z}_t &= \sqrt{\bar{\alpha}_t}\mathbf{z}_0 + \sqrt{1 - \bar{\alpha}_t}\boldsymbol{\epsilon}, \quad \boldsymbol{\epsilon} \sim \mathcal{N}(\mathbf{0}, \mathbf{I}), \end{aligned} \quad (6)$$

where $\alpha_t = 1 - \beta_t$ and $\bar{\alpha}_t = \prod_{i=1}^t \alpha_i$. A latent diffusion model learns to *reverse* this progressive noise addition process for latent tokens. Specifically, to iteratively generate clean tokens \mathbf{z}_0 from pure noise \mathbf{z}_T conditioned on \mathcal{C} , we need to reverse the forward process by

$$\mathbf{z}_{t-1} = \frac{1}{\sqrt{\alpha_t}} \left(\mathbf{z}_t - \frac{1 - \alpha_t}{\sqrt{1 - \bar{\alpha}_t}} \boldsymbol{\epsilon}_\pi(\mathbf{z}_t; \mathcal{C}, t) \right) + \sigma_t \boldsymbol{\epsilon}, \quad (7)$$

where a π -parameterized neural network $\boldsymbol{\epsilon}_\pi$ is trained to predict the added noise during the forward process. σ_t indicates the posterior noise variance. The training objective of $\boldsymbol{\epsilon}_\pi$ is

$$\mathcal{L}(\pi, \mathbf{z}_0) = \mathbb{E}_{t, \boldsymbol{\epsilon}} [\|\boldsymbol{\epsilon}_\pi(\sqrt{\bar{\alpha}_t}\mathbf{z}_0 + \sqrt{1 - \bar{\alpha}_t}\boldsymbol{\epsilon}; \mathcal{C}, t) - \boldsymbol{\epsilon}\|^2]. \quad (8)$$

B IMPLEMENTATION DETAILS

Table 6: **Hyperparameters of ROSS.** We obtain most of the configurations from [Liu et al. \(2024a\)](#).

Config	Stage I	Stage II
Trainable parts	projector + denoiser	projector + LLM + denoiser
Frozen parts	visual encoder + LLM + teacher tokenizer	visual encoder + teacher tokenizer
Global batch size	256	128
Batch size per GPU	16	4
Accumulated steps	2	4
DeepSpeed zero stage	2	3
Learning rate	1×10^{-3}	2×10^{-5}
Learning rate schedule	warmup + cosine decay	
Warmup ratio	0.03	
Weight decay	0	
Epoch	1	
Optimizer	AdamW	
Precision	bf16	

Table 7: **Details of the instruction tuning dataset** provided by [Tong et al. \(2024a\)](#).

Dataset	# Samples
LLaVA (Liu et al., 2023a)	158K
ShareGPT (Team, 2023)	40K
VQAv2 (Goyal et al., 2017)	83K
GQA (Hudson & Manning, 2019)	72.1K
OKVQA (Marino et al., 2019)	9K
OCRVQA (Mishra et al., 2019)	80K
A-OKVQA (Schwenk et al., 2022)	50K
TextVQA (Singh et al., 2019)	21.9K
RefCOCO (Kazemzadeh et al., 2014)	30K
VG (Krishna et al., 2017)	86.4K
DVQA (Kafle et al., 2018)	13K
DocVQA (Mathew et al., 2021)	15K
ChartQA (Masry et al., 2022)	28.1K
AI2 Diagrams (Kembhavi et al., 2016)	15.5K

Table 8: **Details of the instruction tuning dataset** provided by [Zhang et al. \(2024\)](#).

Dataset	# Samples
SciencQA (Saikh et al., 2022)	9K
TextbookQA (Kembhavi et al., 2017)	9.5K
AI2 Diagrams (Kembhavi et al., 2016)	12.4K
ChartQA (Masry et al., 2022)	28.3K
DVQA (Kafle et al., 2018)	200K
ArxivQA (Li et al., 2024d)	100K
GeoQA3 (Chen et al., 2021)	5K
Geometry3K (Lu et al., 2021)	2.1K
GeoQA+ (Cao & Xiao, 2022)	72.3K
MathVision (Wang et al., 2024a)	2.7K
TabMWP (Lu et al., 2022)	30.7K

Table 9: **Summary of the evaluation benchmarks.** Prompts are mostly borrowed from VLMEvalKit (Duan et al., 2024) and lmms-eval (Li et al., 2024b).

Benchmark	Response formatting prompts
POPE (Li et al., 2023c)	—
HallusionBench (Guan et al., 2024)	Answer the question using a single word or phrase.
MMBench (Liu et al., 2023b)	Answer with the option’s letter from the given choices directly.
SEED-Bench (Li et al., 2023a)	Answer with the option’s letter from the given choices directly.
MMMU (Yue et al., 2024)	Answer with the option’s letter from the given choices directly.
MMVP (Tong et al., 2024b)	Answer with the option’s letter from the given choices directly.
AI2D (Hiippala et al., 2021)	Answer with the option’s letter from the given choices directly.
RealWorldQA (xAI, 2024)	Answer with the option’s letter from the given choices directly.
GQA (Hudson & Manning, 2019)	Answer the question using a single word or phrase.
ChartQA (Masry et al., 2022)	Answer the question using a single word or phrase.
OCRBench (Liu et al., 2023c)	Answer the question using a single word or phrase.
DocVQA (Mathew et al., 2021)	Answer the question using a single word or phrase.
InfoVQA (Biten et al., 2022)	Answer the question using a single word or phrase.
TextVQA (Singh et al., 2019)	Answer the question using a single word or phrase.

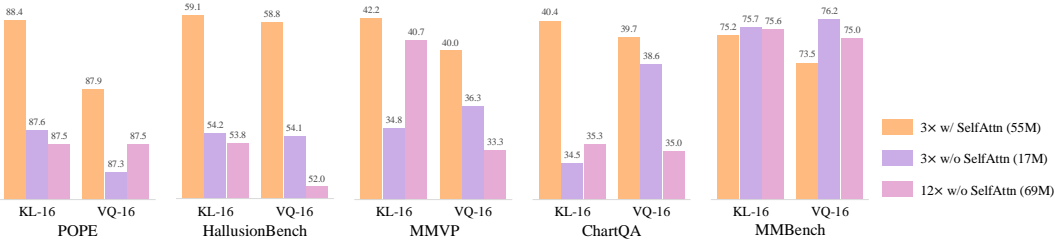


Figure 10: **The architecture of the denoiser and the choice of fine-grained tokenizer.** The self-attention module illustrated in Figure 4b is crucial since orange bars consistently outperform others on hallucination and fine-grained comprehension benchmarks, while maintaining similar performances on the general understanding benchmark. KL-16 provided by Rombach et al. (2022) is better than VQ-16 provided by Sun et al. (2024a), as quantization may lead to information loss.

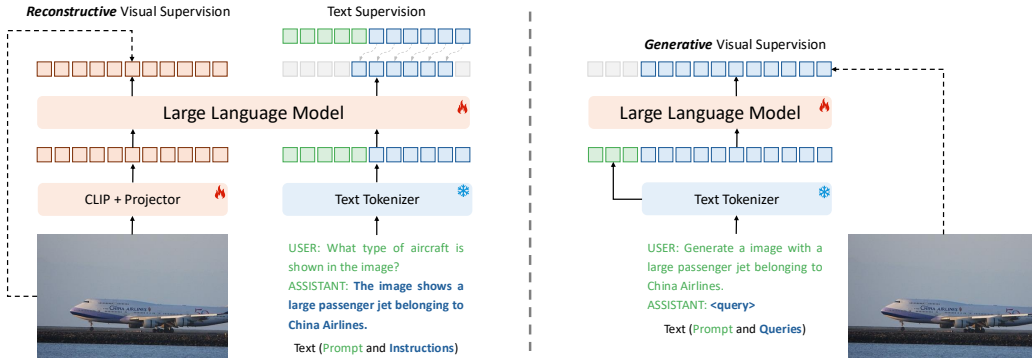


Figure 11: **Pipeline comparison between reconstructive and generative.** The reconstructive objective (left) does *not* require specific data formulations and can be easily combined with current visual instruction tuning data. However, the generative objective (right) needs specific *text-to-image* creation data, which could be converted by image-to-text caption data.

Hyperparameters. The hyperparameters of ROSS are provided in Table 6. We simply borrow most configurations from LLaVA-v1.5 (Liu et al., 2024a) without further tuning, as we find it works well with our ROSS, even if we adopt SigLIP (Zhai et al., 2023) and Qwen2 (Yang et al., 2024a) while the original LLaVA-v1.5 (Liu et al., 2024a) utilized CLIP (Radford et al., 2021) and Vicuna-v1.5 (Chiang et al., 2023). As SigLIP represents a single 384×384 image with 729 tokens and the downsampling ratio of the teacher tokenizer KL-16 (Rombach et al., 2022) is 16, we set the input resolution of the teacher tokenizer as $432 = \sqrt{729} \times 16$ to produce 729 fine-grained tokens as denoising targets.

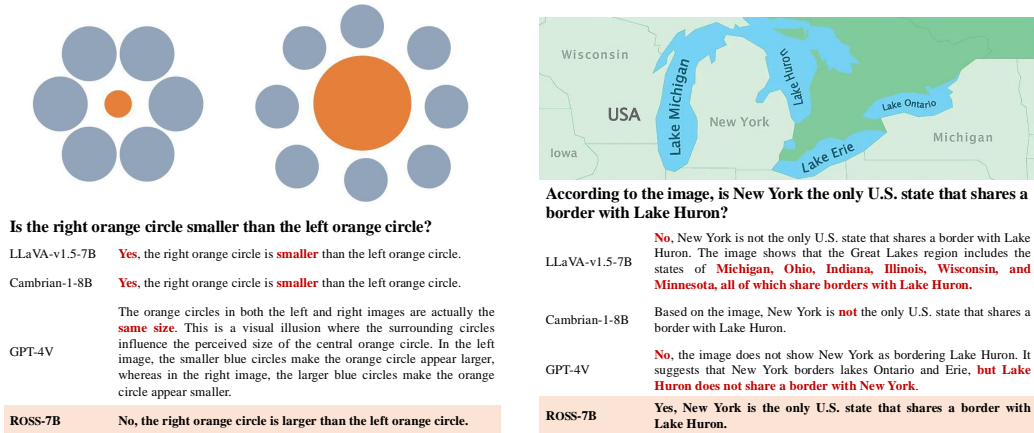


Figure 12: Qualitative comparisons on HallusionBench (Guan et al., 2024).

Instruction Tuning Data. When comparing with state-of-art LMMs in Table 4, our ROSS is trained on approximately 1.2M instruction tuning data, which is a mixture of Cambrian-737K (Tong et al., 2024a) and SMR-473K (Zhang et al., 2024). Details of these two instruction tuning datasets are listed in Table 7 and Table 8, respectively. There might be some overlap but we simply concat these two datasets as it is already empirically effective.

Evaluation Prompts. We provide a thorough examination of all evaluation benchmarks utilized in this paper in Table 9. Notably, for MMVP (Tong et al., 2024b), which is not officially supported by VLMEvalKit (Duan et al., 2024), we follow Cambrian-1 (Tong et al., 2024a) to reformat the original question into a multiple-choice format and compute the accuracy using exact matching.

C MORE EXPERIMENTS

KL-16 v.s. VQ-16. Our default tokenizer is a continuous VAE (Kingma, 2013) with Kullback-Leibler (KL) divergence trained by Rombach et al. (2022). We further conduct experiments with a discrete tokenizer provided by Sun et al. (2024a), which is a VQGAN (Esser et al., 2021), i.e., VQVAE (Oord et al., 2017) with additional perceptual loss (Zhang et al., 2018) and adversarial loss (Goodfellow et al., 2014). KL-16 outperforms VQ-16. One intuitive explanation is that KL-16 preserves more low-level details than VQ-16 since quantization may lead to information loss. Moreover, quantitatively, on ImageNet (Deng et al., 2009) 256×256 validation set, KL-16 achieves 0.87 rFID (Heusel et al., 2017) while the rFID (Heusel et al., 2017) of VQ-16 is 2.19.

Architecture of the Denoiser. Illustrated in Figure 10, the self-attention module is crucial, as original visual outputs $x_{i \leq N}$ are actually causal and we need to model inter-token discrepancy via self-attention. The number of trainable parameters is not the crux.

Generative v.s. Reconstructive. We offer a detailed pipeline comparison in Figure 11. Experimental results have already been provided in Table 2. The implementation of generative methods is similar to Sun et al. (2024b) and Dong et al. (2024), where we adopt 576 learnable queries as inputs and take the corresponding outputs as conditions for the denoiser.

Qualitative Comparisons. We provide sufficient qualitative comparisons in Figure 12, Figure 13, Figure 14, and Figure 9 on HallusionBench (Guan et al., 2024), MMBench (Liu et al., 2023b) English dev split, MMVP (Tong et al., 2024b), and SpatialBench (Cai et al., 2024), respectively. In Figure 12, Figure 13, and Figure 14, we compare our ROSS-7B with the instruction tuning baseline LLaVA-v1.5-7B (Liu et al., 2024a), the state-of-the-art open-source method using extrinsic assistance Cambrian-1-8B (Tong et al., 2024a), and GPT-4V (OpenAI, 2023a).

As demonstrated in Figure 12, where we highlight the wrong parts of each prediction in red, our ROSS manages to correctly answer the question with reduced hallucinations even when GPT-4V fails. Cambrian-1 (Tong et al., 2024a) even fails to follow the instructions in the second example. This could be because a super huge SFT data (7M) may harm the instruction-following abilities of LMMs. Qualitative results shown in Figure 13 demonstrate both enhanced reasoning abilities (the first example), low-level comprehension capabilities (the second example), and spatial understanding

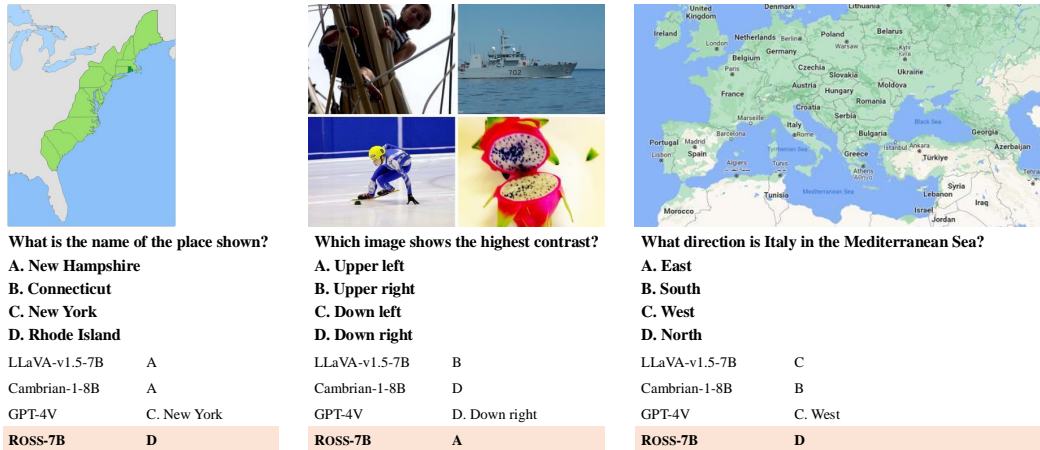


Figure 13: Qualitative comparisons on MMBench (Guan et al., 2024) English dev split.

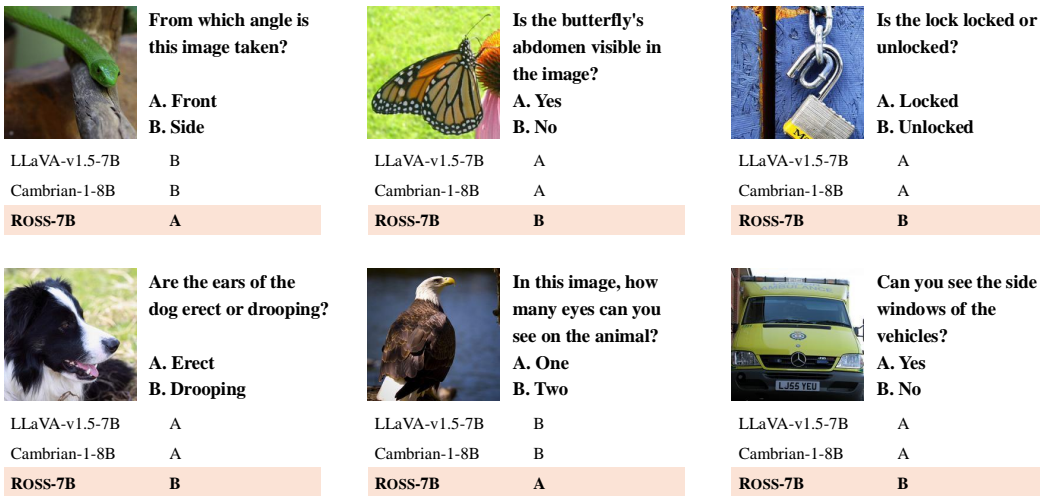


Figure 14: Qualitative comparisons on MMVP (Tong et al., 2024b).

skills (the third example). Figure 14 illustrates that our ROSS is good at recognizing various visual patterns, implying that the introduced reconstructive vision-centric objective indeed makes up the visual shortcomings of the original visual encoder.