

# Novel inner shadows of the Kerr black hole illuminated by a tilted thin accretion disk

Shiyang Hu<sup>1,\*</sup> Dan Li<sup>1,†</sup> and Chen Deng<sup>2‡</sup>

1. *School of Mathematics and Physics, University of South China,  
Hengyang 421001, People's Republic of China*

2. *School of Astronomy and Space Science, Nanjing University,  
Nanjing 210023, People's Republic of China*

## Abstract

The inner shadow of a black hole, as a projection of the event horizon, is regarded as a potential tool for testing gravitational theories and constraining system parameters. Whether this holds in the case of a tilted accretion disk warrants further investigation. In this paper, we employ a ray-tracing algorithm to simulate images of the Kerr black hole illuminated by a tilted thin accretion disk, with particular attention to the relationship between the inner shadow and system parameters. Our findings reveal that in the case of an equatorial accretion disk, the Kerr black hole exhibits a minimum inner shadow size of  $S_{\min} = 13.075 M^2$ , where  $M$  denotes the black hole mass. This minimum is achieved when the viewing angle is  $0^\circ$  and the spin parameter approaches 1. However, with a non-zero disk tilt, the inner shadow exhibits novel configurations—taking on petal, crescent, or eyebrow shapes—significantly smaller than  $S_{\min}$  across various parameter spaces. This indicates that the inner shadow is highly sensitive to the accretion environment, suggesting that caution is needed when using it as a diagnostic tool for black holes. Notably, an observed inner shadow smaller than  $S_{\min}$  would either indicate the presence of a tilted accretion disk or support the viability of modified gravity. Moreover, in certain parameter spaces, we identify the emergence of a dual-shadow structure, which could also serve as a probe for the tilted accretion disk.

Keywords: Inner shadow; Kerr black hole; Tilted accretion disk; Ray-tracing

---

\*Electronic address: husy\_arcturus@163.com

†Electronic address: danli@usc.edu.cn

‡Electronic address: dengchen@smail.nju.edu.cn

## I. INTRODUCTION

Since the advent of general relativity, black holes have remained a subject of profound fascination within the astronomical community. In recent years, the study of black holes has evolved from theoretical speculation to direct observation. Notably, the Event Horizon Telescope (EHT) collaboration, utilizing a Very Long Baseline Interferometry (VLBI) array, successfully captured and released the first images of the supermassive black holes at the centers of the M87 galaxy and the Milky Way [1, 2]. These landmark observations not only conclusively verified the existence of black holes but also opened a novel channel for their exploration. Subsequently, a substantial body of research on black hole images [3–16], black hole-jet system images [17–21], hot-spot images [22–27], and polarized images [28–34], within the frameworks of general relativity and modified gravity theories, has emerged, injecting unprecedented vitality into this field.

Theoretically, a black hole can capture light rays emitted by surrounding sources, resulting in a distinct region of brightness depression on the observation plane from Earth. This region is referred to as the ‘shadow’, first introduced by Falcke *et al.* [35], and its boundary is the 2D projection of the black hole’s unstable critical photon orbits. Notably, the black hole shadow is considered the ‘fingerprint’ of spacetime, unaffected by the accretion environment, making it a powerful tool for studying black hole physics and gravity theories. Consequently, many pioneering studies have focused on constraining system parameters through the shadow’s profile [36, 37, 39–45]. However, accurately extracting the geometric information of the black hole shadow requires extremely high angular resolution, which is currently beyond reach with the technology of the EHT [4, 46]. As a result, despite the groundbreaking achievements of the EHT, there remains ample room for discussion regarding modifications to gravity theories and the accretion environment.

On the other hand, it is interesting to note that for some supermassive black holes at the centers of galaxies, such as Sagittarius A\*, the accreting material near the event horizon is optically thin at 230 GHz [2]. In other words, following the backward ray-tracing approach, the accretion flow within the innermost stable circular orbit (ISCO) can intercept light rays that would otherwise pass through the black hole’s event horizon, allowing the observer to discern a dim region smaller than the traditional shadow. Numerous studies have confirmed that such a dim region can appear when the inner edge of an equatorial, optically

and geometrically thin accretion disk coincides with the event horizon, and its boundary is clearly separated from the higher-order bright rings [47–57]. More importantly, Chael *et al.* identified a similar region in general relativistic magnetohydrodynamic (GRMHD) simulations in Kerr spacetime, which they named the ‘inner shadow’ to distinguish it from the traditional shadow [6]. Furthermore, researchers have pointed out that the boundary of the inner shadow is a projection of the black hole’s event horizon, and its geometric informations have the potential to constrain system parameters such as the viewing angle and spin. Building on this, several authors have explored the geometric properties of the inner shadow of Kerr-Melvin black holes illuminated by an equatorial accretion disk across different parameter spaces, finding that the evolution of the inner shadow with varying parameters aligns with the changes in higher-order photon rings. This has led them to propose that the black hole’s inner shadow could serve as a tool for identifying black holes and studying the magnetic field around them [9].

In astrophysics, the angular momentum of accreting matter is not always aligned with the angular momentum of the black hole, which leads to the formation of tilted accretion disk. There is substantial evidence showing that tilted accretion disks are commonly present in X-ray binary systems [58–60], and the tilted accretion disk-jet system of the supermassive black hole M87\* has also been confirmed [61]. Research on the structure evolution and energy spectrum of tilted accretion disks has garnered considerable attention in the scientific community [62–66]. Inspired by this, Hu and colleagues conducted a simulation of the images of spherically symmetric hairy black holes illuminated by a geometrically thin, tilted accretion disk within the framework of Horndeski theory [14]. They found that the inner shadow of the black hole tends to be obscured by the tilted accretion disk, and it also rotates along with the precession of the disk. Therefore, they argued that, given the difficulties in constraining the accretion environment, using the inner shadow to test gravity theories requires particular caution. However, the scientific community has reached a consensus on the existence of rotation in astrophysical black holes, indicating that Hu *et al.* did not tell the whole story. In the scenario of a rotating black hole, does a tilted accretion disk obscure the inner shadow? What insights can the inner shadow provide for black hole physics and high-energy physics? These questions will be properly addressed in this paper.

The remainder of this paper is organized as follows. In Sec. II, we briefly review the Kerr black hole and the canonical equation of photon motion, which form the foundation of the

ray-tracing algorithm. Then, in Sec. III, we provide a detailed introduction to the backward ray-tracing method and the model of the tilted accretion disk. Before the conclusions and discussion in Sec. V, we present in Sec. IV the novel inner shadows cast by the Kerr black hole illuminated by a tilted thin accretion disk across different parameter spaces, and carefully elaborate on their astrophysical implications. Throughout this paper, we adopt geometric units, where the black hole mass  $M$ , the speed of light  $c$ , and the gravitational constant  $G$  are set to unity.

## II. KERR METRIC AND NULL-LIKE GEODESICS

Astrophysical black holes are usually described by the Kerr metric, which can be expressed in the Boyer-Lindquist coordinates  $x = (t, r, \theta, \varphi)$  with the spacelike signature  $(-, +, +, +)$  as [20, 36, 67–69]

$$ds^2 = - \left(1 - \frac{2r}{\Sigma}\right) dt^2 - \frac{4ar \sin^2 \theta}{\Sigma} dt d\varphi + \frac{\Sigma}{\Delta} dr^2 + \Sigma d\theta^2 + \sin^2 \theta \left(r^2 + a^2 + \frac{2a^2 r \sin^2 \theta}{\Sigma}\right) d\varphi^2, \quad (1)$$

where  $a$  denotes the black hole spin parameter, and  $\Sigma$  and  $\Delta$  are given by

$$\Sigma = r^2 + a^2 \cos^2 \theta, \quad (2)$$

$$\Delta = r^2 - 2r + a^2. \quad (3)$$

By solving the equation  $\Delta = 0$ , we obtain the radius of the event horizon  $r_e$ , expressed as

$$r_e = 1 + \sqrt{1 - a^2}. \quad (4)$$

It is important to emphasize that the size of the inner shadow of a black hole is associated with the event horizon [6]. Consequently, it is anticipated that the inner shadow of a Kerr black hole shrinks as the spin parameter increases. Given that there is an upper limit to the spin parameter for a Kerr black hole solution, the size of the inner shadow theoretically has a minimum value. We will delve into this topic in detail in Sec. IV.

The motion of photons in the Kerr spacetime satisfies the Lagrangian formula

$$\mathcal{L} = \frac{1}{2} g_{\mu\nu} \dot{x}^\mu \dot{x}^\nu, \quad (5)$$

where  $\dot{x}^\mu$  represents the derivative of the generalized coordinates with respect to an affine parameter  $\lambda$ , and  $g_{\mu\nu}$  denotes the covariant metric tensor, which can be read from spacetime line elements. Based on the Legendre transformation, we further obtain the Hamiltonian function governing the motion of the photon:

$$\mathcal{H} = p_\mu \dot{x}^\mu - \mathcal{L} = \frac{1}{2} g^{\mu\nu} p_\mu p_\nu, \quad (6)$$

where  $g^{\mu\nu}$  is the contravariant metric tensor, and  $p_\mu$  denotes the covariant four-momentum, which relate to the four-velocity as

$$p_t = - \left( 1 - \frac{2r}{\Sigma} \right) \dot{t} - \frac{2ar \sin^2 \theta}{\Sigma} \dot{\varphi}, \quad (7)$$

$$p_r = \frac{\Sigma}{\Delta} \dot{r}, \quad (8)$$

$$p_\theta = \Sigma \dot{\theta}, \quad (9)$$

$$p_\varphi = \sin^2 \theta \left( r^2 + a^2 + \frac{2a^2 r \sin^2 \theta}{\Sigma} \right) \dot{\varphi} - \frac{2ar \sin^2 \theta}{\Sigma} \dot{t}. \quad (10)$$

It is necessary to point out that since the Kerr spacetime is of Petrov type D, the metric is independent of the coordinates  $t$  and  $\varphi$ . Consequently,  $p_t$  and  $p_\varphi$  are conserved quantities in photon motion, corresponding to the specific energy  $E = -p_t$  and specific angular momentum  $L = p_\varphi$ , respectively. Hence, we obtain the specific expression of (6) as

$$\mathcal{H} = \frac{1}{2} \left[ -\frac{(\Delta + 2r)^2 - \Delta a^2 \sin^2 \theta}{\Delta \Sigma} (-E)^2 + \frac{\Delta}{\Sigma} p_r^2 + \frac{p_\theta^2}{\Sigma} + \frac{\Sigma - 2r}{\Delta \Sigma \sin^2 \theta} L^2 - \frac{4ar}{\Delta \Sigma} (-E)L \right]. \quad (11)$$

By utilizing the canonical equations

$$\dot{x}^\mu = \frac{\partial \mathcal{H}}{\partial p_\mu}, \quad \dot{p}_\mu = -\frac{\partial \mathcal{H}}{\partial x^\mu}, \quad (12)$$

one can conveniently compute the propagation of light rays in curved spacetime, thereby circumventing the turning point issue that arises when solving  $\dot{\theta}^2$  and  $\dot{r}^2$ .

### III. RAY-TRACING METHOD

To simulate black hole images, it is essential to trace the trajectory of each photon within the local frame of the black hole. In the context of the backward ray-tracing algorithm, the initial conditions for the photons are typically specified in the observer's local coordinate

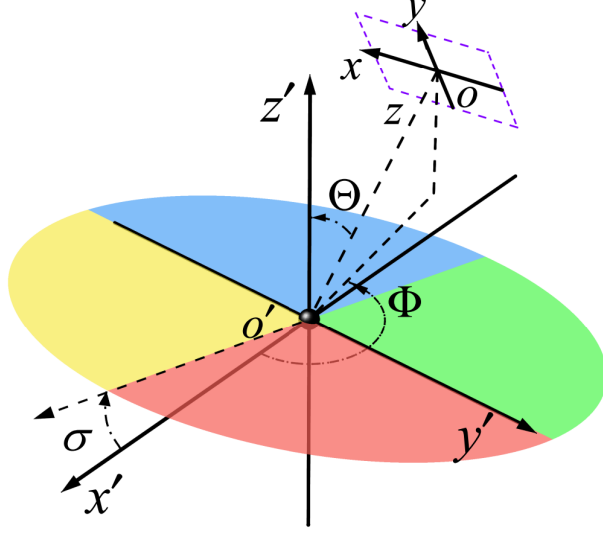


Fig. 1: (colour online) Diagram of the ray-tracing method. The local reference frames of the black hole and the observer are denoted by  $(x', y', z')$  and  $(x, y, z)$ , respectively, with the observer's screen located in the  $\overline{xy}$  plane.  $\Theta$  and  $\Phi$  represent the observer's inclination angle and azimuthal angle, respectively. The disk, idealized as a tilted thin accretion disk, is composed of four distinct color-coded quadrants, with its inner boundary connected to the event horizon of the black hole. The tilt angle  $\sigma$  is defined as the angle between the black hole's equatorial plane  $\overline{x'o'y'}$  and the tilted accretion disk. Following the positive direction of  $\Phi$ , the quadrants of the disk are colored red, green, blue, and yellow, respectively. By employing numerical integration algorithms, the trajectories of light rays originating from each pixel  $(x, y, 0)$  on the observer's screen can be tracked, with those terminating at the event horizon forming the inner shadow.

system. Therefore, the primary task in ray-tracing is to transform initial position and four-momentum into the local coordinate system of the black hole.

As shown in Fig. 1, the local frames of the observer and the Kerr black hole are represented by quasi-Cartesian coordinate systems  $(x, y, z)$  and  $(x', y', z')$ , respectively. Here, the  $z$ -axis coincides with  $\overline{oo'}$  and points towards the point  $o'$ , with an angle  $\Theta$  relative to the black hole's rotation axis ( $z'$ -axis), which defined as the viewing angle. The observer's screen, depicted as a purple block, lies in  $\overline{xy}$  plane, thus  $(x, y, 0)$  naturally denotes the initial position of the photon. The solid disk inclined at an angle  $\sigma$  to the black hole's equatorial plane represents a tilted, geometrically thin accretion disk. It is divided into four regions of different colors by quadrants to vividly illustrate the black hole's inner shadow

and the spacetime distortion. It is important to note that for the equatorial accretion disk scenario ( $\sigma = 0^\circ$ ), the black hole image is independent of the observer's azimuthal angle. However, this property is expected to not hold when a non-zero  $\sigma$  is introduced. Therefore, an additional parameter, the observation azimuth  $\Phi$ , is included in our model.

Next, we derive the initial position of light rays in the black hole's local coordinate system. From Fig. 1, it can be observed that under the condition of asymptotically flatness of spacetime, the observer's local coordinate system  $(x, y, z)$  can be aligned with the black hole's local coordinate system  $(x', y', z')$  through rotation and translation. Thus, the light ray emitted from a pixel  $(x, y, z)$  on the observer's plane can be expressed in the black hole's local coordinate system as [7, 68, 70]

$$x' = \mathcal{T} \cos \Phi - x \sin \Phi, \quad (13)$$

$$y' = \mathcal{T} \sin \Phi + x \cos \Phi, \quad (14)$$

$$z' = (r_{\text{obs}} - z) \cos \Theta + y \sin \Theta, \quad (15)$$

where  $r_{\text{obs}}$  denotes the observation distance (the length of  $\overline{oo'}$ ), and  $\mathcal{T}$  takes the form

$$\mathcal{T} = \left( \sqrt{r_{\text{obs}}^2 + a^2} - z \right) \sin \Theta - y \cos \Theta. \quad (16)$$

Further, we obtain the initial position of the light ray described in Boyer-Lindquist coordinates, given by

$$r = \sqrt{\frac{\mathcal{D} + \sqrt{\mathcal{D}^2 + 4a^2 z'^2}}{2}}, \quad (17)$$

$$\theta = \arccos \left( \frac{z'}{r} \right), \quad (18)$$

$$\varphi = \text{atan2}(y', x'), \quad (19)$$

where  $\mathcal{D}$  is expressed as

$$\mathcal{D} = x'^2 + y'^2 + z'^2 - a^2. \quad (20)$$

To integrate the geodesic equations, in addition to determining the initial position of the photon, it is also necessary to specify its covariant four-momentum. Considering that the observer is situated in asymptotically flat spacetime and that the photon is emitted perpendicular to the observation plane, we can safely assume that the initial velocity of the photon, as measured by the observer, is  $(\dot{x}, \dot{y}, \dot{z}) = (0, 0, 1)$ . Substituting this into the

differential forms of Eqs. (13)-(15), we obtain

$$\dot{x}' = -\sin \Theta \cos \Phi, \quad (21)$$

$$\dot{y}' = -\sin \Theta \sin \Phi, \quad (22)$$

$$\dot{z}' = -\cos \Theta. \quad (23)$$

Subsequently, by inserting  $(\dot{x}', \dot{y}', \dot{z}')$  into the differential forms of Eqs. (17)-(19), the components of the photon's velocity in Boyer-Lindquist coordinates are given by

$$\dot{r} = -\frac{r\mathcal{R} \sin \theta \sin \Theta \cos \Psi + \mathcal{R}^2 \cos \theta \cos \Theta}{\Sigma}, \quad (24)$$

$$\dot{\theta} = \frac{r \sin \theta \cos \Theta - \mathcal{R} \cos \theta \sin \Theta \cos \Psi}{\Sigma}, \quad (25)$$

$$\dot{\varphi} = \frac{\sin \Theta \sin \Psi}{\mathcal{R} \sin \theta}, \quad (26)$$

where  $\mathcal{R}$  and  $\Psi$  are defined as  $\sqrt{r^2 + a^2}$  and  $(\varphi - \Phi)$ , respectively.

Based on Eqs. (8) and (9), it is straightforward to compute  $p_r$  and  $p_\theta$  using Eqs. (24) and (25). However, due to the presence of the coupling term  $g_{t\varphi}$ , the calculation of  $p_t$  and  $p_\varphi$  is not as intuitive. Recalling Eq. (7), we have

$$\dot{t} = \left( \frac{\Sigma}{\Sigma - 2r} \right) \left( -p_t - \frac{2ar \sin^2 \theta}{\Sigma} \dot{\varphi} \right). \quad (27)$$

Substituting  $\dot{t}$  into the Lagrangian formula (5) and applying the photon constraint  $\mathcal{L} = 0$ , we obtain

$$(-p_t)^2 = \left( \frac{\Sigma - 2r}{\Sigma \Delta} \right) \left( \Sigma \dot{r}^2 + \Sigma \Delta \dot{\theta}^2 \right) + \Delta \dot{\varphi}^2 \sin^2 \theta. \quad (28)$$

Next,  $p_\varphi$  can be written as

$$p_\varphi = \frac{(\Sigma \Delta \dot{\varphi} + 2ar p_t) \sin^2 \theta}{\Sigma - 2r}. \quad (29)$$

Now, we have obtained the initial conditions of the photon in the local frame of the black hole as  $(t, r, \theta, \phi, p_t, p_r, p_\theta, p_\phi)$ . Using a fifth- and sixth-order Runge-Kutta-Fehlberg integrator with adaptive step size (RK56), we can trace the propagation of the photon corresponding to each pixel on the observation plane, thereby simulating the black hole's inner shadow.

It is worth mentioning that, to improve the efficiency of the ray-tracing method, we supplemented the RK56 with an orbit-adaptive step size adjustment, which significantly enhances the convergence speed of the algorithm. Specifically, the iteration step size  $\tau$  in the algorithm is dynamically adjusted based on the distance between the photon and the black hole's event horizon,  $\tau = \tau_0 (r/r_e)^\kappa$ . In this paper, we set  $\tau_0$  and  $\kappa$  to  $10^{-5}$  and 1.8, respectively.



## IV. RESULTS

In this section, we fix the observation distance at  $r_{\text{obs}} = 1000 \text{ M}$  and the field of view at  $16 \times 16 \text{ M}$  with a resolution of  $400 \times 400$  pixels to numerically simulate the inner shadow of a Kerr black hole illuminated by a tilted thin accretion disk across different parameter spaces. It is worth noting that, in the case of an equatorial accretion disk, the black hole image remains independent of the observer's azimuth  $\Phi$ . However, this invariance does not hold for an inclined accretion disk scenario. Therefore, we present the results for  $\Phi = 0^\circ$  and  $\Phi = 90^\circ$  separately and analyze the impact of the accretion environment on the inner shadow.

### A. $\Phi = 0^\circ$ case

When the observer's azimuth is fixed at zero, we numerically simulate the inner shadows of the Kerr black holes illuminated by a tilted thin accretion disk with varying inclinations for observation angle of  $17^\circ$ ,  $50^\circ$ , and  $85^\circ$ . The results are presented in Figs. 2–4, respectively.

First, we examine the images corresponding to the case of equatorial disk, specifically the leftmost column of each figure. It is evident that the rotational effect of background light source become more pronounced with increasing spin parameter at any observation angle, as a higher black hole rotation enhances the frame-dragging effect. Furthermore, the shape of the inner shadow is predominantly influenced by the observation angle: as the observation angle increases, the inner shadow elongates horizontally and compresses vertically, approaching a closed arc shape.

Additionally, the size of the inner shadow demonstrates a positive correlation with the observation angle and a negative correlation with the spin parameter. In other words, for a Kerr black hole endowed with an equatorial accretion disk, there exists a minimum area of the inner shadow, denoted as  $S_\Phi^{\text{min}}$ , for each observation angle. It is anticipated that as the spin parameter approaches 1,  $S_{\Phi=0^\circ}^{\text{min}}$  reaches its minimum value, corresponding to the smallest inner shadow area,  $S_{\text{min}}$ , that a Kerr black hole illuminated by an equatorial accretion disk can exhibit. We find that  $S_{\text{min}} = 13.075 \text{ M}^2$ .

Interestingly, we find that when the accretion disk deviates from the equatorial plane, the inner shadow of the black hole can shrink further from  $S_\Phi^{\text{min}}$ : the size of the inner shadow




Fig. 2: (colour online) Evolution of the inner shadow of a Kerr black hole illuminated by a tilted thin accretion disk with respect to disk inclination  $\sigma$  and spin parameter  $a$ . From left to right, the values of disk inclination are  $0^\circ$ ,  $15^\circ$ ,  $30^\circ$ ,  $45^\circ$ , and  $60^\circ$ ; from top to bottom, the spin parameters are 0, 0.54, 0.94, and 0.9985. Here, the observation angle and azimuth are fixed at  $17^\circ$  and  $0^\circ$ , respectively, and the field of view is set to  $16 \times 16$  M, with a resolution of  $400 \times 400$  pixels. It is evident that the tilted accretion disk introduces a significant obscuration effect on the inner shadow.

decreases with an increase in the tilt of the accretion disk, and this reduction is positively correlated with the black hole's spin parameter, as vividly illustrated in the last row of Fig. 2. This suggests that if a significantly smaller than expected inner shadow is observed in reality, it may indicate the presence of a tilted accretion disk surrounding the black hole. In other words, the size of the inner shadow can serve as a probe for identifying tilted accretion disks.

Moreover, we note that the introduction of the accretion disk inclination can alter the




Fig. 3: (colour online) Similar to Fig. 2, but for the observation angle of  $50^\circ$ .

shape of the black hole's inner shadow. When the spin parameter is zero, changes in the inner shadow due to the disk inclination can be fully attributed to a specific observation angle, a degeneracy that was previously identified in our previous work [14]. However, for non-zero spin parameters, we do not observe a degeneracy between the observation angle and the disk tilt; instead, the presence of the tilted disk leads to a richer variety of inner shadow profiles, including crescent, eyebrow, and petal shapes. This phenomenon occurs because the tilted accretion disk obscures light rays that would otherwise cross the black hole's event horizon, thereby affecting the inner shadow's visibility.

Additionally, we observe inverted inner shadows in certain parameter spaces, as shown in the right two columns of Fig. 3 and the right four columns of Fig. 4. This inversion arises because the observer's line of sight is situated beneath the accretion disk. The inverted inner shadow can provide insights into the relative positioning between the accretion disk and the observer.




Fig. 4: (colour online) Similar to Fig. 2, but for the observation angle of  $85^\circ$ .

In Figs. 3(n) and (s), we identify escaping photons (depicted in gray) that, upon emission from the observation plane, neither get absorbed by the black hole nor collide with the accretion disk; instead, they deflect near the black hole and travel to infinity. Fig. 5 illustrates the trajectory of the photon corresponding to the observation coordinate  $(-3.46867, -1.82456)$  from Fig. 3(n) within the black hole's local reference frame (a), along with its projections onto the  $\overline{x'o'z'}$  plane (b) and  $\overline{x'o'y'}$  plane (c). It is evident that the photon consistently remains below the tilted accretion disk throughout its trajectory, without making contact with the disk, as demonstrated in the zoomed-in view in (b). Notably, in the case of the equatorial plane, the occurrence of escaping photons is considerably less likely, as evidenced by the intersection of the photon trajectory with the green dashed-dot line in (b). For a tilted accretion disk of finite size, escaping photons can only manifest in specific parameter spaces, a phenomenon resulting from the combined effects of frame dragging and the tilted disk. What role does this type of light play in black hole observation that deserves further

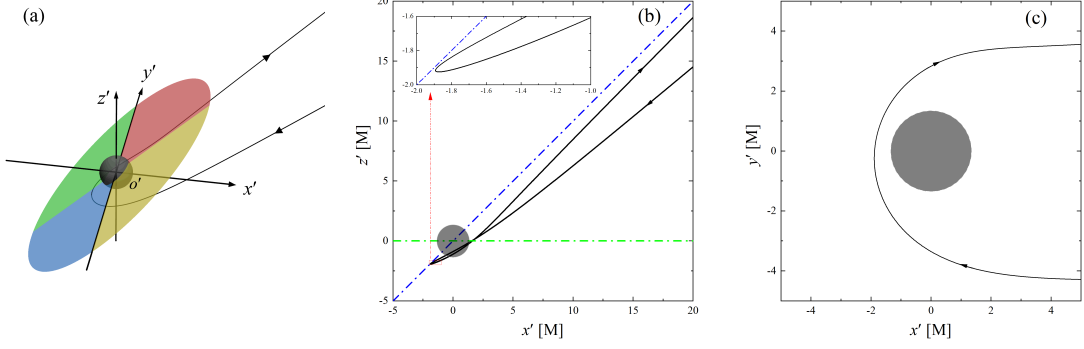


Fig. 5: (colour online) Trajectory of an escaping photon in the black hole's local reference frame (a) and its projection onto the  $\overline{x'o'z'}$  plane (b) and the  $\overline{x'o'y'}$  plane (c). In panel (b), the tilted accretion disk ( $\sigma = 45^\circ$ ) and the equatorial plane are represented by the blue and green dashed-dot lines, respectively. It can be observed that the escaping photon neither crosses the black hole's event horizon nor collides with the accretion disk. Instead, it escapes to infinity. Notably, this photon can intersect the equatorial accretion disk, as indicated by the intersection of the photon trajectory and the green dashed-dot line in (b). Here, the viewing angle is  $50^\circ$ , and the spin parameter is 0.94.

investigation.

### B. $\Phi = 90^\circ$ case

In the case of an equatorial accretion disk, the observed black hole image is independent of the observer's azimuthal angle. Therefore, we focus only on the case of non-zero  $\sigma$  in the following analysis.

We numerically simulated the inner shadow of a Kerr black hole illuminated by a tilted accretion disk under viewing angles of  $17^\circ$ ,  $50^\circ$ , and  $85^\circ$ , with the results presented in Figs. 6–8, respectively. Similar to the case of  $\Phi = 0$ , we observe that the tilted accretion disk can obscure the inner shadow, leading to a size significantly smaller than  $S_{\Phi=0}^{\min}$  in certain parameter spaces. Moreover, the introduction of the disk tilt  $\sigma$  results in more complex inner shadow structures. Notably, we identify the appearance of dual shadows, as illustrated in Figs. 7(h), 8(d), and the second row of Fig. 8. This structure consists of a ‘primary shadow’ located closer to the image center and a ‘secondary shadow’ that is relatively distant




Fig. 6: (colour online) Evolution of the inner shadow of a Kerr black hole illuminated by a tilted thin accretion disk with respect to disk inclination  $\sigma$  and spin parameter  $a$ . From left to right, the values of disk inclination are  $15^\circ$ ,  $30^\circ$ ,  $45^\circ$ , and  $60^\circ$ ; from top to bottom, the spin parameters are 0, 0.54, 0.94, and 0.9985. Here, the observation angle and azimuth are fixed at  $17^\circ$  and  $90^\circ$ , respectively. The field of view and resolution are consistent with the settings in Fig. 2.

but non-negligible. The shape and size of the secondary shadow, often eyebrow-shaped, are influenced by both the spin parameter and the inclination of the accretion disk, with the secondary shadow being more likely to appear for moderate spin values. It is worth mentioning that such dual-shadow structures are unlikely to occur in the equatorial disk scenario. Additionally, while dual-shadow structures can also emerge in binary black hole




Fig. 7: (colour online) Similar to Fig. 6, but for the observation angle of  $50^\circ$ .

systems and in the single black hole in vacuum [71–74], the dual-shadow structure presented in this paper is distinct from those previously reported. Hence, this structure has the potential to serve as a probe for tilted accretion disks.



Fig. 8: (colour online) Similar to Fig. 6, but for the observation angle of  $85^\circ$ .

## V. CONCLUSIONS AND DISCUSSIONS

An inner shadow emerges in the black hole image as the inner boundary of the accretion disk intersects the event horizon. We find that in the case of an equatorial accretion disk, the morphology of the inner shadow of a Kerr black hole is shaped by both the viewing angle and the spin parameter, with its size increasing with the former and decreasing with the latter. Thus, when the viewing angle is  $0^\circ$  and the spin parameter approaches 1, the Kerr black hole illuminated by the equatorial accretion disk exhibits a minimum inner shadow size of approximately  $S_{\min} = 13.075 M^2$ .



However, in the scenario of a tilted accretion disk, both the size and shape of the inner shadow of the Kerr black hole undergo significant transformations. We discover that the tilted accretion disk has a considerable capacity to obscure the inner shadow, resulting in novel shapes such as crescent, petal, and eyebrow configurations. Moreover, in most parameter spaces, the size of the inner shadow is less than  $S_{\min}$ . This indicates that the inner shadow is highly sensitive to the accretion environment, making it unsuitable for constraining system parameters. Nevertheless, the inner shadow still has the potential to serve as a probe for tilted accretion disks and modified gravity theories. Specifically, when an inner shadow significantly smaller than expected is observed, it may indicate the presence of a tilted accretion disk or provide evidence supporting modified gravity.

Furthermore, in specific parameter spaces, we identify that a tilted accretion disk can give rise to a dual-shadow structure in the Kerr black hole. In this configuration, the primary shadow manifests as a petal shape, while the secondary shadow often takes on an elongated eyebrow form, distinguishing it from the multi-shadow structures associated with binary black holes [71–73] and the single black hole in vacuum [74]. Consequently, the dual-shadow identified in this study could also serve as an indicator of the existence of tilted accretion disks.

## ACKNOWLEDGEMENTS

This research has been supported by the National Natural Science Foundation of China [Grant No. 12403081].

- 
- [1] K. Akiyama *et al.* (Event Horizon Telescope Collaboration), First M87 Event Horizon Telescope Results. I. The shadow of the supermassive black hole, *Astrophys. J. Lett.* **875**, L1 (2019).
  - [2] K. Akiyama *et al.* (Event Horizon Telescope Collaboration), First Sagittarius A\* Event Horizon Telescope Results. I. The Shadow of the Supermassive Black Hole in the Center of the Milky Way, *Astrophys. J. Lett.* **930**, L12 (2022).
  - [3] R. Narayan, M. D. Johnson, and C. F. Gammie, The Shadow of a Spherically Accreting Black Hole, *Astrophys. J. Lett.* **885**, L33 (2019).

- [4] S. E. Gralla, D. E. Holz, and R. M. Wald, Black hole shadows, photon rings, and lensing rings, *Phys. Rev. D* **100**, 024018 (2019).
- [5] T. Bronzwaer and H. Falcke, The Nature of Black Hole Shadows, *Astrophys. J.* **920**, 155 (2021).
- [6] A. Chael, M. D. Johnson, and A. Lupsasca, Observing the Inner Shadow of a Black Hole: A Direct View of the Event Horizon, *Astrophys. J.* **918**, 6 (2021).
- [7] F. L. Lin, A. Patel, and H. Y. Pu, Black hole shadow with soft hairs, *J. High Energy Phys.* **09**, 117 (2022).
- [8] F. H. Vincent, S. E. Gralla, A. Lupsasca, and M. Wielgus, Images and photon ring signatures of thick disks around black holes, *Astron. Astrophys.* **667**, A170 (2022).
- [9] Y. H. Hou, Z. Y. Zhang, H. P. Yan, M. Y. Guo, and B. Chen, Image of a Kerr-Melvin black hole with a thin accretion disk, *Phys. Rev. D* **106**, 064058 (2022).
- [10] M. Heydari-Fard, M. Heydari-Fard, and N. Riazi, Shadows and photon rings of a spherically accreting Kehagias-Sfetsos black hole, *Int. J. Mod. Phys. D* **32**, 2350088 (2023).
- [11] M. Heydari-Fard, S. G. Honarvar, and M. Heydari-Fard, Thin accretion disc luminosity and its image around rotating black holes in perfect fluid dark matter, *Mon. Not. R. Astron. Soc.* **521**, 708 (2023).
- [12] Z. L. Zhang, S. B. Chen, and J. L. Jing, Images of Kerr-MOG black holes surrounded by geometrically thick magnetized equilibrium tori, *J. Cosmol. Astropart. P.* **09**, 027 (2024).
- [13] S. Y. Hu, C. Deng, S. Guo, X. Wu, and E. W. Liang, Observational signatures of Schwarzschild-MOG black holes in scalar-tensor-vector gravity: images of the accretion disk, *Eur. Phys. J. C* **83**, 264 (2023).
- [14] S. Y. Hu, D. Li, C. Deng, X. Wu, and E. W. Liang, Influences of tilted thin accretion disks on the observational appearance of hairy black holes in Horndeski gravity, *J. Cosmol. Astropart. P.* **04**, 089 (2024).
- [15] K. Wang, C. J. Feng, and T. Wang, Image of Kerr-de Sitter black holes illuminated by equatorial thin accretion disks, *Eur. Phys. J. C* **84**, 457 (2024).
- [16] D. Li, S. Y. Hu, C. Deng, and X. Wu, Observational features of deformed Schwarzschild black holes illuminated by an anisotropic accretion disk, *arXiv: 2409.01778*.
- [17] K. Chatterjee, Z. Younsi, M. Liska, A. Tchekhovskoy, S. B. Markoff, D. Yoon, D. van Eijnatten, C. Hesp, A. Ingram, and M. B. M. van der Klis, Observational signatures of disc and jet

- misalignment in images of accreting black holes, *Mon. Not. R. Astron. Soc.* **499**, 362 (2020).
- [18] T. Kawashima, K. Toma, M. Kino, K. Akiyama, M. Nakamura, and K. Moriyama, A Jet-bases Emission Model of the EHT2017 Image of M87\*, *Astrophys. J.* **909**, 168 (2021).
  - [19] R. S. Lu, K. Asada, T. P. Krichbaum, et al., A ring-like accretion structure in M87 connecting its black hole and jet, *Nature* **616**, 686 (2023).
  - [20] E. Papoutsis, M. Bauböck, D. Chang, and C. F. Gammie, Jets and Rings in Images of Spinning Black Holes, *Astrophys. J.* **944**, 55 (2023).
  - [21] Z. Y. Zhang, Y. H. Hou, M. Y. Guo, and B. Chen, Imaging thick accretion disks and jets surrounding black holes, *J. Cosmol. Astropart. P.* **05**, 032 (2024).
  - [22] H. L. Tamm and J. L. Rosa, Observational properties of hot spots orbiting relativistic fluid spheres, *Phys. Rev. D* **109**, 044062 (2024).
  - [23] J. L. Rosa, D. S. J. Cordeiro, C. F. B. Macedo, and F. S. N. Lobo, Observational imprints of gravastars from accretion disks and hot spots, *Phys. Rev. D* **109**, 084002 (2024).
  - [24] J. W. Huang, Z. Y. Zhang, M. Y. Guo, and B. Chen, Images and flares of geodesic hotspots around a Kerr black hole, *Phys. Rev. D* **109**, 124062 (2024).
  - [25] B. Chen, Y. H. Hou, Y. Song, and Z. Y. Zhang, Polarization Patterns of Non-Circular Hotspots around Kerr Black Holes: A Preliminary Study, arXiv: 2407.14897.
  - [26] L. H. Zhou, Z. Zhong, Y. F. Chen, and V. Cardoso, Forward Ray Tracing and Hot Spots in Kerr Spacetime, arXiv: 2408.16049.
  - [27] T. S. Wu and Y. Q. Chen, Distinguishing the Observational Signatures of Hot Spots Orbiting Reissner-Nordström Spacetime, arXiv: 2402.06413.
  - [28] Z. L. Zhang, S. B. Chen, X. Qin, and J. L. Jing, Polarized image of a Schwarzschild black hole with a thin accretion disk as photon couples to Weyl tensor, *Eur. Phys. J. C* **81**, 991 (2021).
  - [29] Z. Gelles, E. Himwich, M. D. Johnson, and D. C. M. Palumbo, Polarized image of equatorial emission in the Kerr geometry, *Phys. Rev. D* **104**, 044060 (2021).
  - [30] X. Qin, S. B. Chen, and J. L. Jing, Polarized image of an equatorial emitting ring around a 4D Gauss–Bonnet black hole, *Eur. Phys. J. C* **82**, 784 (2022).
  - [31] Z. Z. Hu, Y. H. Hou, H. P. Yan, M. Y. Guo, and B. Chen, Polarized images of synchrotron radiations in curved spacetime, *Eur. Phys. J. C* **82**, 1166 (2022).
  - [32] Z. Y. Zhang, Y. H. Hou, Z. Z. Hu, M. Y. Guo, and B. Chen, Polarized images of charged particles in vortical motions around a magnetized Kerr black hole, *J. Cosmol. Astropart. P.*

- 03**, 013 (2024).
- [33] H. Y. Shi and T. Zhu, Polarized image of a synchrotron emitting ring around a static hairy black hole in Horndeski theory, *Eur. Phys. J. C* **84**, 814 (2024).
  - [34] S. Guo, Y. X. Huang, K. Liu, E. W. Liang, and K. Lin, Influence of quantum correction on the Schwarzschild black hole polarized image, *Eur. Phys. J. C* **84**, 6 (2024).
  - [35] H. Falcke, F. Melia, and E. Agol, Viewing the Shadow of the Black Hole at the Galactic Center, *Astrophys. J.* **528**, L13 (2000).
  - [36] K. Hioki and K. Maeda, Measurement of the Kerr spin parameter by observation of a compact object's shadow, *Phys. Rev. D* **80**, 024042 (2009).
  - [37] T. Johannsen, Photon rings around Kerr and Kerr-like black holes, *Astrophys. J.* **777**, 170 (2013).
  - [38] T. Johannsen, A. E. Broderick, P. M. Plewa, S. Chatzopoulos, S. S. Doeleman, F. Eisenhauer, V. L. Fish, R. Genzel, O. Gerhard, and M. D. Johnson, Testing general relativity with the shadow size of Sgr A\*, *Phys. Rev. Lett.* **116**, 031101 (2016).
  - [39] S. W. Wei, Y. X. Liu, and R. B. Mann, Intrinsic curvature and topology of shadows in Kerr spacetime, *Phys. Rev. D* **99**, 041303(R) (2019).
  - [40] S. E. Gralla, A. Lupsasca, and D. P. Marrone, The shape of the black hole photon ring: A precise test of strong-field general relativity, *Phys. Rev. D* **102**, 124004 (2020).
  - [41] P. C. Li, M. Y. Guo, and B. Chen, Shadow of a spinning black hole in an expanding universe, *Phys. Rev. D* **101**, 084041 (2020).
  - [42] J. R. Farah, D. W. Pesce, M. D. Johnson, and L. Blackburn, On the approximation of the black hole shadow with a simple polar curve, *Astrophys. J.* **900**, 77 (2020).
  - [43] Y. H. Hou, M. Y. Guo, and B. Chen, Revisiting the shadow of braneworld black holes, *Phys. Rev. D* **104**, 024001 (2021).
  - [44] M. Afrin and S. G. Ghosh, Testing Horndeski gravity from EHT observational results for rotating black holes, *Astrophys. J.* **932**, 51 (2022).
  - [45] W. F. Cao, W. F. Liu, and X. Wu, Parameter constraints from shadows of Kerr-Newman-dS black holes with cloud strings and quintessence, *Gen. Relat. Gravit.* **55**, 120 (2023).
  - [46] S. E. Gralla, Can the EHT M87 results be used to test general relativity? *Phys. Rev. D* **103**, 024023 (2021).
  - [47] J. Peng, M. Y. Guo, and X. H. Feng, Influence of quantum correction on black hole shadows,

- photon rings, and lensing rings, *Chinese Phys. C* **45**, 085103 (2021).
- [48] G. P. Li and K. J. He, Shadows and rings of the Kehagias-Sfetsos black hole surrounded by thin disk accretion, *J. Cosmol. Astropart. P.* **06**, 037 (2021).
  - [49] S. Y. Hu, C. Deng, D. Li, X. Wu, and E. W. Liang, Observational signatures of Schwarzschild-MOG black holes in scalar-tensor-vector gravity: shadows and rings with different accretions, *Eur. Phys. J. C* **82**, 885 (2022).
  - [50] X. X. Zeng, K. J. He, and G. P. Li, Effects of dark matter on shadows and rings of Brane-World black holes illuminated by various accretions, *Sci. China Phys. Mech.* **65**, 290411 (2022).
  - [51] S. Guo, G. R. Li, and E. W. Liang, Influence of accretion flow and magnetic charge on the observed shadows and rings of the Hayward black hole, *Phys. Rev. D* **105**, 023024 (2022).
  - [52] X. J. Gao, T. T. Sui, X. X. Zeng, Y. S. An, and Y. P. Hu, Investigating shadow images and rings of the charged Horndeski black hole illuminated by various thin accretions, *Eur. Phys. J. C* **83**, 1052 (2023).
  - [53] Y. Meng, X. M. Kuang, X. J. Wang, B. Wang, and J. P. Wu, Images from disk and spherical accretions of hairy Schwarzschild black holes, *Phys. Rev. D* **108**, 064013 (2023).
  - [54] X. J. Wang, X. M. Kuang, Y. Meng, B. Wang, and J. P. Wu, Rings and images of Horndeski hairy black hole illuminated by various thin accretions, *Phys. Rev. D* **107**, 124052 (2023).
  - [55] J. S. Yang, C. Zhang, and Y. G. Ma, Shadow and stability of quantum-corrected black holes, *Eur. Phys. J. C* **83**, 619 (2023).
  - [56] X. Q. Li, H. P. Yan, X. J. Yue, S. W. Zhou, and Q. Xu, Geodesic structure, shadow and optical appearance of black hole immersed in Chaplygin-like dark fluid, *J. Cosmol. Astropart. P.* **05**, 048 (2024).
  - [57] T. T. Sui, Z. L. Wang, and W. D. Guo, The effect of scalar hair on the charged black hole with the images from accretions disk, *Eur. Phys. J. C* **84**, 441 (2024).
  - [58] T. J. Maccarone, On the misalignment of jets in microquasars, *Mon. Not. R. Astron. Soc.* **336**, 1371 (2002).
  - [59] A. Caproni, M. Livio, Z. Abraham, and H. J. M. Cuesta, Warping and Precession in Galactic and Extragalactic Accretion Disks, *Astrophys. J.* **653**, 112 (2006).
  - [60] J. van den Eijnden, A. Ingram, P. Uttley, S. E. Motta, T. M. Belloni, and D. W. Gardenier, Inclination dependence of QPO phase lags in black hole X-ray binaries, *Mon. Not. R. Astron. Soc.* **464**, 2643 (2017).

- [61] Y. Z. Cui, K. Hada, T. Kawashima, et al., Precessing jet nozzle connecting to a spinning black hole in M87, *Nature* **621**, 711 (2023).
- [62] J. C. McKinney, A. Tchekhovskoy, and R. D. Blandford, Alignment of Magnetized Accretion Disks and Relativistic Jets with Spinning Black Holes, *Science*, **339**, 49 (2013).
- [63] M. T. P. Liska, A. Tchekhovskoy, A. Ingram, and M. van der Klis, Bardeen-Petterson alignment, jets, and magnetic truncation in GRMHD simulations of tilted thin accretion discs, *Mon. Not. R. Astron. Soc.* **487**, 550 (2019).
- [64] M. T. P. Liska, C. Hesp, A. Tchekhovskoy, A. Ingram, M. van der Klis, S. B. Markoff, and M. Van Moer, Disc tearing and Bardeen-Petterson alignment in GRMHD simulations of highly tilted thin accretion discs, *Mon. Not. R. Astron. Soc.* **507**, 983 (2021).
- [65] G. Musoke, M. Liska, O. Porth, M. van der Klis and A. Ingram, Disc tearing leads to low and high frequency quasi-periodic oscillations in a GRMHD simulation of a thin accretion disc, *Mon. Not. R. Astron. Soc.* **518**, 1656 (2023).
- [66] M. T. P. Liska, C. Hesp, A. Tchekhovskoy, A. Ingram, M. van der Klis, and S. Markoff, A phase lag between disc and corona in GRMHD simulations of precessing tilted accretion discs, *New Astron.* 101, 102012 (2023).
- [67] P. V. P. Cunha, C. A. R. Herdeiro, E. Radu, and H. F. R. únarsson, Shadows of Kerr black holes with and without scalar hair, *Int. J. Mod. Phys. D* **25**, 1641021 (2016).
- [68] H. Y. Pu, K. Yun, Z. Younsi, and S. J. Yoon, ODYSSEY: A public GPU-based code for general relativistic radiative transfer in Kerr spacetime, *Astrophys. J.* **820**, 105 (2016).
- [69] J. M. Velázquez-Cadavid, J. A. Arrieta-Villamizar, F. D. Lora-Clavijo, O. M. Pimentel, and J. E. Osorio-Vargas, OSIRIS: a new code for ray tracing around compact objects, *Eur. Phys. J. C* **82**, 103 (2022).
- [70] Z. Younsi, A. Zhidenko, L. Rezzolla, R. Konoplya, and Y. Mizuno, New method for shadow calculations: Application to parametrized axisymmetric black holes, *Phys. Rev. D* **94**, 084025 (2016).
- [71] D. Nitta, T. Chiba, and N. Sugiyama, Shadows of colliding black holes, *Phys. Rev. D* **84**, 063008 (2011).
- [72] A. Yumoto, D. Nitta, T. Chiba, and N. Sugiyama, Shadows of multi-black holes: Analytic exploration, *Phys. Rev. D* **86**, 103001 (2012).
- [73] A. Bohn, W. Throwe, F. Hébert, K. Henriksson, D. Bunandar, M. A. Scheel, and N. W.

- Taylor, What does a binary black hole merger look like? *Class. Quantum Grav.* **32**, 065002 (2015).
- [74] S. Abdolrahimi, R. B. Mann, and C. Tzounis, Double images from a single black hole, *Phys. Rev. D* **92**, 124011 (2015).