

Indirect production of doubly charmed tetraquark T_{cc} at high energy colliders

Juan-Juan Niu*, Bin-Bin Shi, Zheng-Kui Tao and Hong-Hao Ma†

Guangxi Key Laboratory of Nuclear Physics and Technology,

Department of Physics, Guangxi Normal University, Guilin 541004, China

Abstract

The indirect production mechanisms of doubly charmed tetraquark T_{cc} through three decay channels, $\text{Higgs}/Z^0 \rightarrow \langle cc \rangle_{\bar{3}} + \bar{c} + \bar{c} \rightarrow T_{cc}^{\bar{q}q'} + \bar{c} + \bar{c}$ and $W^+ \rightarrow \langle cc \rangle_{\bar{3}} + \bar{c} + \bar{s} \rightarrow T_{cc}^{\bar{q}q'} + \bar{c} + \bar{s}$, are analyzed within the framework of NRQCD. The intermediate $\langle cc \rangle_{\bar{3}}$ diquark cluster in color-antitriplet evolves into tetraquark components via the fragmentation process by trapping two light antiquarks (\bar{q} and \bar{q}') from the vacuum. After the considered doubly charmed tetraquark components are summed, including $T_{cc}^{\bar{u}u}$, $T_{cc}^{\bar{u}d}$, $T_{cc}^{\bar{d}d}$, $T_{cc}^{\bar{u}s}$, and $T_{cc}^{\bar{d}s}$, the decay widths, branching ratios, and produced events per year for the production of T_{cc} can be predicted at LHC and CEPC, respectively. The differential distributions and two main sources of theoretical uncertainty are also discussed. The results show that the produced events per year for T_{cc} via W^+ decays is 1.80×10^5 , nearly two orders of magnitude larger than that by Higgs decays (1.11×10^3) and Z^0 decays (4.81×10^3) at LHC. However at CEPC, the largest contribution for the production of T_{cc} is through Z^0 decays, about 1.63×10^6 . There are only 4.79×10^{-1} and 2.03×10^2 T_{cc} events produced per year at CEPC through Higgs and W^+ decay, respectively.

*niu jj@gxnu.edu.cn

†mahonghao@pku.edu.cn

1 Introduction

The quark model, proposed independently by Gell-Mann and Zweig in 1964 [1, 2, 3], systematically classifies hadrons into mesons, baryons, and exotics. Among them, exotics have more complex structures, and include tetraquarks, pentaquarks, hybrids, and glueballs. Since the observation of X(3872) in 2003, experiments and theories have been devoted to finding and studying exotics and their properties. A review and references of relevant experimental and theoretical status and advances are available [4, 5, 6]. Many new exotics with heavy quark, such as T_{cc} and P_c , have been systematically studied in BaBar, Belle and LHCb experiments [7], and they exhibit behaviors and properties different from those traditional hadrons predicted by the standard model. The doubly charmed tetraquark $T_{cc}^{q\bar{q}'}$ contains double heavy charm quarks and double light antiquarks \bar{q} and \bar{q}' (\bar{u} , \bar{d} or \bar{s}), specifically T_{cc}^0 ($T_{cc}^{\bar{u}\bar{u}}$), T_{cc}^+ ($T_{cc}^{\bar{u}\bar{d}}$), T_{cc}^{++} ($T_{cc}^{\bar{d}\bar{d}}$), $T_{cc}^{\bar{u}\bar{s}}$, $T_{cc}^{\bar{d}\bar{s}}$, and $T_{cc}^{\bar{s}\bar{s}}$. For simplicity, unless otherwise stated, we will omit the light antiquark and use T_{cc} to represent the doubly charmed tetraquark. Theoretical methods have been used to deeply understand these tetraquarks, not only the phenomenological extensions of the quark model [8, 9], but also the chiral perturbation theory [10], QCD sum rules [11] and lattice QCD [12].

The nonrelativistic QCD (NRQCD) [13, 14] is a multiscale theory, in which the dynamical scales can be, $m_Q v$, $m_Q v^2$, Λ_{QCD} and etc., where v is the relative velocity between heavy quarks Q in the c.m frame and $v \ll 1$. This makes it a potential effective theoretical method to analyze the production mechanism of doubly charmed tetraquark state. In the framework of NRQCD, the double charm quarks inside T_{cc} move in a small relative velocity v in the rest frame with a larger scale $m_c v$ comparing to the scale of light degree of freedom (Λ_{QCD}). For the structure of T_{cc} , the perturbatively produced heavy charm quark pair cc through Higgs, W^+ or Z^0 decay can first form a color-antitriplet diquark cluster $\langle cc \rangle_{\bar{3}}$ by the attractive strong interactions with a mass of approximately 3.6 GeV. Then the color-antitriplet cluster acting as a heavy antiquark support the color interactions to the other two light antiquarks, just like the single heavy baryon. For the decomposition of $\text{SU}(3)_C$ color group $\mathbf{3} \otimes \mathbf{3} = \bar{\mathbf{3}} \oplus \mathbf{6}$, the color quantum number for the $\langle cc \rangle$ diquark state can be color-antitriplet $\bar{\mathbf{3}}$ or color-sextuplet $\mathbf{6}$. However, the diquark $\langle cc \rangle_{\mathbf{6}}$ are not discussed

here for the color interaction between this kind of diquark is repulsive [6] and cannot become a kind of cluster within the tetraquark to a large extent. Some theoretical studies on these states were presented in literatures [15, 16, 17, 18, 19, 20, 21, 22, 23, 24, 25, 26, 27, 28, 29, 30]. In addition to compact diquark-antidiquark states, there are other alternative dynamical mechanisms to describe the tetraquark state, like meson molecule [31, 32, 33, 34] or a hadroquarkonium [35, 36].

Large Hadron Collider(LHC) and Circular Electron-Positron Collider(CEPC) with high energy and high luminosity provide good experimental platforms for the research of tetraquark. Previous study on the direct hadronic production of tetraquark in the subprocess gluon-gluon fusion at LHC has been presented in Reference [19]. The contributions from indirect production mechanisms are also not negligible [37, 38, 39, 40] and they could be an auxiliary force in the search for new hadrons. In this paper, we are interested in the indirect production mechanisms of doubly charmed tetraquark T_{cc} at LHC and CEPC. They can be indirect produced through three typical high-energy physical decay processes, $\text{Higgs}/Z^0/W^+ \rightarrow \langle cc \rangle_{\bar{3}} + \bar{c} + \bar{c}/\bar{s} \rightarrow T_{cc} + \bar{c} + \bar{c}/\bar{s}$, where the spin quantum number of the $\langle cc \rangle_{\bar{3}}$ diquark cluster can be 3S_1 and its orbital excited states for the antisymmetry by exchanging identical fermions.

These three decay processes all can be factorized into the convolution of the perturbative short-distance coefficients and the non-perturbative long-distance matrix elements. In the perturbation area, four free quarks or antiquarks are produced by the decay of Higgs, Z^0 and W^+ boson, respectively. Then in the non-perturbative region, the resulting two charm quarks form a diquark cluster $\langle cc \rangle_{\bar{3}}$ with certain transition probabilities. Finally, the $\langle cc \rangle_{\bar{3}}$ diquark cluster evolves into T_{cc} via the fragmentation process by trapping two light antiquarks from the vacuum. Theoretical predictions for the produced events and kinematic behaviors of T_{cc} would be given at LHC and CEPC, respectively. This will provide some theoretical guidance for the experimental follow-up discovery of tetraquark states.

The rest of this paper are arranged as follows. In Sec. 2, the calculation technology for the production of these three subprocesses, $\text{Higgs}/Z^0 \rightarrow T_{cc} + \bar{c} + \bar{c}$ and $W^+ \rightarrow T_{cc} + \bar{c} + \bar{s}$, are presented in NRQCD theory. Then we give the numerical results of the decay widths, produced events, differential distributions, and theoretical uncertainties of T_{cc} at LHC and CEPC in Sec. 3. Sec. 4 is devoted to a summary.

2 Calculation technology

Within the framework of NRQCD, the decay widths of these three subprocesses for the production of tetraquark T_{cc} can be factorized into three parts related to three different energy scales (m_c , $m_{c\nu}$ and Λ_{QCD}):

$$\begin{aligned} \Gamma(\text{Higgs}/Z^0/W^+(p_0) \rightarrow T_{cc}(p_1) + \bar{c}(p_2) + \bar{c}/\bar{s}(p_3)) \\ = \hat{\Gamma}(\text{Higgs}/Z^0/W^+ \rightarrow \langle cc \rangle_{\bar{3}} + \bar{c} + \bar{c}/\bar{s}) |\Psi_{cc}(0)|^2 \int_0^1 dx D_{\langle cc \rangle_{\bar{3}} \rightarrow T_{cc}}(x), \end{aligned} \quad (1)$$

where $D_{\langle cc \rangle_{\bar{3}} \rightarrow T_{cc}}(x)$ is the fragmentation function of the $\langle cc \rangle_{\bar{3}}$ diquark cluster into the color-singlet tetraquark T_{cc} non-perturbatively; The certain transition probability from the perturbative quark pair cc to the diquark cluster $\langle cc \rangle_{\bar{3}}$ is unknown yet. However, for the $\langle cc \rangle_{\bar{3}} [{}^3S_1]_{\bar{3}}$, it can be approximately associated with the Schrödinger wave function at the origin $|\Psi_{cc}(0)|^2$ by assuming the potential of the binding color-antitriplet diquark state is hydrogenlike. And its numerical value of $|\Psi_{cc}(0)|^2$ can be estimated by fitting the experimental data or some non-perturbative methods like QCD sum rules [41], lattice QCD [42] or the potential model [43].

The decay width $\hat{\Gamma}$ in Eq. (1) stands for the perturbative short-distance coefficient describing the production of $\langle cc \rangle_{\bar{3}}$ diquark state, which can be written as

$$\hat{\Gamma}(\text{Higgs}/Z^0/W^+ \rightarrow \langle cc \rangle_{\bar{3}} + \bar{c} + \bar{c}/\bar{s}) = \int \frac{1}{2p_0^0} \overline{\sum} |\mathcal{M}|^2 d\Phi_3, \quad (2)$$

in which \mathcal{M} is the hard amplitude, $\overline{\sum}$ means to average over the spin and color of the initial boson and sum over the spins and colors of all the final-state particles; $d\Phi_3$ is the three-body phase space and can be expressed as:

$$d\Phi_3 = (2\pi)^4 \delta^4(p_0 - \sum_{f=1}^3 p_f) \prod_{f=1}^3 \frac{d^3 p_f}{(2\pi)^3 2p_f^0}.$$

After integrating over $d\Phi_3$, the numerical results of the decay widths, the estimated produced events, and the corresponding differential distributions for the indirect production of T_{cc} can be derived at LHC and CEPC, respectively.

2.1 Amplitude

The typical Feynman diagrams for the production of T_{cc} through Higgs/ Z^0 / W^+ bosons decay are presented in Fig. 1. At the tree level, the production processes

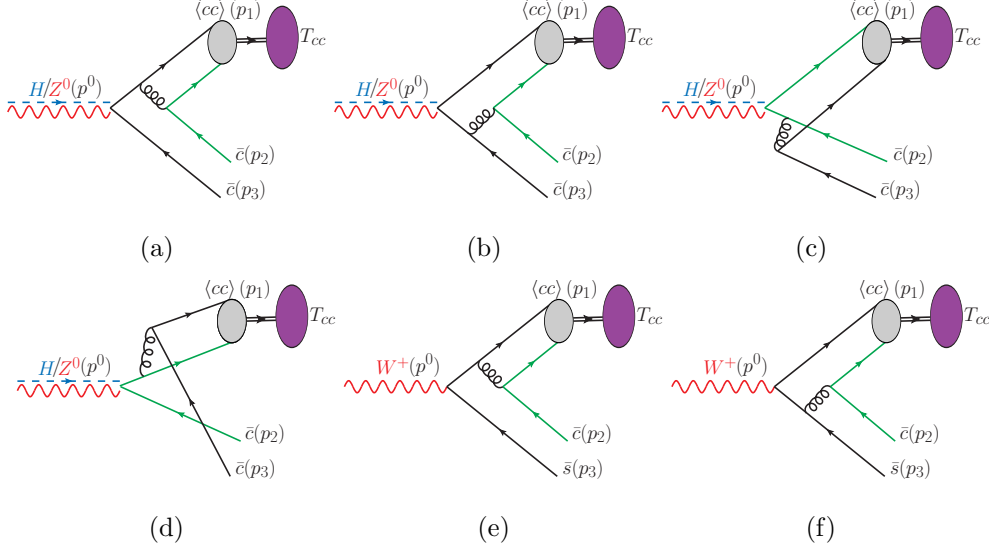


Figure 1: Typical Feynman diagrams for the production of T_{cc} through Higgs and Z^0 bosons decay (subfigure (a)-(d)) and W^+ boson decays (subfigure (e)-(f)).

through Higgs and Z^0 decay involve four Feynman diagrams (subfigures (a)-(d) in Fig. 1) and include two Feynman diagrams via W^+ boson decays (subfigures (e)-(f) in Fig. 1). However, for the production of $\langle cc \rangle$ - and $\langle bb \rangle$ -diquark, there are four (two) additional diagrams through Higgs and Z^0 (W^+) decay from the exchange of two identical quark lines inside the diquark. It is worth mentioning that the contribution from the decay channel $W^+ \rightarrow \langle cc \rangle[n] + \bar{c} + \bar{b}$ is too small to be considered due to the suppression of CKM matrix element $|V_{cb}|$ ($|\frac{V_{cb}}{V_{cs}}|^2 < 0.002$).

The hard amplitude \mathcal{M} for the process of $\langle cc \rangle_{\bar{3}} + \bar{c} + \bar{c}/\bar{s}$ can be related to the familiar meson production process $c\bar{c} + c + \bar{c}/\bar{s}$ with the action of C parity on one of the heavy charm fermion line (green line in Fig. 1), which has been proven in Refs. [44, 45]. Using the charge conjugation matrix $C = -i\gamma^2\gamma^0$, the heavy charm fermion line can be reversed with an additional factor $(-1)^{n+1}$, where n depends on the number of vector vertices on the reversed fermion line, and here $n = 1$. Due to the symmetry of identical particles in the $\langle cc \rangle_{\bar{3}}$ diquark, an extra factor $\frac{2^2}{2!}$ has to be multiplied, where $1/2!$ factor is for the wave function of identical particles in diquark and 2^2 factor is because there are twice as many diagrams coming from the exchange of the two identical quark lines inside the diquark. Another factor $\frac{1}{2!}$ that needs to be taken into account is the identical particles \bar{c} in the final state through Higgs and Z^0 boson decay. A detailed expression of the amplitude for the production of diquark

cluster $\langle cc \rangle [{}^3S_1]_{\bar{3}}$ diquark states can be found in literature [38, 39, 40] through Higgs, W^+ and Z^0 bosons decay, correspondingly.

To ensure the gauge invariance, $m_{\langle cc \rangle} = 2m_c$ is adopted; p_{11} and p_{12} are the specific momenta of these two constituent quarks inside the diquark: $p_{11} = \frac{1}{2}p_1 + q$ and $p_{12} = \frac{1}{2}p_1 - q$, where q is the relative momentum between these two constituent quarks and it is small enough to be neglected in the amplitude of S -wave for the non-relativistic approximation.

2.2 Fragmentation

In the heavy quark limit, the fragmentation function for the evolution of diquark cluster $\langle cc \rangle_{\bar{3}}$ into tetraquark T_{cc} can be approximated by that of a heavy quark c into the single charmed baryon for the same color source. And it can be described non-perturbatively by certain phenomenological models, such as the Peterson model [46] and Bowler model [47]. In the following discussion, we will adopt the Peterson model, in which the fragmentation function is expressed as follows:

$$D_{\langle cc \rangle_{\bar{3}} \rightarrow T_{cc}}(x) = \frac{N}{x[1 - (1/x) - \epsilon_{cc}/(1-x)]^2}. \quad (3)$$

There are two parameters in Eq. (3): ϵ_{cc} and N , where ϵ_{cc} is the parameter determined by experiment. ϵ_b has been determined approximately to be $0.003 \sim 0.006$ [48, 49]. In the Peterson model, there is a scaling behavior for the parameter ϵ_Q that is proportional to $1/m_Q^2$. Based on such situation, ϵ_{cc} can be calculated to be $\epsilon_{cc} = (\frac{m_b}{m_{cc}})^2 \epsilon_b \simeq 0.0082$ with $\epsilon_b = 0.004$; N is the normalization constant that depends on the total fragmentation probability (R) from $\langle cc \rangle_{\bar{3}}$ diquark cluster to the tetraquark, satisfying the following formula:

$$\int dx D_{\langle cc \rangle_{\bar{3}} \rightarrow T_{cc}}(x) = R. \quad (4)$$

However, this fragmentation probability R has not been experimentally measured, it can be approximated by analogy with the fragmentation probability of $c \rightarrow \Lambda_c^+$ for the production of T_{cc}^+ , which has been measured at pp collision and in e^+e^- collision. Thus, the fragmentation probability to produce the tetraquark T_{cc}^+ is set to be $R(c \rightarrow \Lambda_c^+) = 0.168$ at LHC [50] and $R(c \rightarrow \Lambda_c^+) = 0.06$ at CEPC [51]. The corresponding normalization constants is calculated to be 0.0268 and 0.0096 at LHC and CEPC

respectively. In Table 1, we also listed the fragmentation probability $R(c \rightarrow b_c)$ of charm-quark evolving into different single charmed baryon b_c , such as Λ_c^+ , $\Xi_c^{0,+}$, and $\Sigma_c^{0,+,++}$, at pp collision [50], e^+e^- collision [51] and ep collision [51], respectively. Table 1 shows that the fragmentation probability $R(c \rightarrow \Lambda_c^+)$ at e^+e^- and ep collisions are 6.0% and 5.4%. As for $R(c \rightarrow \Xi_c^{0,+})$, the contribution from e^+e^- and ep collisions can be negligible than that at LHC. The fragmentation probability $R(c \rightarrow \Sigma_c^{0,+,++})$ is to be 7.2%, about six times larger than that at e^+e^- collision (1.2%) and ep collision (1.3%) estimated for $\Sigma_c^{0,+,++}/D^0 \approx 0.02$ in Refs. [52, 50]. Based on this situation, the decay widths and produced events of T_{cc}^0 ($T_{cc}^{u\bar{u}}$), T_{cc}^+ ($T_{cc}^{u\bar{d}}$), T_{cc}^{++} ($T_{cc}^{d\bar{d}}$), $T_{cc}^{u\bar{s}}$, and $T_{cc}^{d\bar{s}}$, can be all estimated at LHC and CEPC and LHeC. After these doubly charmed tetraquark components are summed, we can predict the decay width and produced events of T_{cc} .

Indeed, the fragmentation function is scale-dependent, and the initial energy scale was adopted to be $2m_c$ to ensure that gluon are hard enough to split into two charm quarks. The energy scale of the fragmentation function can be evolved into another one by DGLAP equation [53]. However, at leading order, the fragmentation probability R in Eq. 4 does not evolve with the factorization scale [37, 54], which is what we focus on in this paper. Therefore, in the numerical calculations we can take the fragmentation functions with the initial energy scale to be the mass of T_{cc} without evolution.

Table 1: Fragmentation probability R of charm-quark evolving into single charmed baryon at pp , e^+e^- and ep collisions, respectively.

$R(c \rightarrow b_c)$	pp collision	e^+e^- collision	ep collision
Λ_c^+	16.8 %	6.0 %	5.4 %
Ξ_c^0	9.9 %	-	-
Ξ_c^+	9.6 %	-	-
$\Sigma_c^{0,+,++}$	7.2 %	1.2 %	1.3 %

3 Numerical results

The input parameters in the numerical calculation are listed below:

$$\begin{aligned}
m_c &= 1.8 \text{ GeV}, & m_b &= 5.1 \text{ GeV}, & m_s &= 0 \text{ GeV}, \\
m_W &= 80.385 \text{ GeV}, & m_Z &= 91.1876 \text{ GeV}, & m_H &= 125.18 \text{ GeV}, \\
\Gamma_W &= 2.085 \text{ GeV}, & \Gamma_Z &= 2.4952 \text{ GeV}, & \Gamma_H &= 4.2 \text{ MeV}, \\
G_F &= 1.1663787 \times 10^{-5}, & \cos\theta_W &= m_W/m_Z, & |\Psi_{cc}(0)|^2 &= 0.039 \text{ GeV}^3, \quad (5)
\end{aligned}$$

where the quark masses and wave function at the origin are the same as Ref. [55] and the others can be obtained from the PDG [56]. The typical energy scale is selected to be $2m_c$ to obtain the strong running coupling $\alpha_s(2m_c)=0.242$. FeynArts 3.9 [57], FeyCalc 9.3 [58] and the modified FormCalc programs [59] are used to make the algebraic and numerical calculations.

The total events of Higgs, Z^0 and W^+ (N_{tot}) produced at LHC, CEPC and LHeC are presented in Table 2. Running at $\sqrt{s} = 14$ TeV with the luminosity $\mathcal{L} \propto 10^{34} \text{ cm}^{-2}\text{s}^{-1}$, there could be 1.65×10^8 Higgs and 3.07×10^{10} W^+ , and 1.00×10^9 Z^0 boson produced at LHC per year [60, 61, 62, 63]; As for CEPC [64] running at 240 GeV with integrated luminosity 2.2 ab^{-1} , total 4.30×10^5 of Higgs events could be produced per year. There would be 2.10×10^8 W^+ events produced per year at CEPC when the collision energy is 160 GeV and integrated luminosity is 6.9 ab^{-1} . As for the total number of events for Z^0 , there would be 2.05×10^{12} events produced per year at CEPC when it would be running as a Super-Z factor at collision energy 91 GeV and integrated luminosity 50 ab^{-1} ; At LHeC with luminosity $\mathcal{O}(100) \text{ fb}^{-1}$, there would be about $\mathcal{O}(10^4)$ events of Higgs, $\mathcal{O}(10^6)$ events of W^+ , and $\mathcal{O}(10^5)$ events of Z^0 produced in one operation year [65, 66]. However, the number of events at LHeC compared to that at LHC and CEPC is too small to be discussed later in the numerical discussion.

3.1 Decay width

The predicted decay widths, branching ratios, produced events of T_{cc}^+ at LHC and CEPC are all estimated through three decay channels, Higgs/ Z^0 / $W^+ \rightarrow T_{cc}^+ +$

Table 2: Total events of Higgs, Z^0 and W^+ produced at LHC, CEPC and LHeC, respectively.

N_{tot}	LHC	CEPC [64]	LHeC [65, 66]
Higgs	1.65×10^8 [60]	4.30×10^5	$\mathcal{O}(10^4)$
W^+	3.07×10^{10} [62]	2.10×10^8	$\mathcal{O}(10^6)$
Z^0	1.00×10^9 [63]	2.05×10^{12}	$\mathcal{O}(10^5)$

$\bar{c} + \bar{c}/\bar{s}$, which are presented in Table 3. The produced events of T_{cc}^+ are roughly estimated by $N_{tot} \times \text{Br}$ per year at colliders, in which Br stands for the branching ratios $\frac{\Gamma_{Higgs/W^+/Z^0 \rightarrow T_{cc}^+ + X}}{\Gamma_{Higgs/W^+/Z^0}}$.

Table 3: The predicted decay widths (Γ), branching ratios (Br), and produced events of T_{cc}^+ at LHC and CEPC per year respectively, resulting from Higgs/ Z^0 / $W^+ \rightarrow T_{cc}^+ + \bar{c} + \bar{c}/\bar{s}$ with the fragmentation probability R is 0.168 at LHC and 0.06 at CEPC.

LHC	$\Gamma(\text{GeV})$	Br	Events
$H \rightarrow T_{cc}^+ + X$	1.10×10^{-8}	2.61×10^{-6}	4.30×10^2
$W^+ \rightarrow T_{cc}^+ + X$	4.72×10^{-6}	2.27×10^{-6}	6.96×10^5
$Z^0 \rightarrow T_{cc}^+ + X$	3.87×10^{-6}	1.86×10^{-6}	1.86×10^3
CEPC	$\Gamma(\text{GeV})$	Br	Events
$H \rightarrow T_{cc}^+ + X$	3.91×10^{-9}	9.32×10^{-7}	4.01×10^{-1}
$W^+ \rightarrow T_{cc}^+ + X$	1.69×10^{-6}	8.09×10^{-7}	1.69×10^2
$Z^0 \rightarrow T_{cc}^+ + X$	1.38×10^{-6}	6.64×10^{-7}	1.36×10^6

From Table 3, we can see that the decay widths at LHC is relatively larger than that at CEPC, mainly because of the high fragmentation probability R at LHC. The branching ratio through three decay channels is about $\mathcal{O}(10^{-6})$ both at LHC and CEPC. The produced T_{cc}^+ events at LHC is much larger than the one at CEPC through Higgs and W^+ decay, and in particular the events produced via Higgs decay at CEPC per year is very small or can be negligible. What is surprising is that there

would produce quite a large number of T_{cc}^+ events through Z^0 decays at CEPC, up to 1.36×10^6 per year. This is because CEPC produces an abundance of Z^0 bosons every year when it runs at the energy of m_Z as a Super-Z factory.

With the help of the fragmentation probability $c \rightarrow \Lambda_c^+$ listed in Table 1, we get the fragmentation probability R of $\langle cc \rangle_{\bar{3}} \rightarrow T_{cc}^+$, as well as the corresponding decay widths, branch ratios, and produced events through three decay channels, and the results are listed in Table 3. Similarly, by adding the fragmentation probabilities $R(c \rightarrow b_c)$ of all the different single charmed baryon b_c components listed in Table 1, such as Λ_c^+ , $\Xi_c^{0,+}$, and $\Sigma_c^{0,+,++}$, we obtain the total fragmentation probability R of $\langle cc \rangle_{\bar{3}} \rightarrow T_{cc}$, which can be $R = 0.435$ at LHC and $R = 0.072$ at CEPC. The theoretical prediction for the production of T_{cc} are shown in Table 4.

Table 4: The predicted decay widths (Γ), branching ratios (Br), and produced events of T_{cc} , including T_{cc}^0 , T_{cc}^+ , T_{cc}^{++} , $T_{cc}^{\bar{u}\bar{s}}$ and $T_{cc}^{\bar{d}\bar{s}}$, at LHC and CEPC per year through three decay channels, Higgs/ Z^0 / $W^+ \rightarrow T_{cc} + \bar{c} + \bar{c}/\bar{s}$, respectively.

LHC	$\Gamma(\text{GeV})$	Br	Events
$H \rightarrow T_{cc} + X$	2.84×10^{-8}	6.75×10^{-6}	1.11×10^3
$W^+ \rightarrow T_{cc} + X$	1.22×10^{-5}	5.87×10^{-6}	1.80×10^5
$Z^0 \rightarrow T_{cc} + X$	1.00×10^{-5}	4.81×10^{-6}	4.81×10^3
CEPC	$\Gamma(\text{GeV})$	Br	Events
$H \rightarrow T_{cc} + X$	4.68×10^{-9}	1.11×10^{-6}	4.79×10^{-1}
$W^+ \rightarrow T_{cc} + X$	2.02×10^{-6}	9.68×10^{-7}	2.03×10^2
$Z^0 \rightarrow T_{cc} + X$	1.66×10^{-6}	7.94×10^{-7}	1.63×10^6

Table 4 shows the predicted decay widths, branching ratios, and produced events per year of T_{cc} , including T_{cc}^0 , T_{cc}^+ , T_{cc}^{++} , $T_{cc}^{\bar{u}\bar{s}}$ and $T_{cc}^{\bar{d}\bar{s}}$, at LHC and CEPC through these three decay channels, Higgs/ Z^0 / $W^+ \rightarrow T_{cc} + \bar{c} + \bar{c}/\bar{s}$, respectively. The produced events for T_{cc} via W^+ decays is nearly two orders of magnitude larger than that by Higgs and Z^0 decay at LHC. However at CEPC, the largest contribution for the production of T_{cc} is through Z^0 decays and about 1.63×10^6 events can be produced per year.

3.2 Differential distributions

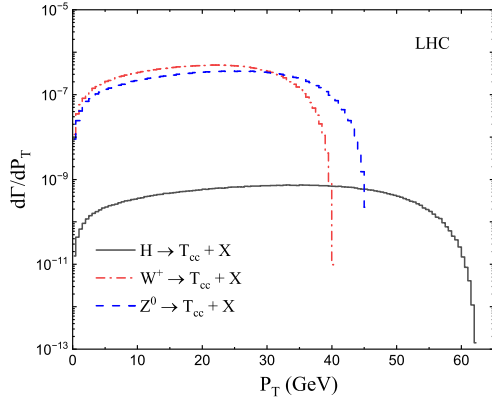
The transverse momentum P_T distribution and rapidity y distribution for the production of T_{cc} at LHC and CEPC are shown in Fig. 2. Comparing with the P_T and y distributions through W^+ and Z^0 decay, the differential decay widths via Higgs decays are about three orders of magnitude smaller and the P_T distribution is wider, in the range of $0 \sim 62.5$ GeV. The behavior of P_T distributions and rapidity distributions through these three decay channels is similar. With the P_T increase, the P_T distributions flatten first and then decrease sharply. For the y distributions, the range is $(-3.6 \sim 3.6)$, and the contributions in the small rapidity distribution interval is greater. These signals will provide some help for the subsequent experiment to find the tetraquark states.

3.3 Theoretical uncertainty

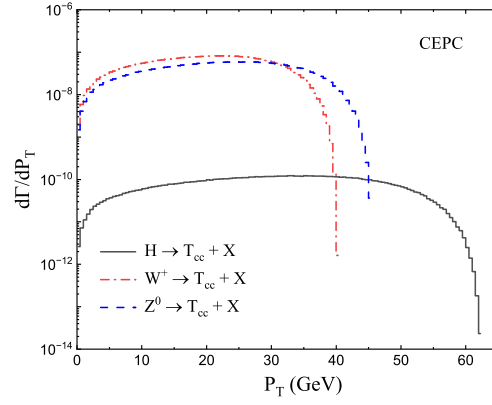
There are two main sources of theoretical uncertainty in the numerical calculation, namely the heavy quark mass m_c and the wave function at the origin $|\Psi_{cc}(0)|^2$ of the $\langle cc \rangle$ diquark.

First, the theoretical uncertainty comes from the mass of heavy quark m_c for building the mass of diquark. To estimate such uncertainty, we adopt $m_c = 1.8 \pm 0.3$ GeV, which is shown in Table 5. It is worth mentioning that except for m_c , the other parameters listed in Eq. (5) need to remain unchanged. Table 5 shows that the decay widths for the production of T_{cc} at LHC and CEPC decreases with the increment of m_c , which is mainly due to the suppression of phase space. The uncertainty induced by m_c for the production of T_{cc} through W^+ and Z^0 decay are much larger than that through Higgs decays, mainly due to the interaction of Higgs and quark pair proportional to m_c and the coupling strength increases with the increase of m_c . Through Higgs decays at LHC (CEPC), the uncertainty of the decay widths is $\Gamma_{-15.49\%}^{+21.48\%}$ ($_{-15.38\%}^{+21.58\%}$). As for the uncertainty via W^+ decays, the range is $\Gamma_{-37.70\%}^{+75.41\%}$ ($_{-38.12\%}^{+74.75\%}$) for LHC (CEPC). And the uncertainty of decay width is $\Gamma_{-38.20\%}^{+77.00\%}$ ($_{-38.55\%}^{+75.90\%}$) for LHC (CEPC) through Z^0 decays.

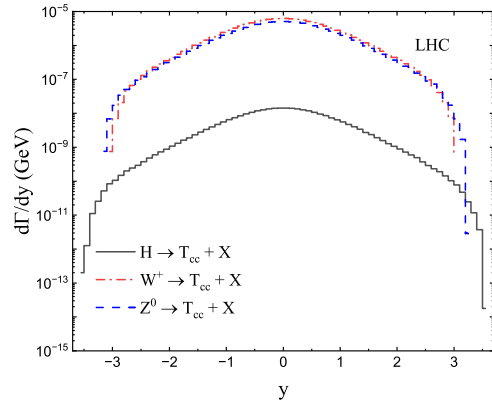
The second theoretical uncertainty arising from the choice of the wave function at the origin is analyzed, whose value is slightly different obtained in different potential



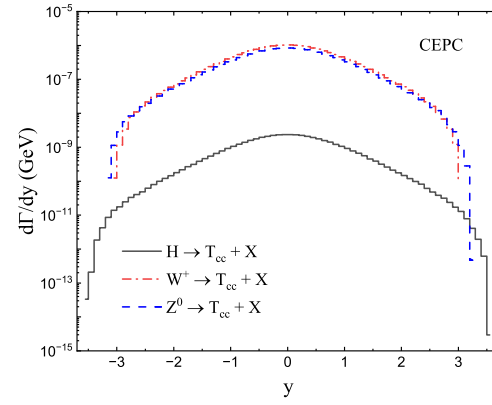
(a)



(b)



(c)



(d)

Figure 2: The predicted P_T - and y - distributions of the tetraquark T_{cc} at LHC and CEPC, respectively.

Table 5: Theoretical uncertainty of decay width Γ (GeV) comes from m_c by varying $m_c = 1.8 \pm 0.3$ GeV at LHC and CEPC through three decay channels, Higgs/ Z^0 / $W^+ \rightarrow T_{cc} + \bar{c} + \bar{c}/\bar{s}$, respectively.

LHC	1.5	1.8	2.1
$H \rightarrow T_{cc} + X$	3.45×10^{-8}	2.84×10^{-8}	2.40×10^{-8}
$W^+ \rightarrow T_{cc} + X$	2.14×10^{-5}	1.22×10^{-5}	7.60×10^{-6}
$Z^0 \rightarrow T_{cc} + X$	1.77×10^{-5}	1.00×10^{-5}	6.18×10^{-6}
CEPC	1.5	1.8	2.1
$H \rightarrow T_{cc} + X$	5.69×10^{-9}	4.68×10^{-9}	3.96×10^{-9}
$W^+ \rightarrow T_{cc} + X$	3.53×10^{-6}	2.02×10^{-6}	1.25×10^{-6}
$Z^0 \rightarrow T_{cc} + X$	2.92×10^{-6}	1.66×10^{-6}	1.02×10^{-6}

model, such as Power-law [43], K^2O potential [67], and Buchmüller-Tye (B.T.) [68]. Here for intuitively comparison we listed them in Table 6, we can see that the wave function at the origin obtained by the Power-law potential are larger than those calculated under K^2O and B.T. potential models. To analyze the uncertainty caused by the wave functions at the origin of the $\langle cc \rangle$ diquark, we take the average of these three wave functions at the origin as the central value, and the uncertainty of the wave functions at the origin is $0.0277_{-0.0059}^{+0.0113}$ GeV³; The uncertainty of the decay widths for the production of T_{cc} caused by the wave functions at the origin are $2.01_{-0.43}^{+0.82} \times 10^{-8}$ ($3.33_{-0.71}^{+1.35} \times 10^{-9}$) GeV, $8.69_{-1.86}^{+3.54} \times 10^{-6}$ ($1.43_{-0.31}^{+0.58} \times 10^{-6}$) GeV, $7.12_{-1.53}^{+2.91} \times 10^{-6}$ ($1.18_{-0.25}^{+0.48} \times 10^{-6}$) GeV via Higgs, W^+ and Z^0 decay at LHC (CEPC), respectively. Fortunately, at the present considered pQCD level, the wave function at the origin can be regarded as a global factor to update the numerical results if more accurate values of wave function at the origin are available.

4 Summary

The indirect production mechanisms of doubly charmed tetraquark are analyzed through three typical decay channels, Higgs/ $Z^0 \rightarrow T_{cc} + \bar{c} + \bar{c}$ and $W^+ \rightarrow T_{cc} + \bar{c} + \bar{s}$

Table 6: Theoretical uncertainty of decay width Γ (GeV) comes from the wave functions at the origin at LHC and CEPC through three decay channels, Higgs/ $Z^0/W^+ \rightarrow T_{cc} + \bar{c} + \bar{c}/\bar{s}$, respectively.

LHC	Power-law	K ² O	B.T.
	$ \Psi_{cc}(0) ^2 = 0.0390$	$ \Psi_{cc}(0) ^2 = 0.0218$	$ \Psi_{cc}(0) ^2 = 0.0224$
$H \rightarrow T_{cc} + X$	2.84×10^{-8}	1.58×10^{-8}	1.63×10^{-8}
$W^+ \rightarrow T_{cc} + X$	1.22×10^{-5}	6.83×10^{-6}	7.01×10^{-6}
$Z^0 \rightarrow T_{cc} + X$	1.00×10^{-5}	5.60×10^{-6}	5.75×10^{-6}
CEPC	Power-law	K ² O	B.T.
	$ \Psi_{cc}(0) ^2 = 0.0390$	$ \Psi_{cc}(0) ^2 = 0.0218$	$ \Psi_{cc}(0) ^2 = 0.0224$
$H \rightarrow T_{cc} + X$	4.68×10^{-9}	2.61×10^{-9}	2.68×10^{-9}
$W^+ \rightarrow T_{cc} + X$	2.02×10^{-6}	1.13×10^{-6}	1.16×10^{-6}
$Z^0 \rightarrow T_{cc} + X$	1.66×10^{-6}	9.24×10^{-7}	9.48×10^{-7}

within the NRQCD framework, where T_{cc} contains the doubly charmed tetraquark components, T_{cc}^0 , T_{cc}^+ , T_{cc}^{++} , $T_{cc}^{\bar{u}\bar{s}}$, and $T_{cc}^{\bar{d}\bar{s}}$. When these states are summed, the decay widths, branching ratios, and produced events for the production of T_{cc} can be predicted at LHC and CEPC per year, respectively. The results show that the produced events for T_{cc} via W^+ decays is 1.80×10^5 , nearly two orders of magnitude larger than that by Higgs decays (1.11×10^3) and Z^0 decays (4.81×10^3) at LHC per year. However at CEPC, the largest contribution for the production of T_{cc} is through Z^0 decays, about 1.63×10^6 events produced in one operation year. There are 2.03×10^2 T_{cc} events produced at CEPC per year through W^+ decay. And the events obtained by Higgs decay is too small to be ignored at CEPC per year.

Then P_T and y differential distributions are presented respectively at LHC and CEPC for the production of T_{cc} . The detailed analysis of differential distribution is helpful to provide some guidance for the subsequent search of the experiment. Comparing with the P_T and rapidity distributions through W^+ and Z^0 decay, the differential decay widths via Higgs decays are about three orders of magnitude smaller and the P_T distribution is wider, in the range of $0 \sim 62.5$ GeV. The behavior of P_T dis-

tributions and rapidity distributions through these three decay channels are similar. With the P_T increase, the distributions flatten first and then decrease sharply. However, for the rapidity distributions, the contributions in the small rapidity distribution interval are greater.

Finally, two main sources of theoretical uncertainty, namely m_c and wave function at the origin $|\Psi_{cc}(0)|^2$ of $\langle cc \rangle$ diquark, are discussed respectively at LHC and CEPC. The decay width for the production of T_{cc} at LHC and CEPC decreases with the increment of m_c . The uncertainty induced by m_c for the production of T_{cc} through W^+ and Z^0 decay are much larger than that through Higgs decays, mainly due to the interaction of Higgs and quark pair proportional to m_c . To analyze the uncertainty caused by the wave function at the origin of $\langle cc \rangle$ diquark, we take the average of three wave functions at the origin obtained by Power-law, K^2O , and Buchmüller-Tye (B.T.) potentials as the central value, and the results are that the uncertainty of the decay widths caused by the wave functions at the origin are $2.01_{-0.43}^{+0.82} \times 10^{-8}$ ($3.33_{-0.71}^{+1.35} \times 10^{-9}$) GeV, $8.69_{-1.86}^{+3.54} \times 10^{-6}$ ($1.43_{-0.31}^{+0.58} \times 10^{-6}$) GeV, $7.12_{-1.53}^{+2.91} \times 10^{-6}$ ($1.18_{-0.25}^{+0.48} \times 10^{-6}$) GeV for T_{cc} production via Higgs, W^+ and Z^0 decay at LHC (CEPC), respectively.

To be mentioned that the subsequent decay of T_{cc} is mainly through the weak decay and semi-light decay, $c \rightarrow W^+ + s \rightarrow l^+ + \nu_l + s$, where the lepton l^+ can be e^+ or μ^+ , and ν_l is an corresponding invisible neutrino. In the T_{cc} , double c quarks decay in this way independently, with the two antiquarks as spectators. Considering the signatures and the efficiencies of the the detectors, we see that high luminosity LHC (HL-LHC) and CEPC provides best platforms to discover doubly charmed tetraquarks.

Acknowledgments: This work was partially supported by the Natural Science Foundation of Guangxi (no. 2024GXNSFBA010368) and the Guangxi Technology Base and Talent Subject (no. Guike AD23026182). This work was also supported by the Central Government Guidance Funds for Local Scientific and Technological Development, China (no. Guike ZY22096024) and the National Natural Science Foundation of China (no. 12005045).

References

- [1] M. Gell-Mann, “A Schematic Model of Baryons and Mesons,” *Phys. Lett.* **8**, 214 (1964).
- [2] G. Zweig, “An SU(3) model for strong interaction symmetry and its breaking, Version 1,” Report No. CERN-TH-401.
- [3] G. Zweig, “An SU(3) model for strong interaction symmetry and its breaking, Version 2,” *Developments in the Quark Theory of Hadrons*, edited by D. Lichtenberg and S. Rosen, Vol.1, p. 22.
- [4] N. Brambilla, S. Eidelman, C. Hanhart, A. Nefediev, C. P. Shen, C. E. Thomas, A. Vairo and C. Z. Yuan, “The XYZ states: experimental and theoretical status and perspectives,” *Phys. Rept.* **873**, 1-154 (2020).
- [5] A. V. Manohar and M. B. Wise, “Exotic $Q\bar{Q}$ anti- q anti- q states in QCD,” *Nucl. Phys. B* **399**, 17-33 (1993).
- [6] L. Maiani, F. Piccinini, A. D. Polosa and V. Riquer, “Diquark-antidiquarks with hidden or open charm and the nature of $X(3872)$,” *Phys. Rev. D* **71**, 014028 (2005).
- [7] R. Aaij *et al.* [LHCb], “Study of the doubly charmed tetraquark T_{cc}^+ ,” *Nature Commun.* **13**, 3351 (2022).
- [8] C. E. Fontoura, G. Krein, A. Valcarce and J. Vijande, “Production of exotic tetraquarks $QQ\bar{q}\bar{q}$ in heavy-ion collisions at the LHC,” *Phys. Rev. D* **99**, 094037 (2019).
- [9] H. Mutuk, “Doubly-charged T_{cc}^{++} states in the dynamical diquark model,” *Phys. Rev. D* **110** (2024), 034025.
- [10] H. Leutwyler, “On the foundations of chiral perturbation theory,” *Annals Phys.* **235**, 165-203 (1994).
- [11] F. S. Navarra and M. Nielsen, “Double charm states in QCD sum rules,” *J. Phys. Conf. Ser.* **348**, 012008 (2012).

- [12] S. Collins, A. Nefediev, M. Padmanath and S. Prelovsek, “Toward the quark mass dependence of T_{cc}^+ from lattice QCD,” *Phys. Rev. D* **109**, 094509 (2024).
- [13] G. T. Bodwin, E. Braaten and G. P. Lepage, “Rigorous QCD analysis of inclusive annihilation and production of heavy quarkonium,” *Phys. Rev. D* **51**, 1125 (1995) Erratum: [*Phys. Rev. D* **55**, 5853 (1997)].
- [14] A. Petrelli, M. Cacciari, M. Greco, F. Maltoni and M. L. Mangano, “NLO production and decay of quarkonium,” *Nucl. Phys. B* **514**, 245 (1998).
- [15] S. Zouzou, B. Silvestre-Brac, C. Gignoux and J. M. Richard, “FOUR QUARK BOUND STATES,” *Z. Phys. C* **30**, 457 (1986).
- [16] J. Vijande, E. Weissman, A. Valcarce and N. Barnea, “Are there compact heavy four-quark bound states?,” *Phys. Rev. D* **76**, 094027 (2007).
- [17] E. Ma, J. T. Pantaleone and S. U. Sankar, “Is there a four quark state near the B anti-B threshold?,” *Phys. Rev. D* **46**, 463-465 (1992).
- [18] J. Vijande, A. Valcarce and N. Barnea, “Exotic meson-meson molecules and compact four-quark states,” *Phys. Rev. D* **79**, 074010 (2009).
- [19] Y. q. Chen and S. z. Wu, “Production of four-quark states with double heavy quarks at LHC,” *Phys. Lett. B* **705**, 93-97 (2011).
- [20] Q. Qin, Y. F. Shen and F. S. Yu, “Discovery potentials of double-charm tetraquarks,” *Chin. Phys. C* **45**, 103106 (2021).
- [21] A. Ali, Q. Qin and W. Wang, “Discovery potential of stable and near-threshold doubly heavy tetraquarks at the LHC,” *Phys. Lett. B* **785**, 605-609 (2018).
- [22] H. Mutuk, “Masses and magnetic moments of doubly heavy tetraquarks via diffusion Monte Carlo method,” *Eur. Phys. J. C* **84**, (2024) 395.
- [23] J. B. Cheng, S. Y. Li, Y. R. Liu, Z. G. Si and T. Yao, “Double-heavy tetraquark states with heavy diquark-antiquark symmetry,” *Chin. Phys. C* **45**, 043102 (2021).

- [24] J. B. Cheng, Z. Y. Lin and S. L. Zhu, “Double-charm tetraquark under the complex scaling method,” *Phys. Rev. D* **106**, 016012 (2022).
- [25] V. Montesinos, M. Albaladejo, J. Nieves and L. Tolos, “Properties of the $T_{cc}(3875)^+$ and $T_{c\bar{c}}(3875)^-$ and their heavy-quark spin partners in nuclear matter,” *Phys. Rev. C* **108**, 035205 (2023).
- [26] E. Braaten, L. P. He, K. Ingles and J. Jiang, “Triangle singularity in the production of $T_{cc}(3875)^+$ and a soft pion,” *Phys. Rev. D* **106**, 034033 (2022).
- [27] R. Tiwari, D. P. Rathaud and A. K. Rai, “Mass-spectroscopy of $[bb][\bar{b}\bar{b}]$ and $[bq][\bar{b}\bar{q}]$ tetraquark states in a diquark–antidiquark formalism,” *Eur. Phys. J. A* **57**, 289 (2021).
- [28] Q. F. Lü, D. Y. Chen and Y. B. Dong, “Masses of doubly heavy tetraquarks $T_{QQ'}$ in a relativized quark model,” *Phys. Rev. D* **102**, 034012 (2020).
- [29] G. Yang, J. Ping and J. Segovia, “Doubly-heavy tetraquarks,” *Phys. Rev. D* **101**, 014001 (2020).
- [30] E. Hernández, J. Vijande, A. Valcarce and J. M. Richard, “Spectroscopy, lifetime and decay modes of the T_{bb}^- tetraquark,” *Phys. Lett. B* **800**, 135073 (2020).
- [31] N. A. Tornqvist, “From the deuteron to deusons, an analysis of deuteron - like meson meson bound states,” *Z. Phys. C* **61**, 525-537 (1994).
- [32] F. K. Guo, C. Hidalgo-Duque, J. Nieves and M. P. Valderrama, “Consequences of Heavy Quark Symmetries for Hadronic Molecules,” *Phys. Rev. D* **88**, 054007 (2013).
- [33] Z. G. Wang and T. Huang, “Possible assignments of the $X(3872)$, $Z_c(3900)$ and $Z_b(10610)$ as axial-vector molecular states,” *Eur. Phys. J. C* **74**, 2891 (2014).
- [34] F. K. Guo, C. Hanhart, U. G. Meißner, Q. Wang, Q. Zhao and B. S. Zou, “Hadronic molecules,” *Rev. Mod. Phys.* **90**, 015004 (2018) [erratum: *Rev. Mod. Phys.* **94**, 029901 (2022)].

- [35] S. Dubynskiy and M. B. Voloshin, “Hadro-Charmonium,” *Phys. Lett. B* **666**, 344-346 (2008).
- [36] J. Ferretti and E. Santopinto, “Hidden-charm and bottom tetra- and pentaquarks with strangeness in the hadro-quarkonium and compact tetraquark models,” *JHEP* **04**, 119 (2020).
- [37] J. J. Niu, L. Guo, H. H. Ma, X. G. Wu and X. C. Zheng, “Production of semi-inclusive doubly heavy baryons via top-quark decays,” *Phys. Rev. D* **98**, 094021 (2018).
- [38] J. J. Niu, L. Guo, H. H. Ma and X. G. Wu, “Production of doubly heavy baryons via Higgs boson decays,” *Eur. Phys. J. C* **79**, 339 (2019).
- [39] P. H. Zhang, L. Guo, X. C. Zheng and Q. W. Ke, “Excited doubly heavy baryon production via W^+ boson decays,” *Phys. Rev. D* **105**, 034016 (2022).
- [40] H. J. Tian, X. Luo and H. B. Fu, “Further study on the production of P-wave doubly heavy baryons from Z-boson decays,” *Phys. Lett. B* **847**, 138302 (2023).
- [41] V. V. Kiselev, A. K. Likhoded and A. I. Onishchenko, “Semileptonic B_c meson decays in sum rules of QCD and NRQCD,” *Nucl. Phys. B* **569**, 473 (2000).
- [42] G. T. Bodwin, D. K. Sinclair and S. Kim, “Quarkonium decay matrix elements from quenched lattice QCD,” *Phys. Rev. Lett.* **77**, 2376 (1996).
- [43] E. Bagan, H. G. Dosch, P. Gosdzinsky, S. Narison and J. M. Richard, “Hadrons with charm and beauty,” *Z. Phys. C* **64**, 57-72 (1994).
- [44] X. C. Zheng, C. H. Chang and Z. Pan, “Production of doubly heavy-flavored hadrons at e^+e^- colliders,” *Phys. Rev. D* **93**, 034019 (2016).
- [45] J. Jiang, X. G. Wu, Q. L. Liao, X. C. Zheng and Z. Y. Fang, “Doubly Heavy Baryon Production at A High Luminosity e^+e^- Collider,” *Phys. Rev. D* **86**, 054021 (2012).
- [46] C. Peterson, D. Schlatter, I. Schmitt and P. M. Zerwas, “Scaling Violations in Inclusive e^+e^- Annihilation Spectra,” *Phys. Rev. D* **27**, 105 (1983).

- [47] M. G. Bowler, “e+ e- Production of Heavy Quarks in the String Model,” *Z. Phys. C* **11**, 169 (1981).
- [48] K. Abe *et al.* [SLD], “Measurement of the b quark fragmentation function in Z^0 decays,” *Phys. Rev. D* **65**, 092006 (2002) [erratum: *Phys. Rev. D* **66**, 079905 (2002)].
- [49] A. Heister *et al.* [ALEPH], “Study of the fragmentation of b quarks into B mesons at the Z peak,” *Phys. Lett. B* **512**, 30-48 (2001).
- [50] S. Acharya *et al.* [ALICE], “Charm production and fragmentation fractions at midrapidity in pp collisions at $\sqrt{s} = 13$ TeV,” *JHEP* **12**, 086 (2023).
- [51] M. Lisovyi, A. Verbytskyi and O. Zenaiev, “Combined analysis of charm-quark fragmentation-fraction measurements,” *Eur. Phys. J. C* **76**, no.7, 397 (2016).
- [52] S. Acharya *et al.* [ALICE], “Measurement of Prompt D^0 , Λ_c^+ , and $\Sigma_c^{0,++}(2455)$ Production in Proton–Proton Collisions at $\sqrt{s} = 13$ TeV,” *Phys. Rev. Lett.* **128**, 012001 (2022).
- [53] V. N. Gribov and L. N. Lipatov, “Deep inelastic e p scattering in perturbation theory,” *Sov. J. Nucl. Phys.* 15 (1972) 438 [*Yad. Fiz.* 15 (1972) 781].
- [54] E. Braaten, K. m. Cheung and T. C. Yuan, “Perturbative QCD fragmentation functions for B_c and B_c^* production,” *Phys. Rev. D* **48**, R5049 (1993).
- [55] S. P. Baranov, “On the production of doubly flavored baryons in p p, e p and gamma gamma collisions,” *Phys. Rev. D* **54**, 3228-3236 (1996).
- [56] P. A. Zyla *et al.* [Particle Data Group], “Review of Particle Physics,” *PTEP* **2020**, 083C01 (2020).
- [57] T. Hahn, “Generating Feynman diagrams and amplitudes with FeynArts 3,” *Comput. Phys. Commun.* **140**, 418-431 (2001).
- [58] V. Shtabovenko, R. Mertig and F. Orellana, “FeynCalc 9.3: New features and improvements,” *Comput. Phys. Commun.* **256**, 107478 (2020).

- [59] T. Hahn and M. Perez-Victoria, “Automatized one loop calculations in four-dimensions and D-dimensions,” *Comput. Phys. Commun.* **118**, 153-165 (1999).
- [60] LHC Higgs Cross Section Working Group, “Higgs production crossse AN2 (2016),” <https://twiki.cern.ch/twiki/bin/view/LHCPhysics/HiggsEuropeanStrategy#SM>.
- [61] J. R. Gaunt, C. H. Kom, A. Kulesza and W. J. Stirling, “Same-sign W pair production as a probe of double parton scattering at the LHC,” *Eur. Phys. J. C* **69**, 53-65 (2010).
- [62] C. F. Qiao, L. P. Sun, D. S. Yang and R. L. Zhu, “W Boson Inclusive Decays to Quarkonium at the LHC,” *Eur. Phys. J. C* **71**, 1766 (2011).
- [63] Q. L. Liao, Y. Yu, Y. Deng, G. Y. Xie and G. C. Wang, “Excited heavy quarkonium production via Z^0 decays at a high luminosity collider,” *Phys. Rev. D* **91**, 114030 (2015).
- [64] W. Abdallah *et al.* [CEPC Study Group], “CEPC Technical Design Report: Accelerator,” *Radiat. Detect. Technol. Methods* **8**, 1-1105 (2024).
- [65] J. L. Abelleira Fernandez *et al.* [LHeC Study Group], “A Large Hadron Electron Collider at CERN: Report on the Physics and Design Concepts for Machine and Detector,” *J. Phys. G* **39**, 075001 (2012).
- [66] U. Baur, “W and Z boson production at e p colliders,” FSU-HEP-920427.
- [67] V. V. Kiselev, A. K. Likhoded, O. N. Pakhomova and V. A. Saleev, “Mass spectra of doubly heavy Omega QQ' baryons,” *Phys. Rev. D* **66**, 034030 (2002).
- [68] V. V. Kiselev and A. K. Likhoded, “Baryons with two heavy quarks,” *Phys. Usp.* **45**, 455-506 (2002).