

Testing the Unknown: A Framework for OpenMP Testing via Random Program Generation

Ignacio Laguna

Center for Applied Scientific Computing
Lawrence Livermore National Laboratory
ilaguna@llnl.gov

Patrick Chapman

Department of Computer Science
University of California, Davis
pchapman@ucdavis.edu

Konstantinos Parasyris

Center for Applied Scientific Computing
Lawrence Livermore National Laboratory
parasyris1@llnl.gov

Giorgis Georgakoudis

Center for Applied Scientific Computing
Lawrence Livermore National Laboratory
georgakoudis1@llnl.gov

Cindy Rubio-González

Department of Computer Science
University of California, Davis
crubio@ucdavis.edu

Abstract—We present a randomized differential testing approach to test OpenMP implementations. In contrast to previous work that manually creates dozens of verification and validation tests, our approach is able to randomly generate thousands of tests, exposing OpenMP implementations to a wide range of program behaviors. We represent the space of possible random OpenMP tests using a grammar and implement our method as an extension of the Varsity program generator. By generating 1,800 OpenMP tests, we find various performance anomalies and correctness issues when we apply them to three OpenMP implementations: GCC, Clang, and Intel. We also present several case studies that analyze the anomalies and give more details about the classes of tests that our approach creates.

Index Terms—OpenMP, software testing, differential testing, random program generation.

I. INTRODUCTION

While OpenMP is widely used, it continues to be challenging to test OpenMP implementations. There are several OpenMP implementations available for C/C++ and Fortran—the OpenMP website lists at least 19 compilers from various vendors and open-source community that implement the OpenMP API¹. Such a wide range of interpretations of the API can lead to different implementations of OpenMP features, which makes testing very difficult. Users of HPC systems are usually provided with several OpenMP implementations, which are composed of various components, such as a compiler and a runtime system. When an HPC system is deployed or new versions of OpenMP are installed in the system, it is crucial to test the implementations and identify possible performance or correctness bugs.

Previous work on testing OpenMP implementations has been based on manually creating *benchmark programs*, or tests, for verification and validation (V&V) of the OpenMP features available in the implementations [1]–[3]. Such an

approach has been helpful for V&V and in identifying common bugs. Those studies target tests for particular versions of the OpenMP API; thus, they can be useful in testing specific features of the OpenMP standard. While these methods have been useful, they are limited by the classes of programs that the benchmark tests encode, the different behaviors that such tests expose, and the inputs used in the tests.

Random testing has been used as a black-box testing approach, in which tests are generated randomly [4], [5] in contrast to the V&V approach that creates cherry-picked tests manually. Randomized differential testing uses the idea that if one has multiple implementations of the same program, all implementations must produce the same result from the valid input. When one implementation produces different outputs relative to the rest, that implementation must be faulty, or it exhibits an anomaly that must be further analyzed. Random testing has not been applied in the context of OpenMP—we seek to leverage this idea in this paper.

Contributions. We present an approach to test OpenMP implementations by a combination of random program generation and differential testing. Our approach generates thousands of random OpenMP tests, each test being composed of an OpenMP program and an input. Tests are compiled by the different OpenMP compilers available in an HPC system. The tests are run and evaluated for performance and correctness.

Using randomized differential testing, we detect performance and correctness bugs by providing the same input to the same program compiled and run by different OpenMP implementations, and observing differences in their execution. When one execution behavior is significantly different from the rest, we call it an *outlier*. In contrast to previous work that manually creates dozens of specific tests, our approach is able to randomly generate thousands of tests, exposing OpenMP implementations to a wide variety of program behaviors. This approach can be beneficial in uncovering performance and correctness bugs.

Our contributions are:

- 1) A method to generate random OpenMP programs for

This work was performed under the auspices of the U.S. Department of Energy by Lawrence Livermore National Laboratory under Contract DE-AC52-07NA27344 (LLNL-CONF-868411).

¹<https://www.openmp.org/resources/openmp-compilers-tools/>

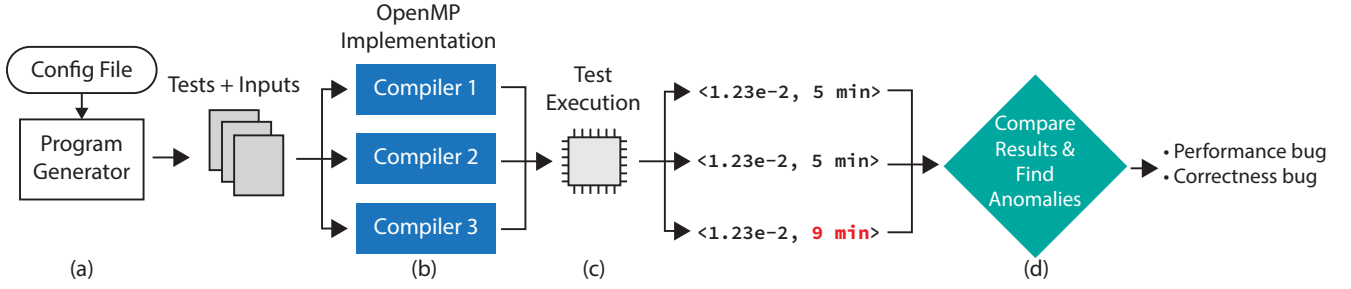


Fig. 1. Overview of our approach. Step (a) generates program tests and inputs; in step (b) we compile the test with multiple OpenMP compilers—the goal is to find a bug in any of the OpenMP implementations; in step (c) we run the tests and gather numerical results and execution time; in step (d) we compare the numerical results and executions times and identify bugs by finding outliers. The figure highlights an anomaly in the test produced by the OpenMP implementation 3, in which the execution time is significantly different from the execution times of the other tests (generated by the other OpenMP implementations).

differential testing. Our method generates programs with commonly used OpenMP directives, such as parallel regions, for-loop regions, reductions, and critical sections. The generated programs perform complex numerical computations, mimicking computations in scientific codes.

- 2) An implementation of the approach in the Varsity [6] framework for floating-point random program generation. Our framework includes the generation of random floating-point inputs (inherited from Varsity), time execution profiling, and correctness checking for various categories of correctness bugs (*crashes* and *hangs*).
- 3) An evaluation of the approach on three OpenMP implementations (GCC, Clang, and Intel) in an HPC cluster. Our evaluation generates and evaluates more than 1,800 randomly generated tests, and was able to identify various tests on which the OpenMP implementations exhibit performance and correctness issues. We found several outlier cases where the binaries produced by an implementation are either significantly slow or significantly fast relative to the others, as well as cases that induce correctness issues in the OpenMP implementations. We present various case studies with details of such cases.

II. OVERVIEW

In this section, we present a high-level view of our approach and an example of a generated test that exhibits a performance issue in an OpenMP implementation.

A. Workflow Overview

Our approach’s workflow is shown in Figure 1. The generator first uses a configuration file to obtain the parameters to use in the program generation phase (step (a)). The parameters include the compilers to use, optimization levels, the directories to save the tests, and parameters related to the complexity of the random programs (see Section III-A for more details). When the programs and floating-point inputs are randomly generated, they are compiled by the available OpenMP compilers in the cluster (step (b)).

There is a driver that then runs all the binaries with their corresponding inputs in the systems (step (c)). The driver checks

```

1 void compute(double* comp, int var_1, ...) {
2   ...
3   for (int i=0; i < var_1; ++i) {
4     ...
5     comp[i % 1000] += var_2[id] - -1.0 * var_3 * var_4;
6     ...
7     #pragma omp parallel default(shared) private(var_1,
8     ↪ ... firstprivate(var_2, ...) num_threads(36)
9     {
10      var_1 = 0;
11      #pragma omp for
12      for (int i=0; i < var_6; ++i) {
13        ...
14        comp[id] += ...;
15      }
16    }
17  }

```

Listing 1. Random test that induces a performance anomaly in Clang.

the outputs of the tests and whether there is a correctness issue with any test (e.g., the program abruptly terminates). Finally, we compare the output and execution times of the tests (step (d))—if for a given test, the binary for a specific implementation shows a behavior different from the rest, we flag it as an *outlier*. For example, in Figure 1, the execution time for the binary produced by the compiler 3 was 9 minutes, while the other binaries took 5 minutes, for the same input and test. The binary for compiler 3 is flagged as an outlier in this case. This test can now be investigated in more detail to determine if the OpenMP implementation has a bug that is exposed by this test.

B. Example of Generated Test

As a “teaser” for the reader, we present an example of the tests that our approach can generate. Section V-C presents more examples at a higher level of detail. Listing 1 shows the test example. When the test was compiled with three OpenMP implementations—Clang, GCC, and Intel—in an x86 system, the execution time of the Clang binary was 10× higher than the execution time for the binaries produced with the other OpenMP implementations (Intel and GCC).

As Listing 1 shows, the random test has a parallel region inside a loop, which stresses the capabilities of the OpenMP

runtime system for invoking and launching worker tasks. This test exposes a deficiency in the Clang implementation for managing tasks resources relative to the efficiency of the other implementations. We provide more details of this example in Section V-D. Note that the test along with the particular input that generates this behavior is found by our approach and provided to the users for further investigation.

III. CODE GENERATION APPROACH

In this section, we present our approach for code generation, which is implemented in the Varsity framework. We first present an overview of Varsity and then we present our approach to support OpenMP parallel programs random generation using Varsity.

A. Varsity

We based our framework on the Varsity [6] random program generator. Varsity generates random programs that expose a wide range of floating-point arithmetic operations, and other structures encountered in scientific codes, such as, for loops, and if conditions. Varsity also generates random floating-point inputs for the programs. Varsity was originally designed for serial programs. In this work, we extend it to support parallel OpenMP programs and perform performance testing—originally, the framework only included support for testing numerical correctness issues.

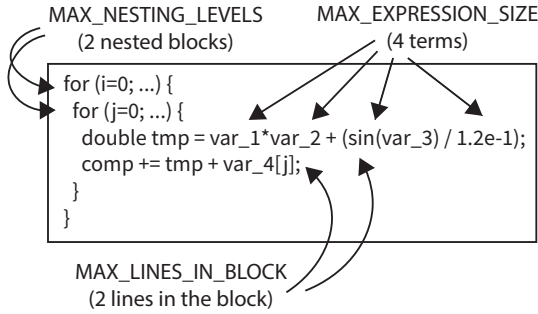


Fig. 2. Example of how parameters control the code generation.

Grammar. While ideally, one would want to explore the entire space of all possible OpenMP programs, this is not practical. Therefore, we restrict our search to a subset of programs: programs written in the C++ language with a well-defined structure. To formally define this structure, we use a grammar. Listing 2 presents a high-level overview of the grammar, including the extensions to support OpenMP parallel regions.

Varsity’s grammar already considers the most important aspects of HPC programs and uses the characteristics of programs that could (most likely) affect how floating-point code is generated and executed. The grammar allows us to generate programs with the following characteristics:

- **Different Floating-Point Types:** we can generate variables using single and double floating-point precision (i.e., `float` and `double`).
- **Arithmetic Expressions:** arithmetic expressions can use any operator in $\{+, -, *, /\}$, can use parenthesis “()”, and

can use functions from the C math library. The grammar also allows boolean expressions.

- **Loops:** loops constitute the main building block of HPC programs; the grammar allows the generation of for loops with multiple levels of nesting. We can generate loop sets $L_1 > L_2 > L_3 > \dots > L_N$, where L_1 encloses L_2 , L_2 encloses L_3 , and so on up to L_N , where N is defined by the user.
- **Conditions:** the grammar supports if conditions, which can be true or false based on a boolean expression.
- **Variables:** programs can contain temporary floating-point variables. Variables can store arrays or single values.

Example of Code Generation. Figure 3 shows an example of an if-condition block, and the corresponding production rules that explain the generated code. The `<if-block>` specifies that the block should have an “if” symbol, followed by an opening parenthesis “(”, followed by a `<bool-expression>`, a closing parenthesis “)”, and finally a “`<block>`” enclosed in brackets. The Figure shows how each element of the code is specified in different grammar production rules. The code inside the block comprises one or more assignments (in this case), but it could also contain another `<if-block>` or a `<for-loop-block>`. Note that expressions can be arbitrarily large, containing long sequences of arithmetic operations with variables, scalars and array values. We explain later in this section how to control the size of arithmetic expressions.

B. Program Output

All operations are enclosed in a kernel function named `compute`. The kernel function does not return anything; instead, it computes a floating-point value and stores it in the `comp` variable. The `comp`’s value is printed to the standard output. In addition to the `comp` kernel function, the generator produces a `main()` function and code to allocate and initialize arrays (if arrays are used in the test program). For simplicity, we do not present this in the grammar. The `main()` function reads the program inputs and copies them to the `comp` kernel function parameters before calling the kernel function.

C. Program Generation and Randomness

We use randomness in the generation of test programs. We use the same approach that is used in previous work [7] to construct a random program, i.e., uniform distributions are used to choose elements of the program. The following features are chosen randomly in Varsity: (1) type of arithmetic operations, (2) type of boolean operations, (3) size of arithmetic expressions, (4) size of boolean expressions, (5) size of blocks (i.e., number of statements), and (6) number of nesting levels of blocks.

Varsity imposes limits on the above parameters since exploring infinite sets of them would be infeasible. The following parameters are used to limit the generation of program features (see Figure 2):

- **MAX_EXPRESSION_SIZE:** defines the maximum number of terms in an expression (arithmetic or boolean).

```

1 /** Function-level rules */
2 <function> ::= "void" "compute" "(" <param-list> ")" "{" <block> "}"
3 <param-list> ::= <param-declaration> | <param-list> "," <param-declaration>
4 <param-declaration> ::= "int" <id> | <fp-type> <id> | <fp-type> "*" <id>
5
6 /** Expression- and term-level rules */
7 <assignment> ::= "comp" <assign-op> <expression> ";" | <fp-type> <id> <assign-op> <expression> ";"
8
9 <expression> ::= <term> | "(" <expression> ")" | <expression> <op> <expression>
10 <term> = <identifier> | <fp-numeral>
11
12 /** Block-level rules */
13 <block> ::= {<assignment>}+ | <if-block> <block> | <for-loop-block> <block> | <openmp-block>
14
15 /** OpenMP-block-level rules */
16 <openmp-head> ::= "#pragma omp parallel default(shared) private("<private-vars> ")"
17                  "firstprivate("<first-private-vars>")" {"reduction(" <reduction-op> ":" comp)"}?"
18 <openmp-block> ::= <openmp-head> "\n{" {<assignment>}+ <for-loop-block> "}"
19 <openmp-critical> ::= "#pragma omp critical {\n" <block> "}"
20
21 /** If-block-level rules */
22 <if-block> ::= "if" "(" <bool-expression> ")" "{" <block> "}"
23
24 /** For-loop-level rules */
25 <for-loop-head> ::= "#pragma omp for\nfor" | "for"
26 <for-loop-block> ::= <for-loop-head> "(" <loop-header> ")" "{" {<block>|<openmp-critical>}+ "}"
27 <loop-header> ::= "int" <id> ";" <id> "<" <int-numeral> ";" "++" <id>
28
29 /** Bool-expression-level rules */
30 <bool-expression> ::= <id> <bool-op> <expression>

```

Listing 2. High-level specification of the grammar for the random test programs. <fp-type> supports {float, double}, <assignment-op> supports {=, +=, -=, *=, /=}, <op> supports {+, -, *, /}, and <bool-op> supports {<, >, ==, !=, >=, <=}. <fp-numeral> is a constant, e.g., 1.23e+4. <reduction-op> supports {+, *}.

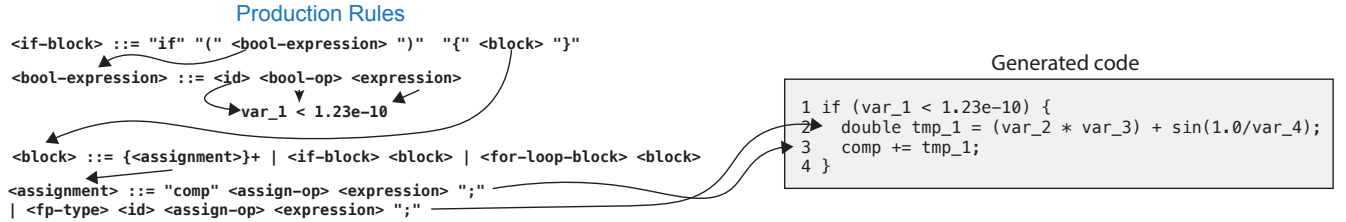


Fig. 3. Example of production rules representing the code generated with an if-condition block, and two assignments. One of the assignments (line 2) has an arithmetic expression with several terms.

- **MAX_NESTING_LEVELS**: defines the maximum number of nesting levels of blocks (if condition and for loop blocks).
- **MAX_LINES_IN_BLOCK**: a block can have several lines containing, e.g., temporary variable definitions or assignments. This defines the maximum number of lines in a block.
- **ARRAY_SIZE**: maximum number of elements in arrays.
- **MAX_SAME_LEVEL_BLOCKS**: in addition to assignments (or other expressions), a block can have other blocks. This defines the maximum number of blocks at the same nesting level inside a block.
- **MATH_FUNC_ALLOWED**: defines whether or not to use functions from `math.h` in arithmetic expressions.
- **INPUT_SAMPLES_PER_RUN**: defines the number of distinct sample inputs used per program test.

D. Input Generation

Floating-point inputs are generated via an input generation module. This module can generate five kinds of floating-point

numbers: *normal* numbers, *subnormal* numbers, *almost infinity* numbers, *almost subnormal* numbers, and zero (positive and negative). The normal, subnormal, and zero numbers correspond to those defined in the IEEE 754-2008 Standard. Almost infinity and almost subnormal numbers are extreme cases, which are not defined in the Standard. We define an almost infinity number as a number, which is close to infinity (+INF or -INF), but that it still a normal number. We define an almost subnormal number as a number that is close to being a subnormal number, but that it is still a normal number.

E. OpenMP Parallel Regions

We have extended Varsity to support a number of OpenMP directives that are commonly used in OpenMP programs, such as parallel regions, parallel for loops, reductions, and critical regions. In the following sections, we explain the OpenMP functionality we support and the grammar rules that explain OpenMP code that is possible to generate. In the following

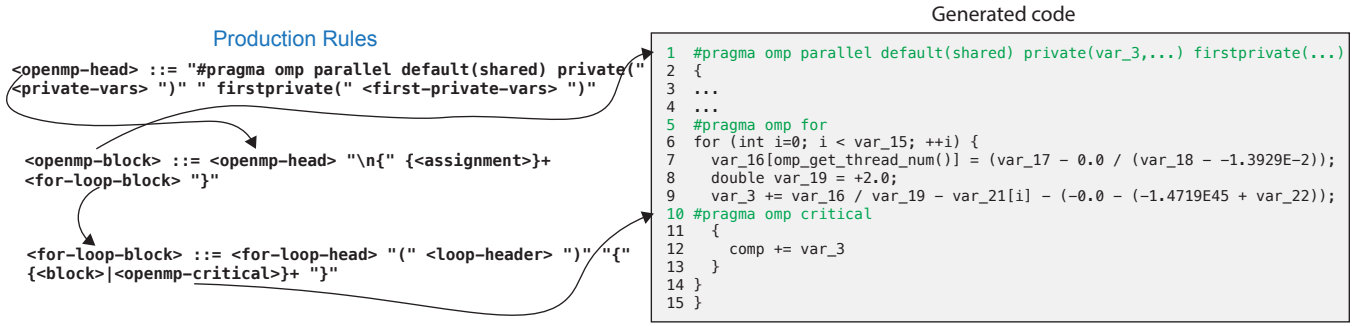


Fig. 4. Example of production rules used in the generation of an OpenMP block in the test.

description, we will use as an example the OpenMP code shown in Figure 4.

The most basic OpenMP directive supported in our approach is the `omp parallel` directive, which instructs the compiler to parallelize the chosen block of code. In this directive, we support the data-sharing OpenMP clauses `private` (for variables private to each thread), `firstprivate` (for variables private to each thread, initialized), `default`, and `reduction`.

Program variables are assigned to data-sharing clauses randomly except for the `comp` variable and any parallel loop-binding variable. This occurs when a parallel for-loop is generated and the variable data-sharing attributes are assigned as properties of the variables. Whenever a variable with the shared property is accessed, then that code block is marked as critical in the program. The `comp` variable is always a shared variable unless it is being used in a reduction.

In Figure 2, the grammar shows the rules for such directives, for the non-terminals `<openmp-block>` and `<openmp-head>`. When the generator module decides to generate a block of code, it can choose among different classes of blocks (e.g., if block), including an OpenMP block. Note that an OpenMP block can contain other blocks. However, this could lead to correctness problems—data races, for example—if we are not careful about how to generate code that is accessed by all threads. Later in this section, we discuss how we avoid data races by controlling the use of certain parts of the rules.

F. OpenMP Reductions

We support having a reduction clause in the `omp parallel` directive, to perform a reduction on one variable using a specific operator (e.g., `+`). The reduction clause is shown in the grammar (Figure 2) as

```
" reduction(" <reduction-op> ": comp)"?;
```

at the end of the `<openmp-head>` rules. This indicates that a reduction clause can be generated one or zero times (i.e., a region may or may not have a reduction), and the reduction variable is always the `comp` variable. This simplifies our approach, as it allows us to keep only one reduction variable in the region. In the future, we will explore using multiple reduction variables.

OpenMP Critical Sections. Critical sections can be generated inside `for-loop-block` regions, and can contain blocks

of different sizes. The production rule `<openmp-critical>` describes this clause.

G. Correctness Considerations

The code generator follows several considerations when generating code for OpenMP regions to avoid concurrency bugs, such as introducing data races:

- For write accesses to shared arrays, the generator may generate variable assignments using this form: `var_1[thread_id] = var_2 + ...`, where `thread_id` is obtained calling `omp_get_thread_num()` routine, which returns the thread number, within the current team, of the calling thread.
- The `comp` variable can be written inside the region, as long as it is part of a reduction, in which case a private copy of the variable is maintained in the local thread.
- Concurrent accesses are enclosed in a critical section, when those accesses are not protected with any of the above considerations. This prevents multiple threads from accessing the critical section code at the same time, thus only one active thread can update the data.

H. Time Measurements

We use the `std::chrono` C++ time library to obtain the execution time of programs, using a granularity of `chrono::microseconds`. The main computation of a test, is contained in the `compute` function. We add timers in the beginning and end of this function to compute the execution time. We measure a single execution time per experiment—the time is printed as part of the output of the test.

IV. OUTLIER DETECTION APPROACH

In this section, we present our method to detect performance or correctness issues in the OpenMP implementations via differential testing and outlier detection.

A. Assumptions and Definitions

We consider an HPC system that has available to users several OpenMP implementations, possibly developed by different vendors or organizations, all following the OpenMP Language specification. For simplicity, we assume that a system has three implementations available, which we denote

by $\{OpenMP_1, OpenMP_2, OpenMP_3\}$; however, our methodology can be applied to any number of OpenMP implementations. We could assume, for example, that the three implementations available are the Intel, GNU GCC, and Clang implementations. We also assume that an implementation $OpenMP_i$ has associated: compiler $Comp_i$ and a runtime system Run_i .

Compiled Program. Given a test program P generated by the code generator, we assume that when the compiler $Comp_i$ compiles P , it produces the binary P_i . Therefore, for the assumed system, we end up with three compiled binaries P_1, P_2 , and P_3 . These binaries are executed with an input I that is also generated.

Execution Times. When we execute a binary P_i , the execution time is denoted by r_i (the “r” indicating run time).

B. Performance Outlier Detection

We detect performance issues or bugs via outlier detection and by comparing the different execution times, r_i , for a given program and input. The intuition behind this is that, if there is no bug or performance issue with the OpenMP implementations, the run times r_i should be all the same or *comparable*. If there is one run time that is *significantly different* from the rest, this is an indication that there could be a performance bug in the OpenMP implementation that generated and ran that program. See Figure 5.

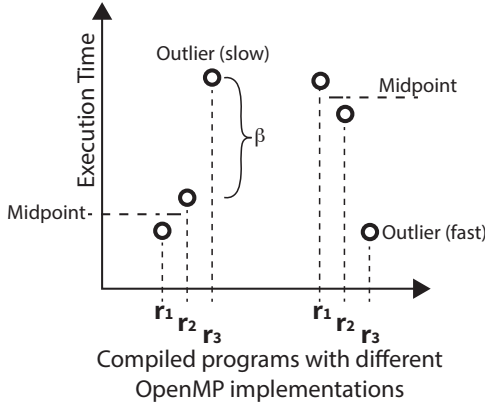


Fig. 5. Different classes of outliers (slow and fast) that aim to detect with our approach.

For this definition of outliers to be complete, we need to define two important metrics: (a) when can we say that two or more execution times are the same or *comparable*? (b) when do we say that a run time is *significantly different* from the rest? We define these terms as follows.

Comparable Times. We say that two execution times r_i and r_j are *comparable* if the following is true:

$$\frac{|r_i - r_j|}{\min(r_i, r_j)} \leq \alpha, \quad \min(r_i, r_j) \neq 0. \quad (1)$$

We denote two comparable execution times as $r_i \approx r_j$. We could set $\alpha = 0.2$, for example, which indicates that the two execution times are comparable if they differ by a maximum

of 20%. In Figure 5, for example, r_1 and r_2 are comparable because they differ by a small amount relative to run time r_3 . When two or more execution times are comparable, we say that there is a *midpoint* between them, denoted by $M_{i,j}$. The midpoint is the average of the comparable execution times.

Fast and slow outliers. We define two classes of outliers: *slow* and *fast*. We define two classes of outliers: *slow* and *fast*. Suppose we have three execution times, i , j , and k , and j , and k are comparable execution times. We say i is a slow outlier if it is much higher than the midpoint of the comparable execution times, j , and k . Thus, the execution time r_k is a slow outlier if the following are true: $r_i \approx r_j$, and,

$$\frac{r_k}{M_{i,j}} \geq \beta, \quad M_{i,j} \neq 0. \quad (2)$$

Setting $\beta = 1.5$, for example, indicates that the slow outlier is $1.5\times$ slower than the other execution times. Similarly, we define fast outliers to indicate execution times that are much faster than the rest. Figure 5 shows the two classes of outliers.

C. Correctness Outliers

Each test run is expected to produce a numerical answer, along with its execution time. However, the test may also stop before finishing or may not provide an answer in the expected time, which could indicate that the corresponding OpenMP implementation introduced a correctness bug. When that occurs for a binary P_i , we label the execution of the binary as follows:

- **CRASH:** the program stopped running before providing the final output, e.g., due to a segmentation fault, or because it was killed by the system;
- **HANG:** the program took much more time to finish (relative to the other tests), and we stopped it by sending a SIGINT signal. This could occur due to various reasons, e.g., a deadlock, poor resource management inside the OpenMP runtime system, or others.

Note that correctness outliers are not considered to be performance outliers.

Detection. If the execution for a binary P_i suffered from any of the above cases, we denote it as P_i^{CRASH} or P_i^{HANG} . If the execution terminated correctly, we denote it as P_i^{OK} . We detect correctness outliers by checking if one execution, out of a group of executions, exhibits either a CRASH or a HANG, while the others did not. This could indicate that the OpenMP implementation has a correctness bug exposed by the test.

For example, suppose that the result of three executions are P_1^{OK} , P_2^{CRASH} , and P_3^{OK} . This indicates that both P_1 and P_3 terminated correctly, but P_2 crashed, possibly indicating that we have exposed (or activated) a correctness bug in the the OpenMP implementation $OpenMP_2$, which is the one that produced P_2 .

D. Implementation

Our framework, including the extensions to support OpenMP code generations, is implemented in Python 3.12. Varsity is also originally implemented in Python. We use the

Python subprocess module to spawn new processes, connect to their input/output/error pipes and detect the test outputs, or whether the tests suffered from a crash or hang.

E. Limitations

Our work has some limitations. First, while the generator considers several scenarios and constraints to generate correct OpenMP programs, we found that in some cases it can generate data races, where the `comp` variable is written and read by multiple threads without synchronization. We mitigated this by manually filtering out data race cases in the evaluation. We have identified the cause of this in *Varity*—in future work, we will release a version that produces data-race-free programs 100% of the time. Second, while the OpenMP directives we explore are widely used, we only explore a subset of the directives from language specification—considering more directives could lead to finding more issues.

V. EVALUATION

In this section, we evaluate our approach on three OpenMP implementations and summarize the results. We designed the evaluation to answer the following research questions:

- Q1** Is our approach effective at finding slow/fast outliers, and correctness outliers in different OpenMP implementations?
- Q2** Can the program tests associated with outliers point to possible bugs in different OpenMP implementations?

A. Evaluation System and OpenMP Implementations

We perform all experiments in a cluster system with 2,988 nodes, where each node has 2 18-core Intel Xeon E5-2695 processors (2.1 GHz) and 128 GiB of memory. We used Python 3.12.4, and OS TOSS 4.

We use three OpenMP implementations: Intel oneAPI Compiler, GNU GCC, and Clang/LLVM. For a fair comparison, we used versions released on dates close to each other:

Implementation	Compiler	Version	Release
Intel oneAPI	icpx	2023.2.0	02/2023
LLVM/clang	clang++	16.0.0	03/2023
GCC	g++	13.1	04/2023

We used the following configuration for *Varity*: `MAX_EXPRESSION_SIZE = 5`, `MAX_NESTING_LEVELS = 3`, `MAX_LINES_IN_BLOCK = 10`, `ARRAY_SIZE = 1000`, `MAX_SAME_LEVEL_BLOCKS = 3`, `MATH_FUNC_ALLOWED = True`, `MATH_FUNC_PROBABILITY = 0.01`. For the outlier analysis, we use $\alpha = 0.2$ and $\beta = 1.5$.

We use `num_threads(32)` to set the number of threads to 32 (the number of cores in the system) in all parallel regions. We do not use any clause to specify the thread affinity policy to be used for parallel regions.

Number of Experiments and Execution Time. We generate 200 program tests (source code). For each program test, we generate 3 different numerical inputs. All tests are compiled with `-O3` optimization level, with different OpenMP implementations. In total, we run 3 (compilers) \times 200 (programs) \times 3 (inputs) = 1,800 execution runs. When analyzing the results,

we filter out tests that take less than 1,000 microseconds. This produces a total of 454 tests to analyze.

TABLE I
OVERVIEW OF THE RESULTS USING THREE OPENMP IMPLEMENTATIONS (CLANG, GCC, AND INTEL).

	Outliers			
	Slow	Fast	Crash	Hang
Clang	10	–	–	–
GCC	4	115	3	–
Intel	–	1	–	1

B. Results Overview

Table I presents an overview of the results, showing the number of outliers, and average execution time of the generated tests. We first explain these results at a high-level, and then provide several cases studies that give more details about these cases and their potential root cause.

Fast and Slow Outliers. The binaries coming from the Intel oneAPI OpenMP implementation exhibit the smallest amount of performance outliers—we did not observe slow outlier cases for the Intel implementation. This is expected since the testbed platform is an Intel architecture platform, and the Intel OpenMP compilers and runtime are expected to have the best performance in this platform and be the “baseline” in terms of performance. We observe a good number of slow outliers for Clang (10) and GCC (4). We consider a Clang slow outlier later in Case study 2.

We observe a significant number of fast outliers for GCC binaries. We will provide more insights into some of these in the next cases studies. A significant number of the GCC fast outliers—about half of them—can be attributed to numerical exceptions, such as not-a-number (NaN) values, that impact the control flow of the tests in the GCC binaries relative to the control-flow of the other binaries (Clang and Intel). When these exceptions affect branching, the GCC binaries end up performing fewer computations and producing a different numerical result than the others. For the case studies that we present later, we only consider cases where all the binaries produce the same numerical result.

Correctness Outliers. We observe only four correctness outliers—three crash outliers P_2^{CRASH} from GCC binaries, and one P_3^{HANG} case from the Intel implementation. Thus, only 0.22% out of the 1,800 runs produce correctness outliers. This shows that current OpenMP implementations are very reliable when we consider such correctness anomalies. We observe no correctness outliers from the Clang binaries. In the next sections, we present more details of a crash and hang outlier.

Answer to Q1: Our approach is effective in generating fast and slow outliers, as well as correctness outliers (crash and hang cases). Out of the 1,800 test runs, 7.4% were considered outliers for our configuration of α , β , and the *Varity* parameters. Changes to these parameters may produce more or less outliers.

TABLE II
PERFORMANCE COUNTER STATISTICS FOR CASE STUDY 1.

Counters	Intel	GCC
context-switches	232	10
cpu-migrations	96	0
page-faults	627	226
cycles	110,520,780	154,797,061
instructions	85,366,729	60,084,059
branches	20,832,349	20,582,275
branch-misses	182,300	67,406

C. Case Study 1: GCC Binary is Fast

We give more details about a GCC fast outlier.² We observe that the execution time for the GCC binary is 80% faster relative to the execution time of the other binaries. This is a clear case of a fast outlier for a GCC binary.

To understand the differences in performance, we use the Linux perf tool (also called perf_events) and gather call stack traces and performance counters statistics. We compare the GCC binary with the Intel binary because Intel represents the baseline implementation for this platform. Figure 6 shows the call stack run time overhead for both binaries. Both binaries spend a considerable amount of time in wait function calls—the Intel binary in `__kmp_wait` operations and the GCC binary in `do_wait` operations. Since these are very different implementations of OpenMP, and wait operations may mean different things in the implementations, it is tricky to find anomalies by simply comparing stack traces.

We gather performance counter statistics, which are shown in Table II. We observe that the Intel binary shows many more CPU migrations, context switches, page faults and instructions compared to the GCC binary. Looking into the code reveals that the generated test case contains an OpenMP critical section, inside a parallel for loop; the critical section updates the `comp` variable. We speculate that the OpenMP Intel implementation suffers from poor performance, perhaps associated with thread contention on the critical regions, for this case. While understanding the root cause requires more analysis—and perhaps more sophisticated tools—this shows that our framework can identify such outlier cases and provide interesting performance tests that uncover corner cases.

D. Case Study 2: Clang Binary is Slow

Here we analyze a slow outlier produced by the Clang implementation.³ In this case, the execution time of the Clang binary is 946% slower than the rest of the binaries. Again, we compare the Clang binary with the Intel binary, since Intel represents the baseline OpenMP implementation. We first compare stack traces overheads, which are shown in Figure 7. We use the `--children` option in perf that accumulates the call chain of children to parent entries. The children’s overhead is calculated by adding all period values of the child functions so that it can show the total overhead of the higher level

TABLE III
PERFORMANCE COUNTER STATISTICS FOR CASE STUDY 2.

Counters	Intel	Clang
context-switches	300	40,483
cpu-migrations	93	126
page-faults	684	70,990
cycles	1,195,535,760	10,168,915,718
instructions	887,175,940	8,212,422,901
branches	250,167,701	2,163,265,059
branch-misses	458,225	3,827,212

functions. Note that in this mode, the sum of all the children’s overhead values exceeds 100%.

At the top of the stack, both binaries spend similar amounts of time in `start_thread` from `libpthread-2.28.so`. The Clang binary spends 93% of the time in `__kmp_invoke_microtask` from `libomp.so`, and the Intel spends similar amounts of time, 89%, in `__kmp_launch_worker` from `libomp5.so`. From this, we infer that in both cases, the test program makes the respective OpenMP runtime systems consume overhead time launching and invoking tasks.

We now look at the performance counters, shown in Table III. The clang binary incurs much higher counters in many categories, including much higher number of context switches, page faults, branches and instructions. These findings correlate with the source code of the test. The generated code includes an OpenMP parallel region inside a for loop (a serial loop). Since the OpenMP implementation spends a lot of time creating tasks, this may explain the high overheads in task launching in Clang. More analysis, however, is needed to understand why the binaries coming from the Intel and GCC implementations are much better at managing OpenMP resources for this test than for the Clang implementation.

E. Case Study 3: Intel Binary Hangs

In this case, we analyze an Intel binary that hangs.⁴ The binaries from Clang and GCC, however, terminate quickly in a few milliseconds. We let the Intel binary run for at least 3 minutes, after which we stop it by sending a SIGINT (CTRL-C) signal to the program. We run the Intel binary in the gdb debugger, let it run for 3 minutes, and stop it again.

We gather the location of each thread using gdb; there are 32 threads running in total (the number of cores in the system). The state of the threads can be grouped into three, as shown in Figure 9. All threads are stuck in the function `__kmpc_critical_with_hint`, which then calls `__kmp_acquire_queuing_lock...`—one group of threads is in `__kmp_wait_4` (group 1). Another group is in `__kmp_eq_4` (group 2). A third group is in `sched_yield`, which is called by `__kmp_wait_4`.

Looking at the source code of the test reveals that there is a critical section in an OpenMP parallel regions, which correlates with the fact that all threads are stuck in the

²In the dataset released with this paper, this case is in the file `quartz1247_532344/_tests/_group_7/_test_2.cpp`

³Refer to file `quartz228_342786/_tests/_group_5/_test_10.cpp`

⁴Refer to file `quartz1247_532344/_tests/_group_3/_test_3.cpp`

Overhead	Command	Shared Object	Symbol
30.85%	_test_2	libiomp5.so	[.] _INTERNALf63d6d5f::__kmp_wait_template<...
12.13%	_test_2	libiomp5.so	[.] __kmp_wait_4
2.84%	_test_2	[unknown]	[k] 0xfffffffffae760284
2.76%	_test_2	libiomp5.so	[.] kmp_flag_native<unsigned long long, ...
2.00%	_test_2	[unknown]	[k] 0xfffffffffae760282
1.76%	_test_2	libiomp5.so	[.] _INTERNALf63d6d5f::__kmp_hyper_barrier_gather
1.59%	_test_2	libiomp5.so	[.] __kmp_eq_4
1.26%	_test_2	[unknown]	[k] 0xfffffffffaf20006d
1.10%	_test_2	libiomp5.so	[.] __kmp_hardware_timestamp

Listing 1. Intel stack traces

Overhead	Command	Shared Object	Symbol
72.53%	_test_2	libgomp.so.1.0.0	[.] do_wait
6.55%	_test_2	libgomp.so.1.0.0	[.] do_spin
2.06%	_test_2	libgomp.so.1.0.0	[.] gomp_mutex_lock_slow
1.59%	_test_2	[unknown]	[k] 0xfffffffffae760282
1.29%	_test_2	[unknown]	[k] 0xfffffffffae934730
1.23%	_test_2	[unknown]	[k] 0xfffffffffae760284
0.69%	_test_2	ld-2.28.so	[.] _dl_lookup_symbol_x

Listing 2. GCC stack traces

Fig. 6. Call stack overhead stats for the GCC and Intel case study 1.

Children	Self	Command	Shared Object	Symbol
90.28%	0.00%	_test_10	libc-2.28.so	[.] __GI___clone (inlined)
89.31%	0.00%	_test_10	libpthread-2.28.so	[.] start_thread
89.00%	0.00%	_test_10	libiomp5.so	[.] _INTERNAL1ebb3278::__kmp_launch_worker
88.95%	0.21%	_test_10	libiomp5.so	[.] __kmp_launch_thread
71.20%	62.99%	_test_10	libiomp5.so	[.] _INTERNALf63d6d5f::__kmp_wait_template<...
70.72%	1.32%	_test_10	libiomp5.so	[.] _INTERNALf63d6d5f::__kmp_hyper_barrier_release
69.32%	0.00%	_test_10	libiomp5.so	[.] kmp_flag_64<false, true>::wait (inlined)
56.49%	0.12%	_test_10	libiomp5.so	[.] __kmp_invoke_task_func
56.34%	0.05%	_test_10	libiomp5.so	[.] __kmp_invoke_microtask
42.75%	0.58%	_test_10	libiomp5.so	[.] __kmpc_barrier

Listing 3. Intel stack traces

Children	Self	Command	Shared Object	Symbol
93.52%	0.00%	_test_10	libc-2.28.so	[.] __GI___clone (inlined)
93.45%	0.00%	_test_10	libpthread-2.28.so	[.] start_thread
93.40%	0.00%	_test_10	libomp.so	[.] 0x00001555547a46c3
92.59%	0.00%	_test_10	libomp.so	[.] 0x00001555547488bf
92.59%	0.02%	_test_10	libomp.so	[.] __kmp_invoke_microtask
92.57%	0.17%	_test_10	test_10	[.] .omp_outlined.
89.29%	0.00%	_test_10	libomp.so	[.] 0x0000155554747f51
48.78%	0.00%	_test_10	libc-2.28.so	[.] __calloc (inlined)
46.83%	0.01%	_test_10	[unknown]	[k] 0xfffffffffafc000e9
46.74%	0.06%	_test_10	libc-2.28.so	[.] _int_malloc
46.68%	0.22%	_test_10	libc-2.28.so	[.] sysmalloc
46.10%	0.00%	_test_10	[unknown]	[k] 0xfffffffffaf0053eb
44.11%	0.00%	_test_10	libc-2.28.so	[.] __GI___mprotect (inlined)
43.83%	0.00%	_test_10	[unknown]	[.] 0xfffffffffaf2f890b
43.19%	0.02%	_test_10	libomp.so	[.] __kmpc_barrier

Listing 4. Clang stack traces

Fig. 7. Call stack overhead stats for the Clang and Intel case study 2.

^C				
Thread 1 "quartz1247_5323" received signal SIGINT, Interrupt.				
...				
(gdb) bt				
#0	0x000015555443a9a8	in	__kmp_wait_4 (...)	at ../../src/kmp_dispatch.cpp:3118
#1	0x000015555446b49f	in	_INTERNAL77814fad::__kmp_acquire_queueing_lock_timed_template<false> (...)	at ../../src/kmp_lock.cpp:1208
#2			__kmp_acquire_queueing_lock (lck=0x1, gtid=0)	at ../../src/kmp_lock.cpp:1254
#3	0x000015555443085d	in	__kmpc_critical_with_hint (...)	at ../../src/kmp_csupport.cpp:1610
#4	0x0000000000402c04	in	.omp_outlined._debug_ (...)	at quartz1247_532344-_tests-_group_3-_test_3.cpp:103
#5			.omp_outlined.(void) const (...)	at quartz1247_532344-_tests-_group_3-_test_3.cpp:36
...				

Fig. 8. GDB backtrace for Thread 1 for Case study 3.

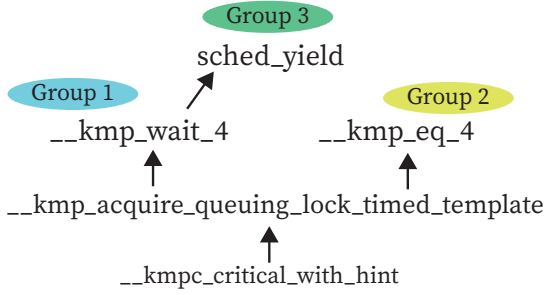


Fig. 9. State of each thread in Case study 3; the 32 threads are grouped in three states.

`__kmpc_critical_with_hint` call. Based on this, we hypothesize that the correctness issue can be caused by either (a) deadlock situation in the critical region, or (b) some performance inefficiency in the critical region in terms of waiting, spinning, and acquiring locks for the critical region, which causes the parallel region to not make progress. Here also more debugging is needed to determine the root cause.

Answer to Q2: Based on the presented case studies, some of the test programs can expose possible correctness bugs or performance issues in the tested OpenMP implementations. Some of the issues involve resource contention, different overheads for task launching, and possible deadlocks.

VI. RELATED WORK

Random testing [8], [9] has been used as a black-box testing method to perform tests under randomly-generated inputs. Randomized differential testing [10], [11] has been used in previous work to detect bugs in compilers. A notable instance is Csmith [7], which detects compiler bugs in C compilers. Csmith has found hundreds of bugs in C compilers when compiling the programs it generates. It has also been used as the basis of mutation-based systems, where Csmith’s output was modified using other tools to provoke compiler bugs [12]. The CLsmith tool derived from Csmith has been used to find many bugs in OpenCL compilers [13]. The JTT [14] program generator is designed to directly test the efficiency and the logic of compiler optimizations. Laguna presented the Varsity framework [6], which generates random floating-point programs and checks for numerical inconsistencies between CPUs and GPUs. The original framework, however, did not support generating OpenMP programs; we have extended Varsity to support OpenMP program generation and catching performance and correctness outliers in this paper.

Several efforts develop custom curated parallel benchmarks to study the performance and the scaling of parallel algorithm implementation. Some of them include the NAS benchmarks [15], the PARSEC benchmark suite [16], [17], SPEC [18], [19] and the Barcelona OpenMP Task Suite (BOTS) [20] that implements tasking benchmarks. Task overheads [21]. These works provide well tested implementations of common parallel algorithms and can be used as examples

for developers. Further, the same benchmarks can be used by various parallel runtimes and compilers to test the efficiency of the respective implementations. In contrast to our work, these benchmarks require manual and tedious effort to be implemented and maintained. Further, these works use the most common constructs provided by the parallel programming model. Our work, since it uses random program generation does not require manual effort and can create thousands of tests automatically by traversing the semantically correct grammar and can be used to test performance and correctness of parallel OpenMP programs.

There are several works comparing the behavior of different compilers. The authors in [22], [23] compare the efficiency of different compilers—in terms of execution time of the generated executable and the size of binaries—using carefully curated benchmarks or by comparing specific optimizations between compilers, such as loop vectorization [24]. While in [25] the authors compare the rate of fixing bug-fixes between GCC and LLVM concluding that random program generation can be an efficient approach for both correctness test coverage and performance. The foundation of these works lies on comparing quantities of interest across different tools, our work relies on the same foundation. However, in contrast to these works our work generates the tests automatically without requiring manual effort.

Besides the implementation of the respective compiler and parallel runtime library there are several works studying the performance variability induced by the system software (Operating System Jitter) when executing OpenMP parallel programs [26]–[28]. These works use manually curated parallel OpenMP programs to test the efficiency of the system providing insights to procuring hardware and developing system software techniques. Recent work finds performance optimization opportunities in OpenMP programs via mutation testing [29], [30]. By contrast, our work generates random programs and can be informative to OpenMP runtime developers.

VII. CONCLUSION

Testing implementations of OpenMP is crucial to ensure they meet required specifications, are defect-free, and are ready for production use. We present an approach to test OpenMP implementations via random program generation and differential testing. Our approach generates thousands of program tests for different OpenMP implementations in a given system, and identifies outliers that could indicate performance or correctness bugs in OpenMP implementations. When we evaluate our method with three OpenMP implementations (Intel, Clang, and GCC), we identified more than a hundred performance outlier test cases, and about four correctness outlier cases. The paper presents several case studies that give more details about the possible root cause of these cases. Future work could involve extending the approach to support accelerators. This extension would involve identifying interesting OpenMP accelerator directives, encoding them in Varsity, and extending the grammar to reflect the allowed programs.

REFERENCES

- [1] J. M. Diaz, S. Pophale, O. Hernandez, D. E. Bernholdt, and S. Chandrasekaran, "Openmp 4.5 validation and verification suite for device offload," in *Evolving OpenMP for Evolving Architectures: 14th International Workshop on OpenMP, IWOMP 2018, Barcelona, Spain, September 26–28, 2018, Proceedings 14*, pp. 82–95, Springer, 2018.
- [2] M. Müller and P. Neytchev, "An openmp validation suite," in *Fifth European Workshop on OpenMP, Aachen University, Germany, Citeseer*, 2003.
- [3] C. Wang, S. Chandrasekaran, and B. Chapman, "An openmp 3.1 validation testsuite," in *OpenMP in a Heterogeneous World: 8th International Workshop on OpenMP, IWOMP 2012, Rome, Italy, June 11–13, 2012. Proceedings 8*, pp. 237–249, Springer, 2012.
- [4] R. Hamlet, "Random testing," *Encyclopedia of software Engineering*, vol. 2, pp. 971–978, 1994.
- [5] A. Arcuri, M. Z. Iqbal, and L. Briand, "Random testing: Theoretical results and practical implications," *IEEE transactions on Software Engineering*, vol. 38, no. 2, pp. 258–277, 2011.
- [6] I. Laguna, "Varity: Quantifying floating-point variations in hpc systems through randomized testing," in *2020 IEEE International Parallel and Distributed Processing Symposium (IPDPS)*, pp. 622–633, IEEE, 2020.
- [7] X. Yang, Y. Chen, E. Eide, and J. Regehr, "Finding and Understanding Bugs in C Compilers," in *Programming Language Design and Implementation, PLDI '11*, (New York, NY, USA), 2011.
- [8] J. W. Duran and S. C. Ntafos, "An evaluation of random testing," *IEEE transactions on Software Engineering*, no. 4, pp. 438–444, 1984.
- [9] R. Hamlet, "Random testing," *Encyclopedia of software Engineering*, 2002.
- [10] W. M. McKeeman, "Differential testing for software," *Digital Technical Journal*, vol. 10, no. 1, pp. 100–107, 1998.
- [11] A. Groce, G. Holzmann, and R. Joshi, "Randomized differential testing as a prelude to formal verification," in *29th International Conference on Software Engineering (ICSE'07)*, pp. 621–631, IEEE, 2007.
- [12] V. Le, M. Afshari, and Z. Su, "Compiler validation via equivalence modulo inputs," *ACM Sigplan Notices*, vol. 49, no. 6, pp. 216–226, 2014.
- [13] C. Lidbury, A. Lascu, N. Chong, and A. F. Donaldson, "Many-core compiler fuzzing," *ACM SIGPLAN Notices*, vol. 50, no. 6, pp. 65–76, 2015.
- [14] C. Zhao, Y. Xue, Q. Tao, L. Guo, and Z. Wang, "Automated test program generation for an industrial optimizing compiler," in *2009 ICSE Workshop on Automation of Software Test*, pp. 36–43, IEEE, 2009.
- [15] H.-Q. Jin, M. Frumkin, and J. Yan, "The openmp implementation of nas parallel benchmarks and its performance," 1999.
- [16] C. Bienia and K. Li, "Parsec 2.0: A new benchmark suite for chip-multiprocessors," in *Proceedings of the 5th Annual Workshop on Modeling, Benchmarking and Simulation*, vol. 2011, p. 37, 2009.
- [17] D. De Sensi, T. De Matteis, M. Torquati, G. Mencagli, and M. Danelutto, "Bringing parallel patterns out of the corner: The p3 arsec benchmark suite," *ACM Transactions on Architecture and Code Optimization (TACO)*, vol. 14, no. 4, pp. 1–26, 2017.
- [18] A. Limaye and T. Adegbiya, "A workload characterization of the spec cpu2017 benchmark suite," in *2018 IEEE International Symposium on Performance Analysis of Systems and Software (ISPASS)*, pp. 149–158, IEEE, 2018.
- [19] H. Brunst, S. Chandrasekaran, F. M. Ciorba, N. Hagerty, R. Henschel, G. Juckeland, J. Li, V. G. M. Vergara, S. Wienke, and M. Zavala, "First experiences in performance benchmarking with the new spechpc 2021 suites," in *2022 22nd IEEE International Symposium on Cluster, Cloud and Internet Computing (CCGrid)*, pp. 675–684, IEEE, 2022.
- [20] A. Duran, X. Teruel, R. Ferrer, X. Martorell, and E. Ayguade, "Barcelona openmp tasks suite: A set of benchmarks targeting the exploitation of task parallelism in openmp," in *2009 International Conference on Parallel Processing*, pp. 124–131, 2009.
- [21] J. LaGrone, A. Aribuki, and B. Chapman, "A set of microbenchmarks for measuring openmp task overheads," in *Proceedings of the International Conference on Parallel and Distributed Processing Techniques and Applications (PDPTA)*, p. 1, Citeseer, 2011.
- [22] R. S. Machado, R. B. Almeida, A. D. Jardim, A. M. Pernas, A. C. Yamin, and G. G. H. Cavalheiro, "Comparing performance of c compilers optimizations on different multicore architectures," in *2017 international symposium on computer architecture and high performance computing workshops (SBAC-PADW)*, pp. 25–30, IEEE, 2017.
- [23] R. H. SR, M. Ponugoti, and A. Milenković, "Battle of compilers: An experimental evaluation using spec cpu2017," in *2019 SoutheastCon*, pp. 1–8, IEEE, 2019.
- [24] C. Jubb, "Loop optimizations in modern c compilers," *Columbia University, New York, str*, vol. 15, 2014.
- [25] C. Sun, V. Le, Q. Zhang, and Z. Su, "Toward understanding compiler bugs in gcc and llvm," in *Proceedings of the 25th international symposium on software testing and analysis*, pp. 294–305, 2016.
- [26] R. C. Barranco and P. J. Teller, "Analysis of the execution time variation of openmp-based applications on the intel xeon phi," 2016.
- [27] M. Cui, N. Papadopoulou, and M. Pericàs, "Analysis and characterization of performance variability for openmp runtime," in *Proceedings of the SC'23 Workshops of The International Conference on High Performance Computing, Network, Storage, and Analysis*, pp. 1614–1622, 2023.
- [28] A. Mazouz, S. Touati, and D. Barthou, "Analysing the variability of openmp programs performances on multicore architectures," in *Fourth workshop on programmability issues for heterogeneous multicores (MULTIPROG-2011)*, p. 14, 2011.
- [29] D. Miao, I. Laguna, G. Georgakoudis, K. Parasyris, and C. Rubio-González, "MUPPET: optimizing performance in openmp via mutation testing," in *PMAM@PPoPP*, pp. 22–31, ACM, 2024.
- [30] D. Miao, I. Laguna, G. Georgakoudis, K. Parasyris, and C. Rubio-González, "An automated openmp mutation testing framework for performance optimization," *Parallel Comput.*, vol. 121, p. 103097, 2024.