

Holography and the internal structure of charmonium

Nelson R. F. Braga,^{1,*} William S. Cunha,^{1,†} and Yan F. Ferreira^{1,‡}

¹*Instituto de Física, Universidade Federal do Rio de Janeiro,
Caixa Postal 68528, RJ 21941-972, Brazil.*

Abstract

Holographic models that consider classical vector fields in a 5-d background provide successful effective descriptions for heavy vector meson spectra. This holds both in the vacuum and in a thermal medium, like the quark gluon plasma. However, it is somehow mysterious the way that these phenomenological models work. In particular, what is the role of the fifth dimension and what is the relation between the holographic 5-d background and the physical (4-d) heavy mesons. Hadrons, in contrast to leptons, are composite particles with some internal structure, that depends on the energy at which they are observed. In this work, a static meson is represented by a heavy quark-antiquark pair with an interaction described by a Nambu Goto string living in the same 5-d background that provides field solutions leading to masses and decay constants of charmonium states. The interaction potential that shows up is linear for large distances with a string tension consistent with the effective Cornell potential. Introducing temperature T in the background it is found, for the J/ψ case, that there is a deconfining transition at some critical value of T . The results obtained indicate that the 5-d background is effectively representing the internal structure of the (static) charmonium (quasi) states.

Keywords: Quarkonium, AdS/QCD models, Heavy vector mesons, Quark-antiquark interaction

* braga@if.ufrj.br

† wscunha@pos.if.ufrj.br

‡ yancarloff@pos.if.ufrj.br

I. INTRODUCTION

Quarkonium states produced in heavy ion collisions are important sources of information about the quark gluon plasma (QGP). This state of strongly interacting matter, that behaves like a perfect fluid [1–4], is not observed directly. The reconstruction of the QGP is based on the analysis of the final particles that reach the detectors in a heavy ion collision. One important tool is the analysis of suppression of charmonium states, relative to proton-proton collisions, that is interpreted as a consequence of dissociation in the medium [5, 6]. This is the reason for the wide interest in understanding the behavior of quarkonium quasi-states in a thermal medium.

The dissociation of quarkonium states in a plasma has been described in the recent literature by means of holographic models for heavy vector mesons inspired by gauge-string duality, like in Refs. [7–16]. In particular, the holographic model of Ref. [10] involves three energy parameters, associated with the heavy quark mass, the intensity of the strong interaction (string tension) and the scale of energy change in the non-hadronic decay of quarkonium. This model provides good estimates for the spectra of masses and decay constants and also for the dependence of the dissociation effect on temperature, magnetic field, density and angular momentum [10–13, 17–19].

This phenomenological holographic model consists basically of a vector field living in a five-dimensional space with some background. Requiring the field to be normalizable, one finds a discrete set of solutions, corresponding to the meson states. It is important to remark that mesons are bound states of a quark-antiquark pair. The normalizable field solutions represent the different states. For charmonium, the solution with the smallest mass corresponds to J/ψ . The background of the model is engineered in such a way to provide the spectra of masses and decay constants. However, it lacks an interpretation for what is the relation between the five-dimensional phenomenological background and the interaction between the quark and the antiquark. The masses of the heavy meson states are a result of both the heavy quark masses and the quark-antiquark interaction.

The question we will address in this work is: what is the relation between the 5-d background and the quark-antiquark interaction? Or, in other words, what is the relation between the background geometry and the internal structure of charmonium states? With this purpose, we study the holographic representation of the interaction between heavy

quarks, consisting of a Nambu Goto string, in the model background. We start with the vacuum case and then analyze the finite temperature situation, when the metric develops a black hole (BH) geometry. The dissociation process of charmonium is then investigated from the point of view of the quark-antiquark interaction.

This work is organized in the following way. In section II, we review the holographic model for heavy vector mesons and present a different version, with a change in the sign of a quadratic term, that is necessary in order to have a confining background. In section III, we study the quark-antiquark interaction by considering a string, with fixed endpoints, in the background of the model. Then, in section IV, the finite temperature case is considered and the dissociation processes is investigated. Some final remarks and conclusions are left for section V.

II. HOLOGRAPHIC MODEL FOR CHARMONIUM

In the holographic phenomenological model proposed in Ref. [10], vector meson states are represented by normalizable solutions of a vector field V_m with five components, $(V_m) = (V_t, V_1, V_2, V_3, V_z)$, where x^1, x^2 and x^3 are the spatial coordinates of the 4-d space where the meson lives and z is the holographic coordinate. The action integral has the form

$$I = -\frac{1}{4g_5^2} \int d^4x \int_0^{z_h} dz \sqrt{-\bar{g}} e^{-\phi(z)} \bar{g}^{mp} \bar{g}^{nq} F_{mn} F_{pq}, \quad (1)$$

where $F_{mn} = \partial_m V_n - \partial_n V_m$, the metric \bar{g} is given by

$$ds^2 = \bar{g}_{mn} dx^m dx^n = \frac{R^2}{z^2} \left(-dt^2 + (dx^1)^2 + (dx^2)^2 + (dx^3)^2 + dz^2 \right), \quad (2)$$

and in the dilaton field is:

$$\phi(z) = \kappa^2 z^2 + Mz + \tanh\left(\frac{1}{Mz} - \frac{\kappa}{\sqrt{\Gamma}}\right). \quad (3)$$

The three parameters κ, M and Γ are fixed in such a way to provide the best fit for the masses and decay constants of quarkonia states.

One can incorporate the dilaton ϕ in the metric through the transformation

$$\bar{g} = g e^{2\phi(z)}. \quad (4)$$

The new metric g is

$$ds^2 = g_{mn} dx^m dx^n = \frac{R^2}{z^2} e^{-2\phi(z)} \left(-dt^2 + (dx^1)^2 + (dx^2)^2 + (dx^3)^2 + dz^2 \right), \quad (5)$$

and the action (1) takes the form

$$I = -\frac{1}{4g_5^2} \int d^4x \int_0^{z_h} dz \sqrt{-g} g^{mp} g^{nq} F_{mn} F_{pq}. \quad (6)$$

With the metric and the action written as in Eqs. (5) and (6), one can interpret the dilaton as being part of the geometry of the space. This interpretation does not affect the solutions for the vector fields, since actions (1) and (6) lead to the same equations of motion for the fields. However, in gauge-string duality, it is possible to represent the potential energy associated with the interaction between heavy quarks by a string connecting two fixed points on the boundary of the five-dimensional space and stretching into the bulk [20, 21]. The result depends on the metric of the space, so that metrics g and \bar{g} lead to different potential energies. We will revise this point in section III. If the potential energy increases linearly with the quark-antiquark distance, one has confinement. In order for this to happen, the product of the metric components g_{tt} and g_{xx} must have a non-vanishing minimum, as we comment in section III and is shown in detail in [21]. This criteria is not satisfied by metrics (2) and (5). However, if one changes the sign of the quadratic term in z in metric (5) one finds confinement. For a similar discussion, in the context of the soft wall model, see [22, 23].

If one uses the new dilaton

$$\phi(z) = -\kappa^2 z^2 - Mz + \tanh \left(\frac{1}{Mz} - \frac{\kappa}{\sqrt{\Gamma}} \right), \quad (7)$$

instead of (3) in the metric (5) when defining the metric g , it is still possible to fit the masses and decay constants of charmonium states and the corresponding quark-antiquark potential energy will increase linearly with the quark distance, showing confinement. From now on we consider the dilaton (7).

The action (6) lead to the equations of motion

$$\partial_n(\sqrt{-g} e^{-\phi} F^{mn}) = 0. \quad (8)$$

In order to describe a meson at rest, we choose a solution corresponding to zero spatial momentum $V_m(t, \mathbf{x}, z) = v_m(\omega, z)e^{-i\omega t}$ and use the condition $V_z = 0$. Now, the equations of motion (8) become

$$\omega^2 v_j(\omega, z) - \left(\frac{1}{z} + \phi'(z)\right) v_j'(\omega, z) + v_j''(\omega, z) = 0 \quad (j = 1, 2, 3), \quad (9)$$

$$-\left(\frac{1}{z} + \phi'(z)\right) v_t'(\omega, z) + v_t''(\omega, z) = 0, \quad (10)$$

$$v_t'(\omega, z) = 0. \quad (11)$$

where the prime stands for the derivative with respect to z .

The equations (10) and (11) have the trivial solution $v_t = \text{constant}$, and this constant must be zero in order to ensure normalization. The relevant equation is (9). Choosing a fixed polarization ε , one can write $v_i = \varepsilon_i v$, with ε an unitary vector of the form $(0, \varepsilon_1, \varepsilon_2, \varepsilon_3, 0)$. Then, Eqs. (9) reduce to

$$\omega^2 v(\omega, z) - \left(\frac{1}{z} + \phi'(z)\right) v'(\omega, z) + v''(\omega, z) = 0. \quad (12)$$

Meson states are represented by normalizable solutions of the field. The normalization condition reads

$$\int_0^\infty \frac{R}{z} e^{-\phi(z)} |v(\omega, z)|^2 dz = 1, \quad (13)$$

that implies a boundary condition for the field:

$$v(\omega, 0) = 0. \quad (14)$$

The masses m_n of the charmonium states are identified with the possible energy eigenvalues ω_n of the meson at rest, obtained by solving the equation of motion (12) with the boundary condition (14).

The decay constants are obtained from the equation [10]

$$f_n = \frac{1}{g_5^2 m_n} e^{-\phi(0)} \lim_{z \rightarrow 0} \frac{R}{z} v'(\omega, z), \quad (15)$$

where the constant g_5 is determined in the appendix A.

The best fit for the masses and decay constants is found using the following values for the model parameters

$$\kappa = 1.2 \text{ GeV}, \quad M = 0.91 \text{ GeV} \quad \text{and} \quad \sqrt{\Gamma} = 0.32 \text{ GeV}, \quad (16)$$

and the results obtained are shown on table I. More details on this procedure of finding masses and decay constants can be found in Ref. [10].

Charmonium Masses and Decay Constants				
State	Experimental Masses (MeV)	Masses on the tangent model (MeV)	Experimental Decay Constants (MeV)	Decay Constants on the tangent model (MeV)
1S	3096.900 ± 0.006	2300	416 ± 4	411
2S	3686.097 ± 0.011	3445	294.3 ± 2.5	259
3S	4040 ± 4	4289	187 ± 8	206
4S	4415 ± 5	4982	161 ± 10	180

Table I: Comparison of charmonium masses and decay constants obtained experimentally and from the tangent model.

The experimental values for the masses in Table I are taken from the Particle Data Group (PDG) [24]. While the PDG does not directly provide the decay constants f_n , it does provide the decay width $\Gamma_{n \rightarrow e^+ e^-}$. The relationship between these quantities is given by the formula

$$f_n = \frac{3m_n}{4\pi\alpha^2 c_V} \Gamma_{n \rightarrow e^+ e^-}, \quad (17)$$

where $\alpha = 1/137$ is the fine structure constant; c_V is the square of the charge of the quark, which, for charmonium, is $c_V = c_{J/\psi} = 4/9$; m_n is the mass of the state whose radial excitation number is n ; and $\Gamma_{n \rightarrow e^+ e^-}$ is the decay width found on the PDG.

Let us define the root mean square percentage error (RMSPE) as

$$\text{RMSPE} = 100\% \times \sqrt{\frac{1}{N} \sum_{i=1}^N \left(\frac{y_i - \hat{y}_i}{\hat{y}_i} \right)^2}, \quad (18)$$

where $N = 8$ is the number of experimental points (4 masses and 4 decay constants), the y_i 's are the values of masses and decay constants predicted by the model and the \hat{y}_i 's are the experimental values of masses and decay constants. With this definition, we have $\text{RMSPE} = 12.7\%$.

III. THE STRING AND THE QUARK-ANTIQUARK POTENTIAL

In the context of the gauge-gravity duality, the interaction between two static color charges, or infinite mass quarks, is represented by a string connecting the quarks. The string stretches to the fifth dimension of the AdS_5 space with a shape that minimizes its world sheet area or, equivalently, the corresponding Nambu-Goto action [20, 21].

$$\begin{aligned} S_{\text{N.G.}} &= \frac{1}{2\pi\alpha'} \int \sqrt{-g_{tt}g_{xx}dx^2dt^2 - g_{tt}g_{zz}dz^2dt^2} \\ &= \frac{t}{2\pi\alpha'} \int dx \sqrt{-g_{tt}g_{xx} - g_{tt}g_{zz}(z')^2}, \end{aligned} \quad (19)$$

where α' is a constant with mass dimension -2 . The string endpoints are located on the axis $x^1 \equiv x$ at the positions $x = \pm r/2$ and r is the quark-antiquark distance, from the gauge theory point of view. Following Ref. [21] one can define

$$V(z) = \frac{1}{2\pi\alpha'} \sqrt{-g_{tt}g_{xx}} = \frac{1}{2\pi\alpha'} \frac{R^2}{z^2} e^{-2\phi(z)} \quad (20)$$

and

$$W(z) = \frac{1}{2\pi\alpha'} \sqrt{-g_{tt}g_{zz}} = \frac{1}{2\pi\alpha'} \frac{R^2}{z^2} e^{-2\phi(z)} = V(z). \quad (21)$$

The function $V(z)$ is plotted in Fig. 1. We will call z_{\min} the point where the minimum of this function occurs.

There is no time dependence on this problem. However, one can use a Hamiltonian type of formulation, but with the coordinate x playing the role of the time, in order to minimize

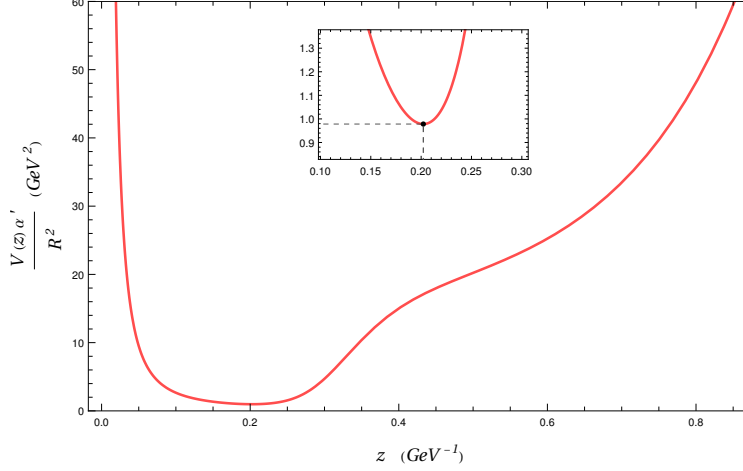


Figure 1: $V(z)\alpha'/R^2$ as a function of the coordinate z

the functional $S_{\text{N.G.}}$. We define the Lagrangian

$$\mathcal{L}(z, z', x) = \sqrt{V(z)^2 + W(z)^2(z')^2}, \quad (22)$$

which leads to the Hamiltonian¹

$$\mathcal{H}(z, p, x) = -\frac{V(z)^2}{\mathcal{L}(z, z'(z, p), x)}, \quad (23)$$

where

$$p = \frac{\delta \mathcal{L}}{\delta z'} = \frac{W(z)^2 z'}{\mathcal{L}(z, z', x)} \quad (24)$$

is the conjugate momentum. Note that now we are using the prime to represent derivatives with respect to coordinate x .

As the Hamiltonian does not depend explicitly on x , its value is a constant of motion. Calling z_0 the point where the string crosses the z axes, meaning that $z_0 = z(x = 0)$, we write

$$\begin{aligned} \mathcal{H}(z, p, x) &= \mathcal{H}(z, p) = \mathcal{H}(z, p(z, z')) \Big|_{z=z_0, z'=0} \\ &= -\frac{V(z_0)^2}{\sqrt{V(z_0)^2}} = -V(z_0) \equiv -V_0, \end{aligned} \quad (25)$$

since, for a symmetric (even) and smooth string we must have $z'(x = 0) = 0$.

¹ Observe that the Lagrangian and the Hamiltonian defined here have dimensions of M^2 . They are not a Lagrangian or a Hamiltonian in standard definition used in classical mechanics.

After some algebra, Eq. (25) leads to the equation of the geodesic

$$z' = \pm \frac{V}{W} \sqrt{V^2/V_0^2 - 1}, \quad (26)$$

for the $x < 0$ (+) and for the $x > 0$ (−) sides of the string. This defines the shape of the string. Some examples of this type of string, for different values of z_0 , are shown in Fig. 2.

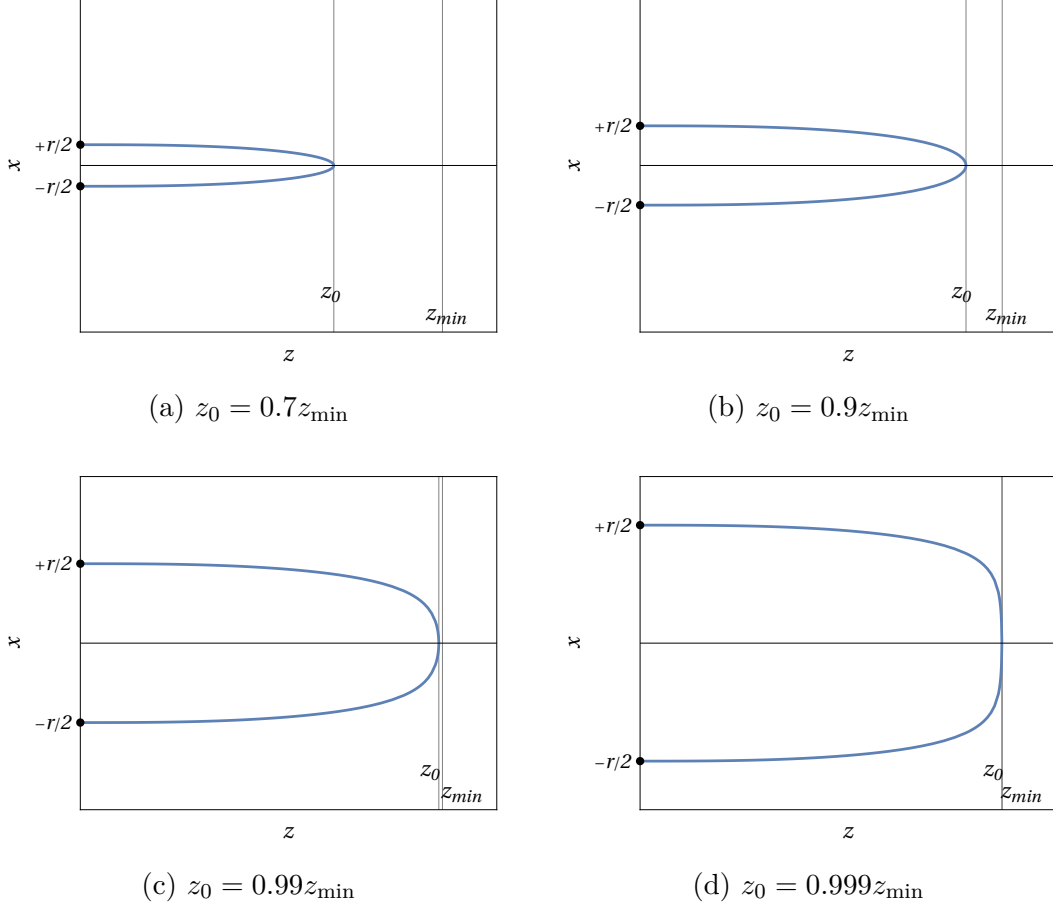


Figure 2: Representation of four strings that are solutions of (26) with different values of z_0 , corresponding to different distances r between quarks.

The string configuration is completely determined by the value of z_0 and the geodesic equation (26). In particular, the distance r between the quarks and the energy E of the string can be written in terms of z_0 .

At this point one notes that x and z are real coordinates. So, $z' = dz/dx$ cannot assume complex values. This implies that the argument of the square root on Eq. (26), $V^2/V_0^2 - 1$, must be non-negative. This condition imposes a limit to the value of z_0 . From Fig. 1, one

notices that the function $V(z)$ is monotonically decreasing for $z \leq z_{\min}$. So, for strings that satisfy $z_0 \leq z_{\min}$, one has that $V^2(z)/V_0^2 - 1$ is always non negative. However, for $z > z_{\min}$, Fig. 1 shows that $V(z)$ is monotonically increasing. So, for a string satisfying $z_0 > z_{\min}$, the factor $V^2(z)/V_0^2 - 1$ assumes negative values, that would lead to a complex square root in Eq. (26). Thus one concludes that the condition $z_0 \leq z_{\min}$ must hold.

A. Effective Potential

The distance between the quarks is

$$r = \int dx = 2 \int_0^{z_0} \frac{1}{z'} dz = 2 \int_0^{z_0} \frac{1}{\sqrt{V^2/V_0^2 - 1}} \frac{W}{V} dz. \quad (27)$$

It is important to note that, as we will see in the sequence, when $z_0 \rightarrow z_{\min}$ the quark separation diverges $r \rightarrow \infty$.

The energy of the configuration is the length of the string

$$E = \int \mathcal{L} dx = 2 \int_0^{z_0} \frac{\mathcal{L}}{z'} dz = 2 \int_0^{z_0} \frac{W}{\sqrt{1 - V_0^2/V^2}} dz, \quad (28)$$

which is just the Nambu-Goto action (19) divided by the time interval.

The expression (28) is singular, since it includes the infinite masses of the quarks. One can regularize the energy following a similar approach as in Ref. [20] of subtracting the contribution associated with two straight strings

$$\begin{aligned} E &= 2 \int_0^{z_0} \frac{W}{\sqrt{1 - V_0^2/V^2}} dz - 2 \int_0^{z_{\min}} W dz \\ &= 2 \int_0^{z_0} \left(\frac{1}{\sqrt{1 - V_0^2/V^2}} - 1 \right) W dz - 2 \int_{z_0}^{z_{\min}} W dz. \end{aligned} \quad (29)$$

The straight strings stretch from the boundary to the minimum of the metric factor $V(z)$, that occurs at $z = z_{\min}$.

Now, in order to compare the interaction energy of the quark-antiquark pair with the Cornell potential, we will analyze the asymptotic behaviors of the energy for large and small quark separation.

B. Potential Energy for large and small quark-antiquark separations

The asymptotic behavior of r and E for z_0 close to z_{\min} was discussed for general metrics in [21]. For the particular case of the present model, one has

$$r(z_0) = 2 \sqrt{\frac{V(z_{\min})}{V''(z_{\min})}} \frac{W(z_{\min})}{V(z_{\min})} \ln \frac{1}{1 - z_0/z_{\min}} \quad (z_0 \approx z_{\min}) \quad (30)$$

and

$$E(z_0) = 2 \sqrt{\frac{V(z_{\min})}{V''(z_{\min})}} W(z_{\min}) \ln \frac{1}{1 - z_0/z_{\min}} \quad (z_0 \approx z_{\min}). \quad (31)$$

Note, from Eq. (30), that the region of z_0 close to z_{\min} corresponds to the region of large r . Dividing (31) by (30), we see that in this limit

$$E(r) = V(z_{\min}) r \quad (\text{large } r). \quad (32)$$

This linear potential characterizes confinement. If it happens that, for a certain geometry, $V(z_{\min}) = 0$, the quarks of the dual gauge theory would be unconfined [21].

The Cornell potential [25], that represents effectively the quark-antiquark interaction for the static case, has the form

$$E(r) = -\frac{4}{3} \frac{\alpha_s}{r} + \sigma r. \quad (33)$$

With a similar linear term in r in the large distance limit. Comparing Eqs. (32) and (33), one finds that the string tension for the present holographic model is

$$\sigma = V(z_{\min}) = \frac{R^2}{2\pi\alpha'} \frac{1}{z_{\min}^2} e^{-2\phi(z_{\min})}. \quad (34)$$

On the other hand, for z_0 close to 0, one finds [26]

$$r(z_0) = \frac{2\sqrt{\pi}}{3} \frac{\Gamma(7/4)}{\Gamma(5/4)} z_0 \quad (z_0 \approx 0) \quad (35)$$

and

$$E(z_0) = \frac{2\sqrt{\pi}}{3} \frac{\Gamma(7/4)}{\Gamma(5/4)} \frac{R^2 e^{-2\phi(0)}}{\pi\alpha'} \frac{1}{z_0} \quad (z_0 \approx 0). \quad (36)$$

From Eq. (35), we see that the region of z_0 close to 0 corresponds to the region of small r .

Therefore, multiplying (36) by (35), we see that in this limit

$$E(r) = -\frac{(2\pi)^3}{\Gamma(1/4)^4} \frac{R^2 e^{-2\phi(0)}}{2\pi\alpha'} \frac{1}{r} \quad (\text{small } r). \quad (37)$$

Again, this is in agreement, for the small r limit, with the Cornell potential (33). The predicted coupling constant α_s is

$$\alpha_s = \frac{3}{4} \frac{(2\pi)^3}{\Gamma(1/4)^4} \frac{R^2 e^{-2\phi(0)}}{2\pi\alpha'}. \quad (38)$$

C. Numerical Results

The parameters of the Cornell potential have been estimated considering a charmonium state as a static system of heavy quarks and solving the non-relativistic Schrodinger equation,

$$-\frac{1}{m_c} \nabla^2 \psi(\mathbf{r}) + V(r) \psi(\mathbf{r}) = E \psi(\mathbf{r}), \quad (39)$$

for this two-body system (see, for example, [27, 28]). The eigenvalues E_n of the energy correspond to the binding energies of the system. The masses of the various charmonium states have the form: $m_n = 2m_c + E_n$, where m_c is the mass of the charm quark. Using this approach, one is able to fix the parameters α_s and σ of the Cornell potential (33) by fitting the experimental masses of charmonium states.

Following a similar approach, but using our holographic potential parametrized by Eqs. (27) and (28), instead of the Cornell potential, we were able to fit the parameter R^2/α' . The result obtained was $R^2/\alpha' = 0.0226$. Therefore, using Eqs. (34) and (38), one obtains

$$\sigma = 0.163 \text{ GeV}^2 \quad \text{and} \quad \alpha_s = 0.00387. \quad (40)$$

These are the estimates from the holographic model. The value of σ is in a reasonable agreement with the ones obtained by the methods that apply the Cornell potential. For example, the authors of [27–29] obtained $\sigma = 0.18 \text{ GeV}^2, 0.18 \text{ GeV}^2$ and 0.164 GeV^2 , respectively. The value of α_s , on the other hand, is two orders of magnitude smaller than the typical values obtained from the Cornell potential. This result is consistent with the fact that the stringy description of the quark-antiquark interaction is expected to be appropriate for the large r

region, while α_s is related to the small r region.

Once the constant R^2/α' is fixed, we use Eqs. (27) and (28) to plot the curve $E(r)$ parametrized by z_0 . This plot is shown in Fig. 3. As expected from the asymptotic calculations, this graphic resembles the Cornell potential in the small and large r limits. The linear growth behavior in the large r region indicates confinement, as it implies that an infinite amount of energy would be required to separate the quarks.

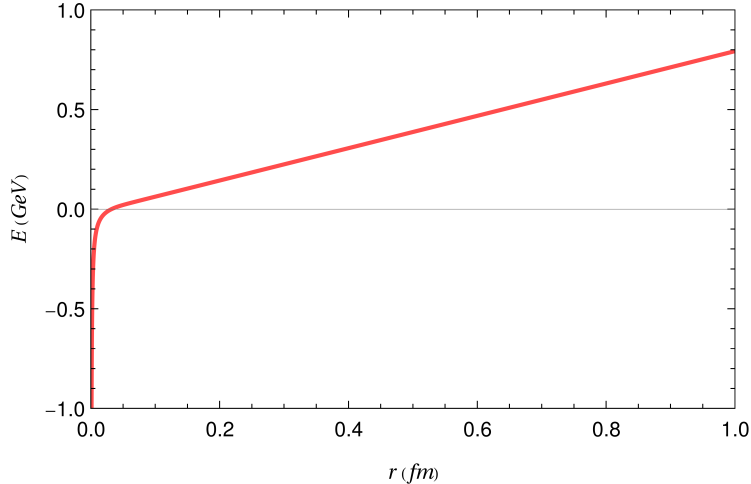


Figure 3: Energy of the string as a function of the distance between quark and antiquark.

IV. FINITE TEMPERATURE CASE

A. Metric

We introduce finite temperature by adding a black hole to our original AdS_5 space (2). The new metric is

$$ds^2 = \bar{g}_{mn} dx^m dx^n = \frac{R^2}{z^2} \left(-f(z) dt^2 + (dx^1)^2 + (dx^2)^2 + (dx^3)^2 + \frac{1}{f(z)} dz^2 \right), \quad (41)$$

with

$$f(z) = 1 - \frac{z^4}{z_h^4}. \quad (42)$$

The fields that represent the mesons are subjected to the same action (1). Then we introduce the dilaton into the metric, in the same way as it was done in the zero temperature case, so

that the new action assumes the same form of (6) and the new metric becomes

$$ds^2 = g_{mn} dx^m dx^n = \frac{R^2}{z^2} e^{-2\phi(z)} \left(-f(z) dt^2 + (dx^1)^2 + (dx^2)^2 + (dx^3)^2 + \frac{1}{f(z)} dz^2 \right). \quad (43)$$

We assume that the dilaton parameters do not depend on the temperature. The temperature of the plasma is identified with the Hawking temperature of this black hole, which is

$$T = \frac{1}{4\pi} |f'(z_h)| = \frac{1}{\pi z_h}. \quad (44)$$

Inverting this equation, one can express the position of the horizon as a function of the temperature:

$$z_h = \frac{1}{\pi T}. \quad (45)$$

B. Dissociation

Using the metric (43), we generalize the definition of the function $V(z)$ to include the dependence on the temperature:

$$V(T, z) = \frac{1}{2\pi\alpha'} \sqrt{-g_{tt}g_{xx}} = \frac{1}{2\pi\alpha'} \frac{R^2}{z^2} e^{-2\phi(z)} \sqrt{f(z)}. \quad (46)$$

Note that the function $f(z)$ depends on z_h and consequently on T . On the other hand, the function

$$W(z) = \frac{1}{2\pi\alpha'} \sqrt{-g_{tt}g_{zz}} = \frac{1}{2\pi\alpha'} \frac{R^2}{z^2} e^{-2\phi(z)}, \quad (47)$$

does not change, since the factors of $f(z)$ in g_{tt} and g_{zz} cancel out.

The variation of the function $V(T, z)$ with the coordinate z is strongly affected by the temperature. For low temperatures, V presents two local minima: one, that is similar to the case of zero temperature, is a non-vanishing minimum at some point $z = z_{\min}(T)$; the other one is the zero of the function V at $z = z_h(T)$. As a consequence, V also has a local maximum, located between z_{\min} and z_h . As the temperature increases, this picture changes. For temperatures greater than some value $T = T_d$, V has only one minimum, which is zero,

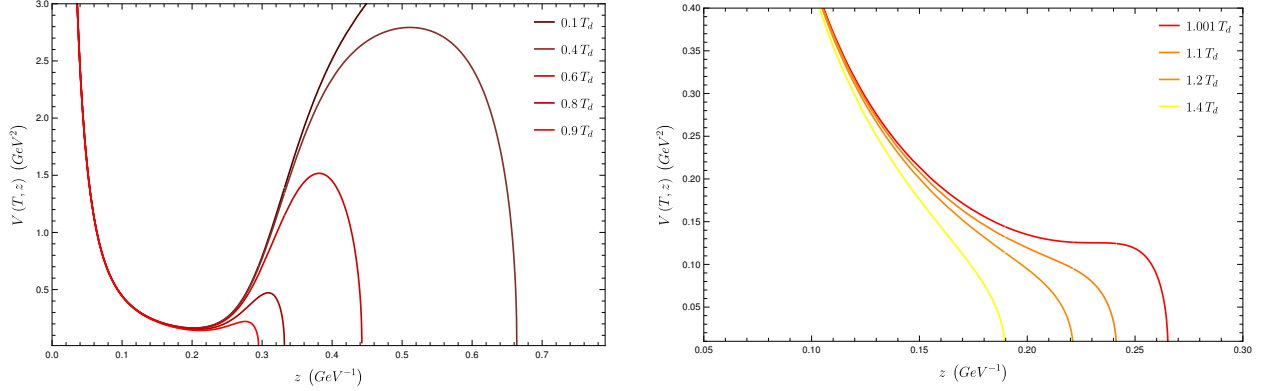


Figure 4: Some illustrative plots of $V(z)$ for different temperatures. On the left panel, $T < T_d$. On the right panel, $T > T_d$.

at $z = z_h(T)$. In this case, the local non-vanishing minimum disappears, as well as the local maximum.

In Fig. 4, plots of $V(T, z)$ are shown for different values of the temperature. On the left panel, one finds temperatures $T < T_d$, while the right panel presents cases with $T \geq T_d$. These plots illustrate the different behaviors. When the temperature grows, starting from a small value $T < T_d$, the height of the local maximum decreases and its position approaches the point $z_{\min}(T)$. The temperature T_d is the one where both of these points, minimum and maximum, coincide, becoming an inflection point.

As we discussed on Sec. III B, the minimum on z of the function $V(T, z)$ is the key to determine whether there is confinement or not. For a fixed $T \geq T_d$, the function V is monotonically decreasing with respect to z , with only one local minimum at $z = z_h$, where $V(z_h) = 0$. This indicates the absence of confinement. For that reason, we call T_d the dissociation temperature. It can be determined graphically by the disappearance of the non vanishing minimum on plots like those on Fig. 4, or by imposing that the local non-vanishing minimum and local maximum to occur at the same point, that, as explained before, becomes an inflection point.

If one uses the set of parameters shown in (16), the dissociation temperature obtained from this method would be $T_d = 1.2 \text{ GeV}$. This value is unsatisfactorily larger than the predictions of lattice theory [30] that indicate dissociation of J/ψ at about $1.5 T_c$, where T_c is the critical temperature of the QGP formation by the dissociation of the light flavor hadrons. This corresponds to a dissociation temperature of the order of $\sim 0.25 \text{ GeV}$.

This result motivates a different procedure in order to fix the the model parameters,

that is to include the dissociation temperature as one of the physical quantities to be fitted, besides the masses and the decay constants. Following this approach, one finds the new set of parameters:

$$\kappa = 1.1 \text{ GeV}, \quad M = 0.21 \text{ GeV} \quad \text{and} \quad \sqrt{\Gamma} = 0.26 \text{ GeV}. \quad (48)$$

These parameters produce the results of masses and decay constants shown in table II and result in a reasonable value for the dissociation temperature

$$T_d = 316 \text{ MeV}. \quad (49)$$

The errors in the decay constants increase considerably with this new approach. The new root mean square percentage error is $\text{RMSPE} = 23\%$, with the temperature included in the calculation.

Charmonium Masses and Decay Constants				
State	Experimental Masses (MeV)	Masses on the tangent model (MeV)	Experimental Decay Constants (MeV)	Decay Constants on the tangent model (MeV)
$1S$	3096.900 ± 0.006	2399	416 ± 4	298
$2S$	3686.097 ± 0.011	3560	294.3 ± 2.5	258
$3S$	4040 ± 4	4011	187 ± 8	239
$4S$	4415 ± 5	4590	161 ± 10	229

Table II: Comparison of charmonium masses and decay constants obtained experimentally and from the tangent model with parameter that give the best fit of the dissociation temperature.

Let us now analyze the behavior of the string and of the free energy in some detail. The distance between the quarks has the same form as in the zero temperature case:

$$r(T, z_0) = \int dx = 2 \int_0^{z_0} \frac{1}{z'} dz = 2 \int_0^{z_0} \frac{1}{\sqrt{V^2/V_0^2 - 1}} \frac{W}{V} dz, \quad (50)$$

but now V is a function of both T and z . Since the string behavior is different, depending on the temperature been lower or higher than T_c , let us analyze these situations separately.

C. Low temperatures $T < T_d$

At finite temperature, the Nambu-Goto action (19) is proportional to the free energy of the system, so that the string that minimizes the area of the world sheet also minimizes the free energy. Then we write

$$\begin{aligned} F(T, z_0) &= 2 \int_0^{z_0} \frac{W}{\sqrt{1 - V_0^2/V^2}} dz - 2 \int_0^{z_{\min}(T=0)} W dz \\ &= 2 \int_0^{z_0} \left(\frac{1}{\sqrt{1 - V_0^2/V^2}} - 1 \right) W dz - 2 \int_{z_0}^{z_{\min}(T=0)} W dz, \end{aligned} \quad (51)$$

where the same regularization of the zero temperature case was used.

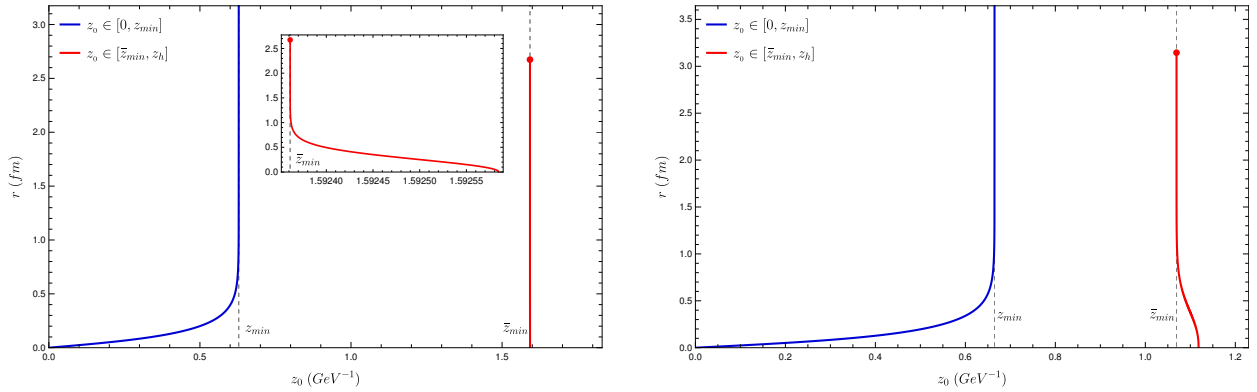


Figure 5: Quark antiquark distance as a function of z_0 . Left panel: $T = 0.6T_d$. Right panel: $T = 0.95T_d$.

At zero temperature, we saw that the domain of possible values of z_0 is $(0, z_{\min})$. This is necessary in order to prevent the quantity $V^2/V_0^2 - 1$ of being negative, since it is inside a square root in the geodesic equation (26). At finite temperature, for $0 < T < T_d$, z_0 can be in two different regions:² $(0, z_{\min})$ and (\bar{z}_{\min}, z_h) , where \bar{z}_{\min} is the point satisfying $\bar{z}_{\min} > z_{\min}$ such that $V(\bar{z}_{\min}) = V(z_{\min})$. One can understand the situation by looking at the left panel of Fig. 4.

So, in principle, one should have to consider more than one string configuration for each temperature. However, we will see that one of them is dominant. Applying Eq. (50) to the first region, $(0, z_{\min})$, we find that the distance between quarks, r , increases continuously from zero, going to infinity when $z_0 \rightarrow z_{\min}$. This behavior is similar to the one found at

² To keep the notation clean, we are omitting the dependence on T of $z_{\min}(T)$, $\bar{z}_{\min}(T)$ and $z_h(T)$.

the zero temperature. On the other hand, in the second region, r starts from a finite value at $z_0 = \bar{z}_{\min}(T)$ and goes to zero at $z_0 = z_h(T)$. These two behaviors can be seen in Fig. 5.

Now, using Eq. (51) for each of the two regions for a given temperature T and making the parametrization $(r(T, z_0), F(T, z_0))$, we find the free energy profiles plotted in Fig. 6. Note that for an $r \in (0, r(\bar{z}_{\min})]$ there are two possibilities of energy for each r , one corresponds to a string with $z_0 \in (0, z_{\min})$ and the other corresponds to a string with $z_0 \in [\bar{z}_{\min}, z_h]$. However, the string assumes the configuration that minimizes the Nambu-Goto action. Since $F(T, z_0)$ is proportional to the action, the dominant configuration is the one that minimizes $F(T, z_0)$ for a given r . For this reason, only the strings with z_0 in the region $(0, z_{\min})$ will be considered. The result for the dependence of the free energy on the quark-antiquark separation r is that of a confining potential again. The form is similar to the one found in the zero temperature case, with a linear behavior for large r . A small difference that is worth pointing is that the string tension slightly reduces when temperature grows. The result is illustrated in Fig. 7.

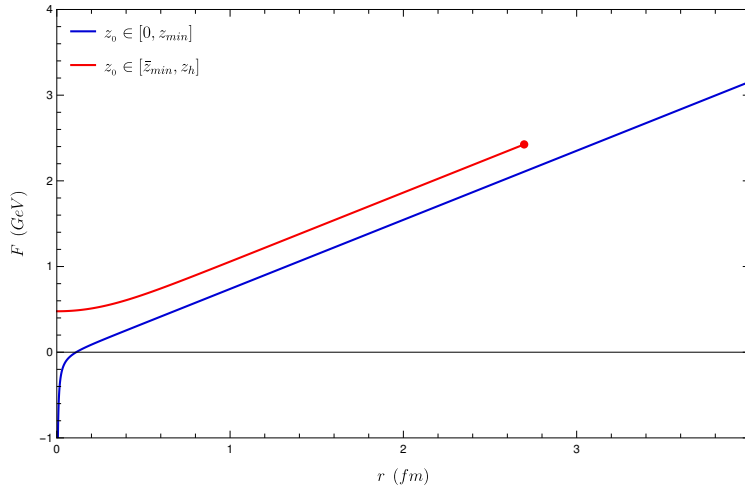


Figure 6: Free energy F as function of the distance between the quarks r . The upper curve (red) corresponds to strings with z_0 in the region $(0, z_{\min}(T))$ and the lower one (blue), to strings with $z_0 \in (\bar{z}_{\min}(T), z_h(T)]$. In both cases, $T = 0.8T_d$.

D. High temperatures $T > T_d$

For $T > T_d$, z_{\min} does not exist anymore, so that the function $V(T, z)$ has only one minimum at $z = z_h(T)$. In this situation, the distance between quarks, $r(z_0)$, does not go

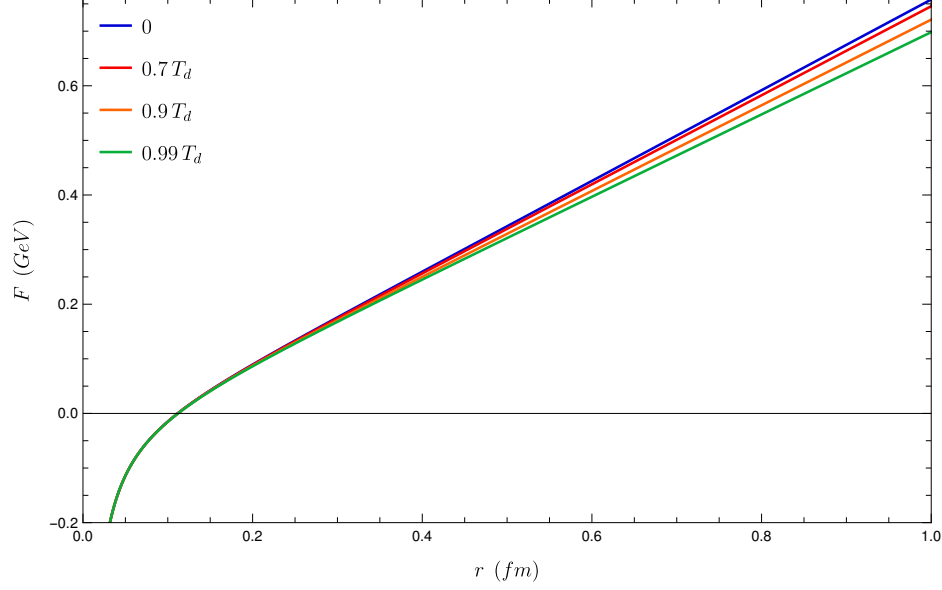


Figure 7: Free energy F as a function of the quark separation r for four illustrative temperatures: $T = 0$; $T = 0.7 T_d$; $T = 0.9 T_d$ and $T = 0.99 T_d$.

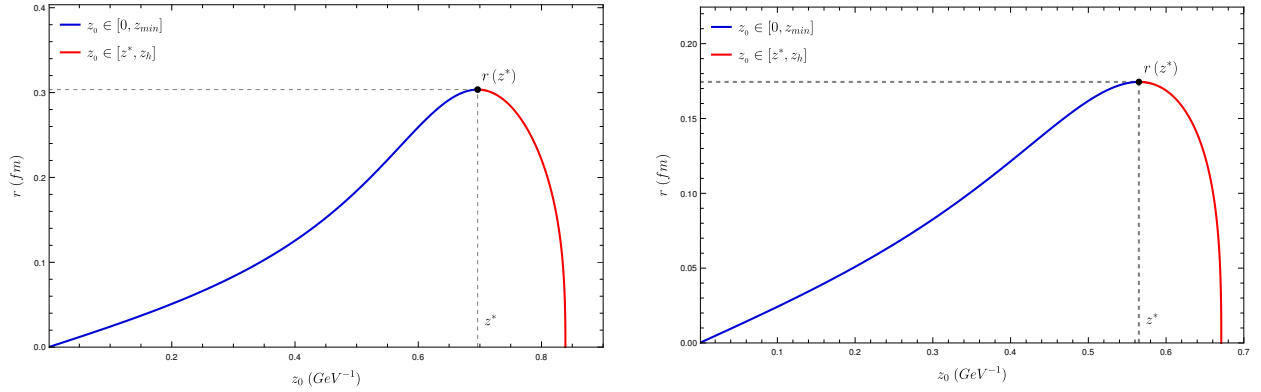


Figure 8: Quark distance as a function of the maximum value z_0 of coordinate z . Regions: $z_0 < z^*$ (blue) and $z_0 > z^*$ (red). Temperatures $T = 1.2 T_d$ (left panel) and $T = 1.5 T_d$ (right panel).

to infinity, but has a maximum value at some $z_0 = z^*$, from which $r(z_0)$ decreases until it reaches the value zero at $z_0 = z_h(T)$. One can see this in Fig. 8.

The energy $F(T, z_0)$ also presents a maximum finite value at $z_0 = z^*$. For higher values of z_0 , F decreases continuously until it vanishes at $z_0 = z_h(T)$. Using the parametrization $(r(T, z_0), F(T, z_0))$ for some temperature $T > T_d$, we plot the free energy as a function of the distance between the quarks in Fig. 9.

As one can see from Fig. 8, the region $z_0 \in [z^*, z_h]$ at $T > T_d$ plays a similar role as

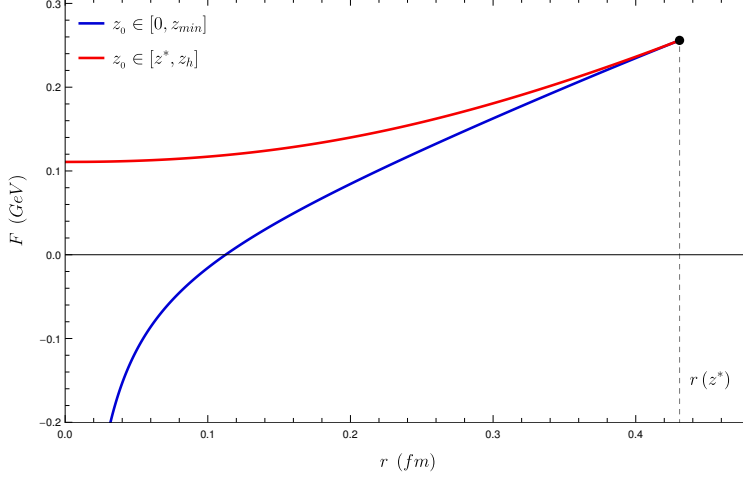


Figure 9: Free energy as a function of the quark distance at $T = 1.01T_d$

the region $z_0 \in [\bar{z}_{\min}, z_h]$ did in the case of temperatures below T_d . In both cases, r starts from a finite value and decreases to zero. Also, from Fig. 9, we see that when comparing two strings with the same distance between quarks, the one with $z_0 \in [z^*, z_h]$ has a value of free energy that is larger than the one for the string with $z_0 \in [z^*, z_h]$. As the string must minimize the free energy, the configuration with $z_0 \in [z^*, z_h]$ is not formed, so that we can disregard this region, similarly to what happened with the region of $z_0 \in [z_{\min}, z_h]$ in the case with temperature below T_d .

Therefore, we obtain a Cornell like potential again, but this time with a maximum range of $r(T, z^*)$. From this point on, the quarks become free. To represent this situation, we have to consider a third configuration: two lines, which represent the two quarks, going straight in the z direction up to z_h , as sketched in Fig. 10. Note that these lines do not involve any variation along the x coordinate. Therefore, the corresponding energy is independent of the value of the quark separation r . This is what characterizes freedom in a two body problem: changing the distance between these bodies does not require any energy cost.

This configuration requires a different treatment to obtain the energy. Let us consider the Nambu-Goto action but now for strings that are straight lines in the z direction

$$\begin{aligned} S_{\text{N.G.}} &= \frac{t}{2\pi\alpha'} \int_0^{z_h} dz \sqrt{-g_{tt}g_{zz}} \\ &= t \int_0^{z_h} W(z) dz, \end{aligned} \quad (52)$$

where we used the definition (47). The time interval t has a trivial role for this static string.

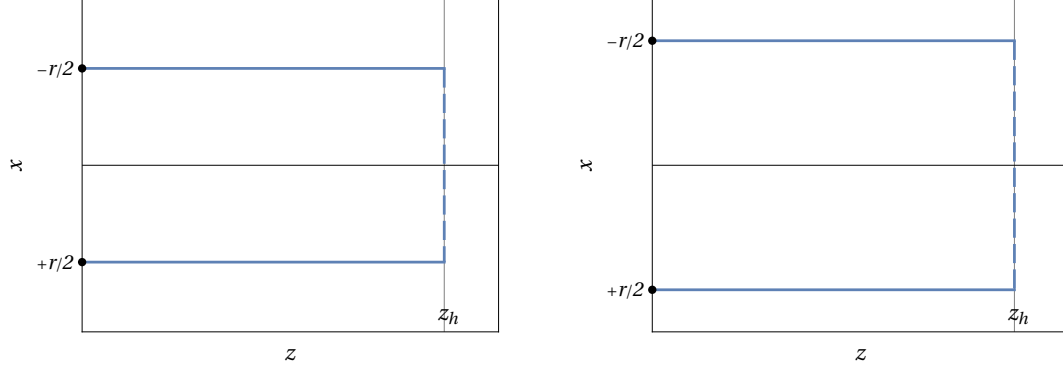


Figure 10: String configurations, for two different distances, corresponding to free quarks. Or, equivalently, to the dissociation of the meson.

Then, the energy of the set of two straight lines, which represents two free quarks, is given by

$$F_{\infty}(T) = 2 \int_{\epsilon(T)}^{z_h(T)} W(z) dz, \quad (53)$$

where, in order to avoid the singularity at $z = 0$, we introduced a regularization parameter $\epsilon(T)$ that depends on the temperature. We numerically set it to a value such that the energy of no interaction quarks coincides with the maximum energy $F(r(z^*), T)$, in a similar way as it was done in [31]. In other words, the parameter $\epsilon(T)$ is chosen in such a way the free energy is a continuous function of r .

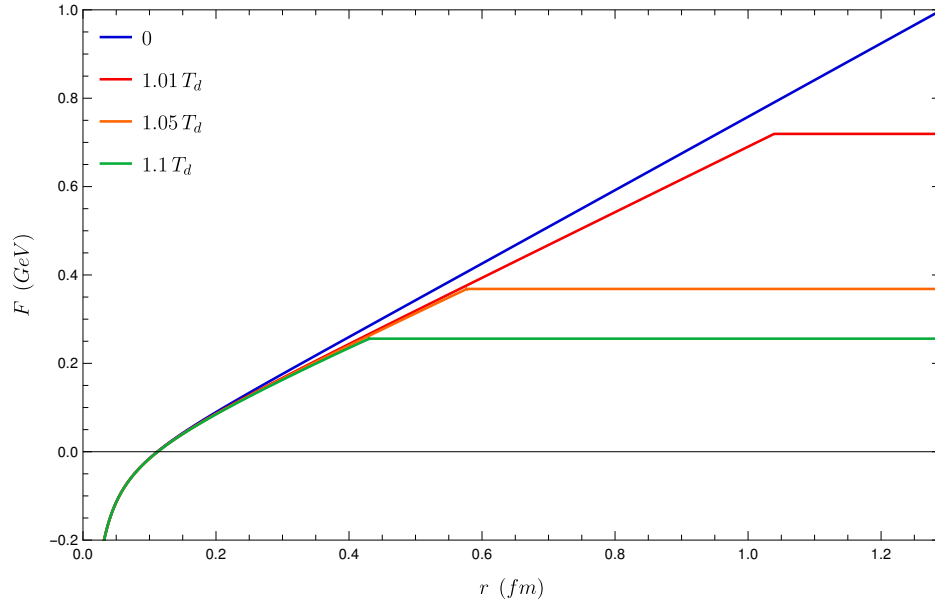


Figure 11: Interaction energy for three temperatures larger than T_d . The energy for the case $T = 0$ is also shown, for comparison.

The physical picture that emerges from this approach is non-trivial and very interesting. For temperatures larger than T_d , we have an interaction given by a potential similar to Cornell's potential for small values of r . However, when the quark distance is larger than the value $r(T, z^*)$, the energy ceases to vary with r . The corresponding string assumes the configuration of two straight lines going to z_h , with energy given by Eq. (53). The two configurations represented in Fig. 10 exhibit different distances between the quarks but share the same free energy, F_∞ . The resulting potential is plotted in Fig. 11 for some illustrative temperatures.

The potential obtained is similar to the Schwinger potential predicted by QCD for quark deconfinement in the presence of temperature [32, 33]. The main difference is that in the Schwinger potential, there is a smooth transition, characterizing a crossover, whereas here we observe a discontinuous transition, characterizing a first-order transition.

If we analyze large distances, it is clear that for any temperature above T_d , the mesons will be deconfined, since in this limit the string tension $\sigma(T) = V(T, z_{\min}) = 0$. The variation of $\sigma(T)$ is shown in Fig. 12. Note that at $T = T_d$ there is a discontinuity, corresponding to the first-order transition.

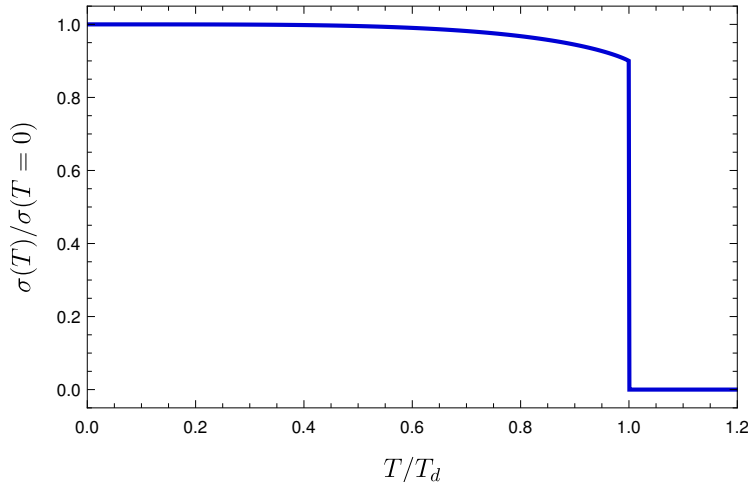


Figure 12: String tension variation with the temperature.

Finally, we want to provide more information about the deconfined phase, that corresponds, in Fig. 11, to the parts of the plots where the free energy is constant. With this purpose, we show in Fig. 13 the energy of the deconfined phase and the maximum range of the interaction, as functions of T/T_d . These results are in qualitative agreement with results from lattice QCD in [33, 34]. The negative energy region corresponds to the complete

dissociation with the free quarks having a coulomb-like interaction.

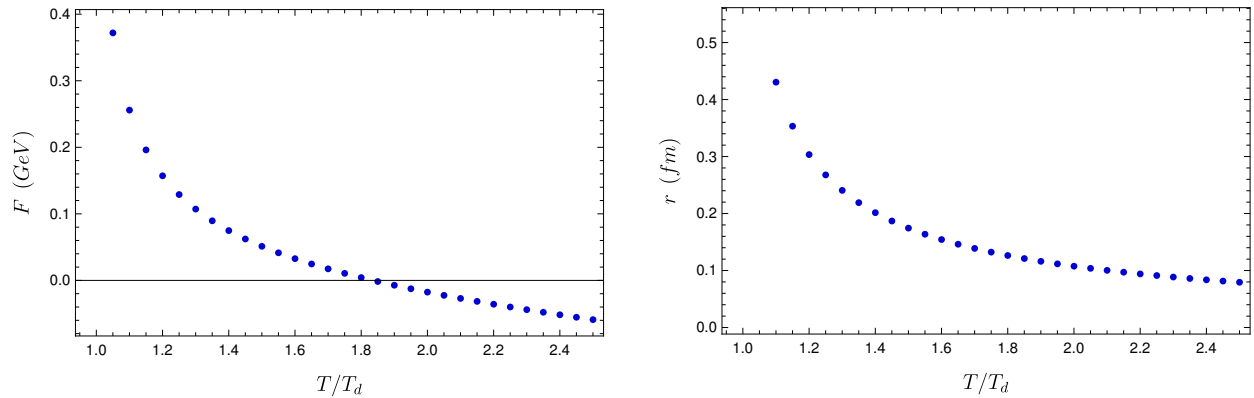


Figure 13: Left panel: energy of the deconfined phase. Right panel: maximum range of the interaction. Both as functions of T/T_d .

V. CONCLUSIONS

The zero temperature spectra of masses and decay constants as well as the thermal properties of quarkonium quasistates in a plasma have been successfully described recently by means of holographic models like [11–16]. In these models the heavy mesons are represented by a vector field living in a five-dimensional space with some background. The main objective of the present work was to shed some light into the reasons why this kind of model is able to reproduce quarkonium properties.

In particular, we aimed to find an interpretation for the role of the extra dimension, with some non flat geometry, in the holographic models of heavy vector mesons. The guiding line of our study was the fact that mesons are not elementary particles in the strict sense, but have an internal structure. A static meson can be viewed as consisting of a strongly interacting quark-antiquark pair. From the holographic point of view, the interaction of static color sources can be represented by a string living in a five-dimensional background with endpoints fixed at the position of the sources. The interaction energy of the quarks is proportional to the world sheet area. For the charmonium case, we proposed to adapt the procedure of Refs. [20, 21] to a background geometry corresponding to the one used in holographic models that successfully describe masses, decay constants and the thermal behavior of quarkonium states (or quasi-states) [10–13].

It was necessary to make a change in the model of [10], because the associated background would not be confining and therefore not appropriate to describe hadrons. In order for a geometry to represent confinement, it is necessary that the product of the metric components in the time and in the transverse directions have a non vanishing minimum. Using a set of parameters that fit masses and decay constants and also provides a confining potential for the quark- antiquark interaction, we found a potential that has the asymptotic form of the well known Cornell potential. For the limit of large quark separation, we obtained a result for the string tension compatible with the values considered in the Cornell potential in the literature.

Considering the finite temperature case, it was found that the string tension decreases with the temperature up to some dissociation temperature T_d . For higher temperatures $T > T_d$, the linear term in the potential disappears for distances greater than some value that decreases with the temperature, as it is shown in Fig. 11. The dissociation temperature initially obtained was too high compared to lattice predictions. However, it was shown that it is possible to obtain a new set of parameters that provide a T_d compatible with expectations.

In summary, we have shown, in a qualitative way, that one can associate the five dimensional background of a previous successful holographic model for charmonium as representing the internal structure of this composite particle.

Appendix A: Determination of the constant g_5

In order to fix the constant g_5 , we follow the procedure described in [35]. We start by defining the bulk-to-boundary field $\bar{v}(\omega, z)$ as the one that satisfies the condition

$$v_\mu(\omega, z) = \bar{v}(\omega, z)v_\mu^0(\omega), \quad (\text{A1})$$

where

$$\bar{v}(\omega, 0) = 1. \quad (\text{A2})$$

This is known as the bulk-to-boundary condition.

In the region of small values of z , the equation of motion (12) in terms of the bulk-to-

boundary field takes the form

$$\omega^2 \bar{v}(\omega, z) - \frac{1}{z} \bar{v}'(\omega, z) + \bar{v}''(\omega, z) = 0 \quad (\text{small } z). \quad (\text{A3})$$

The solution of this equation is

$$\bar{v}(\omega, z) = 1 - \frac{1}{4} \omega^2 z^2 \ln(\omega^2 z^2) \quad (\text{small } z). \quad (\text{A4})$$

The two-point function in momentum space is calculated from

$$\int d^4x e^{-ip \cdot x} \langle J_\mu(x) J_\nu(0) \rangle, \quad (\text{A5})$$

where $\langle J_\mu(x) J_\nu(0) \rangle$ is given by

$$\langle J_\mu(x) J_\nu(0) \rangle = \frac{\delta^2 S_{\text{on shell}}}{\delta V_\mu^0(x) \delta V_\nu^0(0)}, \quad (\text{A6})$$

where the on shell action is the action (6) evaluated at the field that minimizes it. Using the fact that this field satisfies the equation of motion, it is possible to write the on shell action as

$$S_{\text{on shell}} = -\frac{1}{2g_5^2} \int_{z=0} d^4x \sqrt{-g} e^{-\phi} g^{zz} g^{\mu\nu} V_\mu(x) \partial_z V_\nu(x). \quad (\text{A7})$$

At the end, one can write the two-point function as

$$\int d^4x e^{-ip \cdot x} \langle J_\mu(x) J_\nu(0) \rangle = (p_\mu p_\nu - p^2 g_{\mu\nu}) \Pi(p^2), \quad (\text{A8})$$

with

$$\Pi(p^2) = -\lim_{z \rightarrow 0} \frac{1}{g_5^2 p^2} \frac{R}{z} e^{-\phi(z)} \bar{v}'(\omega, z). \quad (\text{A9})$$

Using the bulk-to-boundary field obtained at (A4), we find

$$\Pi(p^2) = -\frac{1}{2g_5^2} R e^{-\phi(0)} \ln \omega^2, \quad (\text{A10})$$

in the limit of large ω^2 .

The constant g_5 is fixed by imposing that the propagator obtained in (A10) matches the perturbative QCD result

$$\Pi(p^2) = -\frac{N_c}{24\pi^2} \ln \omega^2, \quad (\text{A11})$$

where $N_c = 3$ is the number of color charges. This gives

$$g_5 = \sqrt{\frac{12\pi^2}{N_c} R e^{-\phi(0)}} = 2\pi\sqrt{R} e^{-\phi(0)/2}. \quad (\text{A12})$$

Acknowledgments: The authors are partially supported by CNPq — Conselho Nacional de Desenvolvimento Científico e Tecnológico, by FAPERJ — Fundação Carlos Chagas Filho de Amparo à Pesquisa do Estado do Rio de Janeiro and by Coordenação de Aperfeiçoamento de Pessoal de Nível Superior — Brasil (CAPES), Finance Code 001.

-
- [1] S. A. Bass, M. Gyulassy, H. Stoecker, and W. Greiner, *J. Phys. G* **25**, R1–R57 (1999), [arXiv:hep-ph/9810281](#).
 - [2] S. Scherer *et al.*, *Prog. Part. Nucl. Phys.* **42**, 279–293 (1999).
 - [3] E. Shuryak, *Prog. Part. Nucl. Phys.* **62**, 48–101 (2009), [arXiv:0807.3033 \[hep-ph\]](#).
 - [4] J. Casalderrey-Solana, H. Liu, D. Mateos, K. Rajagopal, and U. A. Wiedemann, *Gauge/String Duality, Hot QCD and Heavy Ion Collisions* (Cambridge University Press, 2014) [arXiv:1101.0618 \[hep-th\]](#).
 - [5] T. Matsui and H. Satz, *Phys. Lett. B* **178**, 416 (1986).
 - [6] H. Satz, *J. Phys. G* **32**, R25 (2006), [arXiv:hep-ph/0512217](#).
 - [7] N. R. F. Braga, M. A. Martin Contreras, and S. Diles, *Phys. Lett. B* **763**, 203–207 (2016), [arXiv:1507.04708 \[hep-th\]](#).
 - [8] N. R. F. Braga, M. A. Martin Contreras, and S. Diles, *Eur. Phys. J. C* **76**, 598 (2016), [arXiv:1604.08296 \[hep-ph\]](#).
 - [9] N. R. F. Braga and L. F. Ferreira, *Phys. Lett. B* **773**, 313–319 (2017), [arXiv:1704.05038 \[hep-ph\]](#).
 - [10] N. R. F. Braga, L. F. Ferreira, and A. Vega, *Phys. Lett. B* **774**, 476–481 (2017), [arXiv:1709.05326 \[hep-ph\]](#).
 - [11] N. R. F. Braga and L. F. Ferreira, *Phys. Lett. B* **783**, 186–192 (2018), [arXiv:1802.02084 \[hep-ph\]](#).
 - [12] N. R. F. Braga and L. F. Ferreira, *JHEP* **01**, 082, [arXiv:1810.11872 \[hep-ph\]](#).

- [13] N. R. F. Braga and L. F. Ferreira, *Phys. Lett. B* **795**, 462–468 (2019), [arXiv:1905.11309 \[hep-ph\]](#).
- [14] M. A. Martin Contreras, S. Diles, and A. Vega, *Phys. Rev. D* **103**, 086008 (2021), [arXiv:2101.06212 \[hep-ph\]](#).
- [15] R. Zöllner and B. Kämpfer, *Phys. Rev. D* **104**, 106005 (2021), [arXiv:2109.05824 \[hep-th\]](#).
- [16] L. A. H. Mamani, D. Hou, and N. R. F. Braga, *Phys. Rev. D* **105**, 126020 (2022), [arXiv:2204.08068 \[hep-ph\]](#).
- [17] N. R. F. Braga and R. da Mata, *Phys. Rev. D* **101**, 105016 (2020), [arXiv:2002.09413 \[hep-th\]](#).
- [18] N. R. F. Braga, Y. F. Ferreira, and L. F. Ferreira, *Phys. Rev. D* **105**, 114044 (2022), [arXiv:2110.04560 \[hep-th\]](#).
- [19] N. R. F. Braga and Y. F. Ferreira, *Phys. Rev. D* **108**, 094017 (2023), [arXiv:2309.11643 \[hep-ph\]](#).
- [20] J. M. Maldacena, *Phys. Rev. Lett.* **80**, 4859 (1998), [arXiv:hep-th/9803002](#).
- [21] Y. Kinar, E. Schreiber, and J. Sonnenschein, *Nucl. Phys. B* **566**, 103 (2000), [arXiv:hep-th/9811192](#).
- [22] O. Andreev and V. I. Zakharov, *JHEP* **04**, 100, [arXiv:hep-ph/0611304](#).
- [23] O. Andreev and V. I. Zakharov, *Phys. Rev. D* **74**, 025023 (2006), [arXiv:hep-ph/0604204](#).
- [24] P. A. Zyla *et al.* (Particle Data Group), *PTEP* **2020**, 083C01 (2020).
- [25] E. Eichten, K. Gottfried, T. Kinoshita, J. B. Kogut, K. D. Lane, and T.-M. Yan, *Phys. Rev. Lett.* **34**, 369 (1975), [Erratum: *Phys.Rev.Lett.* 36, 1276 (1976)].
- [26] R. C. L. Bruni, E. Folco Capossoli, and H. Boschi-Filho, *Adv. High Energy Phys.* **2019**, 1901659 (2019), [arXiv:1806.05720 \[hep-th\]](#).
- [27] N. R. Soni, B. R. Joshi, R. P. Shah, H. R. Chauhan, and J. N. Pandya, *Eur. Phys. J. C* **78**, 592 (2018), [arXiv:1707.07144 \[hep-ph\]](#).
- [28] V. Mateu, P. G. Ortega, D. R. Entem, and F. Fernández, *Eur. Phys. J. C* **79**, 323 (2019), [arXiv:1811.01982 \[hep-ph\]](#).
- [29] D. Ebert, R. N. Faustov, and V. O. Galkin, *Eur. Phys. J. C* **71**, 1825 (2011), [arXiv:1111.0454 \[hep-ph\]](#).
- [30] F. Karsch, D. Kharzeev, and H. Satz, *Phys. Lett. B* **637**, 75 (2006), [arXiv:hep-ph/0512239](#).
- [31] P. Colangelo, F. Giannuzzi, and S. Nicotri, *Phys. Rev. D* **83**, 035015 (2011), [arXiv:1008.3116 \[hep-ph\]](#).
- [32] S. Sarkar, H. Satz, and B. Sinha, *The physics of the quark-gluon plasma: introductory lectures*, Vol. 785 (Springer, 2009).
- [33] H. Satz, *Lecture Notes in Physics* **841**, 52 (2012).
- [34] S. Digal, O. Kaczmarek, F. Karsch, and H. Satz, *Eur. Phys. J. C* **43**, 71 (2005), [arXiv:hep-ph/0505193](#).
- [35] H. Năstase, *Introduction to the AdS/CFT correspondence* (Cambridge University Press, Cambridge, 2015) Chap. 24, pp. 370–380.