

Data Processing for the OpenGPT-X Model Family

Nicolo’ Brandizzi¹, Hammam Abdelwahab¹, Anirban Bhowmick¹,
 Lennard Helmer¹, Benny Jörg Stein¹, Pavel Denisov¹, Qasid Saleem¹,
 Michael Fromm¹, Mehdi Ali¹, Richard Rutmann¹,
 Farzad Naderi², Mohamad Saif Agy², Alexander Schwirjow², Fabian Küch²,
 Luzian Hahn², Malte Ostendorff³, Pedro Ortiz Suarez³, Georg Rehm³,
 Dennis Wegener¹, Nicolas Flores-Herr¹, Joachim Köhler¹, Johannes Leveling¹

¹ Fraunhofer IAIS, <firstname>.<lastname>@iais.fraunhofer.de

² Fraunhofer IIS, <firstname>.<lastname>@iis.fraunhofer.de

³ DFKI, <firstname>.<lastname>@dfki.de

Abstract

This paper presents a comprehensive overview of the data preparation pipeline developed for the OpenGPT-X project, a large-scale initiative aimed at creating open and high-performance multilingual large language models (LLMs). The project goal is to deliver models that cover all major European languages, with a particular focus on real-world applications within the European Union. We explain all data processing steps, starting with the data selection and requirement definition to the preparation of the final datasets for model training. We distinguish between curated data and web data, as each of these categories is handled by distinct pipelines, with curated data undergoing minimal filtering and web data requiring extensive filtering and deduplication. This distinction guided the development of specialized algorithmic solutions for both pipelines. In addition to describing the processing methodologies, we provide an in-depth analysis of the datasets, increasing transparency and alignment with European data regulations. Finally, we share key insights and challenges faced during the project, offering recommendations for future endeavors in large-scale multilingual data preparation for LLMs.

1 Introduction

In recent years, there has been an exponential increase in the development and deployment of large language models (LLMs) [3, 19]. The most prominent and accurate models are often the products of major technology companies and are available either through APIs (e.g. OpenAI’s GPT models) or with non-open licenses (e.g. Meta’s LLaMA family¹). Moreover, these models are often US-centric, predominantly fluent in American English, and imbued with the values inherent to that cultural context. Conversely, open and unrestricted models that focus on a variety of languages and cultures often emerge from academic settings. However, these models generally lack the accuracy and power of their more robust commercial counterparts. This disparity is primarily due to the differences in

¹Meta restricts commercial use based on monthly active users and restricts the use of LLaMa model to improve other LLMs.

the resources available for training, such as the diversity and quality of data sources. The training data is crucial in shaping the behavior and values these models learn. The OpenGPT-X² project aims to bridge this gap by merging the best of both worlds: delivering an open, unrestricted, high-performance model trained on a diverse dataset that covers all major European languages. OpenGPT-X targets real-world use cases, e.g. from media and the automotive sector within the European Union.

In this paper, we present a comprehensive overview of the data processing pipelines developed for the OpenGPT-X project. Our focus is solely on the collection, preparation, and curation of the data, detailing the steps for data selection, conversion, normalization, quality filtering, and deduplication. This processed data was then made available for the subsequent training of the OpenGPT-X models, such as those released in [37], which utilized a subset of the complete dataset for their development. Our main contribution are:

- A comprehensive outline of the data selection requirements, serving as practical guidelines for future projects.
- A detailed explanation of our multilingual data pipelines, highlighting distinct processing approaches for web and curated datasets.
- A thorough analysis of the processed datasets to ensure transparency and compliance with European data regulations (e.g. GDPR³, Ethics Guidelines for Trustworthy AI⁴, Open Data Directive⁵).
- Identification of project-specific challenges and lessons learned to guide future efforts in multilingual LLM development.

The remainder of this paper is organized as follows: Section 2 provides context in the field of data processing and generation, specifically compiling a list of monolingual and multilingual datasets along with their methodologies. Next, the data selection process for curated data and web data is based on specific requirements that are outlined in Section 3. This division leads to distinct software pipelines for processing each type in Section 4. Results are analyzed separately for curated and web data in Section 5, providing insights on their use for model training. The paper also discusses challenges and lessons learned in Section 6, offering guidance on potential data, legal, and organizational obstacles in future projects. Finally, we conclude the paper in Section 7 and provide an outlook on future work.

2 Related Work

Training data for LLMs is primarily based on web-based data sources like Common Crawl⁶. In this section, we present an overview of similar initiatives to train LLMs to provide context for the data processing pipeline described in this paper. By outlining related datasets and their corresponding pipelines, we aim to highlight the key features and challenges of building such datasets, offering a comparative perspective to the approach taken in our work. We provide an overview in Table 3 (see Appendix).

²<https://opengpt-x.de/en/>

³General Data Protection Regulation, available at: <https://gdpr-info.eu/>

⁴<https://digital-strategy.ec.europa.eu/en/library/ethics-guidelines-trustworthy-ai>

⁵<https://digital-strategy.ec.europa.eu/en/policies/legislation-open-data>

⁶<https://commoncrawl.org/>

2.1 Monolingual datasets

The prevalence of English in LLM development is largely driven by the availability of English web data and the dominant role of English as a global language. This abundance of English data allows better data quality control, filtering, and deduplication by setting more aggressive selection criteria and discarding larger amounts of suspicious data, resulting in highly optimized datasets for LLM training. However, this also led to a disproportionate focus on English, potentially limiting the applicability of models trained on these datasets to non-English contexts.

Colossal Clean Crawled Corpus (C4) [42] is a widely-used dataset derived from CommonCrawl data and serves as the foundation for Google’s T5 model. C4 contains approximately 750GB of English text and is built through a filtering process designed to extract high-quality language data. The pipeline first filters out non-linguistic content, such as source code, placeholders, and documents with excessive punctuation or abnormal words per line ratios. A deduplication process is applied to spans of three sentences to ensure minimal repetition. Afterwards, documents filtered based on the score of language detection on the textual content, keeping only English documents with a language score higher than 0.99, based on the *langdetect* tool⁷. This document filter ensures that C4 remains highly focused on English content, with a restrictive approach to both content quality and language identification.

The Pile [14] is a 800GB English dataset comprising a diverse set of 22 specialized text collections, making it one of the most comprehensive datasets for LLM training. It includes a wide variety of data sources, such as scientific papers, legal documents, fiction, patents, subtitles, and online forums, in addition to filtered CommonCrawl data. For the CommonCrawl portion, text is extracted using the *jusText*⁸ text extractor, and language identification is performed using the *pycld2* tool⁹. A *fastText* classifier [26], trained on the OpenWebText2 subset [41, 15], is used to further refine document quality. Deduplication is applied to both the CommonCrawl and OpenWebText2 subsets using the MinHashLSH algorithm [8], ensuring minimal redundancy of the textual content while preserving its diversity. This pipeline design has made The Pile a key dataset for LLMs, especially due to its combination of web-sourced data with specialized collections.

RefinedWeb [40] is a 2.8TB English dataset created from filtered CommonCrawl data, employing the MacroData refinement pipeline. The pipeline begins by extracting text from WARC (Web ARChive) files using the *trafilatura* tool [6], which is then passed through several stages of filtration and deduplication. First, the *fastText* language classifier [16] identifies and retains English documents. The dataset undergoes both document-wise and line-wise heuristic filtering to remove low-quality or non-linguistic content. Deduplication is then applied in three stages: 1) MinHashLSH deduplication at the document level, 2) exact matching on spans of 50 tokens, and 3) URL-based deduplication.

Dolma [44] contains about 11TB of English text and comprises of the CommonCrawl derived data combined with code, social media, scientific papers, and fiction from the specialized web sites. The CommonCrawl subset is extracted from the WARC files and is filtered by document-wise and line-wise heuristics, the *fastText* language classifier with the cutoff score of 0.5, and the *fastText* toxic content classifier. Deduplication is performed based on URLs, exact match of raw documents, and on paragraphs using a Bloom filter [7].

FineWeb [39] contains approximately 43TB of English text and is constructed using Data-

⁷<https://github.com/Mimino666/langdetect>

⁸<https://github.com/miso-belica/jusText>

⁹<https://github.com/aboSamoor/pycld2>

Trove¹⁰, which was released alongside the dataset. The pipeline builds upon the methodology used in RefinedWeb, beginning with text extraction from WARC files using the *trafilatura* tool. Language filtering is performed with *fastText*, applying a cutoff score of 0.65 to ensure the inclusion of high-quality English documents. After this, the dataset undergoes both document-wise and line-wise heuristic filtering to further enhance quality by removing noise and non-linguistic content. The final deduplication step employs the *MinHash* algorithm, ensuring a clean and diverse dataset that is well-suited for large-scale language model training.

2.2 Multilingual datasets

Creating high-quality multilingual datasets presents distinct challenges compared to monolingual English datasets. Language identification becomes significantly more complex, as models must accurately differentiate between multiple of languages, often with limited training data for lower-resource languages. Additionally, ensuring consistent quality across languages is difficult due to varying amounts of available web data, and some languages are overrepresented while others suffer from a lack of resources. High quality multilingual datasets are essential for training models that perform well across diverse linguistic and cultural contexts, enabling the training of LLMs that are not inherently biased toward dominant languages like English.

CCNet [47] is among the first datasets built on CommonCrawl data, containing 3.2TB (1.5 billion documents) in 130 languages. The CCNet pipeline begins by extracting paragraphs from WET files and performing SHA-1-based deduplication. The extracted text is normalized by converting it to lowercase, replacing all numbers with zeros, and removing accents and punctuation. Language detection is based on *fastText*, with documents with a language score below 0.5 being discarded. The final step in the pipeline involves filtering documents based on perplexity scores calculated with language-specific 5-gram Kneser-Ney language models [20]. The corresponding models are trained on tokenized Wikipedia data, using the sentence piece tokenizer [29] to ensure consistent text segmentation.

Multilingual C4 (mC4) [48] extends the C4 dataset to 101 languages and contains approximately 27TB of text. In contrast to C4, which focuses on English, mC4 replaces the language classification tool with *cld3*¹¹ to handle the identification of multiple languages. A significant modification in mC4 is the introduction of a filtering step that requires documents to contain at least three lines of text, each with 200 or more characters. This broader filter replaces C4’s original language-specific rule, which filtered based on English punctuation marks, ensuring a more consistent approach across languages and improving the quality of multilingual data.

OSCAR 22.01 [2] contains about 8TB of text in 153 languages. It is produced with the Ungoliant pipeline [1] from the CommonCrawl WET (Web Extracted Text) files. The filtration starts with language detection, which utilizes the *fastText* model to identify language of each line in a document. If the confidence score is less than 0.8, then the line is assigned with to the *unknown language* class. The proportion of each language in a document is calculated as a percentage of bytes in the document assigned with that language. A document is classified as multilingual if it contains at least 5 lines, not more than 5 languages, the proportion of each language is at least $1/(m + 1)$ (where m is the number of languages in the document) and the proportion of the unknown language is not larger than $1/(m + 1)$. Otherwise, the document is classified as monolingual and is assigned with the language having the highest weighted confidence score. The weighted confidence of a

¹⁰<https://github.com/huggingface/datatrove>

¹¹<https://github.com/google/cld3>

language is calculated as a sum of products of byte size and language confidence of each line classified to that language divided by the total number of bytes in the document. A monolingual document is passed to further processing steps if the weighted confidence of its language is at least 0.6. Language identification is followed by the filtering of documents based on the line lengths, proportions of characters of certain Unicode classes, and the URL based UT1 blocklist.¹² Deduplication is not applied to non-English data, and only line-wise deduplication is applied to English data.

BigScience ROOTS [32] is a dataset containing about 1.6TB of text in 46 natural languages. This dataset comprises data from the crowdsourced list of 252 monolingual and multilingual text collections, accompanied by documents extracted from the CommonCrawl WARC files according to the list of domains suggested by the community members. Extraction of text from HTML files is performed by custom code inspired by the CommonCrawl extractor. Deduplication is performed on the level of data sources. Additional data is obtained from the OSCAR version 21.09 dataset [38]. The OSCAR derived documents are passed through heuristic rules based on word frequencies and are deduplicated in two steps using SimHash [10, 36] and substring deduplication [33, 35].

The **MADLAD-400** [30] dataset contains about 30TB of text in 419 languages. The data is obtained from the CommonCrawl dumps and is initially deduplicated on the line level, followed by basic prefiltering similar to the C4 rules. The semi-supervised language identification model [9], which is trained with two tasks (supervised language detection task and unsupervised corrupted input recovery task [42]), is used to classify the documents after that. The language identification step is followed by another set of quality filtering heuristics. A few language-specific processing and filtering rules are applied based on the manual inspection of 20 documents per language.

RedPajama-v2¹³ contains about 20 billion documents and 30 trillion tokens in 5 European languages. It is produced with the extended CCNet pipeline and utilizes both heuristic based and classifier based content filtering. The deduplication is performed on the document level using a Bloom filter.

The **HPLT** [12] dataset contains 50.1TB of text in 75 languages. The data is sourced from the Internet Archive and CommonCrawl dumps in WARC format. First, text is extracted using the *warc2text* tool¹⁴ and classified by language using the CLD2 library¹⁵. Next, text is cleaned from encoding errors, and another two-stage paragraph-level LID is performed. Its first stage utilizes the fastText model, and the second stage applies dictionary based spell checking for several languages related to the fastText result and selects the language, for which fewer mistakes are detected [5]. Finally, MinHash based deduplication is performed on the document level.

The collection of data we processed comprises data from both web and curated sources, including parts of The Pile and RedPajama-v2, and the content and metadata are normalized in a uniform way by the data processing pipeline described in this work.

3 Data selection

The performance of large language models in downstream tasks benefits from large volumes of diverse, high-quality training data. Key properties for effective pretraining include the diversity of knowledge, domains, and tasks, which enhance a model’s generalization abilities [14], as well as the appropriate size to fully saturate the model’s learning capacity [21]. To mitigate cultural bias from

¹²https://dsi.ut-capitole.fr/blacklists/index_en.php

¹³<https://github.com/togethercomputer/RedPajama-Data>

¹⁴<https://github.com/bitextor/warc2text>

¹⁵<https://github.com/CLD2Owners/cld2>

monolingual English datasets, we emphasize the selection of non-English data. Specifically, we aim to balance our data to encompass all European languages. This section outlines the data selection requirements that ensure these desirable properties and provides an overview of the chosen data sources.

Given the aforementioned properties, our approach to data selection involves ensuring a large volume¹⁶ of diverse and *high-quality* processed data for LLMs training.

Data Quantity and Diversity. A significant portion of our data is derived from crawled web pages, complemented with curated datasets to ensure a broad spectrum of languages, genres, text types, and domains. These curated datasets are carefully selected to enhance performance in various downstream tasks such as question answering, machine translation, and summarization.

Data Quality. The quality of large language models is highly dependent on the textual training data, often measured in terms of the number of tokens or words. High-quality data should be multilingual (covering as many relevant languages as possible), diverse (sourced from multiple domains and document types), free of toxic or offensive content (to prevent harmful outputs), and unbiased (to ensure fair model behavior). In this context, data quality directly reflects the properties of the text itself. For a detailed discussion of our filtering processes, see Section 4.

3.1 Selected data

Following these requirements, our data sources can be categorized into two groups. The first group consists of curated data from multiple existing datasets, providing a relatively small but diverse set of high-quality knowledge sources. The second group comprises general web data sourced from the CommonCrawl project.

3.1.1 Curated data

Curated datasets are essential for providing high-quality, diverse training data for our language models. These datasets have typically undergone a quality review process, either prior to their release or through ongoing public review, and are publicly available (see Appendix 8.3 for a list of our curated datasets). This includes data such as Wikipedia, collections of scientific articles, books, and source code.

To select appropriate datasets, we employed the following considerations:

1. Legal and Licensing

- Is the license unproblematic? (e.g., allows research and commercial use, is permissive, and does not include restrictive copyleft clauses).
- Is the data GDPR-compliant?

2. Linguistic and Relevance

- Does the dataset contain documents in a language relevant to our research?
- Does the dataset contain a sufficient quantity of tokens/words/documents?
- Do the documents cover relevant topics? (e.g. for downstream applications)

¹⁶The amount of training data is typically measured by the number of tokens or words. However, the choice of a tokenizer affects the number of generated tokens, making absolute numbers for different models not directly comparable. Therefore, we use the `wc` command line utility to estimate the number of words.

3. Quality and Integrity

- Is the content of documents error free? (e.g., no artifacts from Optical Character Recognition, misspellings, or antiquated language)
- Are documents from a geographical region of interest?
- Are the documents from a relevant time period? (e.g. no historic documents)
- Are the documents human-generated¹⁷?
- Is the dataset artificial? (e.g. no automatically generated content or synthetic data)
- Is there no significant overlap with other datasets already in use?

4. Resource Availability

- Are there sufficient resources available to preprocess the data? (e.g., adequate disk space and computational resources)
- Has the dataset not been fully or partially superseded by a newer version? (e.g. no outdated version)

If one or more of these questions were answered negatively, the dataset was excluded from further processing. These criteria ensure that the curated datasets selected for our project are of the highest quality, relevance, and suited for our specific objectives.

3.1.2 CommonCrawl data

Unlike curated data, web data is available in a large amount. For this reason, we prioritize processing web data only based on recency and language. Specifically, we use data from CommonCrawl (CC), an organization that maintains a free, open-source repository of web data accessible to anyone since they provide the largest amount of data. They perform monthly crawls of internet webpages, compiling them into data dumps labeled in the format YYYY-WW (e.g., 2024-22, see Section 5.2 for a list of selected dumps). CommonCrawl dumps can be downloaded from URLs¹⁸ in two main formats: WARC and WET. WARC (Web ARChive format) files contain raw data from the crawl, including the full page HTML and request metadata. WET (WARC Encapsulated Text) files provide a text-only version of the websites, excluding the web metadata. In our pipeline, we use the WET files exclusively as they provide the extracted textual content of web pages in a simplified format. This eliminates the need for extensive parsing of raw HTML data found in WARC files, allowing us to focus directly on text analysis. For instance, the CC dump “2024-22” includes data crawled from 2.5 billion web pages, totaling 18.35 TiB of compressed HTML data. This particular dump consists of 90,000 WET files, which are grouped into segments for processing. This large-scale web data significantly expands the scope of our collection, providing a robust foundation for pretraining large language models.

¹⁷While it is not always easy to detect AI-generated content, extra caution should be applied for datasets created after 2021 to avoid including synthetic data.

¹⁸Following the schema <https://data.CommonCrawl.org/crawl-data/CC-MAIN-<YEAR-MONTH>/index.html>.

4 Data pipelines

This section describes the data pipelines we used for processing both curated and web data. Given the distinct nature and processing requirements of these two types of data, the pipelines are described in separate subsections.

4.1 Pipeline for curated data

Curated datasets are published in a variety of formats and metadata. In contrast to web crawled data, these datasets consist of thematically related and high-quality texts, due to the previous curation process (e.g. reviewing for scientific articles). Therefore, a quality-based filter is less necessary and the preprocessing is based the pipeline in Figure 1.

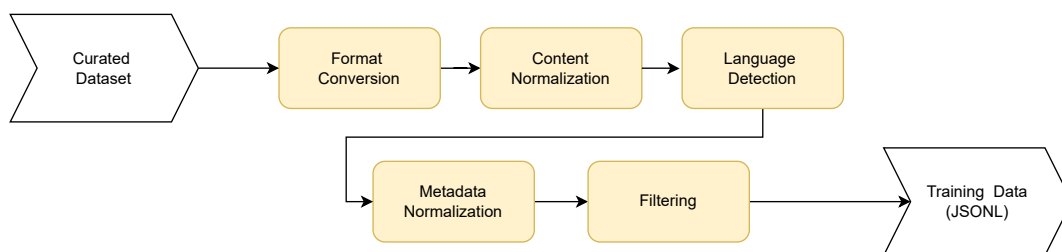


Figure 1: Data pipeline for curated datasets: The pipeline involves format conversion, content normalization, followed by language detection, content normalization and filtering. The output is high-quality training data in JSONL format.

Format Conversion. The first step in processing curated data involves converting the raw data into JSONL format. Depending on the raw data’s format, we employ different processing tools. For PDF documents, *Grobid*¹⁹ converts PDFs to XML/TEI as an intermediate format which we then convert to JSONL to identify and remove layout elements from the content. For Wikimedia datasets (e.g., Wikipedia, Wikibooks), *wikiConverter* parses the Wikimedia XML dumps and converts them to JSONL. The data is first converted using *mwparserfromhell*²⁰, then list pages and disambiguation pages are removed, and finally the remaining data is processed as with other curated datasets. For any other format (e.g. plain text, csv, sql dumps, etc), we created custom conversion tools.

4.1.1 Normalization

Normalizing the content is important to ensure that the rest of the pipeline consistently handles data, facilitating versioning, processing, and sharing. We implement two types of normalization: content normalization and metadata normalization.

Content Normalization. Content normalization ensures that the text data is uniformly formatted and encoded. (i) All text data is encoded in UTF-8 to maintain a standard character encoding format. (ii) We apply NFKC normalization²¹ to the text content, converting characters to their canonical decomposition followed by compatibility composition to ensure that visually similar

¹⁹<https://github.com/kermitt2/grobid>

²⁰<https://github.com/earwig/mwparserfromhell>

²¹Normalization Form KC as described in https://unicode.org/reports/tr15/#Norm_Forms

characters are represented consistently. (iii) Excessive white space is trimmed, and inconsistent spacing is corrected. (iv) Finally, we remove common conversion artefacts such as HTML tags or special characters to ensure the text is free from noise.

Metadata Normalization. Metadata normalization is important to maintain a consistent set of essential metadata attributes that provide a snapshot of each document. This metadata forms the basis for subsequent analysis and filtering steps. The format for a single document (a line in a JSONL file) is as follows:

```
{
  "meta": {
    "docid": <corpus/language/filename/docno>,
    "url": <url:String>,
    "title": <title:String>,
    "download_date": <ISO-date:String>,
    "language": <ISO-language-code:String>,
    "language_score": <language-detection-score:Float>},
  "text": <text:String>
}
```

Where

- **meta** contains all document metadata.
- **docid** is a unique ID comprised of the corpus name, the number of the file a document originates from, and the running document number within this file.
- **url** is a string representing the URL of a document (where appropriate).
- **title** is the title of a document (where appropriate).
- **download_date** is the download date in YYYY-MM-DD format.
- **language** is a 2- or 3-letter ISO language code [23] for the language of the content.
- **language_score** is a score estimated from language detection [27] (1.0 where the language is not ambiguous); “xx” is used for non-language content such as source code.
- **text** is the normalized document content.

For an example document, see Appendix 8.2. Note that the example for the document format already includes information from language detection.

4.1.2 Language Detection

Following content normalization, language identification is performed using *fasttext* [27]. The detected language code is included both in the metadata field and as part of the filename for the pipeline output to enable grouping of data by language.

4.1.3 Filtering

To ensure appropriate data quality, we aim to remove low-quality documents as early as possible in the processing pipeline.

We apply a set of filters to remove some outliers:

- Documents with a language score lower than 0.5 are filtered out.
- Documents that contain fewer than 200 characters are removed.

These thresholds (200 characters, 0.5 language score) were chosen based on settings used in previous projects (e.g., HPLT²²) and are designed to ensure that only relevant and high-quality data proceeds to the subsequent stages of processing.

The final output of the curated data pipeline is a set of JSONL files, organized by language and corpus, ready for further analysis and model training.

4.2 Pipeline for web data

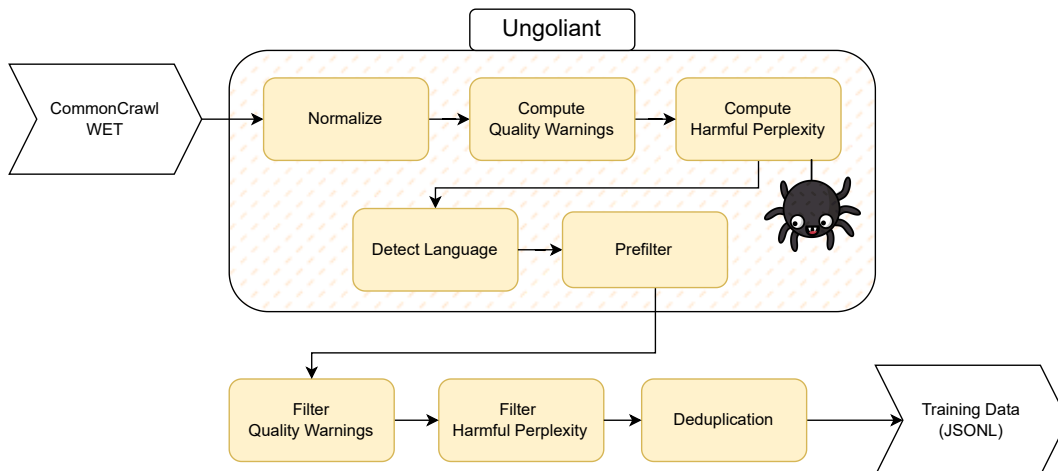


Figure 2: Overview of the Web Data Processing Pipeline: The pipeline processes WET files with Ungoliant by normalizing, computing quality warnings and harmful-perplexity, detecting language, and prefiltering. Afterwards, data is filtered based on quality and harmful-perplexity before deduplication, producing high-quality training data in JSONL format.

Processing web data from large-scale sources like CommonCrawl presents significant challenges due to its unstructured and noisy nature. To transform this raw web data into a suitable format for training LLMs, we utilized a specialized pipeline (see Figure 2). This section provides a detailed breakdown of each processing stage, including normalization, filtering, and deduplication, using the Ungoliant pipeline.

²²<https://hplt-project.org/datasets/v1>

4.2.1 Dataset Acquisition and Preparation

The process begins by downloading CommonCrawl dumps in WET file format using a custom download script. These dumps contain the textual content and metadata of web pages, compressed in `.txt.gz` format. After retrieving the raw data, we organized it into separate folders based on the dump year for easier processing.

4.2.2 Ungolian Pipeline

The core of the web data processing relies on the Ungolian pipeline [1], a modular system optimized for handling CommonCrawl corpora and producing an OSCAR-like dataset [2]. The Ungolian pipeline is conceptually split into several key components:

- **Normalization:** Similar to the normalization applied to curated data (see Section 4.1), this step ensures consistency in text encoding, removing noise, normalizing text formatting, and encoding all content into UTF-8.
- **Computation of quality warnings:** Ungolian generates quality warnings for each document which are then used for subsequent filtering stages.
- **Computation of harmful-perplexity:** Harmful content is identified using perplexity scores based on a pretrained KenLM model [24]. This model evaluates documents to determine whether they contain harmful content (e.g., adult material).
- **Language detection:** Sentence-based language identification is performed using embedded²³ pretrained fastText models [27, 26].
- **Prefiltering:** Documents are filtered based on criteria similar to those used for curated data (see Section 4.1.3), such as removing documents with a low number of characters or low language detection scores.

4.2.3 Filtering

After the documents pass through the Ungolian pipeline, we apply additional filtering steps based on quality warnings and harmful-perplexity scores to further refine the dataset.

Quality Warning filtering. Ungolian flags documents with several quality warnings: `tiny`, `noisy`, `header`, `footer`, and `short_sentences`. These warnings are accompanied by predefined thresholds, and documents that exceed these thresholds are filtered out. The thresholds are defined as follows:

- `tiny`: When the document contains fewer than 5 sentences (lines).
- `noisy`: When the ratio of non-letters to the total number of characters exceeds 50%.
- `header`: Defined through a three-step process:
 - Iterate through the first 20% of a document²⁴.
 - Identify short sentences (lines) with fewer than 100 characters.

²³Ungolian supports the detection of 176 languages.

²⁴The percentage is calculated on a line-base, i.e. when the character `'\n'` is found.

- Annotate the document as **header** if more than 50% of the sentences in this section are short.
- **footer**: Similar to the header but applied in reverse order to the above one.
- **short_sentences**: When the document has a high number ($\geq 50\%$) of lines with less than 100 characters.

Harmful-Perplexity Filtering. Filtering adult content is a critical part of ensuring that the models are trained on safe and appropriate data. We use the perplexity scores provided by the KenLM-based model trained on adult content from the UT1 Blacklist [24] as part of the Ungoliant pipeline. Lower perplexity scores indicate a higher likelihood that the document contains harmful or adult content. We set a perplexity threshold of 5, meaning any document with a perplexity score below this threshold is filtered out.

4.2.4 Document deduplication

Building on the quality filtering performed in the previous stage, the next step after running the Ungoliant pipeline is document deduplication. This process refines the dataset by removing both exact and near duplicate documents, thus reducing the overall size of the data and improving its quality for LLM training. After extensive testing [34], we found that the MinHash/LSH algorithm offers the best balance of precision, recall, and computational efficiency for deduplicating large volumes of web data. The deduplication process was executed on a per-dump and per-language basis (“local” deduplication), which is both convenient and backed by newer research [39] that confirms that *local* deduplication is more favorable than *global* (across dump and/or language) approaches for preserving data diversity while minimizing redundancy.

4.3 Technical Infrastructure

To effectively manage the extensive data processing requirements, we leveraged significant computational resources. The processing of large-scale datasets, including both curated datasets and CommonCrawl data, required the use of high-performance computing infrastructure.

Initially, a NVIDIA DGX-2 machine was employed for downloading and processing the curated datasets, as well as for deduplicating the first CommonCrawl dumps. As the volume of data increased, the processing of the remaining CommonCrawl datasets was distributed across two large compute clusters.

The technical specifications of these compute clusters are as follows:

- Compute Cluster 1: Provided by TU Dresden, consisting of compute nodes with 2 x Intel Xeon Platinum 8470 (52 cores) @ 2.00 GHz CPU and 512 GB RAM.
- Compute Cluster 2: Provided by FZ Jülich, consisting of compute nodes with 2 x Intel Xeon Platinum 8168 (2x24 cores) @ 2.7 GHz CPU and 192 GB RAM.

These resources enabled us to handle the extensive data processing requirements necessary for pretraining our large language models.

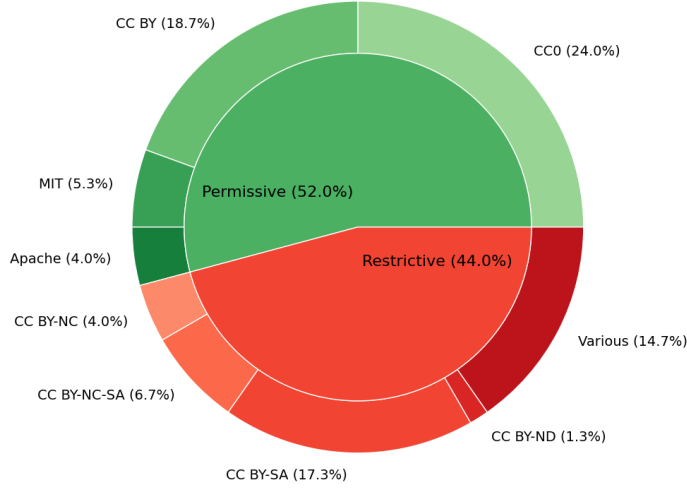


Figure 3: Distribution of curated dataset licenses. Most datasets have permissive licenses (CC0, CC BY, MIT, Apache), while restrictive licenses are primarily represented by datasets sourced from multiple origins (*Various*).

5 Data Analysis

This section provides a detailed analysis of the datasets used in our project, focusing on both curated and web data sources. The goal is to offer a comprehensive overview of the data characteristics.

We begin by presenting statistics for the curated datasets (Section 5.1), including details on corpus names, languages, text types, and other relevant metadata. We then analyze the web data (Section 5.2), examining the size, composition, and the effects of filtering and deduplication. This includes a breakdown of the number of documents, word counts, and language distributions.

It is important to note how LLM training often uses sampling techniques to optimize data distribution, considering factors like language balance and the fertility score [4]. In this paper, we focus solely on the raw data collection, filtering, and integration process, without adjusting distributions for training purposes. For further information on a model trained on part of the data we process, refer to [37].

5.1 Curated Data

As previously mentioned, curated data undergoes a distinct processing pipeline. This is due to the assumption that curated datasets generally maintain a higher level of quality, thereby requiring less intensive filtering and deduplication compared to web data. A comprehensive list of the curated datasets used in our study is provided in Table 4, which details 75 datasets, including information on language, format, license, domain, and the number of documents/words, along with the filtering percentage. In the subsequent sections, we will conduct a detailed analysis of the most significant columns.

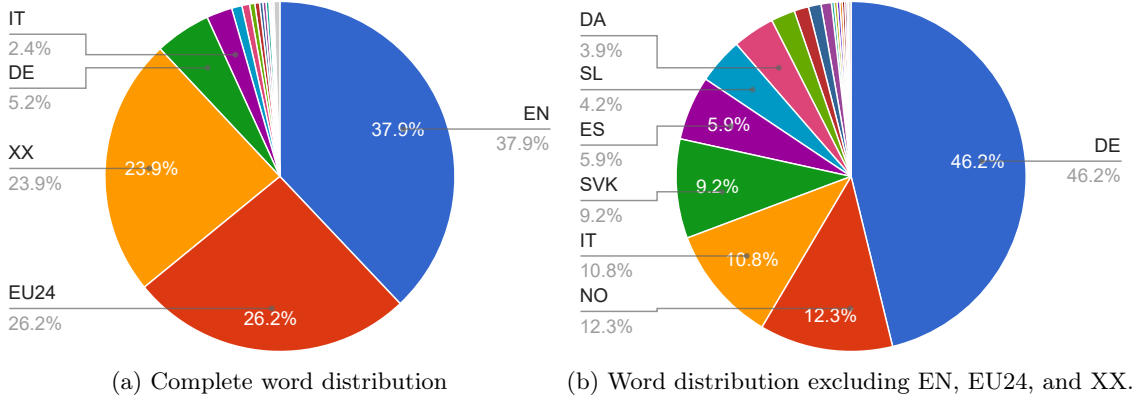


Figure 4: Word distribution across different languages in the curated datasets.

5.1.1 Licenses

As outlined in the data selection process (see Section 3.1.1), selecting datasets according to legal and licensing constraints is a crucial first step. Figure 3 illustrates the distribution of licenses across the curated datasets used in this project. The majority (52%) of the selected datasets’ licenses are permissive and not restricted for commercial use, featuring licenses like CC0 (24%), CC BY (18.7%), MIT (5.3%), and Apache (4%)²⁵. These licenses enable broad usage of the data, including for commercial purposes, and promote ease of dissemination and integration in various projects.

Conversely, 44% of the datasets are categorized under restrictive licenses, which limit their use, especially for commercial applications. These include licenses such as CC BY-NC-SA (6.7%), CC BY-NC (4%), and the “Various” category (14.7%), which represents datasets compiled from multiple sources and classified under the most restrictive license to mitigate legal risks.

An important observation is that many datasets did not explicitly mention a license on their official website. For these datasets, we conducted further investigation into the sources, often uncovering related licensing information. However, for some datasets (marked with a dagger in Table 4), we were unable to directly determine the correct licenses despite extensive efforts.

5.1.2 Languages

Our curated dataset encompasses 24 unique languages. For clarity, datasets that include a substantial portion of the official 24 EU languages are grouped under the category “EU24”. Additionally, the analysis also features statistics for other European languages, such as Norwegian (NO). The label “XX” is used to indicate datasets focused on source code.

As shown in Figure 4a, English (EN) accounts for 37.9% of the total word count, followed by the EU24 languages at 26.2%, and source code (XX) at 23.9%. Together, these three categories make up 88% of the curated data. The inclusion of source code is particularly important in this context, as it provides curated, high-quality examples for training models on coding tasks.

Since many datasets feature multiple languages, specific per-language statistics are not always provided, but rather an overall distribution is emphasized. On average, multilingual datasets contain

²⁵To simplify aggregation, the license versions are omitted here and in Figure 3. However, in Table 4, the specific version numbers for all the datasets are clearly indicated.

Domain	# Datasets	Avg. Words/DS [M]	Total Words [M]	Percentage [%]
Source Code	1	73.064	73.064	40.46
Law and Administration	22	1.674	36.839	20.40
Web	6	4.120	24.721	13.69
Medical	5	3.229	16.147	8.94
Math	6	2.684	16.105	8.92
Forum	2	3.655	7.311	4.05
Books	5	752	3.763	2.08
News	4	473	1.893	1.05
Knowledge Base	4	105	423	0.23
Culture	3	48	146	0.08
Recreation	2	73	146	0.08

Table 1: Total words, average words per dataset (Avg Words/DS), and documents for each domain, sorted by total words.

significantly fewer words (712.8 million) compared to monolingual (4.38 billion) ones. Indeed, while contributing to language diversity, they often lack the volume of content found in larger monolingual datasets.

After removing the dominant categories (EN, EU24, and XX), Figure 4b reveals that German (DE) constitutes 46.2% of the remaining data. This significant proportion reflects the regional focus of the project, as it is based in Germany, and emphasizes the role of localized datasets in shaping the overall corpus. Other notable languages include Norwegian, Italian, and Spanish, though their contributions remain relatively smaller compared to German.

Analysis of Word Distribution and Dataset Representation in Multilingual Corpora

One would expect the word distribution to follow the number of datasets available; however, correlation analysis reveals this is only partially true. The Spearman correlation is moderate (0.562, $p = 0.0028$), while the Pearson correlation indicates a stronger linear relationship (0.855, $P < 0.001$). By using linear regression, we observe notable deviations in certain languages. For instance, German (DE) exhibits a significant negative residual, with the actual word count being 5.1 billion fewer than expected, despite having a high number of diverse datasets. This suggests that while German datasets are numerous, they tend to be smaller in size or less word-dense compared to other languages. On the other hand, English (EN) has a positive residual, showing 3.88 billion more words than predicted, which can be attributed to the oversampling of English datasets in the corpus. In contrast, French (FR) underperforms relative to its dataset count, with a negative residual of 1.54 billion, indicating that the French data is underrepresented in terms of word volume.

This analysis underscores the need for balanced sampling across languages. While oversampling English may provide more content for model training, undersampling key languages like French could result in biases that limit the multilingual capabilities of the models. Hence, we recommend strategic oversampling of underrepresented languages and careful moderation of overrepresented languages to ensure linguistic diversity and fairness in the curated dataset.

5.1.3 Domains

The curated dataset spans multiple domains, each contributing a different share to the total word count. Table 1 provides a breakdown of the number of datasets, the average word count per dataset, total word count, and the percentage contribution of each domain.

Source code emerges as the largest domain by word count, accounting for 40.46% of the total curated data, with over 73 billion words. This is followed by law and administration, which contributes 20.40%, and the web domain at 13.69%. Collectively, these three domains represent 74.55% of the total word count. This strong presence of technical, legal, and digital content suggests that the curated dataset is well-suited for training models focused on tasks related to programming, legal reasoning, and web-based applications.

On the other hand, smaller domains such as culture (0.08%), recreation (0.08%), and knowledge base (0.23%) contribute much less to the overall dataset. These domains are likely underrepresented either due to the limited availability of datasets or their inherently smaller size.

5.1.4 Sizes

The distribution of word counts within the curated dataset is highly skewed, with a few large datasets contributing the majority of the total word volume as shown in Figure 5. Initially, the largest contributors were *StarCoder*, *EurLex*, and *MaCoCu*, together accounting for 50% of the total word count. However, since *StarCoder* focuses on source code rather than natural language, it was excluded from further analysis, and the word count distribution was recalculated.

In the revised analysis, four datasets (*peS2o*, *MaCoCu*, *Legal MC4*, and *EurLex*) now make up 50% of the total word count. Expanding this to 70%, the dataset contributions broaden to include three additional Pile subsets (*PMC extracts*, *Openwebtext2*, and *Free Law Opinions V2*), as well as *Wikimedia Wikipedia*. Notably, 17 datasets account for 90% of the total word count, underscoring the significant concentration of data within a limited number of large datasets.

Additionally, certain datasets display an unusually high word count relative to their document counts. A regression analysis was performed to better understand these discrepancies, calculating residuals to detect significant deviations from the expected document-to-word ratio. This analysis revealed the following outliers:

- *Spanish legal corpora (ES)*: This legal corpus consists of only 15 documents but contains over 1.38 billion words. The residual analysis (5.4) shows that the word count is approximately 221 times higher than expected based on the number of documents. This suggests that individual documents within this corpus are unusually large.
- *Projekt Gutenberg (EU24)*: A well-known collection of books, *Projekt Gutenberg* contributes over 3.37 billion words with only 60,912 documents. This results in a positive residual of 1.8, indicating that the dataset’s word count per document is significantly higher than the regression model predicted. This observation aligns with expectations for book collections, as books typically contain more words per document compared to other formats such as articles or reports.
- *Pile: PMC extracts (EN)*: A medical dataset with 2.8 million documents and over 12.1 billion words, *PMC extracts* exhibits a positive residual of 1.07. This indicates that the word count is significantly higher than predicted by the model. This is expected, as the dataset primarily

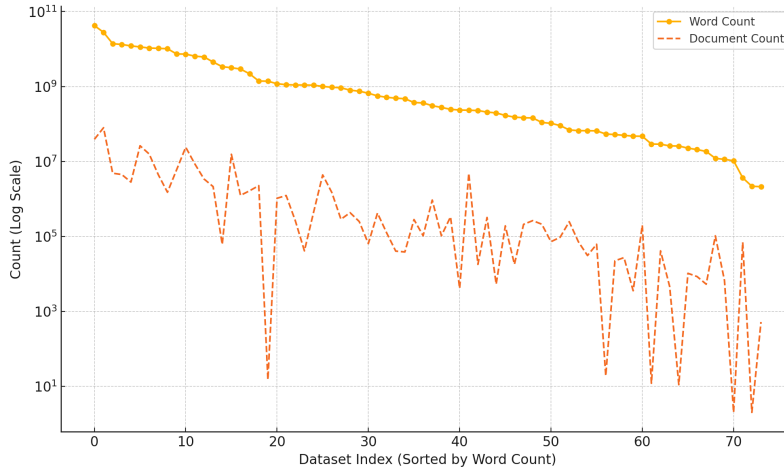


Figure 5: Log-scaled comparison of word counts and document counts across datasets, sorted by word size. Some datasets exhibit a notably high word count despite having relatively few documents, indicating longer average document sizes.

contains full-length medical research articles, which are generally more detailed and content-rich compared to other document types.

5.1.5 Filtering

Across the curated datasets, the average filtering percentage is 5.33% ($\pm 5.98\%$). Based on these values, filtering can be split in three categories:

- Low Filtering ($< 1\%$): Datasets that underwent minimal filtering, typically because they contained well-structured, clean data to begin with.
- Medium Filtering (1% to 11.31%): The majority of datasets fall into this category, with moderate filtering applied to remove noise or short documents without heavily impacting the total word count.
- High Filtering ($> 11.31\%$): Datasets with a high filtering percentage, indicating substantial noise or irrelevant content.

In reviewing the impact of filtering, we found that documents with low language scores typically fall into one of four categories: i) mixed-language documents, ii) documents with conversion errors containing numerous special characters, iii) documents involving closely related languages (e.g., Croatian and Serbo-Croatian), and iv) documents in low-resourced languages where the content was misidentified as a different language.

To further understand the impact of filtering across datasets, we explored potential correlations between the percentage of filtered data and several key dataset characteristics: the number of words, number of documents, format, language, and domain. Our analysis showed only modest correlations in most cases, indicating that filtering tends to act somewhat independently of these factors (refer to Appendix 8.3.1 for a more detailed analysis).

5.1.6 Summary

The curated dataset presents a comprehensive and diverse collection of 75 datasets spanning 25 languages, various domains, and multiple formats, offering a robust foundation for a wide range of research tasks. Despite some imbalances in distribution, particularly with large datasets dominating the total word count, the variety within the dataset makes it a valuable asset for training LLMs. The high presence of technical and legal data, alongside source code, reflects the strengths of this dataset in supporting tasks in these fields.

While filtering in general is necessary to ensure data quality, its impact on the curated datasets is relatively moderate, with only a few datasets requiring significant cleaning. The weak correlations found between filtering percentages and dataset characteristics suggest that filtering is driven more by the specificities of the dataset than by its size, format, or domain. In preparing data for training LLMs, we found that a strategic approach to selecting subsets is key. Leveraging the wide domain and language diversity can help ensure more balanced outcomes.

5.2 Web Data

As previously mentioned (Section 3.1.2), the web data used in this project was sourced from CommonCrawl. For this study, we utilized 60 distinct dumps from CommonCrawl, spanning a broad timeframe. The earliest dump was week 42 of 2014 (2014-42), and the most recent dump was week 5 of 2023 (2023-5). This extensive range allowed us to capture a wide variety of web content across nearly a decade, ensuring that the dataset reflects both historical and contemporary web information.

On average, each CommonCrawl dump contains approximately 2.7 billion documents. Across all 60 dumps, we accumulated a total of 173 billion documents, representing around 703 terabytes of raw, unprocessed data. This vast volume of data provided a strong foundation for training large-scale language models but also introduced significant challenges in terms of data processing and filtering, as discussed in previous sections.

Year	Week
2014	42
2015	14, 48
2016	22, 44
2017	13, 47, 51
2018	5, 9, 13, 17, 22, 26, 30, 34, 39, 43, 47, 51
2019	4, 9, 13, 18, 22, 26, 30, 35, 39, 47, 51
2020	5, 10, 16, 24, 29, 34, 40, 45, 50
2021	4, 10, 17, 21, 25, 31, 39, 43, 49
2022	5, 21, 27, 33, 40, 49
2023	6, 14, 23, 40, 50

Table 2: List of dumps by year and week.

Dumps In this section, we provide a detailed look at the CommonCrawl dumps used in our project. The dumps span multiple years, with varying distributions of weeks per year. Table 2

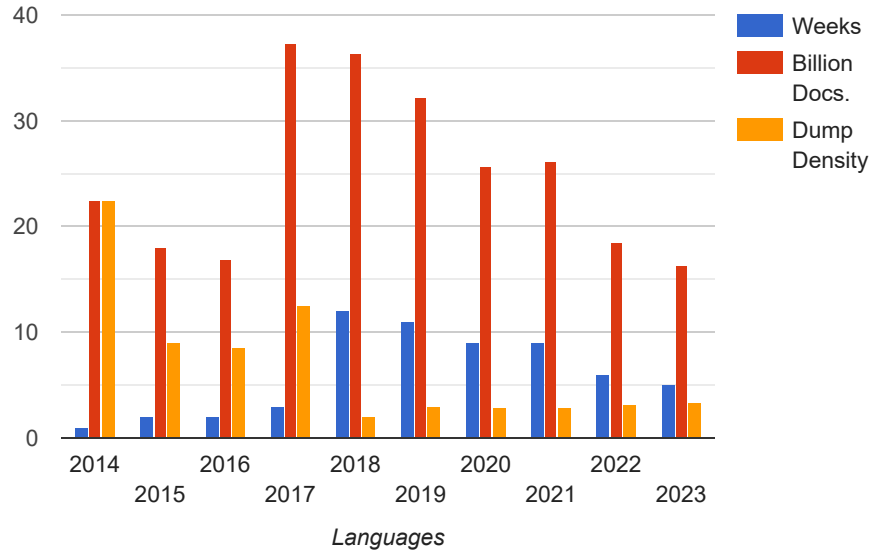


Figure 6: Analysis of CommonCrawl dumps used in the dataset, showing the distribution of dump weeks (blue), billion documents (red) and average dump density (yellow) per year.

presents the list of years and the corresponding weeks for each dump.

As can be seen from the list, the distribution of dumps across weeks is uneven. Earlier years, particularly 2014 through 2016, have fewer weeks represented compared to more recent years. However, the dumps from these earlier years typically contain a higher dump density, i.e. average document size (see Figure 6). After 2017, CommonCrawl transitioned to a strategy of producing more frequent dumps, each with relatively smaller average document sizes.

This shift in strategy has important implications for data processing. Special attention must be paid to the earlier years (2014–2016), where deduplication can be more computationally expensive due to the larger document sizes. In these cases, employing stricter filtering mechanisms may be necessary to ensure efficient processing and to avoid excessive resource consumption during deduplication.

Compute power Tracking the compute power required during data processing is essential for planning and securing the necessary resources. A well-structured plan not only ensures that adequate resources are available but also provides an opportunity to analyze computational efficiency and sustainability.

Below, we estimated total CPU hours consumed at each stage of the pipeline:

- **Conversion:** On average, converting a dump takes 115,2 CPU hours. For all the data combined this stage took 6,912 CPU hours.
- **Filtering:** On average, filtering one dump takes 763 CPU hours. For all dumps combined, this stage required 45,810 CPU hours.
- **Deduplication:** Deduplication is notably resource-intensive, taking an average of 3,680 CPU hours per dump. For the entire dataset, this stage consumed 221,230 CPU hours.

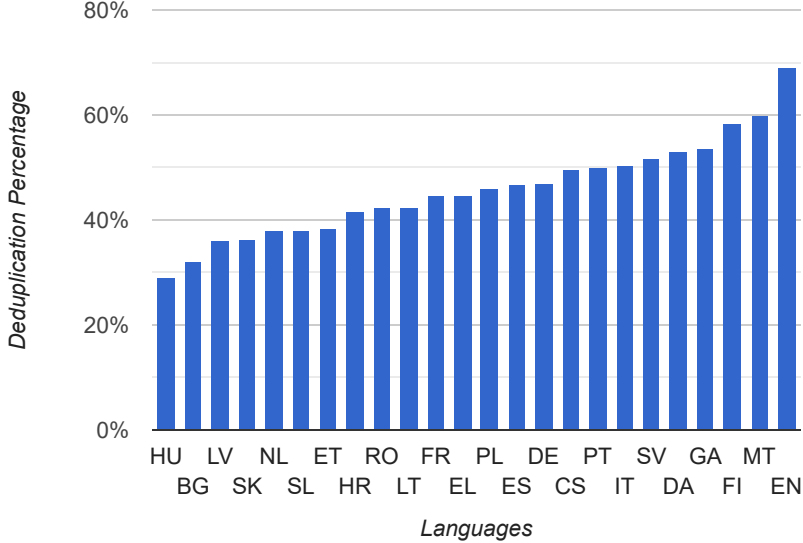


Figure 7: Percentage of data removed after deduplication for each language, showcasing the varying impact of deduplication.

Deduplication is by far the most time-consuming step, consuming 80.8% of the total compute power, which is why it is kept as the final stage in our pipeline (see Section 4.2.4). This is followed by filtering, which takes 16.7%, and conversion, accounting for 2.5%.

Deduplication Effect Our deduplication methodology is based on a MinHash + Locality Sensitive Hashing approach that is explained in detail in [34], where the choice of algorithm, along with precision and recall metrics, are analyzed. In this section, we shift focus to examining how deduplication disproportionately affects different languages. Figure 7 illustrates the percentage of data removed after deduplication for each language, ranging from a minimum of 29.03% for Hungarian to a maximum of 68.95% for English. While it may seem intuitive to correlate the deduplication percentage with data availability, a Pearson correlation analysis reveals only a modest positive correlation of 0.54 ($p = 0.006$).

This suggests that some languages may be subject to an “unfair” amount of deduplication relative to their size. Although deduplication operates by identifying and removing similar content, this implies that certain languages contain a higher proportion of similar data, which may result in a final model that struggles to capture linguistic nuances.

To evaluate this disproportionality, we introduce the *Deduplication Disparity Index* (DDI), which measures the impact of deduplication on each language relative to its available web data. For each language l , the DDI is calculated as the Z-score of the deduplication-to-data ratio R_l , which measures the percentage of data deduplicated in relation to the total web data available for that language:

$$DDI_l = \frac{R_l - \mu_R}{\sigma_R}, \quad \text{where} \quad R_l = \frac{d_l}{W_l}$$

Here, d_l is the deduplication percentage for language l , W_l is the total number of web data

words for language l , μ_R is the average deduplication-to-data ratio across all languages, and σ_R is the standard deviation of the deduplication-to-data ratios. This Z-score transformation centers the DDI around zero, highlighting languages where deduplication has a disproportionately high or low impact.

Languages with a high positive Z-score, such as Maltese ($\text{DDI}_{mt} = 4.519$) and Croatian ($\text{DDI}_{mt} = 1.0735$), are significantly impacted by deduplication, while others have scores closer to zero ($\text{DDI} = -0.25 \pm 0.012$), indicating a more balanced deduplication-to-data ratio. This metric provides a systematic way to assess fairness in the data processing pipeline and highlights languages that might require further attention during preprocessing.

5.2.1 Summary

The web data for this project was sourced from 60 distinct CommonCrawl dumps spanning 2014-2023, resulting in a total of 173 billion documents (703 terabytes of raw data). This broad timeframe captures both historical and contemporary web content.

Deduplication was the most resource-intensive step, consuming 80.8% of total CPU hours allocated for data processing. We introduced the Deduplication Disparity Index (DDI) to identify languages disproportionately affected by deduplication, highlighting the need for tailored processing strategies to ensure fairness and data quality.

6 Insights and Observations

During the process of preparing the data for LLM training, several challenges emerged that shaped the development of the data pipeline. These challenges are important for understanding both the complexity of large-scale multilingual dataset processing and the technical, organizational, and legal obstacles one can encounter. By presenting these observations, we provide key findings and recommendations to guide future projects and to navigate similar challenges.

6.1 Data Quality, Availability and Management

Data quality and availability are key criteria in the construction of datasets for language models. Ensuring high-quality data is essential for model performance, while the availability of data across different languages, genres, and domains presents unique challenges.

Quality Assessment The definition of *high-quality* data remains a complex and evolving topic in the field of LLMs, which has gained more traction as these models scale and diversify across languages and domains. Recent trends in dataset curation reflect an increasing emphasis on quality over quantity, with techniques such as advanced filtering and deduplication becoming more prevalent [39, 46].

Traditionally, data quality has been assessed through intrinsic signals derived from the data itself, such as average word length, sentence complexity, or overall structure. However, as the field has advanced, the focus has shifted towards leveraging pretrained LLMs to judge high-quality content or even generate synthetic data, a strategy that has proven effective in improving model performance on specific benchmarks [17, 31, 49]. One reason for the success of these methods is the alignment between human judgments of quality and the assessments made by LLMs [45, 28, 13].

However, this approach comes with several drawbacks. First, despite the promising results, a significant limitation is the lack of transparency in the LLM’s mapping between defined criteria and system output in defining *high-quality* content. There is often no clear link between the model’s concept of quality and concrete linguistic characteristics, such as sentence structure, readability, or word length. Additionally, running LLM inference on large datasets substantially increases computational demands, making this approach accessible only to those with significant resources. Finally, using LLMs to filter or label data may introduce licensing challenges, particularly for commercial applications. We therefore recommend prioritizing more interpretable quality signals in data filtering.

These signals are directly mappable to tangible document characteristics, making them transparent and easy to justify. While LLM-based filtering techniques show promise, we believe there is a strong need for further research into how these models define *high-quality* data. At the very least, a hybrid approach combining both traditional and AI-based filtering could balance between efficiency, interpretability, and scalability.

Availability of Multilingual Data As seen in Section 5, one of the primary challenges is the significant imbalance in data availability across languages. This disparity makes it difficult to create training data distributions that ensure downstream models perform well in a wide variety of languages. High-resource languages like English dominate the dataset, while low-resource languages, such as Irish or Maltese, have far fewer available documents, thus requiring special consideration such as avoiding filtering and/or deduplicating to not further reduce the number of tokens available for training in these languages.

Versioning and Standardization Data versioning plays a crucial role in maintaining a clear record of changes and ensuring reproducibility throughout the pipeline. To facilitate reproducibility, we opted for a unified format (JSONL) across all datasets which makes it easier to track changes and compare versions, as any modifications can be identified and versioning information is represented consistently across changes. Furthermore, each step of our pipeline saves intermediate results, allowing for a granular approach to version control.

In addition to this, the intermediate results were moved to remote servers, separate from the training environment, to safeguard against data corruption or loss. While this precaution provides an extra layer of security, it does come at the cost of increased storage usage, which needs to be carefully managed. Nonetheless, data versioning supports tracking changes to the pipeline by storing the corresponding pipeline version in the metadata.

6.2 Licensing and Compliance

A significant issue is the lack of clear licensing documentation. Researchers sometimes neglect to accurately represent the licenses under which their data falls, leaving legal ambiguities. While license identification remains a complex challenge [43, 18], we strongly advocate for more precise legal reporting in dataset publications. Initiatives like the Dataset Cards by Hugging Face²⁶ are a positive step toward improving licensing transparency. They allow dataset creators to include clear license information by default, promoting better legal clarity. However, it is important to note that adding a license in these dataset cards is not mandatory, which means some datasets may still be published without explicit legal documentation.

²⁶<https://huggingface.co/docs/hub/en/datasets-cards>

Even when data is available, special care must be taken to comply with the licenses under which it is provided. License compliance is crucial from the outset, as the licensing terms of any single dataset can impose restrictions on the downstream use of merged datasets or models trained on that data. Selecting even one dataset with a more restrictive license can constrain the licensing flexibility of all derived artifacts, including processed datasets and trained models. Ensuring that data sources have compatible and permissive licenses is therefore a critical early step in the project.

6.3 Technical and Organizational Challenges

The successful creation of large-scale multilingual datasets involves navigating a range of technical and organizational challenges. Addressing these issues is essential for maintaining efficiency, ensuring data integrity, and fostering effective collaboration among diverse teams. The following sections explore the technical challenges of processing data at scale and the organizational aspects necessary for project success.

Processing at Scale Processing large-scale datasets presents significant technical challenges, both in terms of the associated costs and the complexity of managing software, hardware, and distributed systems. Large-scale computations often require access to multiple computing resources, which introduces additional complexities, such as varying system requirements, the need to transfer large volumes of data, and the maintenance of software across different platforms. Despite the availability of resources, managing distributed processing at scale remains a significant barrier, and exploring distributed training approaches may offer potential solutions for mitigating some of these difficulties in the future.

At the start of any project of this magnitude, it is crucial to consider the size of the datasets, the availability of storage and compute resources in the clusters, and the allocation of both CPU and GPU resources. One key aspect that is often overlooked is ensuring that the processed data is in the same location as the final model training environment, as transferring large datasets between different clusters can significantly impact efficiency and cost. However, budget or resources constraints may limit the ability to carry out both data processing and model training on the same cluster. In such cases, it becomes essential to carefully plan and optimize across these dimensions, considering factors such as storage, computational availability, and network transfer costs.

Deduplication Strategy In our project, a global deduplication approach (where deduplication is applied across multiple CommonCrawl dumps) was found to be impractical for two primary reasons. First, for high-resource languages like English, the combined dataset before deduplication is too large to be processed within our computational environments. Second, as noted in [39], global deduplication does not provide measurable benefits for downstream model performance.

Instead, a local deduplication strategy, applied per-dump and per-language, was adopted. This approach reduced the dataset size by approximately 30%, significantly improving processing efficiency in subsequent stages and enhancing the overall quality of the training data by minimizing redundancy while preserving diversity.

Organizational aspects For future large-scale data projects, it is essential to recognize the importance of managing diverse expertise, which spans scientific, technical, legal, and linguistic domains. Coordinating these competencies is crucial for the successful identification and evaluation

of data sources, as well as for handling the vast volume of data. However, simply collecting data is not enough to ensure smooth operations or the sustainability of data pipelines and platforms.

We strongly recommend establishing robust data governance and lineage strategies at the outset of the project. Defining clear roles, responsibilities, and processes early on can significantly improve communication and collaboration across teams, aligning efforts as the project evolves. Implementing governance frameworks, such as those outlined in [25], can provide valuable structure, helping to maintain efficiency and ensure long-term success. Early planning in these areas will prevent organizational bottlenecks and provide a foundation for sustainable data management.

6.4 Adapting to Rapid Innovation

The rapid pace of innovation in data processing methodologies for language models introduces a continual challenge. New tools and software frequently emerge, offering solutions to existing bottlenecks such as enhanced processing efficiency, improved storage capabilities, and advanced filtering techniques. However, integrating these innovations into established systems often necessitates workflow adaptations, retraining personnel, and potentially reconfiguring entire pipelines or rerunning pipelines on all datasets. This process can disrupt system stability while requiring considerable investment of time and resources.

Finding a balance between adopting innovations and maintaining operational consistency is essential. While the implementation of new software can result in performance improvements, it is critical to evaluate which components of the system should remain stable to ensure uninterrupted functionality. Furthermore, frequent updates (such as newly released curated datasets or Common-Crawl dumps) add to the complexity, as these updates necessitate continuous modifications to the data pipeline without undermining the overall coherence of the system.

A systematic approach to addressing this challenge involves organizing the pipeline into modular components from the outset. By clearly separating and labeling each segment of the pipeline, it becomes possible to identify which elements are adaptable to future innovations and which should remain static due to their critical nature. For instance, components such as deduplication processes may benefit from frequent optimization, whereas core elements like metadata normalization or key filtering mechanisms might need to remain constant to maintain reliability. Furthermore, depending on the stage of the project, it may be prudent to commit to a particular solution, even if suboptimal, rather than continuously reconfiguring the system.

7 Conclusion and Outlook

In this paper, we presented the entire process of data preparation for the OpenGPT-X model family, covering every step from the initial selection of data to delivering the finalized datasets for model training. We outlined the requirements that guided our data selection, which conceptually split our sources into two categories: curated data and web data. This distinction shaped our approach to the implementation of our data pipelines: one for curated data, which required minimal filtering, and another for web data, which focused heavily on filtering and deduplication. In addition to providing a thorough description of our pipeline and data preparation methods, we included an in-depth analysis of the resulting datasets. This analysis ensures transparency, aligning with European data recommendations and best practices in scientific research.

Finally, to contribute to the broader research field and promote openness, we highlighted the challenges faced during this project and the lessons learned. By sharing these insights, we aim

to provide valuable guidance for future projects that undertake large-scale data preparation for multilingual language models. We utilized a subset of the preprocessed datasets detailed in this paper to pretrain large language models for the OpenGPTX project.

As part of our future research, we plan to investigate the use of synthetic data generation for the creation of LLM pretraining data and for advanced data quality filtering, e.g. based on LLMs as a judge. Furthermore, we are looking into generating training data that is compliant with current or upcoming laws and regulations (EU AI Act, GDPR), e.g. by removing or masking personally identifiable information. We intend to extend our collection of datasets, also targeting both datasets for underrepresented domains as well as languages. With additional processing requirements due to advanced processing techniques, and a growing number of available datasets, the demand for compute resources to generate high-quality training data will also increase.

8 Acknowledgements

This work was funded by the German Federal Ministry for Economic Affairs and Climate Action (BMWK) through the project OpenGPT-X (project no. 68GX21007D). The authors gratefully acknowledge the Gauss Centre for Supercomputing e.V. (<http://www.gauss-centre.eu>) for providing compute resources on the GCS Supercomputer JUWELS at Jülich Supercomputing Centre (JSC).

The authors gratefully acknowledge the compute resources made available to them on the high-performance computer at the NHR Center of TU Dresden. This center is jointly supported by the Federal Ministry of Education and Research and the state governments participating in the NHR (<http://www.nhr-verein.de/unsere-partner>).

Many thanks to the OpenGPT-X project partner IONOS for providing a NVIDIA DGX-2 machine to facilitate development of our data pipelines as well as processing many curated datasets.

We acknowledge the use of AI tools (i.e. ChatGPT-4/Claude) in the early stages of this paper for improving readability and brainstorming useful insights for the analysis section.

References

- [1] Julien Abadji, Pedro Javier Ortiz Suárez, Laurent Romary, and Benoît Sagot. Ungoliant: An optimized pipeline for the generation of a very large-scale multilingual web corpus. In Harald Lungen, Marc Kupietz, Piotr Bański, Adrien Barbaresi, Simon Clematide, and Ines Pisetta, editors, *Proceedings of the Workshop on Challenges in the Management of Large Corpora (CMLC-9) 2021. Limerick, 12 July 2021 (Online-Event)*, pages 1–9, Mannheim, 2021. Leibniz-Institut für Deutsche Sprache. URL: <https://nbn-resolving.org/urn:nbn:de:bsz:mh39-104688>, doi:10.14618/ids-pub-10468.
- [2] Julien Abadji, Pedro Ortiz Suarez, Laurent Romary, and Benoît Sagot. Towards a Cleaner Document-Oriented Multilingual Crawled Corpus. In *Proceedings of the Thirteenth Language Resources and Evaluation Conference*, pages 4344–4355, 2022.
- [3] Mohamed Abdalla, Jan Philip Wahle, Terry Ruas, Aurelie Neveol, Fanny Ducel, Saif Mohammad, and Karen Fort. The elephant in the room: Analyzing the presence of big tech in natural language processing research. In Anna Rogers, Jordan Boyd-Graber, and Naoaki Okazaki, editors, *Proceedings of the 61st Annual Meeting of the Association for Computational*

- Linguistics (Volume 1: Long Papers)*, pages 13141–13160, Toronto, Canada, July 2023. Association for Computational Linguistics. URL: <https://aclanthology.org/2023.acl-long.734>, doi:10.18653/v1/2023.acl-long.734.
- [4] Mehdi Ali, Michael Fromm, Klaudia Thellmann, Richard Rutmann, Max Lübbering, Johannes Leveling, Katrin Klug, Jan Ebert, Niclas Doll, Jasper Schulze Buschhoff, Charvi Jain, Alexander Arno Weber, Lena Jurkschat, Hammam Abdelwahab, Chelsea John, Pedro Ortiz Suarez, Malte Ostendorff, Samuel Weinbach, Rafet Sifa, Stefan Kesselheim, and Nicolas Flores-Herr. Tokenizer choice for LLM training: Negligible or crucial? In Kevin Duh, Helena Gómez-Adorno, and Steven Bethard, editors, *Findings of the Association for Computational Linguistics: NAACL 2024, Mexico City, Mexico, June 16-21, 2024*, pages 3907–3924. Association for Computational Linguistics, 2024. URL: <https://doi.org/10.18653/v1/2024.findings-naacl.247>, doi:10.18653/V1/2024.FINDINGS-NAACL.247.
 - [5] Marta Bañón, Gema Ramírez-Sánchez, Jaume Zaragoza-Bernabeu, and Sergio Ortiz-Rojas. FastSpell: The LangId Magic Spell. In *Proceedings of the 2024 Joint International Conference on Computational Linguistics, Language Resources and Evaluation (LREC-COLING 2024)*, pages 7133–7140, 2024.
 - [6] Adrien Barbaresi. Trafilatura: A web scraping library and command-line tool for text discovery and extraction. In *Proceedings of the 59th Annual Meeting of the Association for Computational Linguistics and the 11th International Joint Conference on Natural Language Processing: System Demonstrations*, pages 122–131, 2021.
 - [7] Burton H. Bloom. Space/time trade-offs in hash coding with allowable errors. *Communications of the ACM*, 13(7):422–426, 1970. doi:10.1145/362686.362692.
 - [8] Andrei Broder. On the resemblance and containment of documents. In *Proceedings of the Compression and Complexity of Sequences 1997*, SEQUENCES ’97, pages 21–29, USA, 1997. IEEE Computer Society. doi:10.1109/SEQUEN.1997.666900.
 - [9] Isaac Caswell, Theresa Breiner, Daan van Esch, and Ankur Bapna. Language id in the wild: Unexpected challenges on the path to a thousand-language web text corpus. In *Proceedings of the 28th International Conference on Computational Linguistics*, pages 6588–6608, 2020.
 - [10] Moses S Charikar. Similarity estimation techniques from rounding algorithms. In *Proceedings of the thirty-fourth annual ACM symposium on Theory of computing*, pages 380–388, 2002.
 - [11] Together Computer. Redpajama: an open dataset for training large language models, October 2023. URL: <https://github.com/togethercomputer/RedPajama-Data>.
 - [12] Ona de Gibert, Graeme Nail, Nikolay Arefyev, Marta Bañón, Jelmer van der Linde, Shaoxiong Ji, Jaume Zaragoza-Bernabeu, Mikko Aulamo, Gema Ramírez-Sánchez, Andrey Kutuzov, Sampo Pyysalo, Stephan Oepen, and Jörg Tiedemann. A New Massive Multilingual Dataset for High-Performance Language Technologies. In *Proceedings of the 2024 Joint International Conference on Computational Linguistics, Language Resources and Evaluation (LREC-COLING 2024)*, pages 1116–1128, 2024.
 - [13] Jinlan Fu, See-Kiong Ng, Zhengbao Jiang, and Pengfei Liu. Gptscore: Evaluate as you desire. *arXiv preprint arXiv:2302.04166*, 2023.

- [14] Leo Gao, Stella Biderman, Sid Black, Laurence Golding, Travis Hoppe, Charles Foster, Jason Phang, Horace He, Anish Thite, Noa Nabeshima, Shawn Presser, and Connor Leahy. The Pile: An 800GB dataset of diverse text for language modeling. *CoRR*, abs/2101.00027, 2021. URL: <https://arxiv.org/abs/2101.00027>, [arXiv:2101.00027](https://arxiv.org/abs/2101.00027).
- [15] Aaron Gokaslan and Vanya Cohen. Openwebtext corpus. <http://Skylion007.github.io/OpenWebTextCorpus>, 2019.
- [16] Edouard Grave, Piotr Bojanowski, Prakhar Gupta, Armand Joulin, and Tomas Mikolov. Learning word vectors for 157 languages. *arXiv preprint arXiv:1802.06893*, 2018.
- [17] Suriya Gunasekar, Yi Zhang, Jyoti Aneja, Caio César Teodoro Mendes, Allie Del Giorno, Sivakanth Gopi, Mojan Javaheripi, Piero Kauffmann, Gustavo de Rosa, Olli Saarikivi, et al. Textbooks are all you need. *arXiv preprint arXiv:2306.11644*, 2023.
- [18] Ivan Habernal, Omnia Zayed, and Iryna Gurevych. C4corpus: Multilingual web-size corpus with free license. In Nicoletta Calzolari, Khalid Choukri, Thierry Declerck, Sara Goggi, Marko Grobelnik, Bente Maegaard, Joseph Mariani, Hélène Mazo, Asunción Moreno, Jan Odijk, and Stelios Piperidis, editors, *Proceedings of the Tenth International Conference on Language Resources and Evaluation LREC 2016, Portorož, Slovenia, May 23-28, 2016*. European Language Resources Association (ELRA), 2016. URL: <http://www.lrec-conf.org/proceedings/lrec2016/summaries/388.html>.
- [19] Mohammed Hassanin and Nour Moustafa. A comprehensive overview of large language models (llms) for cyber defences: Opportunities and directions. *CoRR*, abs/2405.14487, 2024. URL: <https://doi.org/10.48550/arXiv.2405.14487>, [arXiv:2405.14487](https://arxiv.org/abs/2405.14487), [doi:10.48550/ARXIV.2405.14487](https://doi.org/10.48550/ARXIV.2405.14487).
- [20] Kenneth Heafield. Kenlm: Faster and smaller language model queries. In *Proceedings of the sixth workshop on statistical machine translation*, pages 187–197, 2011.
- [21] Jordan Hoffmann, Sebastian Borgeaud, Arthur Mensch, Elena Buchatskaya, Trevor Cai, Eliza Rutherford, Diego de Las Casas, Lisa Anne Hendricks, Johannes Welbl, Aidan Clark, Tom Hennigan, Eric Noland, Katie Millican, George van den Driessche, Bogdan Damoc, Aurelia Guy, Simon Osindero, Karen Simonyan, Erich Elsen, Jack W. Rae, Oriol Vinyals, and Laurent Sifre. Training compute-optimal large language models. In *Proceedings of the 36th International Conference on Neural Information Processing Systems*, pages 30016–30030, 2022.
- [22] Ayyoob ImaniGooghari, Peiqin Lin, Amir Hossein Kargaran, Silvia Severini, Masoud Jalili Sabet, Nora Kassner, Chunlan Ma, Helmut Schmid, André Martins, François Yvon, and Hinrich Schütze. Glot500: Scaling multilingual corpora and language models to 500 languages. In *Proceedings of the 61st Annual Meeting of the Association for Computational Linguistics (Volume 1: Long Papers)*, pages 1082–1117, 2023.
- [23] ISO. Code for individual languages and language groups. Standard, International Organization for Standardization, 2023.
- [24] Tim Jansen, Yangling Tong, Victoria Zevallos, and Pedro Ortiz Suarez. Perplexed by quality: A perplexity-based method for adult and harmful content detection in multilingual heterogeneous web data. *arXiv preprint arXiv:2212.10440*, 2022.

- [25] Yacine Jernite, Huu Nguyen, Stella Biderman, Anna Rogers, Maraim Masoud, Valentin Danchev, Samson Tan, Alexandra Sasha Luccioni, Nishant Subramani, Isaac Johnson, Gerard Dupont, Jesse Dodge, Kyle Lo, Zeerak Talat, Dragomir Radev, Aaron Gokaslan, Somaieh Nikpoor, Peter Henderson, Rishi Bommasani, and Margaret Mitchell. Data governance in the age of large-scale data-driven language technology. In *Proceedings of the 2022 ACM Conference on Fairness, Accountability, and Transparency, FAccT '22*, pages 2206—2222, New York, NY, USA, 2022. Association for Computing Machinery. doi:[10.1145/3531146.3534637](https://doi.org/10.1145/3531146.3534637).
- [26] Armand Joulin, Edouard Grave, Piotr Bojanowski, Matthijs Douze, H erve J egou, and Tomas Mikolov. Fasttext.zip: Compressing text classification models. *arXiv preprint arXiv:1612.03651*, 2016.
- [27] Armand Joulin, Edouard Grave, Piotr Bojanowski, and Tomas Mikolov. Bag of tricks for efficient text classification. *arXiv preprint arXiv:1607.01759*, 2016.
- [28] Tom Kocmi and Christian Federmann. Large language models are state-of-the-art evaluators of translation quality. *arXiv preprint arXiv:2302.14520*, 2023.
- [29] Taku Kudo. Subword regularization: Improving neural network translation models with multiple subword candidates. *arXiv preprint arXiv:1804.10959*, 2018.
- [30] Sneha Kudugunta, Isaac Caswell, Biao Zhang, Xavier Garcia, Derrick Xin, Aditya Kusupati, Romi Stella, Ankur Bapna, and Orhan Firat. Madlad-400: A multilingual and document-level large audited dataset. *Advances in Neural Information Processing Systems*, 36, 2024.
- [31] Varun Kumar, Ashutosh Choudhary, and Eunah Cho. Data augmentation using pre-trained transformer models. In William M. Campbell, Alex Waibel, Dilek Hakkani-Tur, Timothy J. Hazen, Kevin Kilgour, Eunah Cho, Varun Kumar, and Hadrien Glaude, editors, *Proceedings of the 2nd Workshop on Life-long Learning for Spoken Language Systems*, pages 18–26, Suzhou, China, December 2020. Association for Computational Linguistics. URL: <https://aclanthology.org/2020.lifelongnlp-1.3>.
- [32] Hugo Lauren on, Lucile Saulnier, Thomas Wang, Christopher Akiki, Albert Villanova del Moral, Teven Le Scao, Leandro Von Werra, Chenghao Mou, Eduardo Gonz alez Ponferrada, Huu Nguyen, J org Frohberg, Mario  a sko, Quentin Lhoest, Angelina McMillan-Major, Gerard Dupont, Stella Biderman, Anna Rogers, Loubna Ben allal, Francesco De Toni, Giada Pistilli, Olivier Nguyen, Somaieh Nikpoor, Maraim Masoud, Pierre Colombo, Javier de la Rosa, Paulo Villegas, Tristan Thrush, Shayne Longpre, Sebastian Nagel, Leon Weber, Manuel Mu oz, Jian Zhu, Daniel Van Strien, Zaid Alyafeai, Khalid Almubarak, Minh Chien Vu, Itziar Gonzalez-Dios, Aitor Soroa, Kyle Lo, Manan Dey, Pedro Ortiz Suarez, Aaron Gokaslan, Shamik Bose, David Adelani, Long Phan, Hieu Tran, Ian Yu, Suhas Pai, Jenny Chim, Violette Lepercq, Suzana Ilic, Margaret Mitchell, Sasha Alexandra Luccioni, and Yacine Jernite. The BigScience ROOTS Corpus: A 1.6TB Composite Multilingual Dataset. *Advances in Neural Information Processing Systems*, 35:31809–31826, 2022.
- [33] Katherine Lee, Daphne Ippolito, Andrew Nystrom, Chiyuan Zhang, Douglas Eck, Chris Callison-Burch, and Nicholas Carlini. Deduplicating Training Data Makes Language Models Better. In *Proceedings of the 60th Annual Meeting of the Association for Computational Linguistics (Volume 1: Long Papers)*, pages 8424–8445, 2022.

- [34] Johannes Leveling, Lennard Helmer, Benny Stein, Dennis Wegener, Zoha Sheikh, Elanton Fernandes, and Hammam Abdelwahab. Evaluation of Document Deduplication Algorithms for Large Text Corpora (to appear). In *International Conference on Machine Learning, Optimization, and Data Science*. Springer Nature Switzerland, 2024.
- [35] Udi Manber and Gene Myers. Suffix arrays: A new method for on-line string searches. *SIAM Journal on Computing*, 22(5):935–948, 1993. doi:[10.1137/0222058](https://doi.org/10.1137/0222058).
- [36] Gurmeet Singh Manku, Arvind Jain, and Anish Das Sarma. Detecting near-duplicates for web crawling. In *Proceedings of the 16th international conference on World Wide Web*, pages 141–150, 2007.
- [37] OpenGPT-X. Progress report: Towards european llms, October 2024. doi:[10.5281/zenodo.13866365](https://doi.org/10.5281/zenodo.13866365).
- [38] Pedro Javier Ortiz Suárez, Laurent Romary, and Benoît Sagot. A monolingual approach to contextualized word embeddings for mid-resource languages. In Dan Jurafsky, Joyce Chai, Natalie Schluter, and Joel Tetreault, editors, *Proceedings of the 58th Annual Meeting of the Association for Computational Linguistics*, pages 1703–1714, Online, July 2020. Association for Computational Linguistics. URL: <https://aclanthology.org/2020.acl-main.156>, doi: [10.18653/v1/2020.acl-main.156](https://doi.org/10.18653/v1/2020.acl-main.156).
- [39] Guilherme Penedo, Hynek Kydlíček, Loubna Ben allal, Anton Lozhkov, Margaret Mitchell, Colin Raffel, Leandro Von Werra, and Thomas Wolf. The FineWeb Datasets: Decanting the Web for the Finest Text Data at Scale. *arXiv preprint arXiv:2406.17557*, 2024. arXiv: [2406.17557](https://arxiv.org/abs/2406.17557), doi:[10.48550/arXiv.2406.17557](https://doi.org/10.48550/arXiv.2406.17557).
- [40] Guilherme Penedo, Quentin Malartic, Daniel Hesslow, Ruxandra Cojocaru, Alessandro CapPELLI, Hamza Alobeidli, Baptiste Pannier, Ebtesam Almazrouei, and Julien Launay. The refinedweb dataset for falcon llm: outperforming curated corpora with web data, and web data only. *arXiv preprint arXiv:2306.01116*, 2023.
- [41] Alec Radford, Jeffrey Wu, Rewon Child, David Luan, Dario Amodei, Ilya Sutskever, et al. Language models are unsupervised multitask learners. *OpenAI blog*, 1(8), 2019. URL: <https://insightcivic.s3.us-east-1.amazonaws.com/language-models.pdf>.
- [42] Colin Raffel, Noam Shazeer, Adam Roberts, Katherine Lee, Sharan Narang, Michael Matena, Yanqi Zhou, Wei Li, and Peter J Liu. Exploring the limits of transfer learning with a unified text-to-text transformer. *Journal of machine learning research*, 21(140):1–67, 2020.
- [43] Oshani Seneviratne, Lalana Kagal, and Tim Berners-Lee. Policy-aware content reuse on the web. In Abraham Bernstein, David R. Karger, Tom Heath, Lee Feigenbaum, Diana Maynard, Enrico Motta, and Krishnaprasad Thirunarayan, editors, *The Semantic Web - ISWC 2009, 8th International Semantic Web Conference, ISWC 2009, Chantilly, VA, USA, October 25-29, 2009. Proceedings*, volume 5823 of *Lecture Notes in Computer Science*, pages 553–568. Springer, 2009. doi:[10.1007/978-3-642-04930-9_35](https://doi.org/10.1007/978-3-642-04930-9_35).
- [44] Luca Soldaini, Rodney Kinney, Akshita Bhagia, Dustin Schwenk, David Atkinson, Russell Authur, Ben Bogin, Khyathi Chandu, Jennifer Dumas, Yanai Elazar, et al. Dolma: An open corpus of three trillion tokens for language model pretraining research. *arXiv preprint arXiv:2402.00159*, 2024.

- [45] Jiaan Wang, Yunlong Liang, Fandong Meng, Zengkui Sun, Haoxiang Shi, Zhixu Li, Jinan Xu, Jianfeng Qu, and Jie Zhou. Is chatgpt a good nlg evaluator? a preliminary study. *arXiv preprint arXiv:2303.04048*, 2023.
- [46] Weizhi Wang, Khalil Mrini, Linjie Yang, Sateesh Kumar, Yu Tian, Xifeng Yan, and Heng Wang. Finetuned multimodal language models are high-quality image-text data filters. *arXiv preprint arXiv:2403.02677*, 2024.
- [47] Guillaume Wenzek, Marie-Anne Lachaux, Alexis Conneau, Vishrav Chaudhary, Francisco Guzmán, Armand Joulin, and Edouard Grave. CCNet: Extracting high quality monolingual datasets from web crawl data. *arXiv preprint arXiv:1911.00359*, 2019.
- [48] Linting Xue, Noah Constant, Adam Roberts, Mihir Kale, Rami Al-Rfou, Aditya Siddhant, Aditya Barua, and Colin Raffel. mt5: A massively multilingual pre-trained text-to-text transformer. In *NAACL 2021*, 2021.
- [49] Kang Min Yoo, Dongju Park, Jaewook Kang, Sang-Woo Lee, and Woomyoung Park. GPT3Mix: Leveraging large-scale language models for text augmentation. In Marie-Francine Moens, Xuanjing Huang, Lucia Specia, and Scott Wen-tau Yih, editors, *Findings of the Association for Computational Linguistics: EMNLP 2021*, pages 2225–2239, Punta Cana, Dominican Republic, November 2021. Association for Computational Linguistics. URL: <https://aclanthology.org/2021.findings-emnlp.192>, doi:10.18653/v1/2021.findings-emnlp.192.

Appendix

8.1 Dataset

Monolingual Dataset	Text Extraction	Language Identification	Filtering	Deduplication
C4 [42]	CC (WARC)	langdetect (≥ 0.99)	Non-language, outliers, LID	3-sentence spans
The Pile [14]	jusText	pycld2, fastText	LID	MinHashLSH
RefinedWeb [40]	trafilatura	fastText	LID, DW / LW heuristics	MinHashLSH, token matching, URL deduplication
Dolma [44]	CC (WARC)	fastText (≥ 0.5)	LID, DW / L, Toxic content	URL matching, raw doc match, Bloom filter
FineWeb [39]	trafilatura	fastText	DW / LW heuristics	MinHash
Multilingual Dataset	Text Extraction	Language Identification	Filtering	Deduplication
CCNet [47]	WET	fastText (≥ 0.5)	Perplexity filtering, LID	PW SHA-1
mC4 [48]	CC (WARC)	cld3	C4, 3 lines of 200+ characters	3-sentence spans
OSCAR 22.01 [2]	WET	fastText (≥ 0.8)	LW LID, WD Unicode rules, UT1 blocklist	Line-wise deduplication (English only)
BigScience ROOTS [32]	Custom extractor	Manual (by data source)	Word frequency heuristics	SimHash, substring deduplication
Glot500 [22]	Custom crawling	Manual (by data source)	Language-script matching, BigScience ROOTS rules	Sentences
RedPajama-v2 [11]	WET	fastText	Classifier, heuristic filtering	DW Bloom filter
MADLAD-400 [30]	Unknown	Semi-supervised LID	Prefiltering similar to C4	LW deduplication
HPLIT [12]	warctext	CLD2, fastText	Two-stage LID, dictionary spell check	DW MinHash

Table 3: This table summarizes the text extraction, language identification, filtering, and deduplication methods used across various large-scale datasets discussed in the related work section (Section 2). It provides a comparison of the approaches taken for both monolingual and multilingual datasets, illustrating the diversity of tools and techniques employed in the preprocessing of data for language model training. Abbreviations: DW = Document-wise, LW = Line-wise, PW = Paragraph-wise, LID = Language Identification.

8.2 Metadata Content Example

```
{
  "meta": {
    "url": "https://en.wikipedia.org/wiki/Organic%20Chemistry/Cover",
    "title": "Organic Chemistry/Cover",
    "docid": "wikimedia/wikibooks/enwikibooks-20240401",
    "language": "en",
    "language_score": 1.0,
    "download_data": "2024-04-01",
  }
  "text": "Welcome to the world's foremost open contentOrganic
          Chemistry Textbookon the web!\n\n
          The Study of Organic Chemistry[...]",
}
```

8.3 Curated Data

8.3.1 Filtering

The correlation between the percentage filtered and the total number of words in a dataset was relatively low at $r = 0.26$ ($p = 0.022$), suggesting only a weak relationship. Similarly, a slightly stronger correlation was observed between the percentage filtered and the number of documents, at $r = 0.33$ ($p = 0.003$), indicating that datasets with more documents tend to require somewhat more filtering, but the relationship is still far from definitive.

We also examined the impact of format on filtering, but found no significant correlation ($r = 0.03$, $p = 0.79$). However, when considering the language of the dataset, we found a more notable correlation ($r = 0.37$, $p = 0.001$), hinting that certain languages may be more prone to needing extensive filtering, possibly due to differences in data quality or availability across languages.

Finally, domain showed no significant correlation with the percentage of data filtered ($r = -0.004$, $p = 0.97$).

These results suggest that filtering operates somewhat independently from these broader dataset characteristics. Language differences, in particular, seem to warrant more focused attention in future analyses, as they exhibit a stronger connection to filtering needs compared to other factors.

8.3.2 List of Curated Datasets

The complete list of curated dataset is presented in Table 4 (next page).

Table 4: This table provides an overview of various multilingual datasets utilized in OpenGPT-X project. Each entry begins with the **Corpus ID** of the dataset and a link to its project page. The **Language/s** column specifies the languages included within each dataset (see Section 5.1). The **Format** of the datasets is also noted, indicating the file type, such as TXT, JSON, or XML. The **License** column outlines the legal terms governing the use of each dataset, for uncommon licenses a link is provided. The **Domain** column reflects the specific field or subject area that the dataset pertains to, such as Law, Math, or Medical. The **# Docs** column presents the total number of documents contained in each dataset, while the **# Words** column conveys the total word count in thousand. Finally, the **% Filtered** (Filt.) column indicates the percentage of documents that have been filtered out during preprocessing.

Corpus ID	Language/s	Format	License	Domain	#Docs	#Words	% Filt.
eu_admin	EU24	TXT	CC BY-NC 3.0	Law & Admin.	435.318	1.079	0%
ampsmath_khan	EN	JSON / TXT	MIT	Math	102.985	12.081	0%
ampsmath_mathematica	EN	JSON / TXT	MIT	Math	4.824.189	232.502	0%
cdrs_bt	DE	TXT	CC0 1.0	Law & Admin.	124.487	515.053	8%
ce_bag	DE	TXT	CC0 1.0	Law & Admin.	5.290	18.487	0%
ce_bfh	DE	TXT	CC0 1.0	Law & Admin.	10.310	22.635	0%
ce_bgh	DE	TXT	CC0 1.0	Law & Admin.	71.976	104.002	0%
ce_bpatg	DE	TXT	CC0 1.0	Law & Admin.	30.772	66.029	0%
ce_bverfg	DE	TXT	CC0 1.0	Law & Admin.	8.449	20.679	0%
ce_bverwg	DE	TXT	CC0 1.0	Law & Admin.	27.099	49.664	0%
cpp_bt	DE	TXT	CC0 1.0	Law & Admin.	4.087	235.502	0%
gaois_corpus	GA	XML / TMX	CC BY 4.0	Law & Admin.	2	2.168	0%
cd_icj	EN, FR	TXT	CC0 1.0	Law & Admin.	4.565	25.979	0%
cd_pcij	EN	TXT	CC0 1.0	Law & Admin.	518	2.117	0%
dagw	DA	TXT	CC BY 4.0	Web	285.634	922.700	5%
dta	DE	TXT	CC BY-SA 4.0	Books	5.305	197.339	0%
dcep	EU24	TXT	EUPL	Law & Admin.	1.227.996	1.117	5%
medi_notice	DE, FR, IT	TSV	CC BY SA	Medical	22.219	52.068	0%
enc2021	EU24	VERT	CC BY-NC 4.0	Web	4.361.539	1.004	5%
estonian_reference_corpus	ET	XML	CC BY-NC [†]	Web	17.892	227.978	0%
emea	EU24	TXT	CC BY 4.0	Medical	17.960	152.252	4%
europarl	EU24	XML	CC0 1.0 [†]	Law & Admin.	63.937	660.716	0%
eurlex	EU24	JSONL	CC BY 4.0	Law & Admin.	4.463.480	13.235	8%
ecb_corpus	EU24	XML	CC0	Finance	19	53.894	0%
fi_news	FI	CSV	MIT	News	69.413	3.650	62% ²⁷
german_legal_cases	DE	JSONL	CC0 1.0 [†]	Law & Admin.	249.240	749.060	0%
german_political_speeches	DE	XML	CC BY-SA 4.0	Law & Admin.	6.659	11.366	0%
greek_legal_code	EL	JSONL	CC BY 4.0	Law & Admin.	40.929	28.791	1%
irish_legislation	GA	XML / TMX	CC BY 4.0	Law & Admin.	12	29.136	0%
kleine_anfragen	DE	SQL	ODbL 1.0	Law & Admin.	3.401.475	6.151	18% ²⁸
korpus_malti	MA	JSONL	CC BY-NC-SA	Web	103.874	276.204	11% ²⁹
legal_mc4	EU24	JSONL	CC BY 4.0	Law & Admin.	4.853.498	13.892	1%
marcell	BG, HR, HU, RO, SL, SK, PL	CONLLUP / TXT	CC0 1.0	Law & Admin.	280.629	373.283	5%

²⁷Very short documents (headlines)

²⁸Noise from PDF conversion.

²⁹Noisy data and short document.

Table 4 continued from previous page

Corpus ID	Language/s	Format	License	Domain	#Docs	#Words	% Filt.
macocu	EU24	XML	CC0 1.0	Web	79.164.225	27.930	12% ³⁰
multi_un	EU24	XML	CC BY-NC [†]	Law & Admin.	262.391	1.096	0%
multi_eurlex	EU24	JSONL	CC BY-NC-SA 4.0	Law & Admin.	1.038.305	1.184	1%
medical_t5	DE, EN, ES, FR	JSON	Apache-2.0	Medical	94.269	90.741	1%
ncc	NO	JSON	Various ³¹	Knowledge Base	1.241.694	2.920	60% ³²
openlegaldata	DE	JSONL	CC0 1.0	Law & Admin.	103.870	363.962	0%
opensubtitles2018	EU24	XML	CC BY-NC [†]	Culture	2.257.513	1.398	22% ³³
open_web_math	EN	Parquet	ODC-By 1.0	Math	5.956.611	7.378	2%
paixa	IT	TXT / XML	CC BY-NC-SA 3.0	Web	318.730	207.382	7%
parlamint	EU24	XML / TEI	CC BY	Law & Admin.	40.995	1.095	3%
pes2o	EN	JSONL	ODC-By 1.0	Academic	38.958.175	42.172	0%
pile_v2_freelawopinions	EN	JSONL	CC BY-ND 4.0	Law & Admin.	4.410.012	10.408	0%
pile_hackernews	EN	JSONL	CC BY-NC	Web	331.205	246.149	1%
pile_nih_exporter	EN	JSONL	CC0 1.0	Medical	930.048	307.055	0%
pile_openwebtext2	EN	JSONL	MIT [†]	Books	15.752.217	10.633	1%
pile_v2_philarchive	EN	JSONL	Various ³⁴	Academic	40.344	487.032	1%
pile_pmc_abstracts	EN	JSONL	Various ³⁵	Medical	15.476.085	3.173	0%
pile_pmc_extracts	EN	JSONL	Various ³⁶	Medical	2.808.849	12.113	1%
ppc	PL	XML	CC BY 4.0	Law & Admin.	38.304	472.193	1%
principle_ga	TXT	GA, EN	CC BY 4.0	Law & Admin.	11	25.776.098	3%
projekt_gutenberg	EU24	TXT	Custom Licence	Books	60.912	3.374	1%
proof_pile	EN	JSONL	Apache-2.0	Math	2.128.218	4.495	0%
rp_arxiv	EN	JSONL	Apache-2.0	Academic	1.503.469	10.202	3%
setimes_corpus	BG, BS, EL, EN, HR, MK, RO, SQ	TXT	CC BY-SA 3.0	News	246.206	69.279	7%
seimas	EN, LT	XML / TMX	CC BY 4.0	Law & Admin.	3540	47.319	0%
sk_court_decisions	SVK	JSONL	CC0 1.0 [†]	Law & Admin.	1.647.736	2.174	74% ³⁷
slwac	SL	CONLLU	CC BY-SA 4.0	Web	1.484.546	953.803	16% ³⁸
spanish_legal_corpora	ES	TXT	CC BY 4.0	Law & Admin.	15	1.383.749	0%
rp_stackexchange	EN	JSONL	CC BY-SA 4.0	Forum	23.909.364	7.311	19% ³⁹
starcoder_data	XX	JSONL	Various ⁴⁰	Source Code	206.634.734	73.064	0%
swiss_judgment_prediction	DE, FR	JSONL	CC BY-SA 4.0	Law & Admin.	262.789	144.599	0%

³⁰Short documents.³¹The ncc corpus includes the following licenses : NLOD 2.0, CC0 1.0, CC BY-NC 2.0, CC BY-SA 3.0³²Short documents.³³Noisy documents.³⁴This Pile part is extracted from [ArXiv](#) where the author can decide between a [variety of licenses](#).³⁵This Pile part is extracted from [PubMed](#) where the author can decide between a [variety of licenses](#).³⁶This Pile part is extracted from [PubMed](#) where the author can decide between a [variety of licenses](#).³⁷Noisy documenta and conversion errors.³⁸Low language score due to similar languages.³⁹Short documents.⁴⁰The Stack is a collection of source code from repositories with various licenses. Any use of all or part of the code gathered in The Stack must abide by the terms of the original licenses, including attribution clauses when relevant.

Table 4 continued from previous page

Corpus ID	Language/s	Format	License	Domain	#Docs	#Words	% Filt.
swiss_legislation_corpus	DE, FR	TXT	CC BY-SA	Law & Admin.	2	10.407	0%
swiss_policy_documents	DE, FR, IT	PARQUET	CC BY 4.0	Law & Admin.	417.923	561.574	0%
wacky	EN, DE, IT	TXT	CC BY-NC-SA 4.0	Web	8.571.072	6.440	0%
wikihow	EN	CSV	CC BY-NC-SA	Knowledge Base	210.526	109.611	0%
wikibooks	EU24	XML	CC BY-SA 4.0	Books	190.332	168.473	6%
wikinews	EU24	XML	CC BY 2.5	News	197.265	46.936	3%
wikipedia	EU24	XML	CC BY-SA 4.0	Knowledge Base	26.175.600	11.382	6%
wikiquote	EU24	XML	CC BY-SA 4.0	Recreation	208.881	146.497	2%
wikisource	EU24	XML	CC BY-SA 4.0	Books	428.157	798.322	7%
wikivoyage	EU24	XML	CC BY-SA 4.0	Culture	71.905	66.278	4%
wikiversity	EU24	XML	CC BY-SA 4.0	Books	61.397	65.482	0%