

Eco-driving Incentive Mechanisms for Mitigating Emissions in Urban Transportation

M. Umar B. Niazi, Jung-Hoon Cho, Munther A. Dahleh, Roy Dong, and Cathy Wu

Abstract—This paper proposes incentive mechanisms that promote eco-driving in transportation networks with the overarching objective of minimizing emissions. The transportation system operator provides the drivers with energy-efficient driving guidance throughout their trips, and their eco-driving levels are measured by how closely they follow this guidance via vehicle telematics. Drivers choose their eco-driving levels to optimize a combination of their travel times and their emissions. To obtain optimal budget allocation and recommendations for the incentive mechanism, the system operator gathers drivers’ preferences, or types, to assess each driver’s trip urgency and natural willingness to eco-drive. In a setting where drivers truthfully report their types, we introduce the first-best incentive mechanism and show that the obedience condition holds (i.e., drivers find it optimal to comply with the system operator’s recommendations) when the recommended eco-driving profile constitutes a Nash equilibrium. Moreover, in a setting where drivers can strategically report their types, we introduce the second-best incentive mechanism and show that the proposed mechanism is incentive-compatible (i.e., drivers find it optimal to be truthful). Under this mechanism, we also show that all equilibrium outcomes are at least as good as the recommended eco-driving profile in terms of the system operator’s objective. Overall, this work offers a framework for designing eco-driving incentive mechanisms while considering both the strategic behavior of individual drivers and the network effects of collective decision-making.

Index Terms—Incentive design, eco-driving, urban transportation, Nash equilibrium, obedience, incentive compatibility.

I. INTRODUCTION

The transportation sector is a major contributor to climate change, accounting for a significant portion – between a quarter and a third – of global greenhouse gas emissions. Urban transportation, in particular, is a growing threat, contributing substantially to these emissions and increasing at

an alarming rate of 2-3% annually, [1], despite the rise of electric vehicles. This necessitates immediate action regarding financial investments and the adoption of readily available solutions for sustainable transportation.

Numerous strategies have been employed to improve fuel efficiency and decrease emissions in on-road vehicles. While advancements in engine technology, electrification, and autonomous vehicles hold promise for sustainable transportation, these solutions require significant time and investment. Presently, even electric vehicles rely on an energy grid and raw materials that may not be entirely emissions-free and/or sustainable. Therefore, under these circumstances, eco-driving stands out as an immediate, cost-effective, and highly efficient means of reducing emissions from urban road transportation [2]. Research has consistently demonstrated that eco-driving practices can yield substantial reductions in vehicle emissions, ranging from 10% to as high as 45% [3]. These findings emphasize the significant role that eco-driving can play in addressing the urgent challenge of climate change.

Eco-driving comprises techniques that improve fuel efficiency, which is akin to minimizing emissions [4], by optimizing vehicle operation and driver behavior. These techniques include smoother acceleration, no idling, and maintaining a steady speed. Eco-driving results in lower emissions by circumventing energy losses due to inefficient vehicle operation.

While eco-driving offers significant environmental benefits, it can sometimes lead to longer travel times. This can be a barrier for some drivers to adopt eco-driving because of prioritizing shorter travel times over lower emissions. Therefore, transportation system operators (TSOs) need to consider implementing incentive mechanisms that reward drivers for adopting eco-driving practices. These eco-driving incentive mechanisms (EDIMs) not only encourage drivers to choose eco-friendly driving styles but also contribute to achieving the overall emission reduction goals in transportation networks.

A considerable amount of evidence supports the effectiveness of incentive mechanisms in promoting eco-driving. For instance, [5] observed a reduction of over 10% in fuel consumption and emissions after monetary incentives were introduced to bus drivers for eco-driving. Remarkably, they found out that the cost savings in fuel exceeded the incentives provided to drivers, showing the profitability of EDIMs for bus companies. Comparable results were obtained by [6] and [7] where heavy-duty vehicle drivers were incentivized by logistic companies. Furthermore, behavioral studies, such as [8] and [9], demonstrate that monetary incentives are more effective in changing driver behavior than merely providing informational indicators for eco-driving through in-vehicle

M. U. B. Niazi is with the Laboratory for Information and Decision Systems, Department of Electrical Engineering and Computer Science, Massachusetts Institute of Technology, Cambridge, MA 02139, USA, and with the Division of Decision and Control Systems, Digital Futures, KTH Royal Institute of Technology, SE-100 44 Stockholm, Sweden. Emails: niazi@mit.edu, mubniazi@kth.se

J.-H. Cho and C. Wu are with the Laboratory for Information and Decision Systems, Department of Civil and Environmental Engineering, Massachusetts Institute of Technology, Cambridge, MA 02139, USA. Email: jhooncho@mit.edu, cathywu@mit.edu

M. A. Dahleh is with the Laboratory for Information and Decision Systems, Department of Electrical Engineering and Computer Science, Massachusetts Institute of Technology, Cambridge, MA 02139, USA. Email: dahleh@mit.edu

R. Dong is with the Department of Industrial and Enterprise Systems Engineering, University of Illinois at Urbana-Champaign, Urbana, IL 61801, USA. Email: roydong@illinois.edu

This work was partially supported by the European Union’s Horizon Research and Innovation Programme under Marie Skłodowska-Curie grant agreement No. 101062523, the National Science Foundation (NSF) under grant number 2149548, and the Kwanjeong scholarship.

interfaces. Nevertheless, the incentive mechanisms presented in this body of literature are overly simplistic and do not cater to various driver types with differing preferences.

To address the variability in driver preferences, our previous work [10] introduced a simulation-assisted EDIM with the overarching goal of reducing emissions in an urban transportation network. After gathering private information from the drivers about their trips and preferences, the TSO computes feasible eco-driving strategies for each driver that minimize the overall emissions of the network subject to budget and obedience constraints. Such an EDIM allows the TSO to provide personalized incentives and eco-driving recommendations to the drivers. This approach is unique in its integration of a traffic simulator into the incentive mechanism, enabling the system operator to predict traffic conditions and compute corresponding eco-driving recommendations and incentives that can potentially reduce emissions. However, the approach presented in [10] does not account for the interactions between the drivers when they eco-drive in a transportation network. In reality, the driving policy of each driver impacts the traffic around her, influencing the driving policies of other drivers, and vice versa. Such an interaction is natural because the drivers usually aim to conform with the surrounding traffic [11]–[13]. Moreover, [10] assumes that drivers provide true information about their preferences, which may not hold when they are strategic and aim to maximize their incentive.

In the present paper, we design EDIMs for promoting eco-driving by considering two key challenges: i) interactions between the drivers who share routes, and ii) drivers may provide strategically manipulated data to the TSO to maximize their incentives. The incentive mechanism induces an eco-driving game where drivers choose eco-driving levels that minimize a combination of their travel times and emissions, and maximize their respective incentives. Under the assumption that drivers are truthful or the TSO knows the types of drivers, we design a first-best EDIM that minimizes the overall emissions by incentivizing drivers subject to budget and obedience constraints. The first-best EDIM implements the recommended eco-driving levels at a Nash equilibrium, which is shown to satisfy the obedience constraint, where the drivers find it optimal to comply with the recommended eco-driving levels provided by the TSO. When drivers strategically report their types, we design a second-best EDIM that, in addition to budget and obedience constraints, also satisfies the incentive compatibility constraint, where the drivers find it optimal to report their types truthfully.

We show that the first-best EDIM is implemented in Nash equilibrium in the sense that the recommended eco-driving profile constitutes a Nash equilibrium of the induced eco-driving game. While the first-best EDIM theoretically achieves lower emissions than the second-best, it is impractical due to its vulnerability to strategic reporting of types. In contrast, the second-best EDIM is robust to strategic manipulation and guarantees that all equilibrium outcomes are at least as good as the recommended eco-driving profile.

The paper is organized as follows. Section II describes the model of an eco-driving incentive mechanism. Section III and Section IV propose first-best and second-best EDIMs

under truthful and strategic reporting, respectively. Section V presents numerical simulations showing the effect of misreporting and the total incentive budget on eco-driving and emissions. Finally, Section VI presents the concluding remarks.

Notations.: The set of non-negative and positive real numbers is denoted as \mathbb{R}_+ and \mathbb{R}_+^* , respectively. Given a vector $v \in \mathbb{R}^n$, we denote $v = (v_1, \dots, v_n) := (v_i, v_{-i})$, where v_i is the i -th element of v and $v_{-i} := (v_1, \dots, v_{i-1}, v_{i+1}, \dots, v_n)$. The transpose of v is denoted as v^\top . Let $\mathcal{I} \subseteq \{1, \dots, n\}$, then $v_{\mathcal{I}} = (v_j)_{j \in \mathcal{I}}$. The interior of a closed set $S \subset \mathbb{R}^n$ is denoted by $\text{int}(S)$. Given sets S_1, \dots, S_n , their Cartesian product is given by $S = \prod_{j=1}^n S_j$, and define $S_{-i} := \prod_{j \neq i} S_j$. Given a differentiable function $f : \mathbb{R}^n \rightarrow \mathbb{R}$, we denote its partial derivative with respect to v_i as $D_{v_i} f(v)$ and its gradient $\nabla_v f(v) = (D_{v_1} f(v), \dots, D_{v_n} f(v))$, where $v \in \mathbb{R}^n$. Given $a \in \mathbb{R}$, we denote $|a|_+ := \max(0, a)$.

II. MODEL OF ECO-DRIVING INCENTIVE MECHANISM

This section explores the decision-making process that drivers utilize for selecting their eco-driving policies. We first describe how drivers adopt eco-driving policies and how these choices affect their neighboring drivers. When drivers share a route, their choices regarding eco-driving policies can influence each other's emissions and travel time. We describe a driver's decision model as one that optimizes a combination of her¹ emissions and her travel time. We also model the incentive given by the TSO to each driver and how it shapes her decision model. An incentive mechanism for eco-driving is described by a pair of recommendations and incentives to the drivers. The mechanism induces a game between the drivers where, given the incentives, they choose a Nash equilibrium profile for their eco-driving levels. Finally, we describe the obedience constraint of the incentive mechanism that guarantees driver compliance with the recommended eco-driving levels.

A. Eco-driving Policy and Interactions

Consider a set of drivers $\mathcal{N} = \{1, \dots, n\}$ in an urban transportation network $\mathcal{G} = (\mathcal{I}, \mathcal{L})$, where \mathcal{I} is the set of intersections and $\mathcal{L} \subseteq \mathcal{I} \times \mathcal{I}$ is the set of links/roads. Each driver i chooses a route $\mathcal{R}_i = \{o_i, \dots, d_i\}$ to drive between her origin $o_i \in \mathcal{L}$ and her destination $d_i \in \mathcal{L}$, where $d_i \neq o_i$. We say that drivers i and j interact with each other if their routes contain at least one common road, i.e., $\mathcal{R}_i \cap \mathcal{R}_j \neq \emptyset$.

The driving policy adopted by driver i , for $i \in \mathcal{N}$, on her route \mathcal{R}_i is mapped to an eco-driving level $a_i \in A_i = [0, 1]$. Knowing the vehicle types, origins, destinations, and routes of drivers, the TSO uses some digital platform to provide each driver with a personalized eco-driving guidance that results in minimal emissions on her travel journey. If driver i fully complies with this eco-driving guidance, then we say that her eco-driving level is $a_i = 1$. Deviations from this eco-driving guidance results in an eco-driving level $a_i < 1$. A driver may be inclined to deviate from this eco-driving guidance to, for instance, reduce her travel time. Thus, each driver adopts a driving policy that finds an optimal trade-off between her

¹We will refer to a driver by she/her and the TSO by he/him.

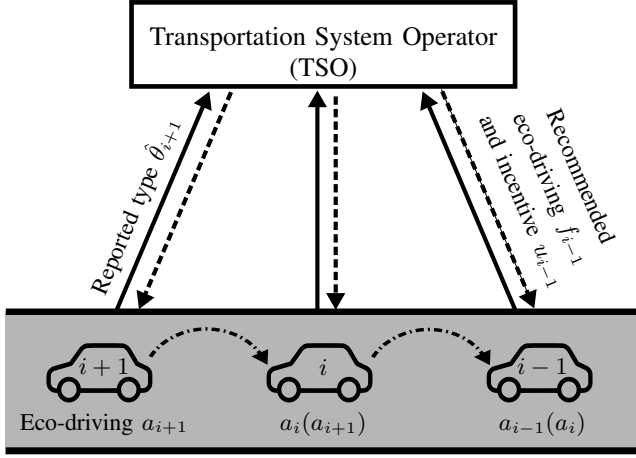


Fig. 1: Interactions between the TSO and the drivers in an EDIM, and among the drivers when they eco-drive.

emissions and travel time. This decision model of drivers will be formalized in Section II-C.

Remark 1. A wealth of research exists on designing controllers for fuel-efficient or eco-friendly driving [14]–[16]. These studies span signalized intersections [4], [17], [18] and extend to connected vehicles [19], [20] and even urban transportation networks [21], all considering varying traffic conditions. This research primarily focuses on eco-driving for autonomous vehicles, which by virtue of being “autonomous” can perfectly comply with the eco-driving policies computed by on-board controllers. However, human drivers may not comply with the eco-driving guidance because of the misalignment of their objectives with the TSO. The objective of the TSO is to minimize the overall emissions of the network, whereas, in addition to minimizing emissions or fuel consumption, the objectives of human drivers also include minimizing their travel time. This misalignment of objectives motivates the need for incentives that encourage drivers to comply with the eco-driving guidance provided by the TSO. \diamond

B. Emissions and Travel Time

We assume a monitoring phase comprising multiple trips of the drivers in the past where the TSO uses vehicle telematics to collect data related to the driving behavior of each driver $i \in \mathcal{N}$. This also includes interactions between drivers based on their daily routes and how different eco-driving policies of drivers affect their emissions and travel times. In an urban setting, collecting this data is meaningful to estimate the emissions and travel time of drivers as functions of their eco-driving levels because of the periodic patterns in the traffic state during weekdays. For instance, drivers drive between their homes and workplaces during certain hours of the weekdays. In this paper, we assume that the TSO has already collected this data, allowing him to estimate the functions of (the economic cost of) emissions $x_i : A \rightarrow X_i$ and (the economic cost of) travel time $y_i : A \rightarrow Y_i$ for each driver $i \in \mathcal{N}$, where $A = \prod_{j=1}^n A_j$ and $X_i, Y_i \subset \mathbb{R}_+^*$. That is, the functions x_i and y_i are known by the TSO for every

$i \in \mathcal{N}$. We also make assumptions on the functional class of emissions and travel time.

Assumption 1. For every $i \in \mathcal{N}$ and $a_{-i} \in A_{-i}$, the emissions $x_i : A \rightarrow X_i$ and the travel time $y_i : A \rightarrow Y_i$ are convex and differentiable functions with respect to their i -th argument $a_i \in A_i$. \lrcorner

Let \mathcal{N}_i denote the set of drivers with whom i interacts, i.e.,

$$\mathcal{N}_i = \{j \in \mathcal{N} \setminus \{i\} : \mathcal{R}_i \cap \mathcal{R}_j \neq \emptyset\}$$

is the set of drivers whose routes share at least one road with the route of i . Then, for every $i \in \mathcal{N}$, the emissions x_i and the travel time y_i are functions of the driving policy of i and the driving policies of \mathcal{N}_i . In reality, the emissions $x_i(a_i, a_{-i}) := x_i(a_i, a_{\mathcal{N}_i})$ and the travel time $y_i(a_i, a_{-i}) := y_i(a_i, a_{\mathcal{N}_i})$, where $a_{\mathcal{N}_i} = (a_j)_{j \in \mathcal{N}_i}$. However, for simplicity and to avoid clutter, we keep the notation $x_i(a_i, a_{-i})$ and $y_i(a_i, a_{-i})$ which is, for good reasons, quite prevalent in game theory literature.

Assumption 2. For every $a_{-i} \in A_{-i}$, $x_i(a_i, a_{-i})$ is non-increasing with respect to $a_i \in A_i$. \lrcorner

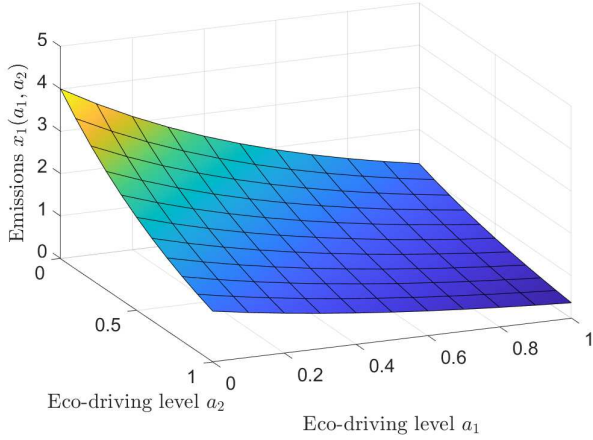
Assumption 2 considers full compliance with the eco-driving guidance provided by the TSO, i.e., eco-driving level $a_i = 1$, as the most energy-efficient policy that results in minimal emissions. That is, given $a_{-i} \in A_{-i}$, $x_i(1, a_{-i}) \leq x_i(a_i, a_{-i})$ for every $a_i \in A_i = [0, 1]$. In fact, for every $a_i, \hat{a}_i \in A_i$ with $\hat{a}_i \geq a_i$, we have $x_i(\hat{a}_i, a_{-i}) \leq x_i(a_i, a_{-i})$. Moreover, due to Assumption 1, we have $D_{a_i} x_i(\hat{a}_i, a_{-i}) \geq D_{a_i} x_i(a_i, a_{-i})$ for $\hat{a}_i \geq a_i$.

Remark 2. Our assumption that the TSO knows emission and travel time functions beforehand is justified. In fact, advances in telematics technology can provide the data required for accurate estimation of these functions. For instance, [22] developed a deep learning method using telematics data to precisely estimate vehicle emissions within a transportation network. Similarly, [23] and [24] use GPS data of vehicles to predict travel times with high accuracy. Even in vehicles without traditional telematics, smartphone-based telematics [25] offers a viable solution for estimating both emissions and travel times. The reader is further referred to [26] for a survey on learning from telematics car driving data. Using the past telematics data, one can also estimate for each driver i , a joint and marginal probability density functions of her emissions and the eco-driving levels of drivers $j \in \mathcal{N}_i$, and of her travel time and the eco-driving levels of drivers $j \in \mathcal{N}_i$. The emissions function $x_i(a_i, a_{-i})$ and travel time function $y_i(a_i, a_{-i})$ can then be defined as the conditional expectations with respect to these probability density functions. \diamond

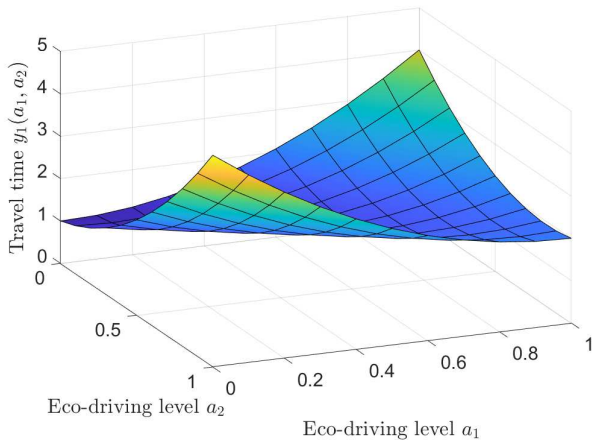
Example 1. Consider n drivers in a transportation network who interact with each other according to a weighted interaction matrix $W = [w_{ij}]_{i,j=1,\dots,n}$, where $w_{ij} \in [0, 1]$ is the weight with which the eco-driving level a_j of driver j influences the emissions and travel time of driver i in expectation along her route \mathcal{R}_i . Suppose $w_{ii} = 1$.

Suppose the emission function of each driver i is given by

$$x_i(a_i, a_{-i}) = \bar{x}_i \alpha_i^{a_i + \sum_{j \in \mathcal{N}_i} w_{ij} a_j} \quad (1)$$



(a) Emissions of driver 1 as a function of her eco-driving level a_1 and driver 2's eco-driving level a_2 .



(b) Travel time of driver 1 as a function of her eco-driving level a_1 and driver 2's eco-driving level a_2 .

Fig. 2: Emission and travel time functions.

where $\alpha_i \in (0, 1)$, and $\bar{x}_i \in \mathbb{R}_+^*$ is the maximum emissions when $a = 0_n$. Clearly, for every $a_{-i} \in A_{-i}$, the emission function in (1) is convex, differentiable, and decreasing in a_i . According to this function, driver i can always decrease her emissions by complying more with the eco-driving guidance as shown in Fig. 2a, where, for illustrative purposes, the number of drivers is assumed to be $n = 2$. Moreover, it also captures the effect of interactions between the drivers. When the values of a_{-i} are higher, the emissions $x_i(a_i, a_{-i})$ of driver i are lower for $a_i \in A_i$. This is reasonable because if all vehicles around driver i are eco-driving, then driver i can reduce more emissions by choosing the same level of eco-driving without causing disruptions in the eco-friendly traffic flow. Less disruptions in the traffic flow results in a smoother traffic, which in general decreases the overall emissions of the transportation network.

Suppose the travel time function of each driver i is given

by

$$y_i(a_i, a_{-i}) = \beta_i \left(a_i - \frac{\sum_{j \in \mathcal{N}_i} w_{ij} a_j}{\sum_{j \in \mathcal{N}_i} w_{ij}} \right)^2 + \gamma_i \sum_{j \in \mathcal{N}_i} w_{ij} a_j + \underline{y}_i \quad (2)$$

where $\beta_i, \gamma_i \in \mathbb{R}_+$, and $\underline{y}_i \in \mathbb{R}_+^*$ is the minimum travel time when $a = 0_n$. For every $a_{-i} \in A_{-i}$, the travel time function in (2) is convex and differentiable with respect to a_i . According to this function, illustrated in Fig. 2b, driver i can minimize her travel time by choosing her eco-driving level a_i equal to the weighted average of the eco-driving levels of the interacting drivers $j \in \mathcal{N}_i$. Given $a_{-i} \in A_{-i}$, the minimum travel time of i is equal to $\gamma_i \sum_{j \neq i} w_{ij} a_j + \underline{y}_i$. It implies that when the drivers around i have higher eco-driving levels, i will in general incur larger travel times unless she also keeps her eco-driving level higher. This is reasonable because if all vehicles around driver i are eco-driving, it may confine i to drive slowly, which results in increased travel times. \diamond

C. Decision Model of Drivers

In the absence of incentives under nominal conditions, we assume that each driver i chooses an eco-driving level that minimizes her nominal cost $c_i : A \times \Theta_i \rightarrow \mathbb{R}$ given by

$$c_i(a_i, a_{-i}, \theta_i) = \theta_i x_i(a_i, a_{-i}) + (1 - \theta_i) y_i(a_i, a_{-i}) \quad (3)$$

where $\theta_i \in \Theta_i = [0, 1]$ is the *type* of driver i that determines the relative importance she places on reducing her emissions over reducing her travel time. Let $\Theta = \prod_{j=1}^n \Theta_j$ be the type space of all drivers.

Remark 3. Since drivers can easily observe time to destination through navigation apps like Google maps, it is natural to assume that they choose a driving policy that only optimizes their travel time. However, the decision model of drivers considered in (3) assumes that drivers optimize a combination of both emissions and travel time unless $\theta_i = 1$ or $\theta_i = 0$. This model is valid because many newer vehicles offer a fuel economy estimation feature on the dashboard that displays the number of kilometers/miles per unit of fuel² (liter/gallon for combustion engine vehicles and kWh for electric vehicles) based on the style with which the vehicle is being driven. Fuel economy feature provides valuable feedback to the driver – essentially showing how far the car could travel on a single unit of fuel if driven in the same manner as currently. Using this feature, drivers become aware of their fuel consumption and adopt driving policies that increase their fuel economy or, equivalently, decrease their emissions [27]. \diamond

The task of the TSO is to design an incentive rate function $u : \Theta \rightarrow U$, where $u_i(\theta) \in U_i = \mathbb{R}_+$ and $U = \prod_{j=1}^n U_j$, for persuading the drivers to increase their eco-driving levels. This incentive transforms the nominal cost of driver i to an incentivized cost $\ell_i : A \times \Theta_i \times U_i \rightarrow \mathbb{R}$, which is given by

$$\ell_i(a_i, a_{-i}, \theta_i, u_i) = c_i(a_i, a_{-i}, \theta_i) - u_i a_i \quad (4)$$

²The fuel economy feature in some vehicles display the amount of fuel per unit distance (e.g., liters/gallons per 100 kilometers/miles) which is better in terms of representing the economic cost of emissions. See "Accuracy of in-dash fuel estimates" by American Automobile Association, July 2021, for more details.

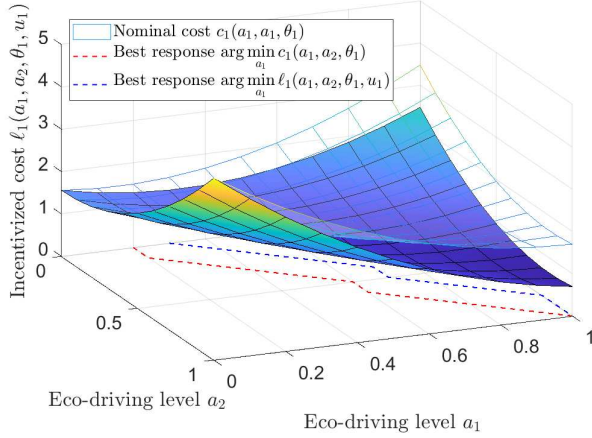


Fig. 3: Nominal and incentivized costs of driver 1 as functions of her eco-driving level a_1 and driver 2's eco-driving level a_2 .

where c_i is given in (3) and $u_i a_i$ is the total incentive received by driver i for choosing an eco-driving level a_i .

We consider traffic conditions in the network where eco-driving leads to extended travel times. For instance, maintaining a smooth, consistent speed can reduce emissions but could take longer compared to more aggressive driving with frequent accelerations [28]. To incentivize eco-friendly driving, the TSO compensates drivers for any additional travel time incurred. It is important to remark that there could be other scenarios, e.g., eco-driving near signalized intersections [4], [17], [18], where eco-driving lowers both the travel time and emissions. However, in these scenarios, drivers do not need incentives to eco-drive according to the emissions-travel time trade-off model considered in (3) and (4).

Example 2. Continuing with Example 1, we now illustrate how the incentive shapes the cost function of a driver under the emission and travel time functions given by (1) and (2), respectively. Let the number of drivers $n = 2$. Then, Fig. 3 compares the incentivized cost with the nominal cost, illustrating that, for every $\theta_i \in \Theta$ and $u_i \in U_i$, the incentivized cost is not worse than the nominal cost for every $(a_i, a_{-i}) \in A$. This is because the incentive is always non-negative, i.e., $U_i = \mathbb{R}_+$. The figure also plots the best response of driver 1 as a function of the eco-driving level a_2 of driver 2 under both nominal and incentivized cost. It shows that with a small positive incentive $u_1 > 0$, the optimal eco-driving level under the incentivized cost, which is shown in blue dashed line, shift towards higher values as compared to the optimal under the nominal cost, which is shown in red dashed line. \diamond

D. Eco-driving Game induced by EDIM

The eco-driving incentive mechanism (EDIM) is denoted by (f, u) , where $f : \Theta \rightarrow A$ is the eco-driving recommendation function that the TSO wants the drivers to comply with, and $u : \Theta \rightarrow U$ is the incentive function that the TSO proposes to the drivers for eco-driving. The vector $f(\theta) = (f_1(\theta), \dots, f_n(\theta)) \in A$ is interpreted as the recommended minimum eco-driving levels for the drivers and

the vector $u(\theta) = (u_1(\theta), \dots, u_n(\theta)) \in U$ as the incentive rates allocated for the drivers. Driver i is said to comply with the recommendation $f_i(\theta)$ when she chooses her eco-driving level $a_i \geq f_i(\theta)$, for which she receives the incentive amount equal to $u_i(\theta)a_i$.

Remark 4. In the incentive design literature, f is also known as the *social choice function*. Moreover, when the true types of the drivers are known, the outcome $(f(\theta), u(\theta))$ implemented by the incentive mechanism is called the *first-best solution*, which will be the focus of Section III. When the true types are unknown, the implemented outcome is called the *second-best solution*, which will be the focus of Section IV. \diamond

By (ℓ_1, \dots, ℓ_n) , we denote the *eco-driving game (EDG)* between n drivers induced by the EDIM (f, u) . In this game, given the incentive $u_i(\theta)$, each driver i optimizes her eco-driving level $a_i \in A_i$ on the route \mathcal{R}_i , respectively, depending on the eco-driving levels of interacting drivers $j \in \mathcal{N}_i$.

Definition 1. The eco-driving profile $a^* = (a_1^*, \dots, a_n^*)$ is a *Nash equilibrium* of the induced EDG (ℓ_1, \dots, ℓ_n) if for a given $\theta \in \Theta$ and $u \in U$,

$$\ell_i(a_i^*, a_{-i}^*, \theta_i, u_i) \leq \ell_i(a_i, a_{-i}^*, \theta_i, u_i), \quad \forall i \in \mathcal{N}, \forall a_i \in A_i \quad (5)$$

where ℓ_i is the incentivized cost given in (4). \lrcorner

That is, at the Nash equilibrium, no driver can benefit from unilaterally deviating from their equilibrium eco-driving level a_i^* . Because of Assumption 1, the existence of a Nash equilibrium is guaranteed by Debreu [29], which is restated as follows.

Lemma 1. Let Assumption 1 hold. Then, the eco-driving game (ℓ_1, \dots, ℓ_n) admits a Nash equilibrium. \lrcorner

Although Lemma 1 (see a proof in Appendix A) guarantees the existence of a Nash equilibrium, it may not be unique. The uniqueness of a Nash equilibrium is guaranteed by the so-called diagonally strict convexity condition by Rosen [30], which can be interpreted as the monotonicity of the vector of gradients of the cost functions ℓ_i with respect to a_i , for every $i \in \mathcal{N}$. This condition is satisfied if the emission x_i and travel time y_i are strictly convex functions, e.g., (1) and (2).

E. Obedience

We determine the proper incentive $u_i(\theta)$ that ensures that the driver complies with the recommendation $f_i(\theta)$ by choosing $a_i \geq f_i(\theta)$. That is, for every $i \in \mathcal{N}$, $u_i(\theta) \in U_i$ is such that it is in the best interest of driver i to comply with the recommended eco-driving level $f_i(\theta) \in A_i$.

Definition 2. The EDIM (f, u) is said to be *obedient* if for every $i \in \mathcal{N}$ and every $\theta_i \in \Theta_i$,

$$\begin{aligned} c_i(f(\theta), \theta_i) - u_i(\theta)f_i(\theta) \\ \leq c_i(a_i, f_{-i}(\theta), \theta_i) - u_i(\theta)a_i, \quad \forall a_i < f_i(\theta). \end{aligned} \quad (6)$$

The above inequality (6) relates to the compliance of drivers with the EDIM's recommendation $f(\theta)$. In the eco-driving

setting, the EDIM incentivizes drivers to choose their eco-driving levels at least as high as the recommended levels. That is, for every $\theta_i \in \Theta_i$, an obedient mechanism (f, u) ensures that it is in the best interest of each driver i to comply with the recommended eco-driving level $f_i(\theta) \in A_i$, i.e., it is optimal for i to choose her eco-driving level $a_i \geq f_i(\theta)$, given that all other drivers also comply minimally, i.e., $a_{-i} = f_{-i}(\theta)$. This notion of obedience is similar to a Nash equilibrium of an EDG, where one has that, given all other drivers choose the recommended eco-driving level $a_{-i} = f_{-i}(\theta)$, it is in the best interest of driver i to also choose $a_i = f_i(\theta)$.

Proposition 1. The EDIM (f, u) is obedient if and only if, for every $i \in \mathcal{N}$ and every $\theta_i \in \Theta_i$,

$$u_i(\theta) \geq \theta_i \xi_i(a_i, f(\theta)) + (1 - \theta_i) \tau_i(a_i, f(\theta)) \quad \forall a_i < f_i(\theta) \quad (7)$$

where

$$\xi_i(a_i, f(\theta)) := \frac{x_i(f(\theta)) - x_i(a_i, f_{-i}(\theta))}{f_i(\theta) - a_i} \quad (8a)$$

$$\tau_i(a_i, f(\theta)) := \frac{y_i(f(\theta)) - y_i(a_i, f_{-i}(\theta))}{f_i(\theta) - a_i}. \quad (8b)$$

⌋

Since $x_i(a_i, a_{-i})$ is non-increasing in a_i (Assumption 2), we have that $\xi_i(a_i, f(\theta)) \leq 0$ for every $a_i < f_i(\theta)$. Therefore, the characterization (7) of obedience, proven in Appendix B, provides an appropriate amount of incentive for driver i to ensure her compliance. That is, the minimum amount of incentive that ensures compliance/obedience of driver i should be larger than the maximum of the weighted sum (according to θ_i) of the rate at which i can increase her emissions $\xi_i(a_i, f(\theta))$ and the rate at which i can decrease her travel time $\tau_i(a_i, f(\theta))$ by not complying.

III. FIRST-BEST ECO-DRIVING INCENTIVE MECHANISM

The first-best optimal EDIM is the mechanism that achieves the best outcome when the TSO has perfect knowledge of the drivers' types [31]. To achieve this, we assume that the drivers truthfully report their types to the TSO. Then, the goal of the TSO is to minimize the overall emissions by recommending a minimum level of eco-driving $f_1(\theta) \in A_1, \dots, f_n(\theta) \in A_n$ and respectively allocating the incentives $u_1(\theta) \in U_1, \dots, u_n(\theta) \in U_n$ to the drivers. In this section, we show that the first-best EDIM, which is implemented in Nash equilibrium, is obedient and can be equivalently formulated as a constrained optimization problem.

A. Obedience under Nash Equilibrium

Observe that the condition of obedience is naturally satisfied when the EDIM (f, u) implements the recommendation function $f : \Theta \rightarrow A$ in Nash equilibrium, i.e., there exists a Nash equilibrium $a^* \in A$ of the induced EDG (ℓ_1, \dots, ℓ_n) such that $f(\theta) = a^*$.

Lemma 2. If the EDIM (f, u) implements $f : \Theta \rightarrow A$ in Nash equilibrium, then it is obedient. ⌋

Notice that the implication does not hold in the other direction. That is, there could be obedient EDIMs (f, u) that may not implement f in Nash equilibrium. However, in light of Lemma 2, whose proof is provided in Appendix C, it is reasonable to design EDIMs that implement the eco-driving recommendation function f in Nash equilibrium.

When the types $\theta_1, \dots, \theta_n$ are known or reported truthfully, the TSO can use them to implement the EDIM (f, u) , which is given by

$$\text{minimize } \sum_{i=1}^n x_i(f) \quad \text{subject to} \quad (9a)$$

$$f \in \{a^* \in A : \forall i \in \mathcal{N}, a_i^* \in \arg \min_{a_i \in A_i} \ell_i(a_i, a_{-i}^*, \theta_i, u_i)\} \quad (9b)$$

$$u \in \{\hat{u} \in U : \sum_{i=1}^n \hat{u}_i \leq b\} \quad (9c)$$

where $b \in \mathbb{R}_+$ is the total budget of the TSO. Notice that for a fixed $\theta \in \Theta$ and $u : \Theta \rightarrow U$, the right-hand side of (9b) denotes the set of Nash equilibria.

Even if the existence of a Nash equilibrium is guaranteed by Lemma 1, computing a Nash equilibrium profile for a continuous game (ℓ_1, \dots, ℓ_n) is a challenging problem. Ratliff et al. [32] present a gradient-based algorithm that converge to a local Nash equilibrium, which is a weaker notion than the Nash equilibrium. Mertikopoulos and Staudigl in [33], [34] provide a multi-agent online learning algorithm that converges to a Nash equilibrium under a variational condition on the cost functions. Toonsi and Shamma [35] provide different conditions under which distributed gradient-based algorithms with higher-order dynamics can converge to a Nash equilibrium. However, in the incentive mechanism (9), the TSO can induce any Nash equilibrium by allocating incentives $u_1(\theta), \dots, u_n(\theta)$ to drivers subject to the budget constraint (9c). Therefore, in this case, the TSO does not need to compute a Nash equilibrium; rather, he chooses one and implements it. In other words, any recommendation $f(\theta)$ can be implemented as Nash equilibrium by appropriately incentivizing drivers subject to the budget constraint.

B. Implementation in Nash Equilibrium

As shown in Lemma 2, when the recommendation $f(\theta)$ is a Nash equilibrium of the induced EDG (ℓ_1, \dots, ℓ_n) , then the EDIM (f, u) is obedient. In other words, it is in the best interest of each driver i to comply with the recommended eco-driving level by choosing $a_i \geq f_i(\theta)$ when other drivers choose $a_j = f_j(\theta)$ for all $j \in \mathcal{N} \setminus \{i\}$. Therefore, we explore the implementation of EDIM in Nash equilibrium through appropriately choosing the incentives.

When the drivers truthfully report their types $\theta \in \Theta$, the mechanism (f, u) given by (9) is well-posed and it implements the eco-driving recommendation function $f : \Theta \rightarrow A$ in Nash equilibrium. To be precise, subject to Assumption 1, Lemma 1 proves the existence of a Nash equilibrium of the induced EDG

(ℓ_1, \dots, ℓ_n) . Fix $u : \Theta \rightarrow U$ such that (9c) is satisfied. Define $A^* \subseteq A$ as

$$A^* := \{a^* \in A : \forall i \in \mathcal{N}, a_i^* \in \arg \min_{a_i \in A_i} \ell_i(a_i, a_{-i}^*, \theta_i, u_i)\}. \quad (10)$$

Then, for every $a^* \in A^*$, we have for every $i \in \mathcal{N}$,

$$\ell_i(a_i^*, a_{-i}^*, \theta_i, u_i) \leq \ell_i(a_i, a_{-i}^*, \theta_i, u_i), \quad \forall a_i \in A_i.$$

Therefore, A^* is a set of all Nash equilibria of the induced game (ℓ_1, \dots, ℓ_n) . Finally, from (9b), we have that there exists a Nash equilibrium $a^* \in A^*$ of the induced game (ℓ_1, \dots, ℓ_n) such that $f(\theta) = a^*$.

C. Equivalent Formulation

If the incentivized cost ℓ_i of each driver is convex and differentiable in her own decision variable a_i , then a Nash equilibrium of EDG (ℓ_1, \dots, ℓ_n) exists and the TSO can implement the EDIM (f, u) in Nash equilibrium provided that he knows the true types of the drivers. The question that remains is which Nash equilibrium should the TSO implement and how to solve (9). To answer the first question, the TSO should choose the Nash equilibrium that minimizes the overall emissions of the transportation network subject to the budget constraint, i.e., the Nash equilibrium that fits his objective. To answer the second question, first notice that solving (9) directly is challenging because it is a bilevel optimization problem. However, we observe that (9) admits an equivalent formulation as a constrained optimization problem.

Theorem 1. Let Assumption 1 and Assumption 2 hold and suppose the drivers truthfully report their types $\theta \in \Theta$. Then, the incentive mechanism (f, u) given in (9) can be equivalently formulated as follows:

$$f(\theta) \in \arg \min_{a \in A} \sum_{i=1}^n x_i(a) \quad (11a)$$

$$\text{subject to } \sum_{i=1}^n |D_{a_i} c_i(a, \theta_i)|_+ \leq b \quad (11b)$$

and for every $i \in \mathcal{N}$,

$$u_i(\theta) = |D_{a_i} c_i(f(\theta), \theta_i)|_+. \quad (12)$$

Proof. Define $A^* \subseteq A$ as in (10). Then, we prove the result by showing that (9b), $f(\theta) \in A^*$, is equivalent to choosing the incentive $u_i(\theta) = |D_{a_i} c_i(f(\theta), \theta_i)|_+$ for every $i \in \mathcal{N}$. This converts the bilevel optimization problem (9) to a constrained optimization problem (11).

First, we address a degenerate case where $D_{a_i}(a_i, f_{-i}(\theta), \theta_i) \leq 0$ for every $a_i \in \text{int}(A_i)$. Notice that by Assumption 1, the nominal cost $c_i(a_i, a_{-i}, \theta_i)$ is convex and differentiable with respect to $a_i \in A_i$. Therefore, for every $a_{-i} \in A_{-i}$ and $a_i, \hat{a}_i \in A_i$ such that $a_i \geq \hat{a}_i$, we have that $D_{a_i} c_i(a_i, a_{-i}, \theta_i) \geq D_{a_i} c_i(\hat{a}_i, a_{-i}, \theta_i)$. Thus, if $D_{a_i} c_i(a_i, a_{-i}, \theta_i) \leq 0$ for $a_i \rightarrow 1^-$, then $a_i = 1$ is the minimizing solution to $\ell_i(a_i, a_{-i}, \theta_i, u_i)$ for any $u_i \in U_i$. In such a case, opting for eco-driving level $a_i = 1$ is the optimal choice for driver i and the TSO does not need to incentivize her, i.e., $u_i(\theta) = 0$. Moreover, we have $f_i(\theta) = 1$

because, by Assumption 2, the emission function $x_i(a_i, a_{-i})$ is non-increasing in a_i , i.e., $x_i(1, a_{-i}) \leq x_i(a_i, a_{-i})$ for every $a_i \in A_i = [0, 1]$.

In the remaining proof, we consider the case where $D_{a_i} c_i(a_i, f_{-i}(\theta), \theta_i) > 0$ for some $a_i \in A_i$.

Let $f(\theta) \in A^*$, then for every $i \in \mathcal{N}$,

$$\ell_i(f(\theta), \theta_i, u_i) \leq \ell_i(a_i, f_{-i}(\theta), \theta_i, u_i), \quad \forall a_i \in A_i.$$

Since ℓ_i is convex and differentiable in a_i , the stationarity condition $D_{a_i} \ell_i(f_i(\theta), f_{-i}(\theta), \theta_i, u_i) = 0$ is sufficient for showing $f_i(\theta)$ is the minimum given that $a_{-i} = f_{-i}(\theta)$. That is,

$$D_{a_i} c_i(f_i(\theta), f_{-i}(\theta), \theta_i) - u_i(\theta) = 0$$

which gives (12). Now, to prove the other direction, let (12) hold. Then, for every $i \in \mathcal{N}$, the stationarity condition $D_{a_i} \ell_i(a_i, f_{-i}(\theta), \theta_i, u_i) = 0$ holds if $a_i = f_i(\theta)$. Therefore, $f(\theta) \in A^*$. \square

The equivalent formulation (11) and (12) of the incentive mechanism (9) reiterates our claim that the TSO can implement any recommendation that minimizes the overall emissions as a Nash equilibrium provided that he has a sufficient budget to allocate to the drivers. That is, the recommended eco-driving levels $f(\theta)$ minimize the overall emissions subject to the budget constraint.

Remark 5. Although Lemma 2 has already shown that implementing EDIM in Nash equilibrium ensures obedience, we further emphasize this by showing that the incentive $u_i(\theta)$ chosen as in (12) satisfies the obedience condition (7). For every $i \in \mathcal{N}$, $\theta \in \Theta$, and $a_i \geq f_i(\theta)$, it holds that

$$\begin{aligned} u_i(\theta) &= |D_{a_i} c_i(f(\theta), \theta_i)|_+ \\ &\geq D_{a_i} c_i(f(\theta), \theta_i) \\ &\geq \theta_i \xi_i(a_i, f(\theta)) + (1 - \theta_i) \tau_i(a_i, f(\theta)) \end{aligned}$$

where ξ_i and τ_i are given in (8) and the last step in the above inequality is due to the convexity of the nominal cost c_i (Assumption 1), i.e., $D_{a_i} c_i(f_i(\theta), f_{-i}(\theta), \theta_i) \geq D_{a_i} c_i(a_i, f_{-i}(\theta), \theta_i)$ for every $a_i < f_i(\theta)$. \diamond

IV. SECOND-BEST ECO-DRIVING INCENTIVE MECHANISM

In this section, we consider the case when the drivers strategically report their types to the TSO. The TSO elicits the types from each driver i who strategically reports $\hat{\theta}_i \in \Theta_i$. The report $\hat{\theta}_i$ is strategic, and may not be equal to the true type θ_i , because driver i aims to minimize her incentivized cost ℓ_i by maximizing her incentive $u_i(\hat{\theta}_i, \theta_{-i})$.

A. Incentive Compatibility

To make the EDIM (f, u) resilient to strategic reporting of types, another goal of the TSO, in addition to minimizing emissions, is to design the eco-driving recommendation function $f : \Theta \rightarrow A$ and the incentive function $u : \Theta \rightarrow U$ such that the drivers do not gain anything by reporting their types untruthfully. That is, reporting $\hat{\theta}_i = \theta_i$ minimizes their incentivized cost $\ell_i(f(\hat{\theta}_i, \theta_{-i}), \theta_i, u_i(\hat{\theta}_i, \theta_{-i}))$ under the EDIM (f, u) . Consideration of this additional requirement,

known as incentive compatibility or the truthfulness constraint, renders the EDIM to be second-best optimal.

Definition 3. The EDIM (f, u) is called *incentive compatible* if, for every $i \in \mathcal{N}$ and every $\theta_i, \hat{\theta}_i \in \Theta_i$, the incentivized cost $\ell_i(f(\theta), \theta_i, u_i(\theta)) = c_i(f(\theta), \theta_i) - u_i(\theta)f_i(\theta)$ given in (4) satisfies

$$\begin{aligned} & c_i(f(\theta_i, \theta_{-i}), \theta_i) - u_i(\theta_i, \theta_{-i})f_i(\theta_i, \theta_{-i}) \\ & \leq c_i(f(\hat{\theta}_i, \theta_{-i}), \theta_i) - u_i(\hat{\theta}_i, \theta_{-i})f_i(\hat{\theta}_i, \theta_{-i}). \end{aligned} \quad (13)$$

The version of incentive compatibility defined above states that, for all drivers $i \in \mathcal{N}$ and all type profiles $(\theta_i, \theta_{-i}) \in \Theta$, whenever other drivers report their types truthfully, it is in the best interest of driver i to also report her type truthfully. Under this notion of incentive compatibility, known as ex-post incentive compatibility, reporting truthfully is a Nash equilibrium of a type-reporting game induced by the EDIM (f, u) in which each driver reports $\hat{\theta}_i \in \Theta_i$ to the TSO to minimize her nominal cost c_i while maximizing her incentive $u_i f_i$.

Proposition 2. Let Assumption 1 hold. Then, the eco-driving incentive mechanism (f, u) is incentive compatible if and only if, for every $i \in \mathcal{N}$, $\ell_i(f(\theta), \theta_i, u_i)$ is concave with respect to θ_i and, for every $\theta_i \in \Theta_i$ and every $\theta_{-i} \in \Theta_{-i}$,

$$D_{\theta_i} \ell_i(f(\theta_i, \theta_{-i}), \theta_i, u_i) = x_i(f(\theta_i, \theta_{-i})) - y_i(f(\theta_i, \theta_{-i})). \quad (14)$$

Proposition 2, proved in Appendix D, has several implications in terms of designing an incentive compatible EDIM. An immediate consequence of (14) is that the following differential equation must be satisfied:

$$D_{\theta_i} (u_i(\theta) \cdot f_i(\theta)) = \theta_i \nabla_f x_i^T D_{\theta_i} f(\theta) + (1 - \theta_i) \nabla_f y_i^T D_{\theta_i} f(\theta).$$

It can be observed that if the incentive u_i and the recommendation f do not depend on the reported type $\hat{\theta}_i$, for every $i \in \mathcal{N}$, then the above equation holds.

B. Implementable Mechanism

When the drivers report their types strategically, then the EDIM (f, u) is said to be *implementable* if it is incentive compatible and obedient. Consider an EDIM (f, u) , which will be referred to as second-best, where

$$f \in \arg \min_{a \in A} \sum_{i=1}^n x_i(a) \quad (15a)$$

$$\text{subject to } \sum_{i=1}^n |D_{a_i} y_i(a_i, a_{-i})|_+ \leq b \quad (15b)$$

and for every $i \in \mathcal{N}$,

$$u_i = |D_{a_i} y_i(f_i, f_{-i})|_+. \quad (16)$$

Theorem 2. Let Assumption 1 and Assumption 2 hold. Then, the EDIM given by (15)-(16) is obedient and incentive compatible.

Proof. Firstly, we show that choosing the incentive as in (16) satisfies the condition of obedience (7). For every $a_i < f_i(\theta)$, it holds that

$$\begin{aligned} u_i &= |D_{a_i} y_i(f)|_+ \geq D_{a_i} y_i(f) \\ &\stackrel{(a)}{\geq} \tau_i(a_i, f(\theta)) \\ &\stackrel{(b)}{\geq} (1 - \theta_i) \tau_i(a_i, f(\theta)) \\ &\stackrel{(c)}{\geq} \theta_i \xi_i(a_i, f(\theta)) + (1 - \theta_i) \tau_i(a_i, f(\theta)) \end{aligned}$$

where ξ_i and τ_i are given in (8), and (a) is because of the convexity of y_i with respect to a_i , (b) is because $\theta_i \in [0, 1]$, and (c) is because of Assumption 2 which implies $\xi_i(a_i, f(\theta)) \leq 0$ for every $a_i < f_i(\theta)$.

Secondly, we show that the EDIM (15)-(16) is incentive compatible by showing that the conditions of Proposition 2 hold. Notice that (15) and (16) do not depend on θ_i . Thus, $D_{\theta_i} u_i(\theta) = 0$ and $D_{\theta_i} f(\theta) = 0_n$, implying

$$\begin{aligned} D_{\theta_i} \ell_i(f, \theta_i, u_i) &= x_i(f) + \theta_i \nabla_f x_i^T D_{\theta_i} f - y_i(f) \\ &\quad + (1 - \theta_i) \nabla_f y_i^T D_{\theta_i} f - D_{\theta_i} (u_i \cdot f_i) \\ &= x_i(f) - y_i(f). \end{aligned}$$

Moreover, $\ell_i(f, \theta_i, u_i) = \theta_i x_i(f) + (1 - \theta_i) y_i(f) - u_i f_i$ is linear in θ_i , thus it is concave. This concludes the proof. \square

Under the first-best EDIM, each driver is compensated according to the rate of increase in her cost c_i at the recommendation $f \in A$. This is because the drivers are assumed to report truthfully, which allows the TSO to compute $D_{a_i} c_i(f(\theta), \theta_i)$. The second-best EDIM, assuming that drivers report strategically, compensates each driver according to the rate of increase in her travel time y_i at the recommendation $f \in A$. The incentive in the second-best EDIM is larger than the incentive in the first-best EDIM, i.e., for every $a \in A$, $i \in \mathcal{N}$, and $\theta_i \in \Theta_i$,

$$\begin{aligned} |D_{a_i} y_i(a)|_+ &\geq (1 - \theta_i) |D_{a_i} y_i(a)|_+ \\ &= \theta_i |D_{a_i} x_i(a)|_+ + (1 - \theta_i) |D_{a_i} y_i(a)|_+ \\ &\geq |D_{a_i} c_i(a, \theta_i)|_+ \end{aligned}$$

where we used $D_{a_i} x_i(a) \leq 0$ because of Assumption 2.

From the discussion above, it might appear that enforcing incentive compatibility constraint comes at a cost. That is, given a fixed total budget $b \in \mathbb{R}_+$, one may argue that the TSO can achieve higher eco-driving levels in the first-best EDIM than in the second-best EDIM. However, this holds only when the drivers report truthfully. When the drivers report strategically, the first-best EDIM may not be obedient anymore, and the drivers may find lower eco-driving levels than the recommended f to be optimal at an equilibrium. Consequently, the first-best EDIM can result in higher overall emissions compared to the second-best under strategic reporting.

Another observation is that the second-best EDIM (15)-(16) does not implement f at a Nash equilibrium in a sense that $a = f$ is not a Nash equilibrium. However, since the second-best EDIM is obedient and the EDG it induces has a Nash equilibrium (Lemma 1), we have that all the Nash equilibria are above the recommendation f . That is, for every

$a^* \in A^*$, where A^* is a set of Nash equilibria given by (10), it holds that $a_i^* \geq f_i$ for every $i \in \mathcal{N}$. Therefore, the second-best EDIM implements f is a Nash equilibrium if we refine the definition of implementation in Nash equilibrium. Under such definition, the mechanism guarantees that any equilibrium action profile will result in eco-driving levels at least as high as the recommended levels $f \in A$.

V. NUMERICAL SIMULATIONS

This section compares first-best and second-best eco-driving incentive mechanisms. While the first-best EDIM achieves lower emissions than the second-best when drivers report their types truthfully, it is shown to violate the obedience constraint even when a single driver misreports her type. Moreover, under the first-best EDIM, it is optimal for drivers to misreport their types because their recommendations and incentives depends on their respective reported types. Conversely, the second-best EDIM is both obedient and incentive compatible, where not only drivers comply with the recommended eco-driving levels but also find it optimal to truthfully report their types. Nevertheless, the second-best mechanism results in higher overall emissions compared to the first-best when only one driver misreports her type. We demonstrate that this emission gap diminishes as the total budget of the TSO increases.

A. Simulation Setup

We consider the number of drivers $n = 10$ with emission and travel time functions defined in (1) and (2), respectively. In these functions, each interaction weight w_{ij} , for every $i, j \in \mathcal{N}$ and $j \neq i$, is chosen to be 0 with probability 0.5 and uniformly randomly in $[0, 1]$ with probability 0.5. Denoting $\mathcal{U}[a, b]$ to be the uniform distribution over $[a, b]$, for some real numbers $a \leq b$, we choose $\alpha_i \sim \mathcal{U}[0.6, 0.8]$, $\beta_i \sim \mathcal{U}[2, 3]$, and $\gamma_i \sim \mathcal{U}[3, 4]$ for every $i \in \mathcal{N}$. Moreover, we consider $\bar{x}_i = 4$ and $y_i = 1$, for every $i \in \mathcal{N}$.

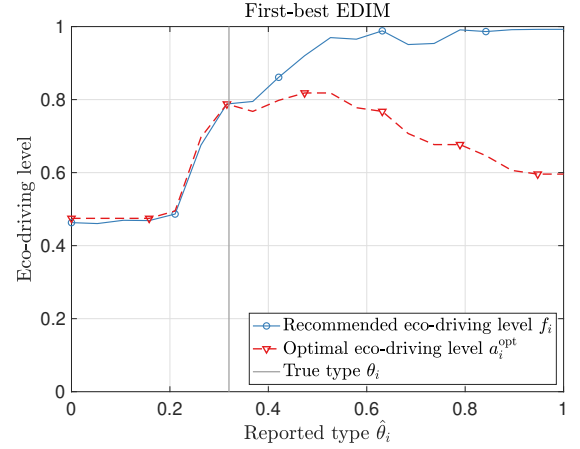
Similarly, for every $i \in \mathcal{N}$, the type $\theta_i \sim \mathcal{U}[0, 0.4]$ of driver i , which means that in general drivers put more weight $1 - \theta_i$ on minimizing their travel times than minimizing their emissions. We consider the first-best EDIM (f, u) given by (11) and (12), and the second-best EDIM (f, u) given by (15) and (16). We use MATLAB's Optimization Toolbox to solve the optimization problems (11) and (15).

B. Obedience and Incentive Compatibility

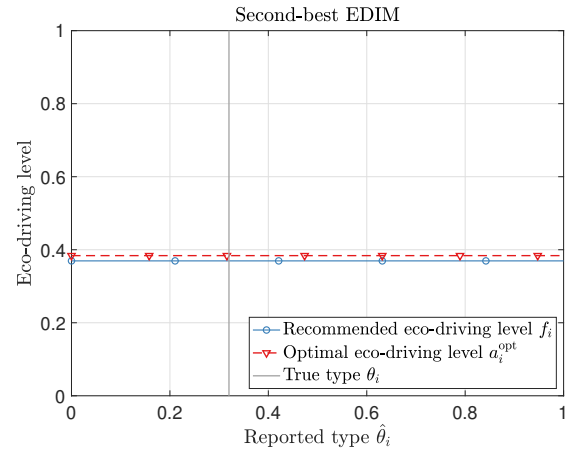
Assuming that all the drivers truthfully report their types, we see what happens when driver i , $i = 1$, misreports her type $\hat{\theta}_i \neq \theta_i$. Suppose the total budget $b = 3$. Fig. 4a shows the result obtained by the first-best EDIM in terms of the recommended eco-driving level $f_i(\hat{\theta}_i, \theta_{-i})$ and the optimal eco-driving level

$$a_i^{\text{opt}} = \arg \min_{a_i \in A_i} \ell_i(a_i, f_{-i}(\hat{\theta}_i, \theta_{-i}), \theta_i, u_i(\hat{\theta}_i, \theta_{-i}))$$

where, for demonstration purposes, we assume that driver i knows $f_{-i}(\hat{\theta}_i, \theta_{-i})$ so that the above optimization problem is well-posed. If driver i underreports her type, $\hat{\theta}_i < \theta_i$, then we see that the first-best EDIM ensures obedience, i.e., $a_i^{\text{opt}} \geq f_i$.



(a) First-best EDIM is not obedient when driver i reports $\hat{\theta}_i$ greater than the true θ_i .



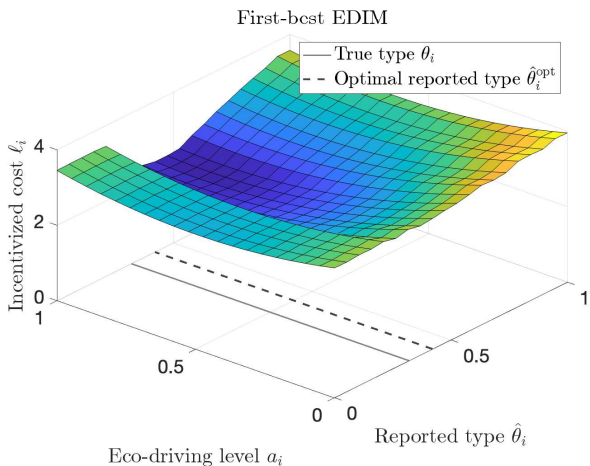
(b) Second-best EDIM is always obedient irrespective of the reported $\hat{\theta}_i$.

Fig. 4: Recommended and optimal eco-driving levels as functions of the reported type $\hat{\theta}_i$.

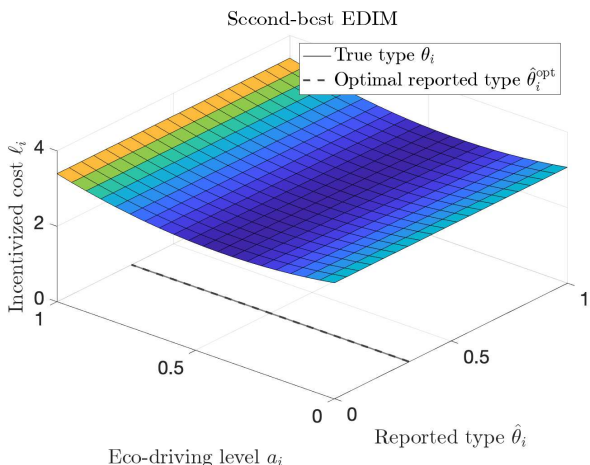
However, when driver i overreports her type, $\hat{\theta}_i > \theta_i$, then the first-best EDIM is not obedient anymore because $a_i^{\text{opt}} < f_i$.

On the other hand, the second-best EDIM is obedient, as shown in Fig. 4b, because the incentive amount u_i in (16) is sufficiently large and is indifferent to the reported type $\hat{\theta}_i$. However, we observe that both the recommended and optimal eco-driving levels of driver i are in general lower under the second-best EDIM than the first-best. This is because enforcing incentive compatibility constraint, i.e., truthfulness, makes the mechanism conservative. Moreover, the gap between the eco-driving levels of the first-best and the second-best is huge because only one driver is misreporting her type. If the incentive compatibility is not enforced and all drivers misreport their types, the performance of the first-best EDIM will worsen.

To demonstrate incentive compatibility, we illustrate the incentivized cost ℓ_i as a function of driver i 's reported type $\hat{\theta}_i$ and eco-driving level a_i in Fig. 5, where we assume that all other drivers report truthfully $\theta_{-i} = \theta_{-i}$ and comply with the recommendation $a_{-i} = f_{-i}(\hat{\theta}_i, \theta_{-i})$. We see that under the



(a) First-best EDIM is not incentive compatible as it is optimal for driver i to report $\hat{\theta}_i$ greater than the true θ_i .



(b) Second-best EDIM is incentive compatible as driver i does not gain anything by reporting untruthfully.

Fig. 5: Incentivized cost $\ell_i(a_i, f_{-i}(\hat{\theta}_i, \theta_{-i}), \theta_i, u_i(\hat{\theta}_i, \theta_{-i}))$ as a function of eco-driving level a_i and reported type $\hat{\theta}_i$.

first-best EDIM, driver i may find it optimal to overreport her type to minimize her cost ℓ_i , whereas the second-best EDIM ensures that misreporting does not gain anything for driver i . In fact, truthful reporting is a Nash equilibrium strategy for i .

C. Overall Emissions Reduction with Increased Budget

We demonstrate the effect of the total budget b on the overall emissions of the network, where we assume that drivers truthfully report their types. Fig. 6 shows the total emissions of drivers under different values of the total budget. There is a decreasing trend because with higher budget, the TSO can implement higher eco-driving levels under both first-best and second-best EDIMs, which results in lower emissions.

Since the first-best EDIM results in higher eco-driving levels than the eco-driving levels of the second-best, we observe in Fig. 6 that with the same budget the first-best EDIM in general achieves lower emissions than the second-best. Moreover,

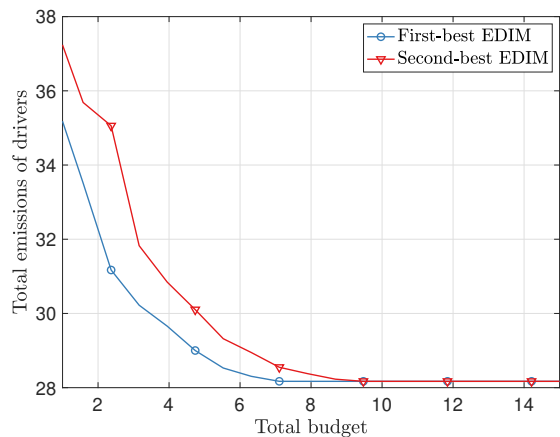


Fig. 6: Total emissions of drivers as a function of the total budget under the recommendations of first-best and second-best EDIMs.

notice that for budget $b > 7$, the emissions under the first-best EDIM converges to a constant value. This is because with large budget, the TSO can in principal incentivize all the drivers to choose maximum eco-driving levels $a = f(\theta) = 1_n$, where they fully comply with the eco-driving guidance. On the other hand, under the second-best EDIM, $a = f(\theta) = 1_n$ is achieved for budget $b > 9$.

In conclusion, if the TSO has sufficiently large budget, he can incentivize drivers to opt for maximum eco-driving levels with full compliance to the eco-driving guidance. However, under the second-best EDIM, the budget amount required to ensure full compliance is larger than the amount required by the first-best EDIM with known types. Therefore, in addition to the emission cost demonstrated in Fig. 6, the TSO also incurs additional budget cost to incentivize similar levels of eco-driving when drivers report their types strategically.

VI. CONCLUDING REMARKS

This paper addressed the challenge of incentivizing eco-driving with the overarching goal of minimizing emissions in urban transportation networks. We proposed incentive mechanisms that encourage drivers to adopt more fuel-efficient and eco-friendly driving behavior. The timeline of the incentive mechanisms is as follows: 1) the TSO elicits preferences or types from the drivers, 2) the TSO computes eco-driving levels that minimize the overall emissions subject to the limited budget which is to be optimally allocated as incentives to the drivers, and 3) the TSO provides each driver with the recommended eco-driving level that she needs to comply with and offers an incentive rate that shapes her cost function. When the drivers truthfully report their types, the first-best EDIM implements the recommended eco-driving levels at Nash equilibrium, which implies obedience in a sense that drivers find it optimal to choose their eco-driving levels at least as high as the recommended levels. However, when the drivers strategically report their types, the obedience constraint may not hold. Therefore, the second-best EDIM, in addition to ensuring obedience constraint, also incorporates the incentive compatibility constraint, which guarantees that the drivers do

not gain any advantage by misreporting their types. Since the second-best EDIM is robust, it is conservative and in general requires more budget to achieve the similar outcomes as the first-best EDIM.

However, it needs to be clarified that the first-best EDIM achieves lower emissions than the second-best only when the drivers are assumed to be truthful. In general, it is impractical because of its vulnerability to strategic misreporting. On the other hand, the second-best EDIM ensures that irrespective of the reported types, the equilibrium eco-driving profile of drivers in the induced eco-driving game is larger than the recommended levels obtained by the mechanism.

This work offers a framework for promoting eco-driving that considers both network effects and driver behavior. By incorporating strategic considerations and individual preferences, the proposed mechanisms provide a robust and effective approach to achieving sustainable urban transportation. Although the proposed incentive mechanisms are direct, where drivers directly report their types to the TSO, indirect mechanisms can also be considered, where the TSO observes the driving behavior of drivers to infer their types. However, from the analysis point-of-view, implementation of both mechanisms is equivalent thanks to the revelation principal. Nonetheless, indirect mechanisms are more practical, which will be explored in our future work.

APPENDIX

A. Proof of Lemma 1 (Sketch)

By Assumption 1, both the emissions $x_i(a_i, a_{-i})$ and the travel time $y_i(a_i, a_{-i})$ are convex and continuous with respect to $a_i \in A_i$. Therefore, the incentivized cost $\ell_i(a_i, a_{-i}, \theta_i, u_i)$ is convex and continuous in $a_i \in A_i$, for every $i \in \mathcal{N}$. Furthermore, $A_i = [0, 1]$ is a convex set, for every $i \in \mathcal{N}$. Then, the proof follows from the result by [29] that says if for every $i \in \mathcal{N}$, A_i is a convex set and the incentivized cost ℓ_i is convex and continuous with respect to a_i , then the game (ℓ_1, \dots, ℓ_n) admits a Nash equilibrium.

B. Proof of Proposition 1

Rearranging (6) gives

$$u_i(\theta)[f_i(\theta) - a_i] \geq \theta_i[x_i(f(\theta)) - x_i(a_i, f_{-i}(\theta))] \\ (1 - \theta_i)[y_i(f(\theta)) - y_i(a_i, f_{-i}(\theta))].$$

Since obedience condition (6) needs to be satisfied for every $a_i < f_i(\theta)$, dividing both sides of the above inequality by $f_i(\theta) - a_i > 0$ gives (7).

C. Proof of Lemma 2

If $f \in A$ is a Nash equilibrium, then from (5) we have

$$\ell_i(f(\theta), \theta_i, u_i) \leq \ell_i(a_i, f_{-i}(\theta), \theta_i, u_i), \quad \forall i \in \mathcal{N}, \forall a_i \in A_i.$$

Since it is satisfied for every $a_i \in A_i$, it must be satisfied for $a_i < f_i(\theta)$, showing that (6) holds.

D. Proof of Proposition 2

By adding and subtracting $c_i(f(\hat{\theta}_i, \theta_{-i}), \hat{\theta}_i)$ on the right side of (13), we can write the condition of incentive compatibility as

$$\ell_i(f(\theta_i, \theta_{-i}), \theta_i, u_i) \leq \ell_i(f(\hat{\theta}_i, \theta_{-i}), \hat{\theta}_i, u_i) \\ + (\theta_i - \hat{\theta}_i)(x_i(f(\hat{\theta}_i, \theta_{-i})) - y_i(f(\hat{\theta}_i, \theta_{-i}))). \quad (17)$$

If $\ell_i(f(\theta_i, \theta_{-i}), \theta_i, u_i)$ is concave in θ_i and if (14) holds, then (17) is satisfied because of the concavity characterization of differentiable functions.

Now, suppose $\ell_i(f(\theta_i, \theta_{-i}), \theta_i, u_i)$ is not concave in θ_i but suppose (14) holds, then there exists $\theta_i \in \Theta_i$ such that the incentive compatibility condition (17) is violated because of non-concavity of ℓ_i . Finally, suppose $\ell_i(f(\theta_i, \theta_{-i}), \theta_i, u_i)$ is concave in θ_i but suppose (14) does not hold. Then, for some $\theta_i \in \Theta_i$, either of the following holds:

$$D_{\theta_i} \ell_i(f(\theta), \theta_i, u_i) < x_i(f(\theta)) - y_i(f(\theta)) \quad (C1)$$

$$D_{\theta_i} \ell_i(f(\theta), \theta_i, u_i) > x_i(f(\theta)) - y_i(f(\theta)). \quad (C2)$$

For the sake of showing a contradiction, assume that the incentive compatibility condition (17) holds. Then, add and subtract $(\theta_i - \hat{\theta}_i)D_{\theta_i} \ell_i(f(\theta), \theta_i, u_i)$ in (17) and rearrange. By the concavity of ℓ_i with respect to θ_i , we have the right-hand side of (17)

$$\ell_i(f(\hat{\theta}_i, \theta_{-i}), \hat{\theta}_i, u_i) - \ell_i(f(\theta_i, \theta_{-i}), \theta_i, u_i) \\ + (\theta_i - \hat{\theta}_i)D_{\theta_i} \ell_i(f(\theta), \theta_i, u_i) \leq 0$$

but for either ‘‘condition (C1) and $\hat{\theta}_i > \theta_i$ ’’ or ‘‘condition (C2) and $\hat{\theta}_i < \theta_i$ ’’, we have the left-hand side of (17)

$$(\theta_i - \hat{\theta}_i)(D_{\theta_i} \ell_i(f(\theta), \theta_i, u_i) - x_i(f(\hat{\theta}_i, \theta_{-i})) \\ + y_i(f(\hat{\theta}_i, \theta_{-i}))) > 0.$$

This is a contradiction because a positive number can never be less than equal to a non-positive number. The proof is concluded.

REFERENCES

- [1] S. Mehrotra, E. Zusman, J. N. Bajpai, L. Fedirko, K. Jacob, M. Replogle, M. Woundy, and S. Yoon, ‘‘Urban transportation,’’ in *Climate Change and Cities: Second Assessment Report of the Urban Climate Change Research Network* (C. Rosenzweig, W. Solecki, P. Romero-Lankao, S. Mehrotra, S. Dhakal, and S. A. Ibrahim, eds.), ch. 13, p. 491–518, New York: Cambridge University Press, 2018.
- [2] Y. Huang, E. C. Ng, J. L. Zhou, N. C. Surawski, E. F. Chan, and G. Hong, ‘‘Eco-driving technology for sustainable road transport: A review,’’ *Renewable and Sustainable Energy Reviews*, vol. 93, pp. 596–609, 2018.
- [3] M. Sivak and B. Schoettle, ‘‘Eco-driving: Strategic, tactical, and operational decisions of the driver that influence vehicle fuel economy,’’ *Transport Policy*, vol. 22, pp. 96–99, 2012.
- [4] V. Jayawardana and C. Wu, ‘‘Learning eco-driving strategies at signalized intersections,’’ in *2022 European Control Conference (ECC)*, pp. 383–390, 2022.
- [5] W.-T. Lai, ‘‘The effects of eco-driving motivation, knowledge and reward intervention on fuel efficiency,’’ *Transportation Research Part D: Transport and Environment*, vol. 34, pp. 155–160, 2015.
- [6] H. Liimatainen, ‘‘Utilization of fuel consumption data in an ecodriving incentive system for heavy-duty vehicle drivers,’’ *IEEE Transactions on Intelligent Transportation Systems*, vol. 12, no. 4, pp. 1087–1095, 2011.

- [7] D. L. Schall and A. Mohnen, "Incentivizing energy-efficient behavior at work: An empirical investigation using a natural field experiment on eco-driving," *Applied Energy*, vol. 185, pp. 1757–1768, 2017.
- [8] K. McConky, R. B. Chen, and G. R. Gavi, "A comparison of motivational and informational contexts for improving eco-driving performance," *Transportation Research Part F: Traffic Psychology and Behaviour*, vol. 52, pp. 62–74, 2018.
- [9] A. Vaezipour, A. Rakotonirainy, N. Haworth, and P. Delhomme, "A simulator study of the effect of incentive on adoption and effectiveness of an in-vehicle human machine interface," *Transportation Research Part F: Traffic Psychology and Behaviour*, vol. 60, pp. 383–398, 2019.
- [10] M. U. B. Niazi, J.-H. Cho, M. A. Dahleh, R. Dong, and C. Wu, "Incentive design for eco-driving in urban transportation networks," in *2024 European Control Conference (ECC)*, 2024.
- [11] W. Schwarting, A. Pierson, J. Alonso-Mora, S. Karaman, and D. Rus, "Social behavior for autonomous vehicles," *Proceedings of the National Academy of Sciences*, vol. 116, no. 50, pp. 24972–24978, 2019.
- [12] M. F. Ozkan and Y. Ma, "Socially compatible control design of automated vehicle in mixed traffic," *IEEE Control Systems Letters*, vol. 6, pp. 1730–1735, 2021.
- [13] S. Jayawardana, V. Jayawardana, K. Vidanage, and C. Wu, "Multi-behavior learning for socially compatible autonomous driving," in *2023 IEEE 26th International Conference on Intelligent Transportation Systems (ITSC)*, pp. 4422–4427, 2023.
- [14] M. A. S. Kamal, M. Mukai, J. Murata, and T. Kawabe, "On board eco-driving system for varying road-traffic environments using model predictive control," in *2010 IEEE International Conference on Control Applications*, pp. 1636–1641, 2010.
- [15] G. Padilla, S. Weiland, and M. Donkers, "A global optimal solution to the eco-driving problem," *IEEE Control Systems Letters*, vol. 2, no. 4, pp. 599–604, 2018.
- [16] J. Han, A. Vahidi, and A. Sciarretta, "Fundamentals of energy efficient driving for combustion engine and electric vehicles: An optimal control perspective," *Automatica*, vol. 103, pp. 558–572, 2019.
- [17] E. Mintsis, E. I. Vlahogianni, and E. Mitsakis, "Dynamic eco-driving near signalized intersections: Systematic review and future research directions," *Journal of Transportation Engineering, Part A: Systems*, vol. 146, no. 4, p. 04020018, 2020.
- [18] C. Sun, J. Guanetti, F. Borrelli, and S. J. Moura, "Optimal eco-driving control of connected and autonomous vehicles through signalized intersections," *IEEE Internet of Things Journal*, vol. 7, no. 5, pp. 3759–3773, 2020.
- [19] V. Turri, B. Besselink, and K. H. Johansson, "Cooperative look-ahead control for fuel-efficient and safe heavy-duty vehicle platooning," *IEEE Transactions on Control Systems Technology*, vol. 25, no. 1, pp. 12–28, 2016.
- [20] B. HomChaudhuri, A. Vahidi, and P. Pisu, "Fast model predictive control-based fuel efficient control strategy for a group of connected vehicles in urban road conditions," *IEEE Transactions on Control Systems Technology*, vol. 25, no. 2, pp. 760–767, 2016.
- [21] G. De Nunzio, C. C. De Wit, P. Moulin, and D. Di Domenico, "Eco-driving in urban traffic networks using traffic signals information," *International Journal of Robust and Nonlinear Control*, vol. 26, no. 6, pp. 1307–1324, 2016.
- [22] M. Singh and R. K. Dubey, "Deep learning model based CO₂ emissions prediction using vehicle telematics sensors data," *IEEE Transactions on Intelligent Vehicles*, vol. 8, no. 1, pp. 768–777, 2021.
- [23] A. Allström, D. Gundlegård, and C. Rydergren, "Evaluation of travel time estimation based on LWR-v and CTM-v: A case study in Stockholm," in *2012 15th International IEEE Conference on Intelligent Transportation Systems*, pp. 1644–1649, 2012.
- [24] Y. Li, D. Gunopulos, C. Lu, and L. Guibas, "Urban travel time prediction using a small number of GPS floating cars," in *Proceedings of the 25th ACM SIGSPATIAL International Conference on Advances in Geographic Information Systems*, pp. 1–10, 2017.
- [25] J. Wahlström, I. Skog, and P. Händel, "Smartphone-based vehicle telematics: A ten-year anniversary," *IEEE Transactions on Intelligent Transportation Systems*, vol. 18, no. 10, pp. 2802–2825, 2017.
- [26] G. Gao, S. Meng, and M. V. Wüthrich, "What can we learn from telematics car driving data: A survey," *Insurance: Mathematics and Economics*, vol. 104, pp. 185–199, 2022.
- [27] K. Boriboonsomsin, A. Vu, and M. Barth, "Eco-driving: Pilot evaluation of driving behavior changes among U.S. drivers," *UC Berkeley: University of California Transportation Center*, 2010. Retrieved from <https://escholarship.org/uc/item/9z18z7xq>.
- [28] J. F. Coloma, M. García, Y. Wang, and A. Monzón, "Green eco-driving effects in non-congested cities," 2017.
- [29] G. Debreu, "A social equilibrium existence theorem," *Proceedings of the National Academy of Sciences*, vol. 38, no. 10, pp. 886–893, 1952.
- [30] J. B. Rosen, "Existence and uniqueness of equilibrium points for concave n-person games," *Econometrica: Journal of the Econometric Society*, pp. 520–534, 1965.
- [31] J.-J. Laffont and D. Martimort, *The theory of incentives: The principal-agent model*. Princeton University Press, 2002.
- [32] L. J. Ratliff, S. A. Burden, and S. S. Sastry, "Characterization and computation of local Nash equilibria in continuous games," in *Annual Allerton Conference on Communication, Control, and Computing (Allerton)*, pp. 917–924, 2013.
- [33] P. Mertikopoulos and M. Staudigl, "Convergence to Nash equilibrium in continuous games with noisy first-order feedback," in *IEEE Conference on Decision and Control (CDC)*, pp. 5609–5614, 2017.
- [34] P. Mertikopoulos and Z. Zhou, "Learning in games with continuous action sets and unknown payoff functions," *Mathematical Programming*, vol. 173, pp. 465–507, 2019.
- [35] S. Toonsi and J. Shamma, "Higher-order uncoupled dynamics do not lead to Nash equilibrium—except when they do," *Advances in Neural Information Processing Systems*, vol. 36, 2024.