

StepTool: Enhancing Multi-Step Tool Usage in LLMs via Step-Grained Reinforcement Learning

Yuanqing Yu DCST, Tsinghua University Quan Cheng Laboratory Beijing 100084, China yyq23@mails.tsinghua.edu.cn	Zhefan Wang DCST, Tsinghua University Beijing 100084, China wzf23@mails.tsinghua.edu.cn	Weizhi Ma* AIR, Tsinghua University Beijing 100084, China mawz@tsinghua.edu.cn	Shuai Wang Huawei Noah's Ark Lab Beijing 100084, China wangshuai231@huawei.com
Chuhan Wu Huawei Noah's Ark Lab Beijing 100084, China wuchuhan15@gmail.com	Zhiqiang Guo DCST, Tsinghua University Beijing 100084, China georgeguo.gzq.cn@gmail.com	Min Zhang* DCST, Tsinghua University Quan Cheng Laboratory Beijing 100084, China z-m@tsinghua.edu.cn	

Abstract

Despite their powerful text generation capabilities, large language models (LLMs) still struggle to effectively utilize external tools to solve complex tasks, a challenge known as tool learning. Existing methods primarily rely on supervised fine-tuning, treating tool learning as a text generation problem while overlooking the decision-making complexities inherent in multi-step contexts. In this work, we propose modeling tool learning as a dynamic decision-making process and introduce **StepTool**, a novel step-grained reinforcement learning framework that enhances LLMs' capabilities in multi-step tool use. StepTool comprises two key components: *Step-grained Reward Shaping*, which assigns rewards to each tool interaction based on its invocation success and contribution to task completion; and *Step-grained Optimization*, which applies policy gradient methods to optimize the model across multiple decision steps. Extensive experiments across diverse benchmarks show that StepTool consistently outperforms both SFT-based and RL-based baselines in terms of task *Pass Rate* and *Recall* of relevant tools. Furthermore, our analysis suggests that StepTool helps models discover new tool-use strategies rather than merely re-weighting prior knowledge. These results highlight the importance of fine-grained decision modeling in tool learning and establish StepTool as a general and robust solution for enhancing multi-step tool use in LLMs. Code and data are available at <https://github.com/yuyq18/StepTool>.

CCS Concepts

• Information systems → Information retrieval.

Keywords

Large Language Models; Tool Learning; Reinforcement Learning

*Corresponding author. This work is supported by the Natural Science Foundation of China (Grant No. U21B2026, 62372260), Wuxi Research Institute of Applied Technologies, Tsinghua University. Weizhi Ma is also sponsored by the Beijing Nova Program.



This work is licensed under a Creative Commons Attribution 4.0 International License. *CIKM '25, Seoul, Republic of Korea*

© 2025 Copyright held by the owner/author(s).
ACM ISBN 979-8-4007-2040-6/2025/11
<https://doi.org/10.1145/3746252.3761391>

ACM Reference Format:

Yuanqing Yu, Zhefan Wang, Weizhi Ma, Shuai Wang, Chuhan Wu, Zhiqiang Guo, and Min Zhang. 2025. StepTool: Enhancing Multi-Step Tool Usage in LLMs via Step-Grained Reinforcement Learning. In *Proceedings of the 34th ACM International Conference on Information and Knowledge Management (CIKM '25)*, November 10–14, 2025, Seoul, Republic of Korea. ACM, New York, NY, USA, 11 pages. <https://doi.org/10.1145/3746252.3761391>

1 Introduction

Large language models (LLMs) have demonstrated remarkable reasoning and inference abilities, achieving impressive performance on a wide range of tasks [2, 16, 41]. However, some complex tasks that require real-time information or domain-specific knowledge often exceed the capabilities of LLMs without external support. In recent years, tool learning [18–20] has emerged as a promising solution to enable LLMs to utilize external tools (APIs) effectively. As illustrated in Figure 1, tool learning allows LLMs to dynamically select, invoke, and interact with tools, obtaining real-time responses to aid task completion. Through multi-step interactions with external tools, LLMs can gather the necessary information and resources to tackle complex and challenging tasks.

To enhance the tool usage capabilities of LLMs, most existing approaches rely on supervised fine-tuning (SFT) [18, 20], optimizing models based on expert-generated trajectories. These trajectories typically consist of a user query, multiple tool calls, and the corresponding responses, as illustrated in Figure 1. The model is subsequently fine-tuned on these expert trajectories, optimizing its performance from a text-generation perspective. However, these approaches treat tool learning as a text-generation problem, neglecting the decision-making dynamics inherent in tool usage. This oversight limits their ability to model the multi-step decision-making process necessary for complex tasks effectively.

To address this, we propose framing tool learning as a sequential decision-making process optimized through step-grained reinforcement learning (RL). In this perspective, each tool invocation is treated as an action that leads to a state transition, and models are trained based on these action-state transitions to improve decision-making capabilities. While previous works have explored the application of RL to optimize LLMs for aligning with human preferences (RLHF) [6, 17] or for mathematical reasoning tasks [10, 25, 35], these

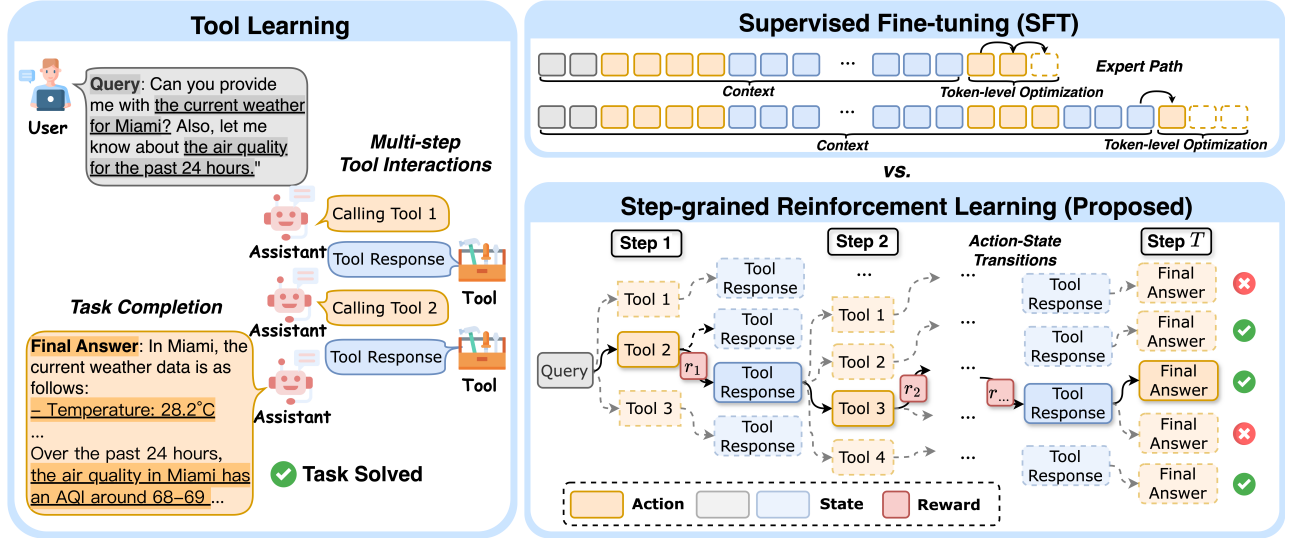


Figure 1: Tool learning scenario (left) and overall comparison between supervised fine-tuning (SFT) and step-grained reinforcement learning (right). SFT optimizes in a text-generation view, while the step-grained method utilizes step-level rewards to optimize the decision-making abilities.

approaches face several challenges when applied to tool learning:

- 1) Classic RLHF methods [6, 17] are well suitable for “prompt-response” data in a single-step manner. Although mathematical reasoning tasks involve multiple steps, these steps are generated by LLMs. In contrast, tool learning involves multiple decision-making steps, each with real-time feedback from external environments.
- 2) In tool learning, rewards for each step cannot be solely based on correctness, as is common in mathematical reasoning. Instead, rewards for tool usage should consider not only the success of the tool invocation but also the benefits of each decision step.

In light of these challenges, we propose a novel step-grained reinforcement learning framework for tool learning, **StepTool**. It models tool learning as a sequential decision-making process and treats each tool interaction as a critical decision point that directly impacts task completion, as shown in Figure 1. Specifically, StepTool consists of two core components: *Step-grained Reward Shaping* and *Step-grained Optimization*. For *Step-grained Reward Shaping*, we design rewards at each step based on both the accuracy of tool invocation and the contribution to the overall task completion, taking into account characteristics of intermediate actions in this scenario, i.e., well-defined formats and explicit task objectives. These step-grained rewards offer richer signals for tool learning, effectively guiding the model in decision-making. For *Step-grained Optimization*, we propose a step-grained reinforcement-based optimization method based on the theory of policy gradient [29, 38]. This method ensures adaptability to dynamic and multi-step interactions, addressing the limitations of single-step approaches like RLHF.

In summary, this work makes the following contributions:

- We propose to formulate tool learning as a sequential decision-making process, where each tool interaction is a critical decision point. This perspective enables learning from action-state transitions and facilitates step-level supervision of decision-making.

- We introduce StepTool, a novel step-grained reinforcement learning framework for tool learning, which is comprised of step-grained reward shaping tailored to tool learning scenarios, and a step-grained optimization method based on policy gradients.
- Comprehensive experiments on multiple benchmarks demonstrate the effectiveness of StepTool, with consistent gains in task completion and intermediate tool-use quality, enhancing overall multi-step tool usage in LLMs.

2 Related Work

2.1 Tool Learning of LLMs

Recent advancements in tool-augmented LLMs have improved their ability to utilize external tools for complex tasks. Early research [5, 23, 26] enabled LLMs to interact with diverse external tools like program executors, search engines, and QA systems. Building on these efforts, subsequent models [18, 20] leveraged extensive APIs from platforms like RapidAPI to train LLaMA models [32] through supervised fine-tuning (SFT). To support such training, several works [1, 13, 31] focused on constructing diverse and verifiable datasets tailored for tool-augmented SFT. Beyond data and supervised training, some recent studies explored prompt-based strategies to enhance tool use capabilities [34]. A parallel line of work [11, 12, 42] investigated the tool retrieval subtask—i.e., retrieving relevant tools from a large candidate pool. These approaches focus primarily on improving retrieval strategies, rather than addressing the full task-solving pipeline. More recently, Chen et al. [4] applied Direct Preference Optimization (DPO) [22] to tool learning, but neglects the quality of intermediate decisions. In contrast, our work explicitly defines step-grained rewards and leverages them for step-grained reinforcement-based optimization. This design enables more precise guidance during training and leads to improved performance on multi-step tool-based tasks.

2.2 Reinforcement Learning for Multi-Step Textual Tasks

Recent studies have applied reinforcement learning to align LLM agents with multi-step textual tasks [3, 28, 30, 37, 43], including embodied reasoning, game-based dialogue, and instruction following. These methods typically operate in constrained or synthetic environments (as represented by ALFWorld [27] and TwentyQuestions [43]), where the action space is limited and training-time actions often overlap significantly with those during evaluation, thereby reducing the difficulty of generalization. In contrast, StepTool addresses tool learning scenarios, where the action space is considerably broader and more dynamic, due to massive real-world APIs and open-ended user inputs. From a reward modeling perspective, prior methods often rely on explicit intermediate feedback or action-level supervision [3, 30], which are typically unavailable in tool-use settings. Some recent works [37, 43] mitigate this by estimating intra-action influence via auxiliary models. In contrast, StepTool introduces a step-grained optimization framework that directly computes token-level advantages, enabling fine-grained credit assignment across both intra- and inter-action levels, without requiring external estimators or predefined subgoals.

2.3 Process Supervision in LLMs

Process supervision has been extensively explored to enhance long-chain reasoning in LLMs. Previous studies [10, 14, 25, 33, 35] leverage pre-trained process reward models and optimize reasoning using RLHF [17]. Recent advancements, such as step-level preferences in mathematical reasoning [9], apply DPO using step-level correctness. Our approach differs in two key ways. First, in mathematical reasoning, a “step” is a text segment generated by an LLM, whereas in our work, it is a real-time interaction with external tools and environments. Second, mathematical rewards focus on correctness against ground truth, while tool learning rewards consider tool success and process gains.

3 Problem Formulation

In this work, we model tool learning in LLMs as a multi-step decision-making problem, formulated as a Markov Decision Process (MDP). The MDP is formally defined by the tuple $M = (\mathcal{S}, \mathcal{A}, \mathcal{P}, R, \gamma)$. Here, \mathcal{S} denotes the state space where each state s_t represents the current context including dialogue history and prior tool usage; \mathcal{A} is the action space, where each action a_t involves invoking a tool with arguments or generating a final response; \mathcal{P} describes the transition dynamics $P(s_{t+1} | s_t, a_t)$; R is the reward function assigning a scalar reward $r_t = R(s_t, a_t)$ at each step; and γ is the discount factor balancing immediate and future rewards.

Unlike standard RL settings, tool learning in LLMs poses unique challenges. The state is embedded in natural language, the action space involves structured outputs (tools and arguments), and the environment often includes non-deterministic external APIs. Despite these complexities, formulating tool learning as an MDP provides a principled foundation for sequential modeling and policy optimization.

In this setting, we represent a trajectory $\tau = \{s_1, a_1, s_2, a_2, \dots, s_T, a_T\}$ as a sequence of state-action pairs that captures the decision-making

Table 1: Notations in the paper.

Symbol	Description
s_t	State at time t
a_t	Action taken at time t
r_t	Reward received at time t
γ	Discount factor for future rewards
τ	Trajectory consisting of state-action pairs: $\tau = \{s_1, a_1, s_2, a_2, \dots, s_T, a_T\}$
π_θ	Policy parameterized by θ representing the tool selection strategy of the LLM
\bar{R}_θ	Expected return (average reward) over all trajectories under policy π_θ
G_t^n	Estimated return over the next n steps starting from time t
$V(s_t)$	Value function estimating expected return from state s_t
$\hat{A}(s_t, a_t)$	Advantage function indicating the relative value of action a_t at state s_t

process during tool use. The LLM’s behavior is governed by a policy π_θ , parameterized by θ , which selects actions based on the current state. The goal is to maximize the expected return \bar{R}_θ over trajectories induced by π_θ . Following standard policy gradient methods [38], the optimization objective is:

$$\begin{aligned} \nabla \bar{R}_\theta &= \sum_{\tau} R(\tau) \nabla \pi_\theta(\tau) \\ &= \mathbb{E}_{\tau \sim \pi_\theta(\tau), (s_t, a_t) \sim \tau} \left[R(\tau) \sum_{t=1}^T \nabla \log \pi_\theta(a_t | s_t) \right], \end{aligned} \quad (1)$$

where $R(\tau)$ denotes the total reward obtained from trajectory τ , and $\pi_\theta(\tau)$ is the probability of generating τ under policy π_θ .

To improve training stability and sample efficiency, $R(\tau)$ is often replaced with an advantage estimate $\hat{A}(s_t, a_t)$, which reflects how much better an action a_t is compared to the expected value of state s_t under the current policy [24, 38]:

$$\begin{aligned} \hat{A}(s_t, a_t) &= G_t^n - V(s_t) \\ &= r_t + \gamma r_{t+1} + \dots + \gamma^{T-t} r_T - V(s_t), \end{aligned} \quad (2)$$

where G_t^n denotes the estimated future return over n steps, and $V(s_t)$ is the value function estimating the expected cumulative reward from state s_t under policy π_θ . All notations are summarized in Table 1.

4 Method

StepTool is a step-grained reinforcement learning framework for enhancing multi-step tool use in LLMs. As shown in Figure 2, it consists of two components: *Step-grained Reward Shaping* and *Step-grained Optimization*. We begin by generating tool-use trajectories through inference on training tasks with the backbone LLM. *Step-grained Reward Shaping* assigns feedback to each step based on the correctness of tool invocation and its contribution to task completion. *Step-grained Optimization* then updates the policy using

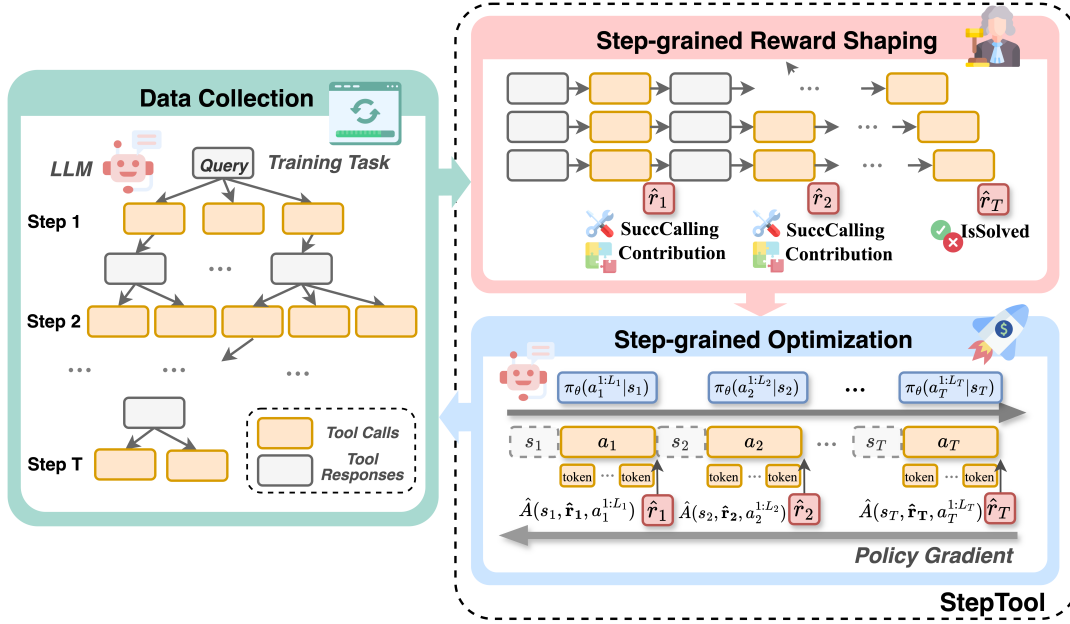


Figure 2: The process flow and architecture of StepTool. Initially, multi-step tool usage data is collected by performing inference on training tasks with the LLM (left). With this data, *Step-grained Reward Shaping* is applied to assign rewards at each step of the tool interaction, while *Step-grained Optimization* refines the decision-making process based on policy gradient. (Symbols are described in subsection 4.2 in detail.)

token-level policy gradient methods. In the following sections, we detail the design of each component.

4.1 Step-grained Reward Shaping

Step-grained Reward Shaping provides step-level reward signals for intermediate steps, effectively guiding the model in decision-making. In tool learning scenarios, where tool invocations follow structured formats and aim to achieve specific task goals, these characteristics naturally support the application of *Step-grained Reward Shaping*, guiding our design approach.

4.1.1 Step-grained Reward Design. We design rewards based on two key factors: the success of the tool call (SuccCalling) and its contribution to task completion (Contribution). For the final step, the reward is directly tied to task completion (IsSolved), indicating whether the user’s query is resolved.

SuccCalling. The SuccCalling metric evaluates whether the model successfully executes a tool call with the correct format and content (i.e., tool name and arguments). SuccCalling can be formally represented as $\hat{r}_t^{\text{SC}} = \text{SuccCalling}(a_t, s_{t+1})$, where the reward at time t is determined by the action a_t and the subsequent state s_{t+1} . However, a correct tool call alone does not guarantee task progress. To further guide the model, we introduce the Contribution metric, which assesses how the tool’s action aids the overall task solution.

Contribution. The Contribution metric evaluates the extent to which the tool’s action facilitates the overall task solution. Actions that contribute minimally, such as redundant steps or irrelevant

outputs, receive lower rewards. The Contribution score is based on the relationship between the current action and the final task-solving action, formally defined as $\hat{r}_t^{\text{Con}} = \text{Contribution}(a_t, a_T)$.

IsSolved. For the final step that gives the final answer, the reward is directly associated with whether the task has been successfully completed. The IsSolved metric evaluates the final answer based on the initial user query, represented as $\hat{r}_T^{\text{IS}} = \text{IsSolved}(q, a_T)$. This reward only depends on the final step and the correctness of the response in addressing the user’s query.

Formally, the reward for each action at step t is defined as:

$$\hat{r}_t = \begin{cases} \alpha \cdot \hat{r}_t^{\text{SC}} + \hat{r}_t^{\text{Con}} = \alpha \cdot \text{SuccCalling}(a_t, s_{t+1}) \\ \quad + \text{Contribution}(a_t, a_T), \text{ for } t = 1, 2, \dots, T-1 \\ \hat{r}_T^{\text{IS}} = \text{IsSolved}(q, a_T), \text{ for } t = T, \end{cases} \quad (3)$$

where α is a scaling factor balancing the two components. To ensure consistency, rewards for both intermediate and final steps are normalized to a uniform scale. These rewards can be used to train a reward model or applied directly in reinforcement learning.

4.1.2 Step-grained Reward Acquisition. Our framework allows for flexible assignment of step-grained rewards through various approaches, including rule-based systems, human annotations, and advanced language models such as GPT-4 [16]. It is important to note that **the specific reward acquisition method is not the focus of our framework and can be adapted to different settings as needed**. In our experiments, we adopt a hybrid approach

of rule-based heuristics and GPT-4 (gpt-4-turbo-2024-04-09) to annotate step-grained rewards. The detailed process is as follows:

- The values of SuccCalling (r_t^{SC}) were determined through a combination of rule-based and GPT-4-based annotations. Rules were employed to evaluate the format of the tool invocation (e.g., correctness of tool names and parameters). For invocations meeting the format requirements, GPT-4 was used to ensure the actual success based on the tool response (e.g., a response like “Since the search parameter is empty, please provide the name of an author...” indicates a failed invocation due to incorrect arguments).
- The values of Contribution (r_t^{Con}) and IsSolved (r_t^{IS}) were obtained directly through automated annotations by GPT-4, which relies on its semantic analysis capabilities.

Here, we provide the full GPT-4 annotation prompt used for these rewards in Figure 3 as a reference.

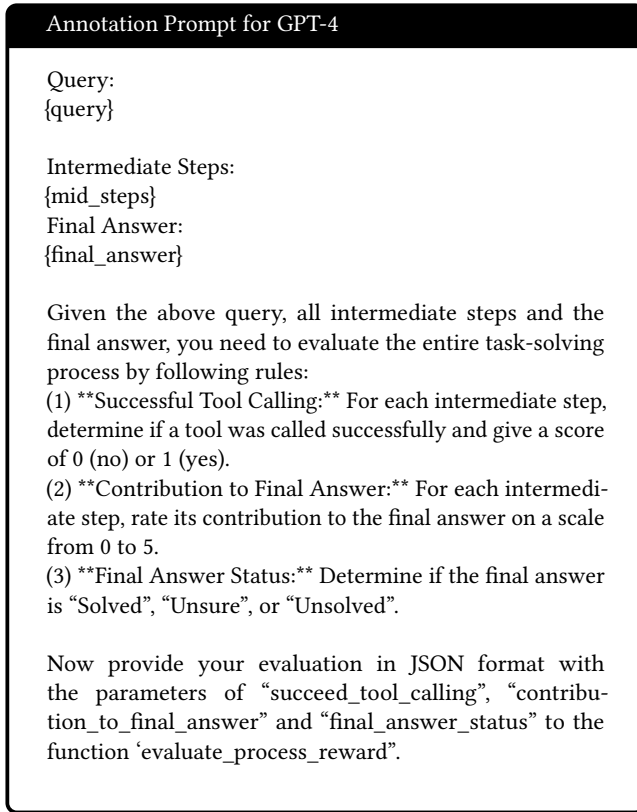


Figure 3: A Reference Prompt for Step-grained Reward Annotation.

4.2 Step-grained Optimization

Addressing the limitations of the single-step version of RLHF [17], we propose a step-grained reinforced optimization strategy based on policy gradient that optimizes all prior steps, ensuring adaptability to multi-step interactions.

4.2.1 Step-grained Optimization Objective. Building on the problem formulation (section 3), we now extend the gradient of the

expected reward to a token-level consideration. Assumed each action a_t consists of a sequence of L_t tokens ($a_t = a_t^{1:L_t}$), the gradient of the expected return \bar{R}_θ at the step level is expressed as:

$$\nabla \bar{R}_\theta = \mathbb{E}_{\tau \sim \pi_\theta(\tau), (s_t, a_t) \sim \tau} \left[\sum_{t=1}^T \hat{A}(s_t, a_t) \sum_{i=1}^{L_t} \nabla \log \pi_\theta(a_t^i | s_t, a_t^{1:i-1}) \right], \quad (4)$$

where $\hat{A}(s_t, a_t)$ represents the advantage function for the action sequence a_t at step t , which is composed of L_t tokens. Through our *Step-grained Reward Shaping* mechanism, we are able to calculate rewards at each time step t in the trajectory. To better reflect the advantage of each action sequence, we implement the advantage function $\hat{A}(s_t, a_t)$ with our step-grained rewards \hat{r}_t as:

$$\begin{aligned} \hat{A}(s_t, \hat{r}_t, a_t) &= G_t^n - V(s_t) \\ &= \hat{r}_t + \gamma \hat{r}_{t+1} + \dots + \gamma^{T-t} \hat{r}_T - V(s_t). \end{aligned} \quad (5)$$

The term G_t^n reflects the cumulative future rewards based on these step-grained rewards \hat{r}_t , discounted by factor γ , extending from step t onward, while $V(s_t)$ is the value function estimating the expected cumulative reward from state s_t .

Our optimization objective is thus formalized as:

$$\mathcal{L}_\theta(\pi) = \mathbb{E}_{\tau \sim \pi_\theta(\tau), (s_t, a_t) \sim \tau} \left[\sum_{t=1}^T \hat{A}(s_t, \hat{r}_t, a_t) \sum_{i=1}^{L_t} \log \pi_\theta(a_t^i | s_t, a_t^{1:i-1}) \right]. \quad (6)$$

This objective reflects the optimization of the policy π_θ by taking into account the step-level advantage with our step-grained rewards, encouraging the model to select actions that yield higher reward gains.

Connection with classic RLHF. Additionally, it should be noted that classic RLHF [17] typically optimizes “prompt-response” data with final rewards based on human preferences, which is equivalent to treating the task as a single step ($T = 1$). However, in the scenario of tool learning involving multi-step interactions with external environments, each trajectory consists of multiple intermediate steps. Our method addresses the more complex case of $T > 1$ by applying step-grained rewards and optimizing actions at each step, accounting for both immediate and future outcomes.

4.2.2 An implementation with PPO. Notably, our framework is compatible with **any** policy gradient-based RL algorithm.

As a practical example, we implement the Proximal Policy Optimization (PPO) [24] algorithm to demonstrate its application. Here, we estimate the advantage function using Generalized Advantage Estimation (GAE) to improve stability:

$$\begin{aligned} \hat{A}(s_t, \hat{r}_t, a_t) &= \delta_t + \dots + (\gamma \lambda)^{T-t+1} \delta_{T-1}, \\ \text{where } \delta_t &= \hat{r}_t + \gamma V(s_{t+1}) - V(s_t). \end{aligned} \quad (7)$$

To achieve stable training, we employ the PPO-clip version [24], which introduces a clipping mechanism to prevent large updates

during optimization. The loss function based on the clipped PPO objective is given by:

$$\mathcal{L}_{\theta}^{ppo}(\pi) = \mathbb{E}_{\tau \sim \pi_{\theta}(\tau), (s_t, a_t) \sim \tau} \left[\min \left(\sum_{t=1}^T \hat{A}(s_t, \hat{r}_t, a_t) \sum_{i=1}^{L_t} \frac{\log \pi_{\theta}(a_t^i | s_t, a_t^{1:i-1})}{\log \pi_{\theta'}(a_t^i | s_t, a_t^{1:i-1})}, \sum_{t=1}^T \hat{A}(s_t, \hat{r}_t, a_t) \right) \right. \\ \left. \sum_{i=1}^{L_t} \text{clip} \left(\frac{\log \pi_{\theta}(a_t^i | s_t, a_t^{1:i-1})}{\log \pi_{\theta'}(a_t^i | s_t, a_t^{1:i-1})}, 1 - \epsilon, 1 + \epsilon \right) \right], \quad (8)$$

where $\pi_{\theta'}$ represents the old policy used to generate the previous trajectories, and ϵ is a hyperparameter that controls the allowable deviation between the current and old policies.

To further stabilize training, we introduce a per-token KL divergence penalty between the current and previous policies, as proposed in RLHF [17]. In our experiments, we apply this PPO-based implementation of StepTool.

5 Experiments

In this section, we conduct extensive experiments to answer the following research questions:

- **RQ1:** How does StepTool perform compared to other optimization methods, including SFT-based and RL-based methods?
- **RQ2:** How does StepTool perform on different LLM backbone models?
- **RQ3:** Does StepTool Enable Knowledge Discovery Beyond Prior Re-weighting?
- **RQ4:** How do different components of StepTool affect?

5.1 Experimental Settings

5.1.1 Benchmark. To assess the multi-step tool usage capabilities of LLMs, we employ two benchmarks that support multi-step tool calls and task completion, StableToolBench [7]¹ and ToolLens [21]. Both benchmarks are designed to test complex task-solving scenarios that require multiple tool calls and intermediate decision-making. In StableToolBench, each task typically requires 1~6 tool invocations. The benchmark is divided into three subsets (I1., I2., and I3.), each targeting different aspects of tool-use ability. For ToolLens, each task involves 1~3 verified tools, and we randomly sample 188 tasks for evaluation. Detailed statistics for both benchmarks are provided in Table 2.

5.1.2 Evaluation Metrics. We evaluate performance using two key metrics:

- **Pass (%)**: the proportion of tasks successfully completed, which reflects the model’s end-to-end task-solving ability.
- **Recall**: the recall of relevant tools used throughout a task, which measures the quality of intermediate decisions for tool selection.

Together, these metrics provide a comprehensive view of both the final outcomes and the effectiveness of intermediate tool use. In addition, we report the **win rate** [20], an auxiliary metric that measures how often one method outperforms another across individual

Table 2: Statistics of test tasks in StableToolBench and ToolLens. # Tasks, # Rele. Tool # Rele. Tool / Task present the number of tasks, the number of relevant tools, and the number of relevant tools for each task, respectively.

	ToolBench			ToolLens
	I1.	I2.	I3.	Test.
# Tasks	474	230	61	188
# Rele. Tool	1057	562	180	514
# Rele. Tool / Task	1~6	1~6	1~5	1~3

tasks. This provides further insight into the comparative robustness of different approaches.

5.1.3 Baselines. To evaluate the effectiveness of our approach, we compare StepTool with a range of optimization methods for training LLMs, including both SFT-based and RL-based strategies.

For SFT-based optimization methods, we include:

- **SFT** [20], which trains the backbone LLM on expert trajectories using token-level cross-entropy loss.
- **RFT** [40] (2023), which augments expert data with self-generated successful trajectories and applies supervised fine-tuning.

For RL-based optimization methods, we include:

- **PPO (Final Reward)** [17], a single-step RLHF approach that trains LLMs using only the final task reward.
- **ETO (DPO)** [28] (2024), which collects both successful and failed trajectories through environment exploration and applies Direct Preference Optimization [22].
- **ArCher** [43] (2024), a hierarchical multi-turn RL framework designed for training LLM-based agents.

We primarily use ToolLLaMa-2-7b-v2 (**ToolLLaMa**) [20] as our backbone model, fine-tuned from LLaMa-2-7b-hf and equipped with basic tool-use abilities. Following the setup in ToolLLaMa, we evaluate all methods under two reasoning strategies: Chain of Thought (CoT) [36] and Depth-First Search Decision Tree (DFSDT) [20].

5.1.4 Training Settings. For SFT-based methods, we use a learning rate of 5e-5, with 4% warmup and a cosine scheduler, training three epochs. Augmented data for RFT is generated with a temperature of 0.7 and three samples per task. For ETO (DPO), the DPO loss coefficient is set to $\beta = 0.1$. ArCher is trained for 100 iterations, with 20 critic epochs per iteration. Both PPO and StepTool use a learning rate of 1×10^{-5} , a batch size of 8, and an initial KL coefficient of 0.3. For a fair comparison, all RL-based methods are trained with the same reward annotation. In the case of PPO (Final reward) and ArCher, optimization is carried out using only the final rewards. For ETO (DPO), additional exploration data is generated at a temperature of 0.7, with three samples collected per task. The final rewards for this exploration data are annotated, and comparative datasets are created accordingly to facilitate DPO optimization. It is important to distinguish between PPO (Final Reward) and StepTool. PPO follows the standard RLHF setup [17], where rewards are applied only to the final step. In contrast, StepTool incorporates step-grained rewards, enabling optimization across the entire trajectory. All experiments are conducted on 4 NVIDIA

¹A stable version of ToolBench [20], which includes API response simulations to ensure reliable performance evaluation.

Table 3: Performance comparison between StepTool and other baselines on two benchmarks. We conducted an evaluation three times and reported the average and standard deviation of the results. Bold numbers indicate the best performance, and underlined numbers denote the second-best. Improvement denotes the improvement of our method over the best result of the baselines. Backbone model is TooLLaMa.

Strategy	Method	ToolBench I1.		ToolBench I2.		ToolBench I3.		ToolLens Test.	
		Pass (%)	Recall	Pass (%)	Recall	Pass (%)	Recall	Pass (%)	Recall
CoT	SFT [20]	50.6±1.6	0.7952	47.1±0.8	0.8081	<u>40.4±0.8</u>	0.6833	40.2±0.9	0.6769
	RFT [40] (2023)	50.2±1.2	<u>0.8061</u>	45.9±1.8	<u>0.8197</u>	<u>38.5±1.2</u>	<u>0.7536</u>	39.5±0.7	<u>0.7323</u>
	PPO (Final Reward) [17]	50.9±1.0	0.8030	46.6±2.0	0.8185	40.2±0.0	0.6869	39.2±0.1	0.6817
	ETO (DPO) [28] (2024)	50.3±0.9	0.7874	45.9±0.3	0.7859	38.8±1.0	0.7150	40.2±0.5	0.7176
	ArCHer [43] (2024)	<u>51.8±0.8</u>	0.8005	<u>47.5±0.6</u>	0.8039	35.5±2.8	0.6907	<u>42.8±0.6</u>	0.6693
	StepTool (Ours)	61.1±0.7	0.8743	56.6±2.2	0.8992	45.9±1.8	0.7724	47.3±0.4	0.7500
<i>Improvement</i>		17.95%	8.46%	19.16%	9.70 %	13.61%	2.50%	10.51%	2.42%
DFSdT	SFT [20]	58.7±1.0	0.8419	54.3±1.1	0.8665	54.1±1.3	0.7331	46.6±1.0	0.7092
	RFT [40] (2023)	55.0±1.6	0.8490	49.5±0.8	0.8531	<u>58.5±2.4</u>	<u>0.7465</u>	41.1±0.5	<u>0.7598</u>
	PPO (Final Reward) [17]	59.6±1.1	0.8360	54.0±1.6	0.8709	39.9±0.8	0.7344	42.4±0.5	0.7004
	ETO (DPO) [28] (2024)	57.1±1.2	0.8412	54.5±2.1	<u>0.8747</u>	44.0±2.8	0.7298	<u>47.9±0.8</u>	0.7487
	ArCHer [43] (2024)	<u>60.0±1.5</u>	<u>0.8491</u>	<u>54.5±0.8</u>	0.8724	53.3±2.0	0.7284	45.6±0.3	0.7207
	StepTool (Ours)	64.1±1.4	0.8797	60.3±0.9	0.9004	64.8±2.3	0.7831	53.2±1.2	0.7819
<i>Improvement</i>		6.83%	3.61 %	10.64%	2.95 %	10.77%	4.90 %	11.06%	2.92 %

A100 40G GPUs. Further experimental details, including hyperparameters, initialization, and training schedules, are available in our code repository² for transparency and reproducibility.

5.2 RQ1: Overall Performance over other optimization methods

Table 3 presents a comprehensive comparison of StepTool against strong baselines, evaluated using *Pass (%)* and *Recall* metrics. Below are some key observations:

- **Significant improvement in task success.** StepTool achieves substantial gains in pass rate across all benchmarks, with improvements of up to 19.16% under the CoT strategy. This demonstrates the effectiveness of our step-wise optimization framework, which is explicitly designed to maximize the overall task-level reward rather than focusing on isolated action steps, thereby better aligning the learning objective with the end-task success.
- **Consistent recall improvement across datasets.** Although recall scores of baseline models are already relatively high, StepTool achieves consistent improvements across all benchmarks. This suggests that our method enhances not only task success but also the reliability of retrieving relevant tools, reflecting improved alignment with tool-use objectives in multi-step reasoning.
- **Robustness under different reasoning strategies.** StepTool consistently outperforms all baseline methods under both CoT and DFSdT strategies. Its performance advantage persists even when the reasoning process is enhanced with higher-quality demonstrations, suggesting that our optimization method is robust and complementary to different reasoning strategies.

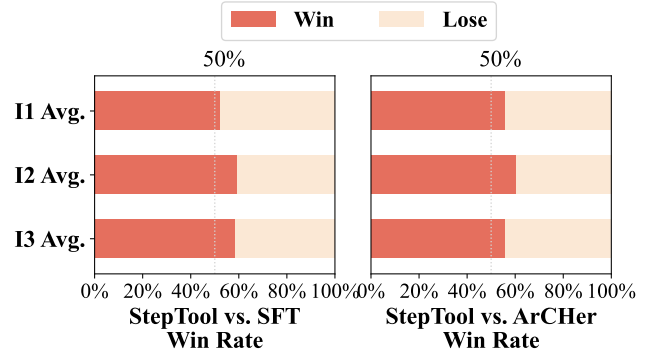


Figure 4: Win rate of StepTool over leading baselines under the CoT strategy on ToolBench.

In addition, we report win rate [20] results under the CoT strategy in Figure 4. Across all evaluation subsets, StepTool achieves win rates ranging from 52.5% to 60.3% when compared to SFT and ArCHer. These results indicate that StepTool consistently generates better solution trajectories, further validating its effectiveness in multi-step, tool-based task solving.

5.3 RQ2: Performance on Different Backbone Models

To further validate the generality and broad applicability of StepTool, we evaluate its effectiveness on two representative backbone models: Llama3.1-8B-Instruct (**Llama3.1-8B**)[32] and Qwen2-7B-Instruct (**Qwen2-7B**)[39]. These models are selected due to their

²<https://github.com/yuyq18/StepTool>

Table 4: The performance on ToolBench I3. and ToolLens Test. on different backbone models. “Llama-3.1-8B” and “Qwen2-7B” stands for Llama3.1-8B-Instruct and Qwen2-7B-Instruct respectively.

Method	ToolBench I3.		ToolLens Test.	
	Pass (%)	Recall	Pass (%)	Recall
Llama-3.1-8B				
SFT (CoT)	36.3 \pm 0.8	0.6975	40.8 \pm 0.5	0.6161
Ours (CoT)	42.6\pm2.4	0.7251	51.6\pm0.8	0.6950
SFT (DFSDT)	45.9 \pm 1.3	0.7271	49.6 \pm 0.5	0.6857
Ours (DFSDT)	50.5\pm1.0	0.7434	53.3\pm0.3	0.7345
Qwen2-7B				
SFT (CoT)	40.7 \pm 0.8	0.6866	46.6 \pm 1.2	0.6037
Ours (CoT)	48.6\pm1.9	0.7230	58.8\pm0.7	0.6769
SFT (DFSDT)	57.7 \pm 1.0	0.7404	62.0 \pm 0.4	0.7154
Ours (DFSDT)	62.0\pm1.4	0.7781	63.4\pm1.2	0.7358

widespread adoption in recent open-source LLM research and their strong performance across a variety of downstream tasks.

Table 4 reports the performance comparison between the standard SFT-trained base models and those optimized with StepTool. As shown, StepTool consistently yields improvements in both pass rate and relevant tool recall for Llama3.1-8B and Qwen2-7B across multiple benchmarks. These consistent gains across different architectures underscore the robustness and versatility of StepTool. It serves as a model-agnostic enhancement framework, capable of improving multi-step tool usage in LLMs regardless of their architectural design or pretraining origin.

5.4 RQ3: Does StepTool Enable Knowledge Discovery Beyond Prior Re-weighting?

To investigate whether StepTool leads to genuine knowledge discovery or merely re-weights prior knowledge, we evaluate its performance using the Pass@ k metric—commonly used in domains such as program synthesis and mathematical reasoning [8, 15]. A method focused solely on re-weighting priors would show gains predominantly at low values of k , with diminishing returns as k increases. Given the number of sampled trajectories and the cost of real-world API interactions, we randomly selected 120 tasks from ToolBench, uniformly sampling 40 tasks from each of three representative subsets (I1., I2., and I3.) to ensure coverage and diversity.

As shown in Table 5, StepTool consistently improves performance across all Pass@ k metrics. Specifically, it boosts Pass@2 by 13.88%, Pass@4 by 12.38%, and Pass@8 by 8.73% compared to the SFT-trained origin model. These results indicate that the improvements are not confined to just the top few responses, but persist across a broader range of sampled trajectories. This trend supports the interpretation that StepTool facilitates true knowledge discovery. Rather than merely adjusting prior probabilities, the model benefits from exploration and reward-guided refinement during reinforcement learning, enabling it to uncover new and effective tool-use strategies.

Table 5: Pass@ k performance comparison between StepTool and SFT on the ToolLLaMa model, evaluated under the CoT strategy. The results report the average performance across all subsets (I1., I2. and I3.).

Metric	Methods		Improv.%
	+ SFT	+ StepTool	
Pass Rate@2	53.3 \pm 2.8	60.7\pm2.8	13.88%
Pass Rate@4	62.2 \pm 3.8	69.9\pm2.8	12.38%
Pass Rate@8	67.6 \pm 3.6	73.5\pm3.3	8.73%

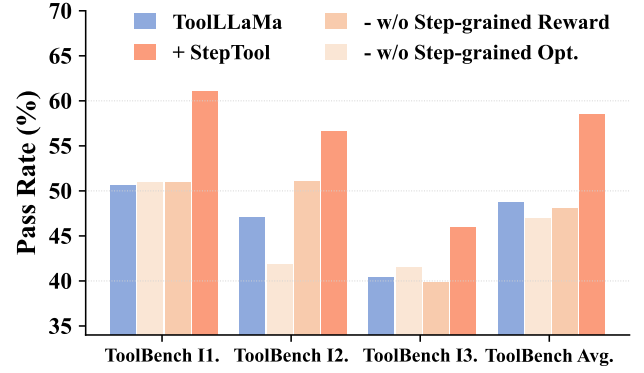


Figure 5: Ablation study on two components of StepTool under the CoT strategy on ToolBench.

5.5 RQ4: Impact of Step-grained Components

To further evaluate the contributions of each step-grained component in our framework, we conduct an ablation study on two variants of StepTool.

w/o Step-grained Reward. In this variant, all intermediate rewards are set to 0, effectively removing the step-grained reward signal. As shown in Figure 5, this leads to a clear performance drop, confirming the importance of providing informative feedback at each intermediate step.

w/o Step-grained Optimization. Here, we retain step-grained rewards but discard our optimization strategy by training the model using standard PPO on sub-trajectories ending at intermediate steps. As shown in Figure 5, this also results in noticeable performance degradation, indicating that traditional PPO fails to fully leverage step-wise dependencies.

Together, these results demonstrate that both step-grained rewards and step-grained optimization are essential for effectively guiding LLMs in multi-step tool use tasks.

5.6 Further Analysis

5.6.1 Error Analysis. To understand model failures in multi-step tool usage, we categorize the error cases for RFT and StepTool on ToolBench into four types: Tool Selection, Hallucination Tool, Arguments, and Parse errors, as shown in Table 6.

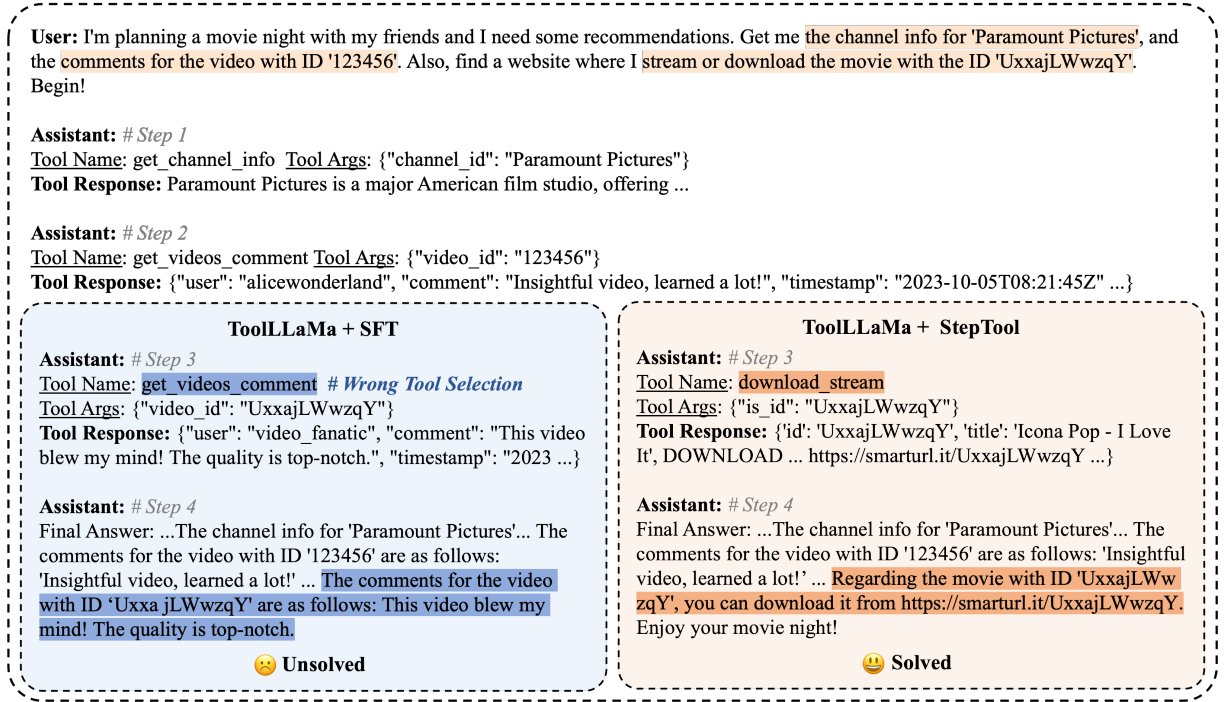


Figure 6: A case study on the I3 Ins. subset comparing ToolLLaMa with SFT and ToolLLaMa with StepTool: StepTool successfully corrects the wrong tool selection.

Table 6: The statistics of failure cases for RFT and StepTool on ToolBench, categorized by error type.

Error type	RFT	StepTool
# 1. Tool Selection error: The model selects incorrect tools or fails to invoke necessary tools for completing the task.	12.01%	7.86%
# 2. Hallucination Tool error: The model fabricates tools that do not exist or are not part of the available toolset.	2.15%	1.00%
# 3. Arguments error: The model invokes the correct tool but provides incorrect or irrelevant arguments, leading to failure.	1.60%	0.96%
# 4. Parse error: The tool call is malformed or syntactically incorrect, preventing proper execution.	1.12%	0.24%

Compared to RFT, StepTool achieves substantial reductions in all error categories. Notably, the *Tool Selection* error rate drops from 12.01% to 7.86%, indicating that step-grained optimization significantly improves tool choices. *Hallucination Tool* and *Parse* errors also decline, confirming our method’s effectiveness in tool call reliability and precision.

Despite improvements, *Tool Selection* remains the most frequent error for both models, highlighting tool choice as the core challenge in tool-augmented decision-making.

5.6.2 Case Study. To better understand how StepTool enhances intermediate decisions, we present a representative case in Figure 6, where it successfully corrects a tool selection error made by ToolLLaMa. In this example, the user requests channel information, video comments, and streaming sources for movies. ToolLLaMa first retrieves the correct channel info and video comments, but mistakenly calls the `get_videos_comment` tool again instead of switching to the `download_stream` tool. After applying StepTool, the model correctly uses the `download_stream` tool, providing the streaming link and fulfilling the request. Additional cases of missing tool calls and argument errors are provided in our code repository³.

6 Conclusion

In this work, we introduced **StepTool**, a step-grained reinforcement learning framework designed to enhance LLMs’ ability to tackle complex, multi-step tasks using multiple tools. StepTool features two core components: *Step-grained Reward Shaping*, which evaluates tool invocation success and task contributions, and *Step-grained Optimization*, a step-grained reinforcement-based optimization method. Experimental results demonstrate that StepTool consistently outperforms strong SFT- and RL-based baselines across multiple benchmarks, models, and reasoning strategies, with clear improvements in both task success (Pass Rate) and tool-use accuracy (Recall). By explicitly optimizing intermediate decisions, StepTool offers a new perspective for aligning tool-augmented LLMs with step-wise objectives and can be extended to adaptive reward modeling and broader tool-use contexts.

³<https://github.com/yuyq18/StepTool>

7 GenAI Usage Disclosure

During the preparation of this paper, the authors used OpenAI’s ChatGPT (GPT-4) to assist with grammar and phrasing. The tool was used similarly to conventional writing aids and did not contribute to the core methodology, experiments, or results. Although our framework supports flexible reward annotation strategies, we employed GPT-4 to assist with step-level reward annotation, leveraging its strong semantic understanding, accessibility, and cost-effectiveness. In line with ToolBench [20], GPT-4 was also used to evaluate pass rate and win rate following standard protocols. Further details are provided in subsection 4.1 and subsection 5.1.

References

- [1] Ibrahim Abdelaziz, Kinjal Basu, Mayank Agarwal, Sadhana Kumaravel, Matthew Stallone, Rameswar Panda, Yara Rizk, GP Bhargav, Maxwell Crouse, Chulaka Gunasekara, et al. 2024. Granite-function calling model: Introducing function calling abilities via multi-task learning of granular tasks. *arXiv preprint arXiv:2407.00121* (2024).
- [2] Tom Brown, Benjamin Mann, Nick Ryder, Melanie Subbiah, Jared D Kaplan, Prafulla Dhariwal, Arvind Neelakantan, Pranav Shyam, Girish Sastry, Amanda Askell, et al. 2020. Language models are few-shot learners. *Advances in neural information processing systems* 33 (2020), 1877–1901.
- [3] Thomas Carta, Clément Romac, Thomas Wolf, Sylvain Lamprier, Olivier Sigaud, and Pierre-Yves Oudeyer. 2023. Grounding large language models in interactive environments with online reinforcement learning. In *International Conference on Machine Learning*. PMLR, 3676–3713.
- [4] Sijia Chen, Yibo Wang, Yi-Feng Wu, Qing-Guo Chen, Zhao Xu, Weihua Luo, Kaifu Zhang, and Lijun Zhang. 2024. Advancing Tool-Augmented Large Language Models: Integrating Insights from Errors in Inference Trees. *arXiv preprint arXiv:2406.07115* (2024).
- [5] Wenhui Chen, Xueguang Ma, Xinyi Wang, and William W. Cohen. 2023. Program of Thoughts Prompting: Disentangling Computation from Reasoning for Numerical Reasoning Tasks. *Transactions on Machine Learning Research* (2023).
- [6] Paul F Christiano, Jan Leike, Tom Brown, Miljan Martic, Shane Legg, and Dario Amodei. 2017. Deep reinforcement learning from human preferences. *Advances in neural information processing systems* 30 (2017).
- [7] Zhicheng Guo, Sijie Cheng, Hao Wang, Shihao Liang, Yujia Qin, Peng Li, Zhiyuan Liu, Maosong Sun, and Yang Liu. 2024. StableToolBench: Towards Stable Large-Scale Benchmarking on Tool Learning of Large Language Models. *arXiv preprint arXiv:2403.07714* (2024).
- [8] Alex Havrilla, Yuqing Du, Sharath Chandra Raparthy, Christoforos Nalmpantis, Jane Dwivedi-Yu, Maksym Zhuravinskiy, Eric Hambro, Sainbayar Sukhbaatar, and Roberta Raileanu. 2024. Teaching large language models to reason with reinforcement learning. *arXiv preprint arXiv:2403.04642* (2024).
- [9] Xin Lai, Zhuotao Tian, Yukang Chen, Senqiao Yang, Xiangru Peng, and Jiaya Jia. 2024. Step-dpo: Step-wise preference optimization for long-chain reasoning of llms. *arXiv preprint arXiv:2406.18629* (2024).
- [10] Hunter Lightman, Vineet Kosaraju, Yura Burda, Harri Edwards, Bowen Baker, Teddy Lee, Jan Leike, John Schulman, Ilya Sutskever, and Karl Cobbe. 2023. Let’s Verify Step by Step. *arXiv preprint arXiv:2305.20050* (2023).
- [11] Xukun Liu, Zhiyuan Peng, Xiaoyuan Yi, Xing Xie, Lirong Xiang, Yuchen Liu, and Dongkuan Xu. 2024. ToolNet: Connecting Large Language Models with Massive Tools via Tool Graph. *arXiv:2403.00839* [cs.AI]
- [12] Yanming Liu, Xinyue Peng, Yuwei Zhang, Jiannan Cao, Xuhong Zhang, Sheng Cheng, Xun Wang, Jianwei Yin, and Tianyu Du. 2024. Tool-Planner: Dynamic Solution Tree Planning for Large Language Model with Tool Clustering. *arXiv:2406.03807* [cs.AI]
- [13] Zuxin Liu, Thai Hoang, Jianguo Zhang, Ming Zhu, Tian Lan, Shirley Kokane, Juntao Tan, Weiran Yao, Zhiwei Liu, Yihao Feng, et al. 2024. Apigen: Automated pipeline for generating verifiable and diverse function-calling datasets. *arXiv preprint arXiv:2406.18518* (2024).
- [14] Qianli Ma, Haotian Zhou, Tingkai Liu, Jianbo Yuan, Pengfei Liu, Yang You, and Hongxia Yang. 2023. Let’s reward step by step: Step-Level reward model as the Navigators for Reasoning. *arXiv preprint arXiv:2310.10080* (2023).
- [15] Ansong Ni, Jeevana Priya Inala, Chenglong Wang, Oleksandr Polozov, Christopher Meek, Dragomir Radev, and Jianfeng Gao. 2022. Learning math reasoning from self-sampled correct and partially-correct solutions. *arXiv preprint arXiv:2205.14318* (2022).
- [16] OpenAI. 2023. GPT-4 Technical Report. *arXiv preprint arXiv:2303.08774* (2023).
- [17] Long Ouyang, Jeffrey Wu, Xu Jiang, Diogo Almeida, Carroll Wainwright, Pamela Mishkin, Chong Zhang, Sandhini Agarwal, Katarina Slama, Alex Ray, et al. 2022. Training language models to follow instructions with human feedback. *Advances in neural information processing systems* 35 (2022), 27730–27744.
- [18] Shishir G Patil, Tianjun Zhang, Xin Wang, and Joseph E Gonzalez. 2023. Gorilla: Large language model connected with massive apis. *arXiv preprint arXiv:2305.15334* (2023).
- [19] Yujia Qin, Shengding Hu, Yankai Lin, Weize Chen, Ning Ding, Ganqu Cui, Zheni Zeng, Yufei Huang, Chaojun Xiao, Chi Han, Yi Ren Fung, Yusheng Su, Huadong Wang, Cheng Qian, Runchu Tian, Kunlun Zhu, Shihao Liang, Xingyu Shen, Bokai Xu, Zhen Zhang, Yining Ye, Bowen Li, Ziwei Tang, Jing Yi, Yuzhang Zhu, Zhenning Dai, Lan Yan, Xin Cong, Yaxi Lu, Weilin Zhao, Yuxiang Huang, Junxi Yan, Xu Han, Xian Sun, Dahai Li, Jason Phang, Cheng Yang, Tongshuang Wu, Heng Ji, Zhiyuan Liu, and Maosong Sun. 2024. Tool Learning with Foundation Models. *arXiv:2304.08354* [cs.CL]
- [20] Yujia Qin, Shihao Liang, Yining Ye, Kunlun Zhu, Lan Yan, Yaxi Lu, Yankai Lin, Xin Cong, Xiangru Tang, Bill Qian, et al. 2023. Toolllm: Facilitating large language models to master 16000+ real-world apis. *arXiv preprint arXiv:2307.16789* (2023).
- [21] Changle Qu, Sunhao Dai, Xiaochi Wei, Hengyi Cai, Shuaiqiang Wang, Dawei Yin, Jun Xu, and Ji-Rong Wen. 2024. Towards completeness-oriented tool retrieval for large language models. In *Proceedings of the 33rd ACM International Conference on Information and Knowledge Management*. 1930–1940.
- [22] Rafael Rafailov, Archit Sharma, Eric Mitchell, Christopher D Manning, Stefano Ermon, and Chelsea Finn. 2024. Direct preference optimization: Your language model is secretly a reward model. *Advances in Neural Information Processing Systems* 36 (2024).
- [23] Timo Schick, Jane Dwivedi-Yu, Roberto Dessi, Roberta Raileanu, Maria Lomeli, Eric Hambro, Luke Zettlemoyer, Nicola Cancedda, and Thomas Scialom. 2024. Toolformer: Language models can teach themselves to use tools. *Advances in Neural Information Processing Systems* 36 (2024).
- [24] John Schulman, Filip Wolski, Prafulla Dhariwal, Alec Radford, and Oleg Klimov. 2017. Proximal policy optimization algorithms. *arXiv preprint arXiv:1707.06347* (2017).
- [25] Zhihong Shao, Peiyi Wang, Qihao Zhu, Runxin Xu, Junxiao Song, Mingchuan Zhang, YK Li, Y Wu, and Daya Guo. 2024. Deepseekmath: Pushing the limits of mathematical reasoning in open language models. *arXiv:2402.03300* (2024).
- [26] Yongliang Shen, Kaitao Song, Xu Tan, Dongsheng Li, Weiming Lu, and Yueting Zhuang. 2024. Hugginggpt: Solving ai tasks with chatgpt and its friends in hugging face. *Advances in Neural Information Processing Systems* 36 (2024).
- [27] Mohit Shridhar, Xingdi Yuan, Marc-Alexandre Côté, Yonatan Bisk, Adam Trischler, and Matthew Hausknecht. 2021. ALFWorld: Aligning Text and Embodied Environments for Interactive Learning. In *Proceedings of the International Conference on Learning Representations (ICLR)*.
- [28] Yifan Song, Da Yin, Xiang Yue, Jie Huang, Sujian Li, and Bill Yuchen Lin. 2024. Trial and Error: Exploration-Based Trajectory Optimization of LLM Agents. In *Proceedings of the 62nd Annual Meeting of the Association for Computational Linguistics (Volume 1: Long Papers)*. 7584–7600.
- [29] Richard S Sutton, David McAllester, Satinder Singh, and Yishay Mansour. 1999. Policy gradient methods for reinforcement learning with function approximation. *Advances in neural information processing systems* 12 (1999).
- [30] Weihao Tan, Wentao Zhang, Shanqi Liu, Longtao Zheng, Xinrun Wang, and Bo An. 2024. True knowledge comes from practice: Aligning llms with embodied environments via reinforcement learning. *arXiv preprint arXiv:2401.14151* (2024).
- [31] Qiaoyu Tang, Ziliang Deng, Hongyu Lin, Xianpei Han, Qiao Liang, Boxi Cao, and Le Sun. 2023. Toolalpaca: Generalized tool learning for language models with 3000 simulated cases. *arXiv preprint arXiv:2306.05301* (2023).
- [32] Hugo Touvron, Louis Martin, Kevin Stone, Peter Albert, Amjad Almahairi, Yasmine Babaei, Nikolay Bashlykov, Soumya Batra, Prajwal Bhargava, Shriti Bhosale, et al. 2023. Llama 2: Open foundation and fine-tuned chat models. *arXiv preprint arXiv:2307.09288* (2023).
- [33] Jonathan Uesato, Nate Kushman, Ramana Kumar, Francis Song, Noah Siegel, Lisa Wang, Antonia Creswell, Geoffrey Irving, and Irina Higgins. 2022. Solving math word problems with process- and outcome-based feedback. *arXiv preprint arXiv:2211.14275* (2022).
- [34] Boshi Wang, Hao Fang, Jason Eisner, Benjamin Van Durme, and Yu Su. 2024. LLMs in the Imaginarium: Tool Learning through Simulated Trial and Error. *arXiv:2403.04746* [cs.CL]
- [35] Peiyi Wang, Lei Li, Zhihong Shao, RX Xu, Damai Dai, Yifei Li, Deli Chen, Y Wu, and Zhifang Sui. 2023. Math-shepherd: Verify and reinforce llms step-by-step without human annotations. *CoRR, abs/2312.08935* (2023).
- [36] Jason Wei, Xuezhi Wang, Dale Schuurmans, Maarten Bosma, Fei Xia, Ed Chi, Quoc V Le, Denny Zhou, et al. 2022. Chain-of-thought prompting elicits reasoning in large language models. *Advances in neural information processing systems* 35 (2022), 24824–24837.
- [37] Muning Wen, Ziyu Wan, Weinan Zhang, Jun Wang, and Ying Wen. 2024. Reinforcing Language Agents via Policy Optimization with Action Decomposition. *arXiv preprint arXiv:2405.15821* (2024).
- [38] Ronald J Williams. 1992. Simple statistical gradient-following algorithms for connectionist reinforcement learning. *Machine learning* 8 (1992), 229–256.
- [39] An Yang, Baosong Yang, Binyuan Hui, Bo Zheng, Bowen Yu, Chang Zhou, Chengpeng Li, Chengyuan Li, Dayiheng Liu, Fei Huang, et al. 2024. Qwen2 technical

- report. *arXiv preprint arXiv:2407.10671* (2024).
- [40] Zheng Yuan, Hongyi Yuan, Chengpeng Li, Guanting Dong, Keming Lu, Chuanqi Tan, Chang Zhou, and Jingren Zhou. 2023. Scaling relationship on learning mathematical reasoning with large language models. *arXiv preprint arXiv:2308.01825* (2023).
- [41] Aohan Zeng, Xiao Liu, Zhengxiao Du, Zihan Wang, Hanyu Lai, Ming Ding, Zhuoyi Yang, Yifan Xu, Wendi Zheng, Xiao Xia, et al. 2022. Glm-130b: An open bilingual pre-trained model. *arXiv preprint arXiv:2210.02414* (2022).
- [42] Yuanhang Zheng, Peng Li, Wei Liu, Yang Liu, Jian Luan, and Bin Wang. 2024. ToolRerank: Adaptive and Hierarchy-Aware Reranking for Tool Retrieval. arXiv:2403.06551 [cs.IR]
- [43] Yifei Zhou, Andrea Zanette, Jiayi Pan, Sergey Levine, and Aviral Kumar. 2024. Archer: Training language model agents via hierarchical multi-turn rl. *arXiv preprint arXiv:2402.19446* (2024).