

# Learning Tree Pattern Transformations

**Daniel Neider** ✉

TU Dortmund University, Germany

Center for Trustworthy Data Science and Security, UA Ruhr, Germany

**Leif Sabellek** ✉

CONTACT Research, Germany

**Johannes Schmidt** ✉

Jönköping University, Sweden

**Fabian Vehlken** ✉

Ruhr University Bochum, Germany

**Thomas Zeume** ✉

Ruhr University Bochum, Germany

---

## Abstract

---

Explaining why and how a tree  $t$  structurally differs from another tree  $t^*$  is a question that is encountered throughout computer science, including in understanding tree-structured data such as XML or JSON data. In this article, we explore how to learn explanations for structural differences between pairs of trees from sample data: suppose we are given a set  $\{(t_1, t_1^*), \dots, (t_n, t_n^*)\}$  of pairs of labelled, ordered trees; is there a small set of rules that explains the structural differences between all pairs  $(t_i, t_i^*)$ ? This raises two research questions: (i) what is a good notion of “rule” in this context?; and (ii) how can sets of rules explaining a data set be learnt algorithmically?

We explore these questions from the perspective of database theory by (1) introducing a pattern-based specification language for tree transformations; (2) exploring the computational complexity of variants of the above algorithmic problem, e.g. showing NP-hardness for very restricted variants; and (3) discussing how to solve the problem for data from CS education research using SAT solvers.

**2012 ACM Subject Classification** Theory of computation  $\rightarrow$  Logic; Theory of computation  $\rightarrow$  Problems, reductions and completeness; Social and professional topics  $\rightarrow$  Computing education

**Keywords and phrases** Tree pattern transformations, passive learning, computational complexity

**Funding** *Johannes Schmidt*: Partially supported by the Swedish Research Council (VR), grant 2022-03214.

*Fabian Vehlken*: Supported by the Deutsche Forschungsgemeinschaft (DFG, German Research Foundation), grant 448468041.

*Thomas Zeume*: Supported by the Deutsche Forschungsgemeinschaft (DFG, German Research Foundation), grant 448468041.

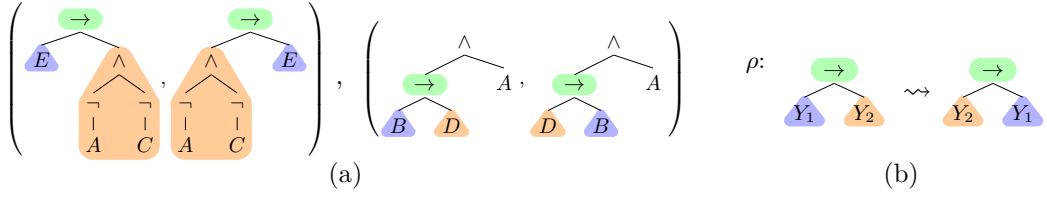
**Acknowledgements** We are grateful to Florin Manea and Markus Schmid for insightful discussions.

## 1 Introduction

Explaining why and how a tree  $t$  structurally differs from another tree  $t^*$  is a question that is encountered throughout computer science, including in understanding tree-structured data such as XML or JSON data, analysis of formal syntax trees, or code optimization.

In this article, we explore how to learn explanations for structural differences between pairs of trees from sample data: suppose we are given a set  $\{(t_1, t_1^*), \dots, (t_n, t_n^*)\}$  of pairs of labelled, ordered trees; is there a small set  $\Gamma$  of rules that explains the structural differences between all pairs  $(t_i, t_i^*)$ ? This raises two research questions:

- (i) What is a good notion of “rule” in this context?
- (ii) How can sets of rules explaining a data set be learnt algorithmically?



■ **Figure 1** (a) Two pairs of syntax trees for the pairs  $(E \rightarrow (\neg A \wedge \neg C), (\neg A \wedge \neg C) \rightarrow E)$  and  $((B \rightarrow D) \wedge A, (D \rightarrow B) \wedge A)$  of propositional formulas. (b) A tree pattern transformation explaining the structural differences of both pairs. The transformation selects a  $\rightarrow$ -labelled node and swaps its subtrees  $Y_1$  and  $Y_2$ .

We explore these questions from the perspective of database theory.

Our initial motivation for addressing these questions comes from CS education research on understanding common mistakes and misconceptions of students in introductory courses on *Logic in Computer Science*. A common educational task for students in such courses is to model scenarios described in natural language by logical formulas. A teacher provides the description and a solution formula  $\varphi$ , and students try to model the description with a formula  $\varphi^*$ . The student attempt is correct if it is equivalent to  $\varphi$ . Empirically, most students try to write  $\varphi$ , if  $\varphi$  is close to the “logical structure of the provided description”. So, a natural approach for understanding what kind of mistakes students make in modelling is to find explanations for structural differences between the syntax trees of  $\varphi$  and  $\varphi^*$ . Similarly, when transforming a formula into some normal form, individual transformation steps by students may incorrectly transform a formula  $\varphi$  into a formula  $\varphi^*$ . To identify types of mistakes students make, it is helpful to look for explanations for structural differences.

Within the educational support system *ILTIS* [15], a large set of sample data from students has been collected, e.g.  $> 500$  pairs  $(\varphi, \varphi^*)$  of propositional formulas for many modelling exercises. In a preliminary analysis of this data with a custom approach, common types of mistakes in propositional logic have been identified by Schmellenkamp et al. [14]. For scaling this analysis and to ensure that a broad set of explanations are taken into account, a more systematic approach is needed. This work takes a first step in this direction.

While our motivation comes from CS education research, we believe that the raised conceptual questions are relevant and interesting for tree-shaped data in general. We therefore state them in the language of database theory and address them with techniques from this field.

## Contributions

Towards a notion of rules for explaining structural differences between pairs of trees, we introduce a tree pattern based transformation language for labelled, ordered trees (see Section 2). For us, a tree pattern essentially is a tree whose nodes are labelled with labels, node variables, and tree variables. Such a tree pattern can be matched into a tree, meaning that nodes of the pattern are injectively<sup>1</sup> mapped to nodes of the tree respecting the tree structure and labels. A tree pattern transformation is of the form  $\sigma \rightsquigarrow \sigma^*$  for two tree patterns  $\sigma$  and  $\sigma^*$ . It is applied to a tree  $t$  by matching  $\sigma$  into  $t$  and constructing a tree  $t^*$  according to the shape of  $\sigma^*$  and according to how variables are assigned (see Figure 1 for an illustration).

<sup>1</sup> While injective semantics are less common for tree patterns, they are more natural in the context of tree transformations, see Section 2.

We then study algorithmic properties of tree pattern transformations (see Section 3). We are particularly interested in variants of the following algorithmic problem:

*Problem:* LEARNINGTREETRANSFORMATIONS

*Input:* Pairs  $(t_1, t_1^*), \dots, (t_n, t_n^*)$  of labelled, ordered trees, and  $s, r \in \mathbb{N}$ .

*Find:* A set  $\Gamma$  of at most  $r$  tree pattern transformations such that  $t_i$  can be transformed into  $t_i^*$  with transformations from  $\Gamma$  in at most  $s$  steps, for all  $i$ .

It turns out that this algorithmic problem is already NP-hard, even for very restricted inputs. For instance, we show that it is hard when fixing  $s = 1$  as well as when fixing  $s = 3$  and  $r = 2$ . Due to the hardness, we discuss how to attack the problem by encoding it into SAT and employing a SAT solver (see Section 3.2). We apply this approach exemplarily to educational data (see Appendix B.1.2).

## Related work

Tree patterns have been studied extensively for tree-shaped data by the database theory community. Among other things, the computational complexity of algorithmic problems for tree patterns, such as containment and minimisation, has received much attention (see e.g. [5], also for an extensive list of references). Our notion of tree patterns slightly differs from the standard notion, as we require matches to be injective and use tree variables. We deviate to accommodate our motivation to learn structural differences, as discussed in the next section.

Manipulation of tree-shaped data has been studied in the context of tree transductions [11, 3], especially in the context of XML [16, 10]. Edit distances and similar measures have also been studied [2, 17]. We introduce another formalism for manipulating trees, tree pattern transformations, as it is unclear how to extract high-level explanations for structural differences between trees from existing formalisms.

Learning from examples has been studied before in the context of tree-shaped objects. Tree patterns representing queries on graphs are learned in [4]. The complexity of finding string patterns common to a set of strings is studied in [1]. Syntax trees of LTL and PSL formulas have been learnt by employing SAT solvers in [12] and [13]. Our setting conceptually differs from these standard approaches as we aim at learning tree pattern transformations explaining differences between pairs of trees (instead of learning trees only). Also, typically we are interested in learning multiple transformations, whereas in the above learning problems only a single “object” is learned (e.g. a string pattern, an LTL formula, ...).

## 2 Pattern-Based Tree Transformations

The goal of our tree transformation language is to explain structural differences between trees. Before formalizing our language, we discuss some of our design choices and fix notations.

**Towards explaining structural differences between trees** In many contexts, structural differences between trees  $t$  and  $t^*$  are mostly local in the following sense:  $t$  can be transformed into  $t^*$  by “reshuffling” a small subtree  $t_v$  rooted at some node  $v$  of  $t$  and keeping the rest of  $t$  as is. This basic idea is already illustrated in Fig. 1. Formally, a tree pattern transformation will be of the form  $\sigma \rightsquigarrow \sigma^*$  for two tree patterns  $\sigma$  and  $\sigma^*$  called *body* and *head*, respectively. A transformation is applied to a tree  $t$  by matching its body into  $t$  and manipulating the “covered” subtree as indicated by the head. To this end, body and head may use explicit labels, node variables to “copy” labels of single nodes, and tree variables to “copy” subtrees.

► **Example 1.** Consider the tree pattern transformation  $\rho$ :  $\begin{array}{c} x_1 \\ \swarrow \searrow \\ Y_1 \quad Y_2 \end{array} \rightsquigarrow \begin{array}{c} x_1 \\ \swarrow \searrow \\ Y_2 \quad Y_1 \end{array}$  with node variable  $x_1$  and tree variables  $Y_1$  and  $Y_2$ . The structural differences between the two pairs

$$\left( \begin{array}{c} a \\ \swarrow \searrow \\ b \quad c \\ \swarrow \searrow \\ d \quad e \end{array}, \begin{array}{c} a \\ \swarrow \searrow \\ c \quad b \\ \swarrow \searrow \\ d \quad e \end{array} \right), \left( \begin{array}{c} b \\ \swarrow \searrow \\ e \quad c \\ \swarrow \searrow \\ d \quad g \end{array}, \begin{array}{c} b \\ \swarrow \searrow \\ e \quad c \\ \swarrow \searrow \\ g \quad d \end{array} \right)$$

of trees are explained by  $\rho$  by applying it to the root in the first pair, and to the left child of the root in the second pair. The node variable  $x_1$  then copies the labels  $a$  and  $e$ , respectively, and the tree variables  $Y_1$  and  $Y_2$  copy suitable subtrees. ◀

Our goal to use tree pattern transformations to explain structural differences between trees requires to exactly capture the structure of trees. This influences our choice of semantics for tree patterns as follows. We require that

1. tree patterns can be matched anywhere in trees (and not just root nodes); and
2. tree pattern nodes with  $k$  children must be matched to tree nodes with exactly  $k$  children.

Requirement 1 allows for more flexible explanations as is already illustrated in Example 1. Requirement 2, although non-standard, is desirable in our context because we use tree patterns as a building block for tree transformations.

► **Example 2.** Consider the tree  $t$ :  $\begin{array}{c} a \\ \swarrow \searrow \\ b \quad c \\ \quad \swarrow \searrow \\ \quad \quad d \end{array}$  and transformation  $\rho$ :  $\begin{array}{c} x_1 \\ | \\ x_2 \end{array} \rightsquigarrow x_2$  with node

variables  $x_1$  and  $x_2$ . Here, the tree pattern node labelled with  $x_1$  has fewer children than the node labelled  $a$  in  $t$ . If matching  $\rho$  to  $t$  by mapping  $x_1$  to the  $a$ -labelled node and  $x_2$  to the  $b$ -labelled node was allowed, the result would be a single node labelled  $b$ . The  $c$ -labelled node and its  $d$ -labelled child would be removed without a “good explanation”.

Now consider a slightly different transformation  $\rho'$ :  $\begin{array}{c} x_1 \\ \swarrow \downarrow \searrow \\ x_2 \quad Y_1 \quad Y_2 \end{array} \rightsquigarrow \begin{array}{c} x_1 \\ \swarrow \searrow \\ x_2 \quad Y_1 \end{array}$  in which the body's root node has more children than the  $a$ -labelled node in  $t$ . Matching the body of  $\rho'$  into  $t$  would require the embedding to be non-injective, for example, the tree variables  $Y_1$  and  $Y_2$  could both capture the subtree rooted at  $c$ . But then it is not clear what the result of applying  $\rho'$  to  $t$  would be, because the subtree rooted at  $c$  is supposed to be copied (due to  $Y_1$ ) as well as removed (due to  $Y_2$ ). To avoid this, we require embeddings to be injective. ◀

We highlight that other design choices are possible, whose study we leave for future work.

**Trees and tree patterns** A  $\Sigma$ -labelled (ordered) tree  $t$  is a prefix-closed subset  $V \subseteq \mathbb{N}^*$  together with a labelling function  $\ell: V \rightarrow \Sigma$ . We also write trees  $t$  as  $(V, E, \ell)$  where  $E$  is the set of edges induced by  $V$ , i.e.  $(u, v) \in E$  if  $vj = u$  for some  $j \in \mathbb{N}$ . The children of a node  $v \in V$  are ordered according to the natural linear order on  $\mathbb{N}$ , i.e. for  $u_1 \stackrel{\text{def}}{=} vj_1$  and  $u_2 \stackrel{\text{def}}{=} vj_2$  we have  $u_1 < u_2$  if  $j_1 < j_2$ . For a tree  $t$  and a node  $v$ , we write  $t_v$  for the subtree of  $t$  rooted at  $v$ . A *context*  $\text{context}(t, h)$  is a tree  $t = (V, E, \ell)$  with a *hole*  $h \in V$ . A tree  $t'$  can be *plugged* into a context  $\text{context}(t, h)$  by replacing the node  $h$  by  $t'$  in the tree  $t$ .

A *tree pattern*  $\sigma$  is a  $\Sigma \uplus \mathcal{N} \uplus \mathcal{T}$ -labelled tree, where  $\mathcal{T}$ -labelled nodes must be leaves. The elements of  $\Sigma$  are called *labels*, the elements of  $\mathcal{N}$  are called *node variables*, and the elements of  $\mathcal{T}$  are called *tree variables*. A *match*  $\mu$  of a tree pattern  $\sigma = (V_\sigma, E_\sigma, \ell_\sigma)$  in a tree  $t = (V_t, E_t, \ell_t)$  is an injective mapping  $\mu: V_\sigma \rightarrow V_t$  from nodes of  $\sigma$  to nodes of  $t$  such that

1. labels are mapped consistently, i.e.  $\ell_\sigma(v) = \ell_t(\mu(v))$  for all  $\Sigma$ -labelled nodes in  $V_\sigma$ ;

2. node variables are mapped consistently, i.e. if  $u, v \in V_\sigma$  are labelled with the same node variable, then the nodes  $\mu(u)$  and  $\mu(v)$  must have the same label;
3. tree variables are mapped consistently, i.e. if  $u, v \in V_\sigma$  are labelled with the same tree variable, then the subtrees of  $t$  rooted at  $\mu(u)$  and  $\mu(v)$  are isomorphic; and
4. the number and order of children is preserved, i.e. if  $v \in V_\sigma$  has the children  $u_1 < \dots < u_k$  then  $\mu(v)$  has exactly the children  $\mu(v_1) < \dots < \mu(v_k)$ .

Condition 4 is non-standard, but essential for an intuitive notion of tree pattern transformations (see discussion above).

**Tree pattern transformations** The idea of tree pattern transformations is to select a subtree  $t_r$  of a tree  $t$  rooted at a node  $\nu$  by matching a tree pattern  $\sigma$ , and then to construct a new tree  $t^*$  by plugging a re-combination  $t_\nu^*$  of  $t_\nu$  according to a tree pattern  $\sigma^*$  into the context( $t, \nu$ ). The patterns  $\sigma$  and  $\sigma^*$  may use the same node and tree variables, which allows for rearranging whole subtrees. For an example of a tree pattern transformation and its application we refer to Figure 1.

A *tree pattern transformation*  $\rho: \sigma \rightsquigarrow \sigma^*$  consists of two tree patterns  $\sigma$  and  $\sigma^*$  such that all variables occurring in  $\sigma^*$  also occur in  $\sigma$ . The pattern  $\sigma$  is called *body*,  $\sigma^*$  is called *head*, and  $\rho$  is called *name* of the transformation.

The semantics of tree pattern transformations is defined as follows. A tree pattern transformation  $\rho: \sigma \rightsquigarrow \sigma^*$  *transforms* a tree  $t$  into a tree  $t^*$ , written as  $t^* \in \rho(t)$  or  $t \rightsquigarrow_\rho t^*$ , if there is a match  $\mu_{\sigma,t}$  of  $\sigma$  into  $t$  with root  $\nu$  and a match  $\mu_{\sigma^*,t^*}$  of  $\sigma^*$  into  $t^*$  with root  $\nu^*$  such that

1.  $t$  and  $t^*$  only differ on the subtrees  $t_\nu$  and  $t_{\nu^*}^*$ , i.e. the contexts  $\text{context}(t, \nu)$  and  $\text{context}(t^*, \nu^*)$  are isomorphic (in particular,  $\nu$  and  $\nu^*$  have the same positions in  $t$  and  $t^*$ );
2. the subtree  $t_\nu$  is rearranged into the subtree  $t_{\nu^*}^*$ , i.e.
  - (i) if nodes  $u$  in  $\sigma$  and  $u^*$  in  $\sigma^*$  are labelled with a node variable  $x$ , then  $\mu_{\sigma,t}(u)$  and  $\mu_{\sigma^*,t^*}(u^*)$  have the same label; and
  - (ii) if nodes  $u$  in  $\sigma$  and  $u^*$  in  $\sigma^*$  are labelled with a tree variable  $X$ , then the subtrees of  $t$  and  $t^*$  rooted at  $\mu_{\sigma,t}(u)$  and  $\mu_{\sigma^*,t^*}(u^*)$  are isomorphic.

When  $t \rightsquigarrow_\rho t^*$ , we also say that the tree pattern transformation  $\rho$  *explains* the pair  $(t, t^*)$ , as  $\rho$  can be seen as an explanation for the structural differences of  $t$  and  $t^*$ . Testing whether  $\rho$  explains  $(t, t^*)$  is simple.

► **Proposition 3.** *Given a tree pattern transformation  $\rho: \sigma \rightsquigarrow \sigma^*$  and a pair  $(t, t^*)$  of trees, it can be tested in polynomial time whether  $\rho$  can transform  $t$  into  $t^*$ , i.e. whether  $t \rightsquigarrow_\rho t^*$ .*

**Proof sketch.** Try all pairs  $(\nu, \nu^*)$  of nodes of  $t$  and  $t^*$  as roots for matches of  $\sigma$  and  $\sigma^*$ . ◀

For a set  $\Gamma$  of tree pattern transformations and a pair  $(t, t^*)$  of trees, we also write  $t \rightsquigarrow_\Gamma^s t^*$  if  $t$  can be transformed into  $t^*$  with transformations from  $\Gamma$  in (at most)  $s$  steps. We also say that  $\Gamma$  explains  $(t, t^*)$  in  $s$  steps. Note that we do not need an explicit wildcard label which is common for tree patterns, because it can be simulated by variables that only occur in the body of a transformation.

### 3 Learning Tree Pattern Transformations

In this section we study algorithmic properties of the learning problem for tree pattern transformations. Formally, we consider the following algorithmic problem:

*Problem:* LEARNINGTREETRANSFORMATIONS

*Input:* Pairs  $(t_1, t_1^*), \dots, (t_n, t_n^*)$  of ordered, labelled trees, and  $s, r \in \mathbb{N}$ .

*Find:* A set  $\Gamma$  of at most  $r$  tree pattern transformations that explains all pairs  $(t_i, t_i^*)$  in at most  $s$  steps, i.e. a set  $\Gamma$  such that  $t_i \rightsquigarrow_{\Gamma}^s t_i^*$ , for all  $i$ .

For a pair  $(t_i, t_i^*)$ , we sometimes call  $t_i$  source tree and  $t_i^*$  target tree. Observe that the problem is trivial if  $r \geq n$ , because in this case, one transformation  $\rho_i: t_i \rightsquigarrow t_i^*$  for each pair of trees can be chosen.

### 3.1 Learning Tree Pattern Transformations Is Hard

It is easy to see that LEARNINGTREETRANSFORMATIONS is NP-hard in general.<sup>2</sup> For this reason, we take a closer look at fragments obtained by restricting  $s$  and  $r$ . In practical applications, such as for the data from CS education research sketched in the introduction,  $s$  and  $r$  can be chosen to be very small. For instance, solving the above problem even when fixing the number of steps to  $s = 1$  would help to identify common types of mistakes. Unfortunately, the learning problem remains NP-hard even for small numbers  $s$  of steps and small numbers  $r$  of transformations to learn.

► **Theorem 4.** LEARNINGTREETRANSFORMATIONS is NP-complete when

1. fixing  $s \stackrel{\text{def}}{=} 1$ ; or
2. fixing both  $s \stackrel{\text{def}}{=} 3$  and  $r \stackrel{\text{def}}{=} 2$ .

Membership in NP is straightforward for these cases. We note that membership in NP for the general problem, i.e. for arbitrary  $s$  and  $r$ , is less clear because intermediate trees can become exponentially large. Since  $s$  and  $r$  are small in our applications, we leave the general question for future work.

We prove the hardness of the two cases of Theorem 4 in Propositions 5 and 7.

► **Proposition 5.** LEARNINGTREETRANSFORMATIONS is NP-hard, even when all examples are binary trees with labels from a binary alphabet and when  $s \stackrel{\text{def}}{=} 1$  is fixed.

**Proof sketch.** We start by proving hardness for a large label alphabet  $\Sigma$  and defer a sketch of how to adapt the proof to binary alphabets to Appendix A.1.

We reduce from the NP-complete problem VERTEXCOVER where, given a graph  $G$  with nodes  $V = \{v_1, \dots, v_n\}$  and edges  $E = \{e_1, \dots, e_m\}$  as well as a natural number  $k$ , one asks for a set of at most  $k$  nodes from  $V$  such that each edge from  $E$  is incident to at least one of these nodes (cf. [8]). Such a set of  $k$  nodes is called a  $k$ -vertex cover.

**Construction.** The idea for our reduction  $f$  is to construct from a VERTEXCOVER instance  $(G, k)$ , an instance of LEARNINGTREETRANSFORMATIONS with  $s \stackrel{\text{def}}{=} 1$ ,  $r \stackrel{\text{def}}{=} k$ , and one example pair  $(t_{u,v}, t_{u,v}^*)$  of trees for each edge  $e = (u, v)$ . The goal is that each  $k$ -vertex cover  $S$  of  $G$  corresponds to a solution set  $\Gamma_S$  of transformations of size  $k$  that allows to transform each  $t_{u,v}$  into  $t_{u,v}^*$  in one step.

Let  $\ell$  be minimal such that  $n \leq 2^\ell$ . For each edge  $e = (u, v)$ , construct the pair  $(t_{u,v}, t_{u,v}^*)$  such that  $t_{u,v}$  is the full binary tree of depth  $\ell$  and  $t_{u,v}^*$  is a single node. We associate the first  $n$  leaves (from left to right) of  $t_{u,v}$  with the nodes  $v_1, \dots, v_n$  of the graph. In  $t_{u,v}$ , the leaves corresponding to  $u$  and  $v$  are labelled with  $\ell_{u,v}$  and all other nodes are labelled with  $b$ . In  $t_{u,v}^*$ , the single node is labelled with  $\ell_{u,v}$ . This construction is demonstrated in Example 6.

The reduction  $f$  is clearly computable in polynomial time.

<sup>2</sup> Formally, hardness is for the decision version of LEARNINGTREETRANSFORMATIONS, i.e. “Is there such a set  $\Gamma$ ?”

**Correctness.** Suppose first that  $(G, k)$  is a positive VERTEXCOVER instance with vertex cover  $S = \{v_{c_1}, \dots, v_{c_k}\}$ . We construct a solution set  $\Gamma_S$  of transformations for  $f(G, k)$ . For each  $v_{c_i}$ , the set  $\Gamma_S$  contains one transformation  $\rho_i: \sigma \rightsquigarrow \sigma_i^*$  where

- $\sigma$  is the full binary tree of depth  $\ell$ , whose first  $n$  leaves are labelled with node variables  $x_1, \dots, x_n$  and all other nodes are labelled with  $b$ ; and
- $\sigma_i^*$  consists of a single node labelled with the node variable  $x_{c_i}$ .

The set  $\Gamma_S$  of transformations is of size  $k$  and allows to transform each  $t_{u,v}$  into  $t_{u,v}^*$  in one step. The latter can be seen as follows. The leaves of  $t_{u,v}$  corresponding to  $u$  and  $v$  are labelled with  $\ell_{u,v}$ , while all other nodes have label  $b$ . Since  $S$  is a vertex cover of  $G$ , we have that  $u \in S$  or  $v \in S$ , i.e. there exists  $i$  such that  $u = v_{c_i}$  or  $v = v_{c_i}$ . Hence, applying the transformation  $\rho_i$  to  $t_{u,v}$  yields a single node labelled  $\ell_{u,v}$ , that is,  $t_{u,v}^*$ .

Suppose now that  $f(G, k)$  is a positive LEARNINGTREETRANSFORMATIONS instance with solution set  $\Gamma = \{\rho_1, \dots, \rho_k\}$  of  $k$  transformations. We construct a  $k$ -vertex cover  $S_\Gamma$  from  $\Gamma$ . To this end we show that if a set  $\Gamma$  of size  $k$  solves  $f(G, k)$ , then its transformations must be of a certain form. From transformations of this form we then extract a  $k$ -vertex cover of  $G$ .

We observe that due to the structural differences between source and target trees in all pairs  $(t, t^*)$ , a transformation  $\rho: \sigma \rightsquigarrow \sigma^*$  can transform  $t$  into  $t^*$  only, if

- (a) the root of  $\sigma$  is matched to the root of  $t$  (because the whole tree  $t$  must be replaced by the single node tree  $t^*$ ); and
- (b)  $\sigma^*$  is a single node (because  $t^*$  only has one node) and one of the following cases applies
  - (i)  $\sigma^* = \ell_{u,v}$  for some edge  $(u, v)$ ;
  - (ii)  $\sigma^* = x$  for some node variable  $x$  which occurs in  $\sigma$  at the end of a path of length  $\ell$ ;
  - or
  - (iii)  $\sigma^* = Y$  for some tree variable  $Y$  which occurs in  $\sigma$  at the end of a path of length  $\ell$ .

The condition on  $\sigma$  in Cases (b)(ii) and (b)(iii) comes from the shape of our examples: all second components  $t^*$  of pairs are single nodes labelled with some  $\ell_{u,v}$ . Nodes with such a label occur only at leaves of trees  $t$  in first components. We note that in these cases, the leftmost path to  $x$  or  $Y$  in  $\sigma$  uniquely determines a leaf to which  $x$  is matched when  $\sigma$  is matched to the full binary tree of depth  $\ell$ ; denote the node of  $G$  corresponding to this leaf by  $v_{\sigma,x}$  or  $v_{\sigma,Y}$ , respectively.

The  $k$ -vertex cover  $S_\Gamma$  of  $G$  is constructed from  $\Gamma$  as follows. For each  $\rho: \sigma \rightsquigarrow \sigma^* \in \Gamma$  that explains some example pair  $(t, t^*)$ , we include exactly one node in  $S_\Gamma$ , depending on  $\sigma^*$ :

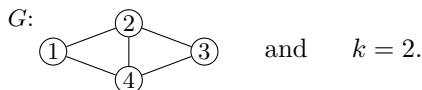
- if  $\sigma^* = \ell_{u,v}$  for some edge  $(u, v)$ , then include  $u$  in  $S_\Gamma$ ;
- if  $\sigma^* = x$  for some node variable, then include  $v_{\sigma,x}$  in  $S_\Gamma$ ; and
- if  $\sigma^* = Y$  for some tree variable  $Y$ , then include  $v_{\sigma,Y}$  in  $S_\Gamma$ .

To see that  $S_\Gamma$  is indeed a vertex cover of  $G$ , consider an arbitrary edge  $e = (u, v) \in E$ . Suppose that  $\rho: \sigma \rightsquigarrow \sigma^* \in \Gamma$  transforms  $t_{u,v}$  into  $t_{u,v}^*$  (such a  $\rho$  exists as  $\Gamma$  solves  $f(G, k)$ ). For each of the three cases (i)–(iii) of what  $\sigma^*$  can look like, a suitable node is included in  $S_\Gamma$ .

This concludes the hardness proof for LEARNINGTREETRANSFORMATIONS with  $s = 1$ . ◀

The following example illustrates the construction from the previous proof.

► **Example 6.** Consider the positive VERTEXCOVER instance with



We construct a LEARNINGTREETRANSFORMATIONS instance with  $s = 1$ ,  $r = 2$ , and the following pairs  $(t_{1,2}, t_{1,2}^*), (t_{1,4}, t_{1,4}^*)(t_{2,3}, t_{2,3}^*), (t_{2,4}, t_{2,4}^*), (t_{3,4}, t_{3,4}^*)$  of trees, one for each edge:



$$\left( \begin{array}{c} b \\ / \quad \backslash \\ b \quad b \\ / \quad \backslash \quad / \quad \backslash \\ \ell_{1,2} \quad \ell_{1,2} \quad b \quad b \end{array} \right), \left( \begin{array}{c} b \\ / \quad \backslash \\ b \quad b \\ / \quad \backslash \quad / \quad \backslash \\ \ell_{1,4} \quad b \quad b \quad \ell_{1,4} \end{array} \right), \left( \begin{array}{c} b \\ / \quad \backslash \\ b \quad b \\ / \quad \backslash \quad / \quad \backslash \\ b \quad \ell_{2,3} \quad \ell_{2,3} \quad b \end{array} \right), \left( \begin{array}{c} b \\ / \quad \backslash \\ b \quad b \\ / \quad \backslash \quad / \quad \backslash \\ b \quad \ell_{2,4} \quad b \quad \ell_{2,4} \end{array} \right), \left( \begin{array}{c} b \\ / \quad \backslash \\ b \quad b \\ / \quad \backslash \quad / \quad \backslash \\ b \quad b \quad \ell_{3,4} \quad \ell_{3,4} \end{array} \right)$$

The 2-vertex cover  $\{2, 4\}$  of  $G$  corresponds to the following two tree pattern transformations that explain all pairs of trees in one step:

$$\rho_2: \begin{array}{c} b \\ / \quad \backslash \\ b \quad b \\ / \quad \backslash \quad / \quad \backslash \\ x_1 \quad x_2 \quad x_3 \quad x_4 \end{array} \rightsquigarrow x_2 \quad \text{and} \quad \rho_4: \begin{array}{c} b \\ / \quad \backslash \\ b \quad b \\ / \quad \backslash \quad / \quad \backslash \\ x_1 \quad x_2 \quad x_3 \quad x_4 \end{array} \rightsquigarrow x_4$$

The transformation  $\rho_2$  explains  $(t_{1,2}, t_{1,2}^*)$ ,  $(t_{2,3}, t_{2,3}^*)$  and  $(t_{2,4}, t_{2,4}^*)$  in one step, while  $\rho_4$  explains  $(t_{1,4}, t_{1,4}^*)$ ,  $(t_{2,4}, t_{2,4}^*)$  and  $(t_{3,4}, t_{3,4}^*)$ , also in one step. So the set  $\Gamma = \{\rho_2, \rho_4\}$  explains all pairs of examples in one step.  $\blacktriangleleft$

► **Proposition 7.** LEARNINGTREETRANSFORMATIONS is NP-hard, even when all examples are binary trees and when fixing both  $s \stackrel{\text{def}}{=} 3$  and  $r \stackrel{\text{def}}{=} 2$ .

**Proof sketch.** We reduce from the NP-hard problem 3SAT where, given a propositional formula  $\varphi$  in conjunctive normal form with clauses  $\mathcal{C} \stackrel{\text{def}}{=} \{C_1, \dots, C_m\}$  with at most three literals and variables  $P \stackrel{\text{def}}{=} \{p_1, \dots, p_n\}$ , one asks for a satisfying assignment for the variables. We assume, without loss of generality, that each clause has exactly three literals, each variable occurs at most once per clause, and that  $n$  is sufficiently large.

**Construction.** The idea for our reduction  $f$  is to construct from a 3SAT instance  $\varphi$ , a LEARNINGTREETRANSFORMATIONS instance with  $s \stackrel{\text{def}}{=} 3$ ,  $r \stackrel{\text{def}}{=} 2$  and a set  $\mathcal{T} = \mathcal{T}_\mathcal{C} \uplus \mathcal{T}_\mathcal{S}$  of examples. The set  $\mathcal{T}_\mathcal{C}$  contains one example pair  $(t_C, t_C^*)$  for each clause  $C$  of  $\varphi$ ; the set  $\mathcal{T}_\mathcal{S}$  contains few additional example pairs that ensure that solution transformations have a certain structure. Intuitively, each satisfying assignment  $\alpha$  of  $\varphi$  will correspond to a solution set  $\Gamma_\alpha$  of tree pattern transformations containing one tree transformation  $\rho_\alpha$  that *almost* explains all pairs in  $\mathcal{T}_\mathcal{C}$  in one step and one additional transformation which helps to *fully* explain these pairs in at most two further steps.

We explain the example pairs in  $\mathcal{T}$  next, and start with the pairs in  $\mathcal{T}_\mathcal{C}$ . For each clause  $C \in \mathcal{C}$ , the trees  $t_C$  and  $t_C^*$  in the example pair  $(t_C, t_C^*)$  have the following shape

$$\left( \begin{array}{c} t_C: \\ \begin{array}{c} d \\ / \quad \backslash \\ d \quad t_{C,p_1} \\ \vdots \quad \vdots \\ d \quad t_{C,p_{n-1}} \\ / \quad \backslash \\ a \quad t_{C,p_n} \end{array} \end{array} , \begin{array}{c} t_C^*: \\ \begin{array}{c} e \\ / \quad \backslash \\ e \quad t_{C,p_1}^* \\ \vdots \quad \vdots \\ e \quad t_{C,p_{n-1}}^* \\ / \quad \backslash \\ t_{C,p_n}^* \quad t_{C,p_{n-1}}^* \end{array} \end{array} \right)$$

where the subtrees  $t_{C,p_i}$  and  $t_{C,p_i}^*$  are called *variable subtrees*. The trees  $t_{C,p_i}$  and  $t_{C,p_i}^*$  depend on whether and how the proposition variable  $p_i$  occurs in  $C$ :



- if  $p_i$  occurs positively in  $C$ , then  $t_{C,p_i} \stackrel{\text{def}}{=} \begin{array}{c} d \\ \swarrow \quad \searrow \\ a_{C,p_i} \quad b_{C,p_i} \end{array}$  and  $t_{C,p_i}^* \stackrel{\text{def}}{=} \begin{array}{c} e \\ \swarrow \quad \searrow \\ a_{C,p_i} \quad b_{C,p_i} \end{array}$
- if  $p_i$  occurs negatively in  $C$ , then  $t_{C,p_i} \stackrel{\text{def}}{=} \begin{array}{c} d \\ \swarrow \quad \searrow \\ b_{C,p_i} \quad a_{C,p_i} \end{array}$  and  $t_{C,p_i}^* \stackrel{\text{def}}{=} \begin{array}{c} e \\ \swarrow \quad \searrow \\ a_{C,i} \quad b_{C,p_i} \end{array}$
- if  $p_i$  does not occur in  $C$ , then  $t_{C,p_i} \stackrel{\text{def}}{=} \begin{array}{c} d \\ \swarrow \quad \searrow \\ a_{C,p_i} \quad a_{C,p_i} \end{array}$  and  $t_{C,p_i}^* \stackrel{\text{def}}{=} \begin{array}{c} e \\ \swarrow \quad \searrow \\ a_{C,p_i} \quad a_{C,p_i} \end{array}$

Intuitively, the pairs in  $\mathcal{T}_C$  can *almost* be explained by one tree pattern transformation  $\rho: \sigma \rightsquigarrow \sigma^*$  with  $\sigma$  of the same shape as the trees  $t_C$  and  $\sigma^*$  of the same shape as  $t_C^*$ . Such a transformation indicates in which of the  $t_{C,p_i}$  the children need to be swapped, which essentially encodes a satisfying assignment.

The set  $T_S$  contains the additional examples

$$\left( \begin{array}{cc} h_1 & h_1 \\ \swarrow \quad \searrow & \swarrow \quad \searrow \\ h_2 \quad h_3 & h_3 \quad h_2 \end{array} \right) \text{ and } \left( \begin{array}{cc} h_4 & h_4 \\ \swarrow \quad \searrow & \swarrow \quad \searrow \\ h_5 \quad h_6 & h_6 \quad h_5 \end{array} \right).$$

These two examples can be explained by a tree pattern transformation that swaps the leaves; we will see that such a transformation is also required for solutions.

The construction is demonstrated in Example 8. The reduction  $f$  is clearly computable in polynomial time.

**Correctness.** Suppose  $\varphi$  is a satisfiable 3-CNF formula with satisfying assignment  $\alpha$ . We construct a solution set  $\Gamma_\alpha$  of transformations for  $f(\varphi)$ , containing exactly two transformations that explain all examples in at most three steps. The first tree pattern transformation  $\rho_\alpha: \sigma_\alpha \rightsquigarrow \sigma_\alpha^*$  in  $\Gamma_\alpha$  encodes the satisfying assignment  $\alpha$ : it switches the leaves of the variable subtree for variable  $p_i$  if and only if  $\alpha(p_i) = 0$ . Its body and head are of the same form as the trees  $t_C$  and  $t_C^*$  with  $t_{C,p_i}$  and  $t_{C,p_i}^*$  replaced by subtrees  $\sigma_{C,p_i}$  and  $\sigma_{C,p_i}^*$  (see appendix for an illustration) which depend on the value  $\alpha(p_i)$  as follows

- if  $\alpha(p_i) = 0$ , then  $\sigma_{C,p_i} \stackrel{\text{def}}{=} \begin{array}{c} d \\ \swarrow \quad \searrow \\ x_i \quad y_i \end{array}$  and  $\sigma_{C,p_i}^* \stackrel{\text{def}}{=} \begin{array}{c} e \\ \swarrow \quad \searrow \\ y_i \quad x_i \end{array}$
- if  $\alpha(p_i) = 1$ , then  $\sigma_{C,p_i} \stackrel{\text{def}}{=} \begin{array}{c} d \\ \swarrow \quad \searrow \\ x_i \quad y_i \end{array}$  and  $\sigma_{C,p_i}^* \stackrel{\text{def}}{=} \begin{array}{c} e \\ \swarrow \quad \searrow \\ x_i \quad y_i \end{array}$

The second transformation  $\rho_{\text{swap}}: \begin{array}{c} x \\ \swarrow \quad \searrow \\ y \quad z \end{array} \rightsquigarrow \begin{array}{c} x \\ \swarrow \quad \searrow \\ z \quad y \end{array}$  switches two siblings.

It is easy to check that  $\Gamma_S \stackrel{\text{def}}{=} \{\rho_\alpha, \rho_{\text{swap}}\}$  explains all pairs in  $\mathcal{T}$  (see appendix).

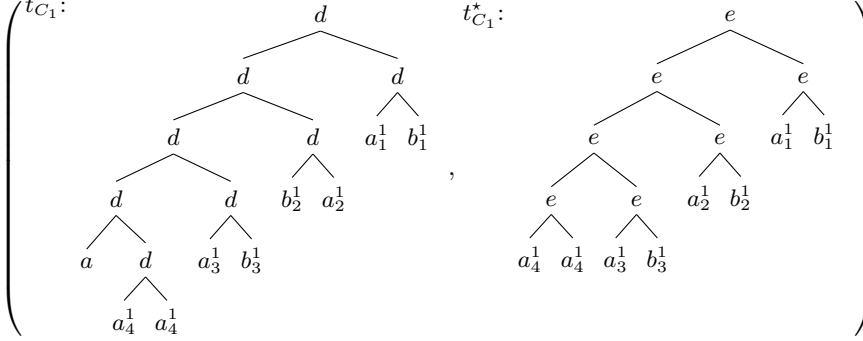
Suppose now that  $f(\varphi)$  is a positive instance of LEARNINGTREETTRANSFORMATIONS with solution set  $\Gamma$  containing two tree pattern transformations that explain all examples in at most three steps. The idea for obtaining a satisfiable assignment  $\alpha$  for  $\varphi$  is to first show that the transformations in  $\Gamma$  are of a very specific form (induced by the shape of the example pairs) and then extract  $\alpha$  from one of the transformations. We defer the technical proof to Appendix A.2.  $\blacktriangleleft$

The following example illustrates the construction from the previous proof.

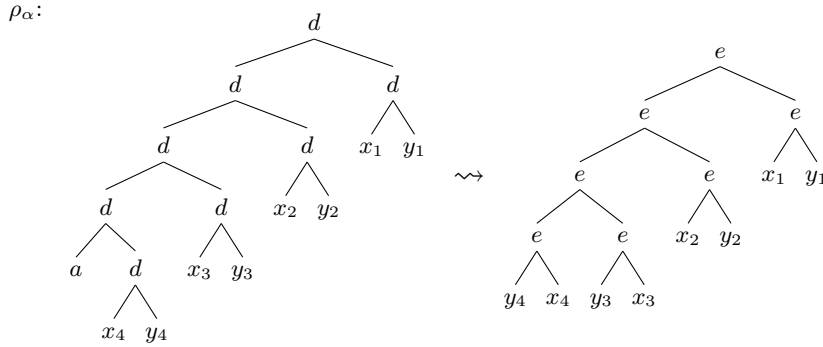
► **Example 8.** Consider the positive 3SAT instance

$$\varphi = (p_1 \vee \neg p_2 \vee p_3) \wedge (p_2 \vee p_3 \vee p_4) \wedge (\neg p_1 \vee \neg p_3 \vee \neg p_4).$$

Following the construction from the proof of Proposition 7, we construct the pair  $(t_{C_1}, t_{C_1}^*)$  for the first clause  $C_1 = p_1 \vee \neg p_2 \vee p_3$  (the other examples are provided in the appendix):



The satisfying assignment  $\alpha$  with  $\alpha(p_1) = 1$ ,  $\alpha(p_2) = 1$ ,  $\alpha(p_3) = 0$ , and  $\alpha(p_4) = 0$  corresponds to the tree pattern transformation  $\rho_\alpha$  which together with the transformation  $\rho_{\text{swap}}$  from above explains the examples constructed from  $\varphi$  in at most three steps:



Observe that  $x_i, y_i$  are swapped by  $\rho_\alpha$  if and only if  $\alpha(p_i) = 0$ . ◀

### 3.2 Learning Tree Pattern Transformations: A Pragmatic Approach

One approach for dealing with the NP-hardness of learning tree pattern transformations for small parameters is to employ the power of SAT solvers. We next sketch how the problem can be encoded into propositional formulas. We defer details and an application to data sets from CS education research to Appendix B.

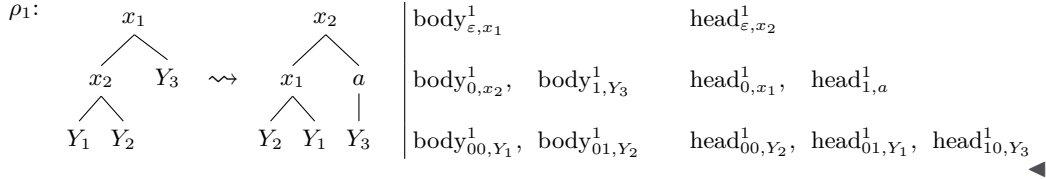
We point out that the approach discussed in the following is rather straightforward. Yet, it is also useful: while theory suggests that learning of tree pattern transformations is computationally hard, the SAT solving approach works well enough for our actual data.

Suppose we are given pairs of trees  $\mathcal{D} \stackrel{\text{def}}{=} \{(t_1, t_1^*), \dots, (t_n, t_n^*)\}$  and numbers  $s, r \in \mathbb{N}$  and are searching for a set of  $r$  transformations that explains each pair in  $\mathcal{D}$  in at most  $s$  steps. Our encoding closely follows a straightforward non-deterministic algorithm, which proceeds in two steps: first, it guesses (1) a set of  $r$  transformations and (2) a sequence of these transformations for each pair  $(t_i, t_i^*)$  and how they are applied; second, it verifies that this information indeed represents a solution.

To encode this as an instance of SAT, we use propositional variables encoding the information (1) and (2). We then construct a propositional formula with the following properties: (a) it is satisfiable if and only if the instance of the tree pattern transformation learning problem it encodes is positive; and (b) from a model of the formula one can construct a set of transformations as well as sequences for each pair certifying that the instance is indeed positive. For simplicity, we start by only considering single-step instances (i.e. instances with  $s = 1$ ). Afterwards, we will outline the additional challenges posed by multiple steps, as well as the adaptations to our encoding that enable us to also support them.

**Encoding single-step instances** The basic idea for single-step instances is to encode the syntactical structure of transformations and constrain it in accordance with the example pairs. Our encoding uses three types of propositional variables:  $\text{body}_{v,\lambda}^j$ ,  $\text{head}_{v,\lambda}^j$ , and  $\text{map}_{v,i}^j$ . Intuitively, the variables  $\text{body}_{v,\lambda}^j$  and  $\text{head}_{v,\lambda}^j$  are used to encode the body and head of the  $j$ -th transformation, where them being assigned the value 1 means that node  $v$  of the body, or head, respectively, of transformation  $j$  has label  $\lambda$ . The variables  $\text{map}_{v,i}^j$  are used to indicate that transformation  $j$  transforms  $t_i$  into  $t_i^*$  in such a way that  $v$  is the root of a valid match of the transformation’s body into  $t_i$ . Example 9 demonstrates the correspondence between the propositional variables and transformations.

► **Example 9.** A tree pattern transformation and the corresponding propositional variables:



The propositional formula encoding the input instance is a conjunction of multiple formulas that roughly fall into two categories: (i) formulas ensuring syntactically valid transformations, and (ii), formulas ensuring that the chosen transformations do indeed explain all pairs of trees. We provide two sample formulas and refer to the appendix for more details.

$$\bigwedge_{1 \leq j \leq r} \bigwedge_{\lambda \in \mathcal{N} \cup \mathcal{T}} \left( \left( \bigvee_{v \in V} \text{head}_{v,\lambda}^j \right) \rightarrow \left( \bigvee_{v' \in V} \text{body}_{v',\lambda}^j \right) \right) \quad (1)$$

$$\bigwedge_{1 \leq i \leq n} \bigwedge_{1 \leq j \leq r} \bigwedge_{\text{nodes } v} \left( \text{map}_{v,i}^j \rightarrow \bigwedge_{\substack{\text{non-descendants} \\ v' \text{ of } v}} \psi_{i,v'}^- \right) \quad (2)$$

Formula (1) is of category (i) and ensures that a variable ( $\lambda$  ranging over all node variables  $\mathcal{N}$  and tree variables  $\mathcal{T}$ ) may only be used in the head of a transformation, if it also occurs in its body. The formulas in category (ii) all “depend” on the previously mentioned  $\text{map}_{v,i}^j$  variables. For example, Formula (2) ensures that a transformation may only be applied to a node  $v$  of pair  $i$ , if the contexts of the  $i$ -th source and target tree of this node are isomorphic. We achieve this here by requiring that the labels of  $t_i$  and  $t_i^*$  are equal at all “non-descendant positions”  $v'$  of  $v$ . The verification of equal labels is delegated to another simple subformula  $\psi_{i,v'}^-$ . Additional formulas are used to ensure consistent mappings of labels, node variables and tree variables in both body and head.

**Encoding multi-step instances** We now lift the encoding for single-step instances of the learning tree pattern transformations problem to multi-step instances. In contrast to single-step instances, we now need to deal with “intermediate trees”, i.e. trees that are neither source nor target tree of a pair but occur when applying a sequence of transformations to a source tree. As we do not know what intermediate trees look like in advance, they are encoded by propositional variables as well. Therefore, in addition to the variables we used before, we now also use variables  $\text{int}_{i,k,v,\lambda}$  indicating that node  $v$  of the intermediate tree for pair  $(t_i, t_i^*)$  after  $k$  steps has label  $\lambda$ . The formulas used for single-step instances need to be adapted accordingly.

#### 4 Extending Tree Pattern Transformations

A tree pattern transformation language for explaining structural differences between trees has to be sufficiently expressive to express typical differences. Yet, it should not be too expressive for two reasons: (1) algorithmic problems such as whether a transformation explains differences between two pairs of trees become harder; and (2) learnt transformations may overfit the data.

In this section, we discuss one extension of our transformation language which is natural, but too powerful for our application. One shortcoming of our language is that patterns need to exactly adhere to the structure of the (sub)tree they are matching. A potential extension to circumvent this is to include, besides node and tree variables, also *interval variables* which can match contiguous intervals of children of a node. Such variables loosen the strict adherence to the structure while still yielding good explanations of differences by requiring to “capture” everything that can be manipulated.

► **Example 10.** Consider the transformation  $\rho: \begin{array}{c} \wedge \\ \swarrow \downarrow \searrow \\ Z_1 \perp Z_2 \end{array} \rightsquigarrow \perp$  with interval variables  $Z_1$  and  $Z_2$ . This transformation encodes the equivalence transformation for propositional formulas which replaces conjunctions containing a “false” by a sole “false”, e.g. it can be used to transform the syntax trees of  $A \wedge \perp \wedge B$  and  $A \wedge B \wedge \perp \wedge C$  into  $\perp$ . ◀

We formally introduce tree patterns with interval variables before briefly discussing their algorithmic properties and why they are too powerful for learning tree transformations.

**Tree pattern with interval variables** A *tree pattern with interval variables*  $\sigma$  is a  $\Sigma \uplus \mathcal{N} \uplus \mathcal{T} \uplus \mathcal{I}$ -labelled tree, where  $\mathcal{T}$ - and  $\mathcal{I}$ -labelled nodes must be leaves. The components  $\Sigma$ ,  $\mathcal{N}$ , and  $\mathcal{T}$  are as in the definition of tree patterns. The elements of  $\mathcal{I}$  are called *interval variables*. A *match*  $\mu$  of a tree pattern  $\sigma = (V_\sigma, E_\sigma, \ell_\sigma)$  with interval variables in a tree  $t = (V_t, E_t, \ell_t)$  is a mapping  $\mu: V_\sigma \rightarrow 2^{V_t}$  from nodes of  $\sigma$  to sets of nodes of  $t$  such that (1) the image sets are disjoint, and (2)  $\Sigma \uplus \mathcal{N} \uplus \mathcal{T}$ -labelled nodes of  $\sigma$  are mapped to singletons. Also, additionally to the conditions on tree pattern matches, we have

- (iv) interval variables  $I$  are mapped to (possibly empty) contiguous intervals, i.e.,  $\mu(I) = \{u_\ell, \dots, u_{\ell+k-1}\}$  for a contiguous sequence  $u_\ell, \dots, u_{\ell+k-1}$  of children of some node  $v$  (called *interval*); and
- (v) interval variables are mapped consistently, i.e., if  $u, v \in V_\sigma$  are labelled with the same interval variable, then  $|\mu(u)| = |\mu(v)|$  and the subtree sequences of  $(t_{u_1}, \dots, t_{u_k})$  and  $(t_{v_1}, \dots, t_{v_k})$  are isomorphic, where  $u$  is mapped to the interval  $u_1, \dots, u_k$  and  $v$  is mapped to the interval  $v_1, \dots, v_k$  by  $\mu$ .

Tree pattern transformations with interval variables are defined analogously to tree pattern transformations.

An example use case is to “simulate” the operations considered for tree edit distance:

► **Example 11.** Tree pattern transformations with interval variables can easily express the three usual tree edit distances operations relabel, insert and delete [2]:

- Relabelling an  $a$ -labelled node to a  $b$ -labelled node:  $\begin{array}{c} a \\ | \\ Z_1 \end{array} \rightsquigarrow \begin{array}{c} b \\ | \\ Z_1 \end{array}$
- Deleting an inner  $a$ -labelled node:  $\begin{array}{c} x \\ / \quad | \quad \backslash \\ Z_1 \quad a \quad Z_2 \\ | \\ Z_3 \end{array} \rightsquigarrow \begin{array}{c} x \\ / \quad | \quad \backslash \\ Z_1 \quad Z_3 \quad Z_2 \end{array}$
- Inserting an  $a$ -labelled node:  $\begin{array}{c} x_1 \\ / \quad | \quad \backslash \\ Z_1 \quad Z_2 \quad Z_3 \end{array} \rightsquigarrow \begin{array}{c} x_1 \\ / \quad | \quad \backslash \\ Z_1 \quad a \quad Z_3 \\ | \\ Z_2 \end{array}$

Note that these edits could also be expressed without interval variables. However, a different transformation would be needed for every length of matched child sequence(s). ◀

**Algorithmic properties** Unfortunately, already testing whether a tree pattern transformation with interval variables transforms a tree  $t$  into a tree  $t^*$  is NP-hard. This can be seen by reducing from the following NP-hard problem from [1]. A *string pattern*  $p$  is a string from  $\Sigma \cup \mathcal{X}$  where  $\mathcal{X}$  is a set  $\{x_1, x_2, \dots\}$  of variables. The language  $L(p)$  of a string pattern contains strings  $w$  which are obtained from  $p$  by replacing variables “consistently” by strings from  $\Sigma^+$ . Here, consistently means that all occurrences of a variable  $x \in X$  are replaced by the same string.

*Problem:* STRINGPATTERNMEMBERSHIP

*Input:* String  $s \in \Sigma^*$ , a string pattern  $p$ .

*Question:* Is  $s \in L(p)$ ?

For instance,  $(s, p)$  with  $s = 001110110$  and  $p = 0x_11x_10$  is a positive instance of STRINGPATTERNMEMBERSHIP, as  $x_1$  can be replaced by 011 to yield  $s$ . The problem STRINGPATTERNMEMBERSHIP is NP-complete [1, Theorem 3.6].

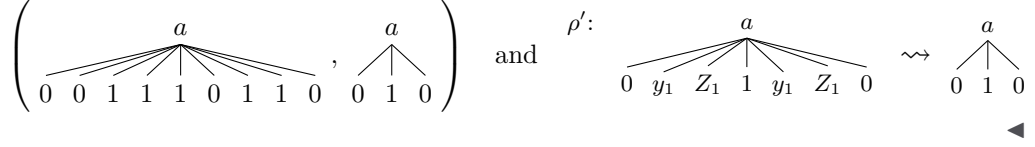
► **Proposition 12.** *Testing whether a tree pattern transformation with interval variables transforms a tree  $t$  into a tree  $t^*$  is NP-complete.*

**Proof sketch.** Membership in NP is straightforward. To show hardness, we reduce from STRINGPATTERNMEMBERSHIP. From a string  $s$  and a pattern  $p$ , we construct trees  $t, t^*$  and a tree pattern transformation  $\rho: \sigma \rightsquigarrow \sigma^*$  as follows:

- $t$  has an  $a$ -labelled root with children labelled with the symbols of  $s$ ;
- $t^*$  has an  $a$ -labelled root with children labelled with the  $\Sigma$ -labels of  $p$ ;
- $\sigma$  has an  $a$ -labelled root with children like  $p'$ , where  $p'$  is obtained from  $p$  by replacing variables  $x_i$  by  $y_i Z_i$ . Here,  $y_i$  are node variables and  $Z_i$  are interval variables. We need both a node and an interval variable here, because the variables in STRINGPATTERNMEMBERSHIP are required to be substituted by non-empty strings.
- $\sigma^* \stackrel{\text{def}}{=} t^*$

For an illustration of this construction, we refer to the following Example 13. ◀

► **Example 13.** The reduction from the proof sketch above constructs, from an instance  $(s, p)$  with  $s = 001100110$  and  $p = 0x_11x_10$ , the following pair of trees and transformation:



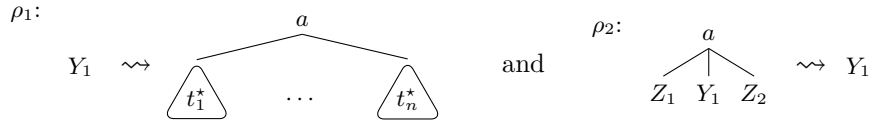
The hardness in the above proof comes from the reuse of interval variables. It is tempting to restrict the reuse of interval variables to circumvent hardness – also because reuse is often not necessary in practical examples (see Examples 10 and 11 above). However, even if each interval variable may only be used once, the problem remains NP-hard.

► **Theorem 14.** *Testing whether a tree pattern transformation  $\rho: \sigma \rightsquigarrow \sigma^*$  with interval variables transforms a tree  $t$  into a tree  $t^*$  is NP-hard, even if each interval variable may occur at most once in  $\sigma$  and at most once in  $\sigma^*$ .*

The proof of this theorem is rather technical and can be found in the appendix.

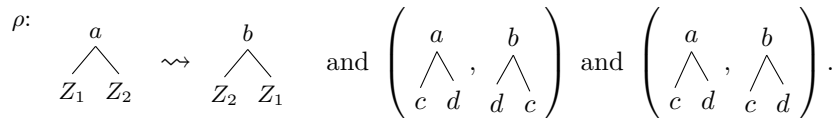
**Interval variables are (too) powerful** Adding interval variables makes tree pattern transformations very powerful. The following example indicates that for using tree pattern transformations for learning from examples, suitable restrictions need to be found. The example shows that, given pairs  $\{(t_i, t_i^*)\}_i$ , one can easily find two tree pattern transformations with interval variables that can be used to transform each  $t_i$  into  $t_i^*$  in two steps.

► **Example 15.** For a set  $\{(t_i, t_i^*)\}_i$  of pairs of trees, the following two transformations, in which  $Y_1$  is a tree variable and  $Z_1$  and  $Z_2$  are interval variables, explain all pairs:



Another possible disadvantage of interval variables is that they can lead to a loss of types of differences we want to be able to explain. For example, the same transformation with interval variables can swap as well as not swap the children of a node:

► **Example 16.** Consider



Both pairs of trees are explained by  $\rho$  in one step.

While introducing interval variables can be useful, it also has disadvantages. The decision whether to include them in the language when learning differences depends on the differences one might expect to learn.

## 5 Summary and Perspectives

This paper takes a first step towards understanding how to algorithmically learn explanations for structural differences between trees. A language for specifying tree transformations based on tree patterns was introduced. It was shown that learning such transformations from examples is computationally hard, even for restricted cases. Towards practical application, we proposed an encoding of the problem as a propositional satisfiability problem. We validated the usefulness of the specification language and the effectiveness of the encoding exemplarily on a dataset for educational tasks for logical modelling obtained with the educational support system ILTIS.

In the future, we plan to address open theoretical questions as well as explore further applications.

Several theoretical questions remain open regarding properties of (variants of) our tree transformation language. While we saw that already severe restrictions of the learning problem are NP-hard, it is unclear whether the general problem is even in NP. The main issue is that the size of intermediate trees can become exponential in the number of steps, since a transformation with  $m$  nodes can introduce  $\mathcal{O}(m - 1)$  copies of the tree to which it is applied, potentially resulting in trees of size  $\mathcal{O}(m^s)$  after  $s$  steps. We conjecture that it is never necessary to construct large intermediate trees and that, therefore, the answer to the following question is positive.

► **Open problem.** Is `LEARNINGTREETRANSFORMATIONS` in NP?

All restrictions studied here remain NP-hard. We leave open the complexity of the restriction asking whether there exists a single transformation explaining all given pairs in one step (i.e. the case  $s \stackrel{\text{def}}{=} 1$  and  $r \stackrel{\text{def}}{=} 1$ ).

► **Open problem.** Is `LEARNINGTREETRANSFORMATIONS` in PTime when fixing  $s \stackrel{\text{def}}{=} 1$  and  $r \stackrel{\text{def}}{=} 1$ ?

As a first step, we can prove that this case is solvable in polynomial time if all transformations must be applied at the root node of a tree (see Appendix D).

We made several design choices, including injective semantics and patterns that must match the shapes of trees very closely. Studying variants where different choices are made may be insightful as well.

► **Open problem.** How do slight changes in the definition of tree pattern transformations (e.g. injective vs. non-injective semantics) impact algorithmic properties and expressive power?

Besides addressing the theoretical questions, we also plan to explore further applications, among other things, (1) the (empirical) application of this approach to identify typical mistakes in modelling for other formalisms (including further logics, query languages, etc.), (2) the extension of the approach to other educational tasks, such as the identification of mistakes in equivalence transformation tasks, and (3) similar approaches for educational tasks in other domains, such as the formal language domain. These applications are at the borderline of CS education research and theoretical computer science, in particular database theory, but we expect that they raise further interesting theoretical questions.



---

References

---

- 1 Dana Angluin. Finding patterns common to a set of strings. *Journal of Computer and System Sciences*, 21(1):46–62, 1980. URL: <https://www.sciencedirect.com/science/article/pii/0022000080900410>, doi:10.1016/0022-0000(80)90041-0.
- 2 Philip Bille. A survey on tree edit distance and related problems. *Theoretical computer science*, 337(1-3):217–239, 2005.
- 3 Mikolaj Bojanczyk and Amina Doumane. First-order tree-to-tree functions. In Holger Hermanns, Lijun Zhang, Naoki Kobayashi, and Dale Miller, editors, *LICS '20: 35th Annual ACM/IEEE Symposium on Logic in Computer Science, Saarbrücken, Germany, July 8-11, 2020*, pages 252–265. ACM, 2020. doi:10.1145/3373718.3394785.
- 4 Sara Cohen and Yaacov Y. Weiss. The complexity of learning tree patterns from example graphs. *ACM Trans. Database Syst.*, 41(2):14:1–14:44, 2016. doi:10.1145/2890492.
- 5 Wojciech Czerwinski, Wim Martens, Matthias Niewerth, and Pawel Parys. Minimization of tree patterns. *J. ACM*, 65(4):26:1–26:46, 2018. doi:10.1145/3180281.
- 6 Joel D. Day, Pamela Fleischmann, Florin Manea, Dirk Nowotka, and Markus L. Schmid. On matching generalised repetitive patterns. In Mizuho Hoshi and Shinnosuke Seki, editors, *Developments in Language Theory*, pages 269–281, Cham, 2018. Springer International Publishing.
- 7 Leonardo Mendonça de Moura and Nikolaj S. Bjørner. Z3: an efficient SMT solver. In C. R. Ramakrishnan and Jakob Rehof, editors, *Tools and Algorithms for the Construction and Analysis of Systems, 14th International Conference, TACAS 2008, Held as Part of the Joint European Conferences on Theory and Practice of Software, ETAPS 2008, Budapest, Hungary, March 29-April 6, 2008. Proceedings*, volume 4963 of *Lecture Notes in Computer Science*, pages 337–340. Springer, 2008. doi:10.1007/978-3-540-78800-3\_24.
- 8 Michael R Garey and David S Johnson. *Computers and intractability*, volume 174. freeman San Francisco, 1979.
- 9 Jan Kratochvíl and Mirko Křivánek. On the computational complexity of codes in graphs. *Lecture Notes in Computer Science (including subseries Lecture Notes in Artificial Intelligence and Lecture Notes in Bioinformatics)*, 324 LNCS:396 – 404, 1988. doi:10.1007/BFb0017162.
- 10 Aurélien Lemay, Sebastian Maneth, and Joachim Niehren. A learning algorithm for top-down XML transformations. In Jan Paredaens and Dirk Van Gucht, editors, *Proceedings of the Twenty-Ninth ACM SIGMOD-SIGACT-SIGART Symposium on Principles of Database Systems, PODS 2010, June 6-11, 2010, Indianapolis, Indiana, USA*, pages 285–296. ACM, 2010. doi:10.1145/1807085.1807122.
- 11 Aurélien Lemay, Joachim Niehren, and Rémi Gilleron. Learning n-ary node selecting tree transducers from completely annotated examples. In Yasubumi Sakakibara, Satoshi Kobayashi, Kengo Sato, Tetsuro Nishino, and Etsuji Tomita, editors, *Grammatical Inference: Algorithms and Applications, 8th International Colloquium, ICGI 2006, Tokyo, Japan, September 20-22, 2006, Proceedings*, volume 4201 of *Lecture Notes in Computer Science*, pages 253–267. Springer, 2006. doi:10.1007/11872436\_21.
- 12 Daniel Neider and Ivan Gavran. Learning linear temporal properties. In Nikolaj S. Bjørner and Arie Gurfinkel, editors, *2018 Formal Methods in Computer Aided Design, FMCAD 2018, Austin, TX, USA, October 30 - November 2, 2018*, pages 1–10. IEEE, 2018. doi:10.23919/FMCAD.2018.8603016.
- 13 Rajarshi Roy, Dana Fisman, and Daniel Neider. Learning interpretable models in the property specification language. In Christian Bessiere, editor, *Proceedings of the Twenty-Ninth International Joint Conference on Artificial Intelligence, IJCAI 2020*, pages 2213–2219. ijcai.org, 2020. URL: <https://doi.org/10.24963/ijcai.2020/306>, doi:10.24963/IJCAI.2020/306.
- 14 Marko Schmellenkamp, Alexandra Latys, and Thomas Zeume. Discovering and quantifying misconceptions in formal methods using intelligent tutoring systems. In Maureen Doyle, Ben Stephenson, Brian Dorn, Leen-Kiat Soh, and Lina Battestilli, editors, *Proceedings of the 54th*

- ACM Technical Symposium on Computer Science Education, Volume 1, SIGCSE 2023, Toronto, ON, Canada, March 15-18, 2023*, pages 465–471. ACM, 2023. doi:10.1145/3545945.3569806.
- 15 Marko Schmellenkamp, Fabian Vehlken, and Thomas Zeume. Teaching formal foundations of computer science with Iltis. *To be published in the Educational Column of the Bulletin of EATCS*, Preprint: <https://ruhr-uni-bochum.sciebo.de/s/l4JS7d2H3nypWbP>, 2024.
  - 16 Thomas Schwentick. Automata for XML - A survey. *J. Comput. Syst. Sci.*, 73(3):289–315, 2007. URL: <https://doi.org/10.1016/j.jcss.2006.10.003>, doi:10.1016/J.JCSS.2006.10.003.
  - 17 Kaizhong Zhang, Richard Statman, and Dennis E. Shasha. On the editing distance between unordered labeled trees. *Inf. Process. Lett.*, 42(3):133–139, 1992. doi:10.1016/0020-0190(92)90136-J.

## 

**A Additional Material for Section 3: Hardness of Learning Tree Pattern Transformations**

### A.1 Hardness for One Step With Arbitrary Alphabets

The proof of Proposition 5 can be adapted to binary alphabets by encoding labels  $\ell_{u,v}$  into binary trees over  $\Sigma = \{a, b\}$ . Let  $\ell$  be minimal such that  $n \leq 2^\ell$ . Then we encode labels  $\ell_{u,v}$  by full binary trees of depth  $\ell$ , where the  $u$ -th and  $v$ -th node are labelled with  $a$ , and all other nodes are labelled with  $b$ . The intended transformations are as in the proof for arbitrary alphabet, but use tree variables instead of node variables. The proof itself is then analogous.

We illustrate this construction by adapting Example 6.

► **Example 17.** The pair

$$\left( \begin{array}{c} b \\ \swarrow \quad \searrow \\ b \quad b \\ \swarrow \quad \searrow \quad \swarrow \quad \searrow \\ \ell_{1,4} \quad b \quad b \quad \ell_{1,4} \end{array} \right), \ell_{1,4}$$

from Example 6 is now encoded as

$$\left( \begin{array}{c} b \\ \swarrow \quad \searrow \\ b \quad b \\ \swarrow \quad \searrow \quad \swarrow \quad \searrow \quad \swarrow \quad \searrow \\ b \quad b \quad b \quad b \quad b \quad b \\ \swarrow \quad \searrow \quad \swarrow \quad \searrow \quad \swarrow \quad \searrow \quad \swarrow \quad \searrow \\ a \quad b \quad b \quad a \quad a \quad b \quad b \quad a \quad a \quad b \quad b \quad a \quad a \quad b \quad b \quad a \end{array} \right), \begin{array}{c} b \\ \swarrow \quad \searrow \\ b \quad b \\ \swarrow \quad \searrow \\ a \quad b \quad b \quad a \end{array}$$

and the tree pattern transformations are now as follows

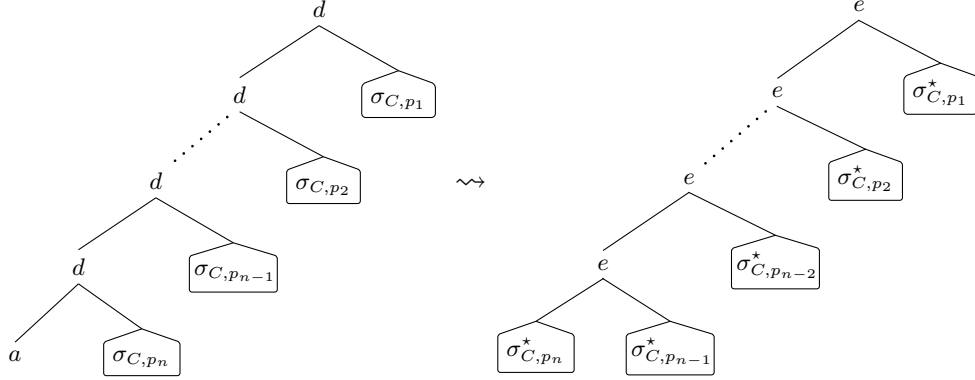
$$\begin{array}{c} \rho_2: \\ \begin{array}{c} b \\ \swarrow \quad \searrow \\ b \quad b \\ \swarrow \quad \searrow \quad \swarrow \quad \searrow \\ Y_1 \quad Y_2 \quad Y_3 \quad Y_4 \end{array} \rightsquigarrow Y_2 \end{array} \quad \text{and} \quad \begin{array}{c} \rho_4: \\ \begin{array}{c} b \\ \swarrow \quad \searrow \\ b \quad b \\ \swarrow \quad \searrow \quad \swarrow \quad \searrow \\ Y_1 \quad Y_2 \quad Y_3 \quad Y_4 \end{array} \rightsquigarrow Y_4 \end{array} .$$

### A.2 Hardness for Two Transformations and Three Steps

#### A.2.1 Details for the Proof of Proposition 7

##### A.2.1.1 From a Satisfying Assignment to a Solution Set of Transformations

The shape of  $\rho_\alpha : \sigma_\alpha \rightsquigarrow \sigma_\alpha^*$  is



That the set  $\Gamma_S$  of transformations constructed in the main part indeed explains all example pairs can be seen as follows. To explain an example pair  $(t_C, t_C^*)$  in  $\mathcal{T}_C$ , first apply  $\rho_\alpha$  to  $t_C$ . The resulting tree  $\rho_\alpha(t_C)$  already “almost” looks like  $t_C^*$ , except for the variable subtrees corresponding to variables occurring in  $C$ . Consider the three variable subtrees of  $t_C$  corresponding to literals from  $C$ : since  $\alpha$  is a satisfying assignment, at least one literal  $L$  of  $C$  becomes true under  $\alpha$ . We distinguish two cases:

- if  $L$  is positive, and thus  $\alpha(x_i) = 1$ , then  $\rho_\alpha$  does not switch the leaves of the variable subtree;

- if  $L$  is negative, and thus  $\alpha(x_i) = 0$ , then  $\rho_\alpha$  switches the leaves of the variable subtree;

In both cases, the variable subtree of  $\rho_\alpha(t_C)$  corresponding to  $L$  is as in  $t_C^*$ . Thus, at most two other variable subtrees of  $\rho_\alpha(t_C)$  differ from the corresponding variable subtrees in  $t_C^*$ . These two subtrees can be fixed by at most two applications of  $\rho_{\text{swap}}$ . The examples in  $\mathcal{T}_S$  can be explained by one application of  $\rho_{\text{swap}}$ .

#### A.2.1.2 From Solution Set of Transformations to a Satisfying Assignment

Here it remained to construct a satisfying assignment  $\alpha$  from a solution set  $\Gamma$  of tree pattern transformations for  $f(\varphi)$ .

We start with two observations:

1. There must be a transformation in  $\Gamma$  whose head has at least four nodes, if  $n$  is larger than a sufficiently large constant. This is required for explaining the examples in  $\mathcal{T}_C$ , because in examples  $(t_C, t_C^*)$  in  $\mathcal{T}_C$  at least  $n$  many  $e$ -labelled nodes need to be created, where  $n$  is the number of variables of  $\varphi$ .
2. There must be (a) a transformation in  $\Gamma$  whose head has at most three nodes, and (b) a transformation in  $\Gamma$  whose body has at most three nodes. Both are required for explaining the two examples in  $\mathcal{T}_S$ , because both components of these examples have only three nodes.

Note that a priori the conditions (2)a and (2)b could be satisfied by two different transformations. We first show:

- 2'. There must be a transformation in  $\Gamma$  whose head and body each have at most three nodes.

Towards a contradiction, suppose (2') is not true, i.e. none of the transformations has at most three nodes in both body and head. Thus, there is one transformation  $\rho_\downarrow$  with at most three nodes in the head and at least four nodes in the body, and one transformation  $\rho_\uparrow$  with at most three nodes in the body and at least four nodes in the head. Intuitively, applying  $\rho_\downarrow$  “shrinks” a tree and  $\rho_\uparrow$  “blows up” a tree. As the number of transformations is two,  $\rho_\downarrow$  and

$\rho_{\uparrow}$  are the only two available transformations. Observe that for each example in  $\mathcal{T}_C$ , we need to create many nodes with labels of the form  $a_i^j, b_i^j$ . Since these labels are distinct for two different examples from  $\mathcal{T}_C$ , using them as explicit labels in a transformation would restrict the applicability of that transformation to exactly one example. Therefore, a transformation which needs to be applicable to more than one example, has to “copy” these labels from the first component of an example via node or tree variables. Because of the small head size of  $\rho_{\downarrow}$  and the small body size of  $\rho_{\uparrow}$ , they both can copy at most three different labels. As a result, any sequence of length three of these transformations can only copy few distinct labels, which contradicts the requirement of having to copy a many distinct  $a_i^j, b_i^j$ . Hence condition (2') holds.

Without loss of generality, suppose that  $\Gamma = \{\rho_1, \rho_2\}$  where  $\rho_1: \sigma_1 \rightsquigarrow \sigma_1^*$  is the transformation required due to (1), and  $\rho_2: \sigma_2 \rightsquigarrow \sigma_2^*$  is the transformation required due to (2').

Our first goal is to establish the shape of  $\rho_2$

▷ **Claim 18.** The tree pattern transformation  $\rho_2$  is of the form  $\begin{array}{c} x \\ \swarrow \searrow \\ y_1 \quad y_2 \end{array} \rightsquigarrow \begin{array}{c} x \\ \swarrow \searrow \\ y_2 \quad y_1 \end{array}$  where  $x$  is a node variable and  $y_1, y_2$  are node or tree variables.

**Proof sketch.** First we observe that solely  $\rho_2$  must explain the examples in  $\mathcal{T}_S$ , as  $\rho_1$  cannot be applied to these examples, not even after applying  $\rho_2$ . Since both examples in  $\mathcal{T}_S$  use distinct labels,  $\rho_2$  cannot use any labels from  $\Sigma$  and because in both cases, the root node is the lowest common ancestor of all nodes requiring a change, the body and head of  $\rho_2$  must have the same structure as these examples. The label at the root of the target trees can only be copied from the root of the source trees, therefore the root of the body and head of  $\rho_2$  must be labelled with the same node variable, say  $x$ . Further, in both examples, the children of the root need to be swapped. This can be achieved by either node or tree variables. ◀

Our next goal is to analyse the shape of  $\rho_1$ . We start with an observation. Recall that in examples  $(t_C, t_C^*) \in \mathcal{T}_C$  the source tree has a long  $d$ -labelled path and the target tree has a long  $e$ -labelled path. Applying  $\rho_2$  to such a tree preserves that there is such a  $d$ - or  $e$ -labelled path. We first formalise this property.

A *snake tree*  $s = \text{snake}(s_1, \dots, s_n)$  is a binary tree with a path  $\pi = v_1, \dots, v_n$  such that

1. the tree  $s_i$  is one of the two children of  $v_i$ , for all  $i \leq n$ ; and
2. the second child of  $v_n$  is an  $a$ -labelled leaf.

A *snake\* tree*  $s^* = \text{snake}^*(s_1^*, \dots, s_n^*)$  is a binary tree with a path  $\pi = v_1, \dots, v_{n-1}$  such that

1. the tree  $s_i^*$  is one of the two children of  $v_i$ , for all  $i \leq n-1$ ; and
2. the other child of  $v_{n-1}$  is  $s_n^*$ .

The path  $\pi$  is called *long path*. A snake tree is called a  $\eta$ -snake tree if all nodes on  $\pi$  are  $\eta$ -labelled; likewise for  $\eta$ -snake\* trees. Observe that in examples  $(t_C, t_C^*) \in \mathcal{T}_C$ , the tree  $t_C = \text{snake}(t_1, \dots, t_n)$  is a  $d$ -snake tree and the tree  $t_C^* = \text{snake}^*(t_1^*, \dots, t_n^*)$  is an  $e$ -snake\* tree such that the  $(t_i, t_i^*)$ 's are pairs of variable subtrees of one of the following forms:

$$\left( \begin{array}{c} d \\ \swarrow \searrow \\ a_{C,i} \quad b_{C,i} \end{array}, \begin{array}{c} e \\ \swarrow \searrow \\ a_{C,i} \quad b_{C,i} \end{array} \right), \left( \begin{array}{c} d \\ \swarrow \searrow \\ b_{C,i} \quad a_{C,i} \end{array}, \begin{array}{c} e \\ \swarrow \searrow \\ a_{C,i} \quad b_{C,i} \end{array} \right) \text{ or } \left( \begin{array}{c} d \\ \swarrow \searrow \\ a_{C,i} \quad a_{C,i} \end{array}, \begin{array}{c} e \\ \swarrow \searrow \\ a_{C,i} \quad a_{C,i} \end{array} \right)$$

We call  $d$ -snake trees with such  $t_1, \dots, t_n$  *example  $d$ -snake trees*; likewise  $e$ -snake\* trees with such  $t_1^*, \dots, t_n^*$  are called *example  $e$ -snake\* trees*.

It is easy to see that applying  $\rho_2$  to a  $d$ -snake tree yields a  $d$ -snake tree; likewise for  $e$ -snake\* trees.

We now establish that  $\rho_1$  transforms example  $d$ -snake trees into example  $e$ -snake\* trees.

▷ Claim 19. The tree pattern transformation  $\rho_1$  is of the form

$$\text{snake}(s_1, \dots, s_n) \rightsquigarrow \text{snake}^*(s_1^*, \dots, s_n^*)$$

where all nodes on the long path of  $\text{snake}(s_1, \dots, s_n)$  are labelled with  $d$  or a node variable, the tree  $\text{snake}^*(s_1^*, \dots, s_n^*)$  is an  $e$ -snake\* tree, and all  $(s_i, s_i^*)$  are of one of the following forms

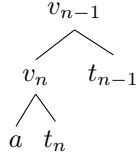
$$\begin{aligned} 1. & \left( \begin{array}{cc} x_i & e \\ \swarrow \searrow & \swarrow \searrow \\ y_{i,1} & y_{i,2} & y_{i,1} & y_{i,2} \end{array} \right) \\ 2. & \left( \begin{array}{cc} x_i & e \\ \swarrow \searrow & \swarrow \searrow \\ y_{i,1} & y_{i,2} & y_{i,2} & y_{i,1} \end{array} \right) \end{aligned}$$

with  $x$  a node variable or a label, and  $y_{i,1}, y_{i,2}$  node or tree variables.

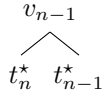
We call  $(s_i, s_i^*)$  *non-swapping* if they are of form (1), and *swapping* if they are of form (2).

**Proof sketch (of Claim 19).** We only provide a rough sketch. We know that all target trees of pairs in  $\mathcal{T}_C$  are example  $e$ -snake\* trees and all source trees are example  $d$ -snake trees. Let  $(t_C, t_C^*)$  be an arbitrary such example pair. Two of their differences are

- (a) there are  $ds$  on the long path of  $t_C$  and  $es$  on the long path of  $t_C^*$ , and
- (b) at the bottom of an example  $d$ -snake tree, we have a tree of the form

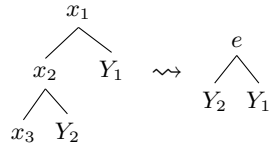


and at the bottom of an example  $e$ -snake\* tree, we have a tree of the form



Note that the children of  $v_n$  in the first and the children of  $v_{n-1}$  in both might be swapped, but we will just consider the case depicted here, as the others are analogous. Recall that  $\rho_2$  cannot eliminate either of these two differences. Since we only have one transformation,  $\rho_1$ , beside  $\rho_2$  available, it must be responsible for the changes required here.

It remains to argue that  $\rho_1$ 's body cannot be “shorter” than a  $d$ -snake tree (it cannot be longer because we would not be able to find a match in  $t_C$ ). Due to (b), the “bottom” of  $\rho_1$  has to be of the form



where  $x_1$  and  $x_2$  are node variables or the label  $d$ ,  $x_3$  is a node or tree variable, or the label  $a$  and  $Y_1$  and  $Y_2$  are tree variables. Suppose now that the body of  $\rho_1$  does not have a long path, but rather a shorter one. Due to (a),  $\rho_1$  needs to be applied to the root of  $t_C$  at least

once. Then  $x_3$  from above needs to be a tree variable, because otherwise, there would not be a match in  $t_C$ . Since  $x_3$  is not reused in the head, applying  $\rho_1$  to the root would eliminate a subtree other than the single node labelled with  $a$ . As neither  $\rho_2$  nor  $\rho_1$  would be able to restore this subtree but it is required to “end up” in  $t_C^*$ ,  $\rho_1$  cannot be of this “shorter” form. Therefore,  $\rho_1$ ’s body needs to be a snake as claimed which then yields the snake\* head because of  $t_C^*$ .  $\blacktriangleleft$

We now exploit the shape  $\text{snake}(t_1, \dots, t_n) \rightsquigarrow \text{snake}^*(t_1^*, \dots, t_n^*)$  of  $\rho_1$  established by Claim 19 to define a satisfying assignment  $\alpha$  for  $\varphi$ . Define  $\alpha$  by setting

- $\alpha(p_i) = 0$ , if  $(s_i, s_i^*)$  is swapping.
- $\alpha(p_i) = 1$ , if  $(s_i, s_i^*)$  is non-swapping.

We now show that  $\alpha$  is indeed a satisfying assignment of  $\varphi$ . Suppose towards a contradiction that  $\alpha$  is not a satisfying assignment of  $\varphi$ . Then there exists a clause  $C$  such that  $\alpha \not\models C$ .

As  $\rho_1$  needs to be applied to every pair in  $\mathcal{T}_C$ , it has to be applied to  $(t_C, t_C^*)$ , the pair corresponding to  $C$ . We now analyse the influence an application of  $\rho_1$  has on the variable subtrees of  $t_C$  when applying it to  $t_C$ . Our goal will be to show that  $\rho_1$  influences all three variable subtrees in a bad way and that every such problem has to be fixed by an application of  $\rho_2$ . Since there only two applications of  $\rho_2$  available, we cannot fix all problems  $\rho_1$  created, which means there is no sequence of  $\rho_1$  and  $\rho_2$  that explains  $(t_C, t_C^*)$ . This contradicts the fact that the learning tree pattern transformations instance we are considering is positive.

Because  $\rho_1$  and  $\rho_2$  can be applied in an arbitrary order, when applying  $\rho_1$  to  $t_C$ , a variable subtree could either have been changed before, by applying  $\rho_2$ , or not changed, by applying  $\rho_2$  twice or not at all. Therefore, we now consider a variable subtree  $g$  of  $t_C$  corresponding to a literal  $L$  in  $C$ , and distinguish two cases that can occur before applying  $\rho_1$  to  $t_C$ :

**Case bad:**  $g$  was not changed, i.e. the transformation  $\rho_2$  was not applied to  $g$ , or it was applied twice. We distinguish between  $L$  being positive or negative.

- (i)  $L$  is positive, so  $L = x_j$  for some variable  $x_j$ .

Then  $g$  is of the form  $\begin{array}{c} d \\ \swarrow \quad \searrow \\ a_{C,j} \quad b_{C,j} \end{array}$ . Since  $\alpha \not\models C$  and  $x_j$  occurs positively in  $C$ , we know that  $\alpha(x_j) = 0$ . By definition of  $\alpha$ ,  $(s_j, s_j^*)$  is swapping, i.e.  $\rho_1$  swaps the children of the variable subtree  $g$ .

- (ii)  $L$  is negative, so  $L = \neg x_j$ .

Here  $g$  is of the form  $\begin{array}{c} d \\ \swarrow \quad \searrow \\ b_{C,j} \quad a_{C,j} \end{array}$  and  $\alpha(x_j) = 1$ . By definition of  $\alpha$ ,  $(s_j, s_j^*)$  is now non-swapping, so the children remain in this order after applying  $\rho_1$ .

In both cases,  $g$  has the form  $\begin{array}{c} e \\ \swarrow \quad \searrow \\ b_{C,j} \quad a_{C,j} \end{array}$  after applying  $\rho_1$ . This means that for each occurrence of **Case bad** we have before applying  $\rho_1$ , we need to apply  $\rho_2$  after applying  $\rho_1$  to fix the order of the children.

**Case good:**  $g$  was changed, i.e. the transformation  $\rho_2$  was applied once to  $g$ . We again distinguish two cases:

- (i)  $L$  is positive, so  $L = x_j$  for some variable  $x_j$ .

At this point,  $g$  is of the form  $\begin{array}{c} d \\ \swarrow \quad \searrow \\ b_{C,j} \quad a_{C,j} \end{array}$ , even though  $x_j$  occurs positively in  $C$  because



the children were swapped by an application of  $\rho_2$ . Recall that  $\alpha \not\models C$  and therefore  $\alpha(x_j) = 0$ . By definition of  $\alpha$ ,  $\rho_1$  swaps the children of  $g$ , i.e.  $(s_j, s_j^*)$  is swapping.

(ii)  $L$  is negative, i.e.  $L = \neg x_j$ .

Then  $g$  is of the form  $\begin{array}{c} d \\ \swarrow \searrow \\ a_{C,j} \quad b_{C,j} \end{array}$  and since  $(s_j, s_j^*)$  is now non-swapping, the two children remain in this order after applying  $\rho_1$ .

In both cases,  $g$  has the form  $\begin{array}{c} e \\ \swarrow \searrow \\ a_{C,j} \quad b_{C,j} \end{array}$  after applying  $\rho_1$ .

We will now use **Case bad** and **Case good** from above to establish that if  $\alpha$  does not satisfy clause  $C$ , then there is no sequence of  $\rho_1$  and  $\rho_2$  that can explain  $(t_C, t_C^*)$ . Since we started with a positive instance of the learning tree pattern transformations problem, the tree  $t_C$  has to be transformed into the tree  $t_C^*$  in three steps. This will give us the desired contradiction. We have the following possibilities to apply  $\rho_1$  and  $\rho_2$  to explain  $(t_C, t_C^*)$ :

1.  $\rho_1$  is applied first: Then we have three occurrences of **Case bad**, i.e. three variable subtrees in which the order of the children is different than the order of the children in the variable subtrees of  $t_C^*$ . Since at most two applications of  $\rho_2$  remain, and one application of  $\rho_2$  can change the order of children of (at most) one variable subtree, this pair cannot be explained by a sequences of transformations starting with  $\rho_1$ .
2.  $\rho_1$  is applied after one application of  $\rho_2$ : Then we have at least two occurrences of **Case bad** (exactly two if  $\rho_2$  was applied to a variable subtree) but only one application of  $\rho_2$  remains. Therefore, this pair cannot be explained by a sequence in which  $\rho_2$  is applied first and  $\rho_1$  second.
3.  $\rho_1$  is applied after two applications of  $\rho_2$ : Then we have at least one occurrence of **Case bad** but no applications of  $\rho_2$  left. This excludes the sequence starting with two applications of  $\rho_2$  and finishing with  $\rho_1$  as a possible solution.

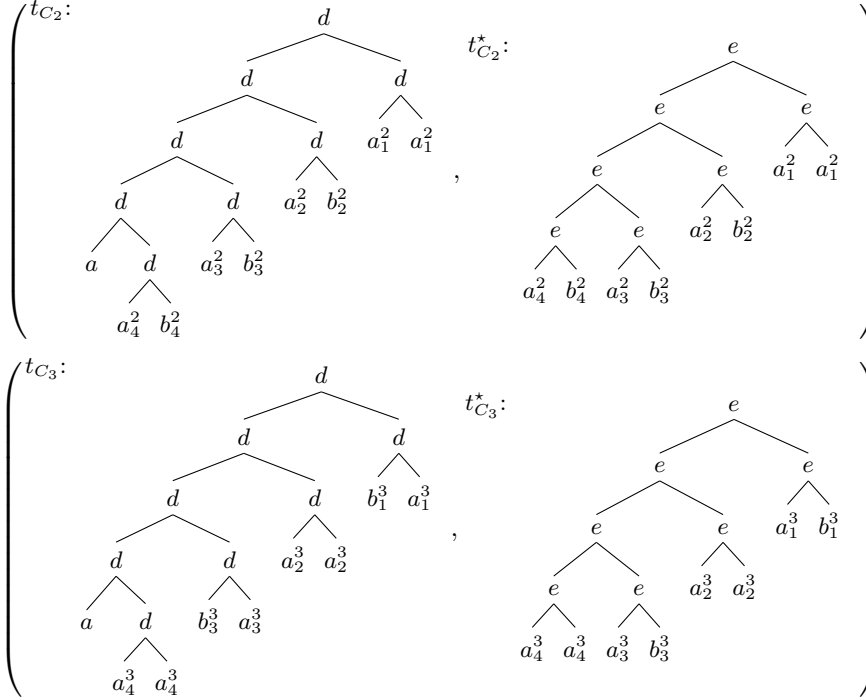
Since  $\rho_1$  has to be applied once to each pair  $(t_{C_i}, t_{C_i}^*)$ , the above three cases cover all possible sequences of transformations to explain such a pair. Since none of these can explain  $(t_C, t_C^*)$  even though the learning tree pattern transformations instance was positive, we get the desired contradiction. Therefore  $\alpha$  satisfies all clauses, so  $\alpha \models \varphi$ . This concludes the proof.

## A.2.2 Continuation of Example 8

► **Example 20** (Continuation of Example 8). Consider the positive 3SAT instance

$$\varphi = (p_1 \vee \neg p_2 \vee p_3) \wedge (p_2 \vee p_3 \vee p_4) \wedge (\neg p_1 \vee \neg p_3 \vee \neg p_4).$$

The pairs  $(t_{C_2}, t_{C_2}^*)$  and  $(t_{C_3}, t_{C_3}^*)$  for the clauses  $C_2 = p_2 \vee p_3 \vee p_4$  and  $C_3 = \neg p_1 \vee \neg p_3 \vee \neg p_4$  are as follows:



## B Learning Tree Pattern Transformations in Practice: SAT Solving

As sketched in the introduction, our interest in learning tree pattern transformations comes from applications in CS education research. For overcoming the NP-hardness results shown in Section 3.1, we follow a common strategy in the literature: we encode the learning problem for tree pattern transformations in propositional logic and employ a SAT solver to find solutions.

We first describe our encoding (see Section B.1) and then report on our implementation and its prototypical application (see Section B.2).

### B.1 Encoding LEARNINGTREETRANSFORMATIONS Instances

In this section we describe our encoding. Suppose a LEARNINGTREETRANSFORMATIONS instance with examples  $\mathcal{D} \stackrel{\text{def}}{=} \{(t_1, t_1^*), \dots, (t_n, t_n^*)\}$  and numbers  $s, r \in \mathbb{N}$  is given and we are looking for a solution set of  $r$  transformations that explains each pair in  $\mathcal{D}$  in at most  $s$  steps. Our encoding is inspired by the straightforward NP algorithm, which proceeds in two steps: first, it guesses (1) a set of  $r$  transformations and (2) a sequence of these transformations for each pair  $(t_i, t_i^*)$  and how they are applied; second, it verifies that this information indeed represents a solution.

To encode this approach as a SAT instance, we use propositional variables encoding the information (1) and (2). We then construct a propositional formula  $\Phi_{s,r}^{\mathcal{D}}$  which verifies that an assignment to the variables is a solution. The formula has the following properties: (a) it is satisfiable if and only if the instance of the tree pattern transformation learning problem it encodes is positive; and (b) from a model of the formula one can construct a set

of transformations as well as sequences for each pair certifying that the instance is indeed positive.

Next, we describe the encoding of single-step instances (i.e. instances with  $s = 1$ ); afterwards, we sketch how to lift this to multiple-step instances.

### B.1.1 Encoding Single-Step Instances

We start with instances with  $s \stackrel{\text{def}}{=} 1$ . The basic idea is to encode the syntactical structure of transformations and constrain the structure in accordance with the example pairs to ensure that they are valid in the sense that a transformation chosen for a pair  $(t_i, t_i^*)$  does indeed transform  $t_i$  into  $t_i^*$ .

Since we only consider single-step instances here, we know that the sizes of the bodies and heads of transformations are bounded by the largest source and target trees, respectively. Therefore it is clear in advance which nodes a body or head of a transformation can have. We therefore fix the set  $V = \{u_1 \cdots u_k \mid u_i \in \{0, \dots, d-1\}, 0 \leq k \leq h\}$  of these nodes, where  $d$  is the maximal degree and  $h$  is the maximal depth across all pairs of trees.

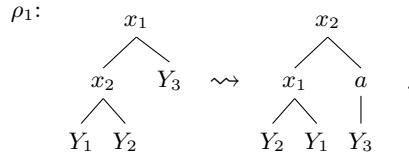
Let  $\Sigma$  be an alphabet,  $\mathcal{N}$  a set of node variables, and  $\mathcal{T}$  a set of tree variables and denote  $\Omega \stackrel{\text{def}}{=} \Sigma \uplus \mathcal{N} \uplus \mathcal{T} \uplus \{-\}$ , where  $-$  is a special symbol which will be used to indicate that a node from  $V$  is not used in a pattern. For a pair  $(t_i, t_i^*)$  of trees, denote their labelling functions by  $\ell_{t_i}$  and  $\ell_{t_i^*}$ .

Our encoding uses three types of propositional variables:

- $\text{body}_{v,\lambda}^j$  for  $\lambda \in \Omega$ ,
- $\text{head}_{v,\lambda}^j$  for  $\lambda \in \Omega$ , and
- $\text{map}_{v,i}^j$  for  $i \in \{1, \dots, n\}$ ,

where  $j \in \{1, \dots, r\}$  and  $v \in V$ . Intuitively, the variables  $\text{body}_{v,\lambda}^j$  and  $\text{head}_{v,\lambda}^j$  are used to encode the body and head of the  $j$ -th transformation, where them being assigned the value 1 means that node  $v$  of the body, or head, respectively, of transformation  $j$  has label  $\lambda$ . The special label  $\lambda = -$  indicates that a node is not used. We will often use  $\varphi_{\text{leaf}}(v)$  as a shorthand for  $v$  being a leaf, i.e.  $v$  having only children labelled with  $-$ . The variables  $\text{map}_{v,i}^j$  are used to indicate that transformation  $j$  transforms  $t_i$  into  $t_i^*$  in such a way that  $v$  is the root of a valid match of the transformation's body into  $t_i$ . Example 21 demonstrates the correspondence between the propositional variables and transformations.

► **Example 21.** Suppose all trees in the example pairs are binary and that their maximal depth  $h$  is two. Then  $V = \{\varepsilon, 0, 1, 00, 01, 10, 11\}$ , where  $\varepsilon$  refers to the empty string and therefore corresponds to the root node. Consider the transformation



The corresponding propositional variables are the following:

$$\begin{array}{ll} \text{body}_{\varepsilon, x_1}^1 & \text{head}_{\varepsilon, x_2}^1 \\ \text{body}_{0, x_2}^1, \text{body}_{1, Y_3}^1 & \text{head}_{0, x_1}^1, \text{head}_{1, a}^1 \\ \text{body}_{00, Y_1}^1, \text{body}_{01, Y_2}^1, \text{body}_{10, -}^1, \text{body}_{11, -}^1 & \text{head}_{00, Y_2}^1, \text{head}_{01, Y_1}^1, \text{head}_{10, Y_3}^1, \text{head}_{11, -}^1 \end{array} \quad \blacktriangleleft$$

To ensure that the variables  $\text{body}_{v,\lambda}^j$  and  $\text{head}_{v,\lambda}^j$  encode syntactically valid transformations, we use the formulas listed in Table 1. Formulas (3), (4), and (5) enforce that each node

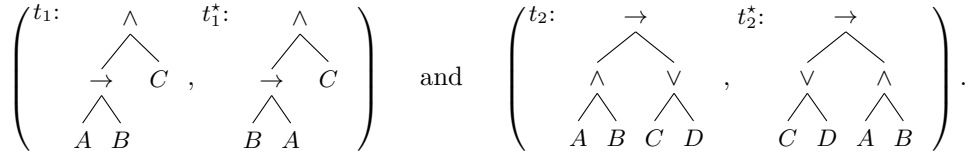
of each body and each head has exactly one label, and that if a node is not used, then neither are its children. Formulas (6) and (7) ensure that nodes labelled with a tree variable only occur as leaves in all bodies and heads and due to Formula (8), all node and tree variables occurring in a head of a transformation must also be present in that transformation's body. Let  $\Phi_{s,r}^{\text{syntax}}$  be the conjunction of Formulas (3) to (8).

Given a satisfying assignment of  $\Phi_{s,r}^{\text{syntax}}$ , it is straightforward to extract  $r$  syntactically valid transformations from the variables  $\text{body}_{v,\lambda}^j$  and  $\text{head}_{v,\lambda}^j$ . To avoid too much clutter, we omit a formal definition and refer the reader to Example 21 again.

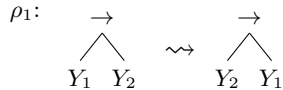
Since the formula is yet independent of the examples, the transformations extracted from a model might not be a solution to our instance of the tree pattern transformation learning problem. We make the connection to the examples via the formulas in Table 2. In some formulas we use the construct [condition]. When the formula is constructed, this is replaced by the constant value of true, if the condition is met, or false otherwise. Formula (9) ensures that for each example pair there exists a transformation as well as a (valid) match. The proper semantics are enforced by Formulas (10) to (12). Formula (10) restricts the subtrees to which a transformation can be applied by requiring that a transformation may only be applied to a node  $v$  of a tree  $t_i$  if all differences between  $t_i$  and  $t_i^*$  are restricted to the subtree induced by  $v$ . Formulas (11) and (12) ensure a consistent use of labels in bodies and heads of transformations with respect to matches. Specifically, labels from  $\Sigma$  in the body (head) require the identical label at the corresponding node, according to the match, in the source (target) tree due to  $\varphi_{\text{label}}^{i,j,v}$  ( $\psi_{\text{label}}^{i,j,v}$ ). Note that we need to consider nodes other than  $v$ , which is the root of a match of the body of transformation  $\rho_j$  in  $t_i$ , as indicated by  $\text{map}_{v,i}^j$ , to ensure this consistency. Node  $v$  in  $t_i$  corresponds to the root of the body because of the match. As a result, a node  $w$  of  $\rho_j$ 's body corresponds to node  $vw$  of  $t_i$ ; and analogously for  $\rho_j$ 's head and  $t_i^*$ . Therefore we need to ensure consistent labels for nodes  $w$  in the body (head) of  $\rho_j$  and  $vw$  in  $t_i$  ( $t_i^*$ ). Consistence of multiple occurrences of the same node (tree) variable in the body is ensured by  $\varphi_{\text{nodevars}}^{i,j,v}$  ( $\varphi_{\text{treevars}}^{i,j,v}$ ). Finally, the formulas  $\psi_{\text{nodevars}}^{i,j,v}$  and  $\psi_{\text{treevars}}^{i,j,v}$  enforce that values assigned to node and tree variables based on the match induced by  $\text{map}_{v,i}^j$  are appropriate with regard to the target tree.

Let us denote the conjunction of Formulas (9) to (12) and  $\Phi_{s,r}^{\text{syntax}}$  as  $\Phi_{s,r}^{\mathcal{D}}$ . The following example illustrates an application of the approach to two pairs of trees.

► **Example 22.** Given the two pairs of trees  $\mathcal{D} \stackrel{\text{def}}{=} \{(t_1, t_1^*), (t_2, t_2^*)\}$ , we want to find a single transformation  $\rho_1$  such that  $t_1 \rightsquigarrow_{\rho_1} t_1^*$  and  $t_2 \rightsquigarrow_{\rho_1} t_2^*$ , where



After constructing the formula  $\Phi_{1,1}^{\mathcal{D}}$  and feeding it to a SAT solver, we will receive a model which might contain the following, positively assigned variables:  $\text{body}_{\varepsilon, \rightarrow}^1$ ,  $\text{body}_{0, Y_1}^1$ ,  $\text{body}_{1, Y_2}^1$ ,  $\text{head}_{\varepsilon, \rightarrow}^1$ ,  $\text{head}_{0, Y_2}^1$ ,  $\text{head}_{1, Y_1}^1$ ,  $\text{map}_{0,1}^1$ , and  $\text{map}_{\varepsilon,2}^1$ . The body and head variables induce the transformation



and the two map variables indicate the nodes to which  $\rho_1$  can be applied successfully: the left child of the root of  $t_1$ , i.e. node 0, and the root of  $t_2$ , i.e. node  $\varepsilon$ . Observe that applying  $\rho_1$  to the subtrees induced by these nodes does indeed result in  $t_1^*$  and  $t_2^*$ , respectively. ◀

$$\bigwedge_{1 \leq j \leq r} \bigwedge_{v \in V} \left( \bigvee_{\lambda \in \Omega} \text{body}_{v,\lambda}^j \wedge \bigwedge_{\lambda_1, \lambda_2 \in \Omega, \lambda_1 \neq \lambda_2} (\neg \text{body}_{v,\lambda_1}^j \vee \neg \text{body}_{v,\lambda_2}^j) \right) \quad (3)$$

$$\bigwedge_{1 \leq j \leq r} \bigwedge_{v \in V} \left( \bigvee_{\lambda \in \Omega} \text{head}_{v,\lambda}^j \wedge \bigwedge_{\lambda_1, \lambda_2 \in \Omega, \lambda_1 \neq \lambda_2} (\neg \text{head}_{v,\lambda_1}^j \vee \neg \text{head}_{v,\lambda_2}^j) \right) \quad (4)$$

$$\bigwedge_{1 \leq j \leq r} \bigwedge_{v \in V} \left( \left( \text{body}_{v,-}^j \rightarrow \bigwedge_{w \in \mathbb{N} \text{ s.t. } vw \in V} \text{body}_{vw,-}^j \right) \wedge \left( \text{head}_{v,-}^j \rightarrow \bigwedge_{w \in \mathbb{N} \text{ s.t. } vw \in V} \text{head}_{vw,-}^j \right) \right) \quad (5)$$

$$\bigwedge_{1 \leq j \leq r} \bigwedge_{\lambda \in \mathcal{T}} \bigwedge_{v \in V} (\text{body}_{v,\lambda}^j \rightarrow \varphi_{\text{leaf}}(v)) \quad (6)$$

$$\bigwedge_{1 \leq j \leq r} \bigwedge_{\lambda \in \mathcal{T}} \bigwedge_{v \in V} (\text{head}_{v,\lambda}^j \rightarrow \varphi_{\text{leaf}}(v)) \quad (7)$$

$$\bigwedge_{1 \leq j \leq r} \bigwedge_{\lambda \in \mathcal{N} \cup \mathcal{T}} \left( \left( \bigvee_{v \in V} \text{head}_{v,\lambda}^j \right) \rightarrow \left( \bigvee_{v' \in V} \text{body}_{v',\lambda}^j \right) \right) \quad (8)$$

■ **Table 1** Constraints ensuring the syntactic validity of  $r$  transformations.

$$\bigwedge_{1 \leq i \leq n} \bigvee_{1 \leq j \leq r} \bigvee_{v \in V} \text{map}_{v,i}^j \quad (9)$$

$$\bigwedge_{1 \leq i \leq n} \bigwedge_{1 \leq j \leq r} \bigwedge_{v \in V} (\text{map}_{v,i}^j \rightarrow [\text{context}(t_i, v) \cong \text{context}(t_i^*, v)]) \quad (10)$$

$$\bigwedge_{1 \leq i \leq n} \bigwedge_{1 \leq j \leq r} \bigwedge_{v \in V} (\text{map}_{v,i}^j \rightarrow \varphi_{\text{labels}}^{i,j,v} \wedge \varphi_{\text{nodevars}}^{i,j,v} \wedge \varphi_{\text{treevars}}^{i,j,v}) \quad (11)$$

where

$$\begin{aligned} \varphi_{\text{labels}}^{i,j,v} &\stackrel{\text{def}}{=} \bigwedge_{w \in \mathbb{N}^* \text{ s.t. } vw \in V} \bigwedge_{\lambda \in \Sigma} (\text{body}_{w,\lambda}^j \rightarrow [\ell_{t_i}(vw) = \lambda]) \\ \varphi_{\text{nodevars}}^{i,j,v} &\stackrel{\text{def}}{=} \bigwedge_{\substack{w_1 \in \mathbb{N}^* \text{ s.t. } vw_1 \in V, \lambda \in \mathcal{N} \\ w_2 \in \mathbb{N}^* \text{ s.t. } vw_2 \in V}} ((\text{body}_{w_1,\lambda}^j \wedge \text{body}_{w_2,\lambda}^j) \rightarrow [\ell_{t_i}(vw_1) = \ell_{t_i}(vw_2)]) \\ \varphi_{\text{treevars}}^{i,j,v} &\stackrel{\text{def}}{=} \bigwedge_{\substack{w_1 \in \mathbb{N}^* \text{ s.t. } vw_1 \in V, \lambda \in \mathcal{T} \\ w_2 \in \mathbb{N}^* \text{ s.t. } vw_2 \in V}} ((\text{body}_{w_1,\lambda}^j \wedge \text{body}_{w_2,\lambda}^j) \rightarrow [\text{subtree}_{t_i}(vw_1) \cong \text{subtree}_{t_i}(vw_2)]) \end{aligned}$$

$$\bigwedge_{1 \leq i \leq n} \bigwedge_{1 \leq j \leq r} \bigwedge_{v \in V} \left( \text{map}_{v,i}^j \rightarrow \bigwedge_{w \in \mathbb{N}^* \text{ s.t. } vw \in V} \psi_{\text{labels}}^{i,j,v,w} \wedge \psi_{\text{nodevars}}^{i,j,v,w} \wedge \psi_{\text{treevars}}^{i,j,v,w} \right) \quad (12)$$

where

$$\begin{aligned} \psi_{\text{labels}}^{i,j,v,w} &\stackrel{\text{def}}{=} \bigwedge_{\lambda \in \Sigma} (\text{head}_{w,\lambda}^j \rightarrow [\ell_{t_i^*}(vw) = \lambda]) \\ \psi_{\text{nodevars}}^{i,j,v,w} &\stackrel{\text{def}}{=} \bigwedge_{\lambda \in \mathcal{N}} \left( \text{head}_{w,\lambda}^j \rightarrow \bigvee_{w' \in \mathbb{N}^* \text{ s.t. } vw' \in V} (\text{body}_{w',\lambda}^j \wedge [\ell_{t_i}(vw') = \ell_{t_i^*}(vw)]) \right) \\ \psi_{\text{treevars}}^{i,j,v,w} &\stackrel{\text{def}}{=} \bigwedge_{\lambda \in \mathcal{T}} \left( \text{head}_{w,\lambda}^j \rightarrow \bigvee_{w' \in \mathbb{N}^* \text{ s.t. } vw' \in V} (\text{body}_{w',\lambda}^j \wedge [\text{subtree}_{t_i}(vw') \cong \text{subtree}_{t_i^*}(vw)]) \right) \end{aligned}$$

■ **Table 2** Constraints ensuring correct semantics based on matches induced by the  $\text{map}_{v,i}^j$  variables. Here we denote the subtree of a tree  $t_i$  rooted at a node  $v$  as  $\text{subtree}_{t_i}(v)$ , rather than  $t_i v$ , to avoid confusion with indices.

### B.1.2 Encoding Multi-step Instances

We now lift the encoding for single-step instances of the learning tree pattern transformations problem to multi-step instances. In single-step instances, i.e. when  $s = 1$ , the only trees that ever occur are the source and target trees of the input examples and the encoding therefore had access to these trees. In multi-step instances, i.e. when  $s > 1$ , we are searching for transformations such that each pair can be solved by a sequence of transformations. The main difference is that now “intermediate trees” need to be constructed. As we do not know what intermediate trees look like in advance, they need to be encoded by propositional variables as well. Therefore, in addition to the variables that we used before, we now also use variables  $\text{int}_{i,k,v,\lambda}$  indicating that node  $v$  of the intermediate tree for pair  $(t_i, t_i^*)$  after  $k$  steps has label  $\lambda$ . This is demonstrated in Example 23.

► **Example 23.** Suppose we are given a positive instance of `LEARNINGTREETRANSFORMATIONS` with  $s = 2$ ,  $r = 1$  and suppose one of the examples is the pair

$$\left( \begin{array}{c} t_i: \\ \begin{array}{c} a \\ \swarrow \quad \searrow \\ b \quad a \\ \swarrow \quad \searrow \\ c \quad b \end{array} \end{array} , \begin{array}{c} t_i^*: \\ \begin{array}{c} a \\ \swarrow \quad \searrow \\ a \quad b \\ \swarrow \quad \searrow \\ b \quad c \end{array} \end{array} \right).$$

Further suppose that the transformation  $\rho_1: \begin{array}{c} x \\ \swarrow \quad \searrow \\ Y_1 \quad Y_2 \end{array} \rightsquigarrow \begin{array}{c} x \\ \swarrow \quad \searrow \\ Y_2 \quad Y_1 \end{array}$  is a solution.

Then there are two ways to transform  $t_i$  into  $t_i^*$  using  $\rho_1$ :

$$\begin{array}{c} a \\ \swarrow \quad \searrow \\ b \quad a \\ \swarrow \quad \searrow \\ c \quad b \end{array} \rightsquigarrow_{\rho_1} \begin{array}{c} a \\ \swarrow \quad \searrow \\ a \quad b \\ \swarrow \quad \searrow \\ c \quad b \end{array} \rightsquigarrow_{\rho_1} \begin{array}{c} a \\ \swarrow \quad \searrow \\ a \quad b \\ \swarrow \quad \searrow \\ b \quad c \end{array}$$

and

$$\begin{array}{c} a \\ \swarrow \quad \searrow \\ b \quad a \\ \swarrow \quad \searrow \\ c \quad b \end{array} \rightsquigarrow_{\rho_1} \begin{array}{c} a \\ \swarrow \quad \searrow \\ b \quad a \\ \swarrow \quad \searrow \\ b \quad c \end{array} \rightsquigarrow_{\rho_1} \begin{array}{c} a \\ \swarrow \quad \searrow \\ a \quad b \\ \swarrow \quad \searrow \\ b \quad c \end{array}.$$

Here,  $I_1$  and  $I_2$  are the (only possible) intermediate trees for  $(t_i, t_i^*)$  after one step. The corresponding propositional variables are

- $\text{int}_{i,1,\varepsilon,a}$ ,  $\text{int}_{i,1,0,a}$ ,  $\text{int}_{i,1,1,b}$ ,  $\text{int}_{i,1,00,c}$ , and  $\text{int}_{i,1,01,b}$  for  $I_1$ ; and
- $\text{int}_{i,1,\varepsilon,a}$ ,  $\text{int}_{i,1,0,b}$ ,  $\text{int}_{i,1,1,a}$ ,  $\text{int}_{i,1,10,b}$ , and  $\text{int}_{i,1,11,c}$  for  $I_2$ . ◀

The formulas from the previous section need to be adapted to these new variables. The variables  $\text{map}_{v,i}^j$  are replaced by variables  $\text{map}_{v,i}^{j,k}$ , where  $k \leq s$  refers to a step. The intended meaning for this variable is that the  $j$ -th transformation is applied to node  $v$  of the intermediate tree of pair  $(t_i, t_i^*)$  after step  $k - 1$ , where intermediate tree 0 is just  $t_i$ . In the other formulas, instead of formulating constraints based on the source and target trees of the example pairs, they are now formulated over the intermediate trees. For instance, in the formula  $\psi_{\text{labels}}^{i,j,v,w}$ , instead of requiring that the label of  $t_i^*$  must be the same as the one

in the head at the corresponding position, this requirement would be stated using the new variables for intermediate trees. The relevant subformula would look as follows:

$$\text{map}_{v,i}^{j,k} \rightarrow \left( \bigwedge_{w \in \mathbb{N}^* \text{ s.t. } vw \in V} \bigwedge_{\lambda \in \Sigma} \left( \text{head}_{w,\lambda}^j \rightarrow \text{int}_{i,k,vw,\lambda} \right) \right).$$

This states that for transformation  $\rho_j$  to be applicable to pair  $i$  at node  $v$  in step  $k$ , a label from  $\Sigma$  in the head of transformation  $\rho_j$  must be identical to the label at the corresponding position in the intermediate tree of pair  $i$  constructed in the previous  $k - 1$  steps. All the other formulas need to be adapted similarly. Note that the adapted formulas can still be used for the case where  $s = 1$ , because there is a one-to-one correspondence between  $\text{map}_{v,i}^j$  and  $\text{map}_{v,i}^{j,1}$ .

## B.2 Implementation and Application

We implemented this encoding and applied it to datasets from CS education<sup>3</sup>. Our implementation supports single-step and multi-step instances, an incremental mode, as well as some practical extensions such as providing a ratio of how many examples need to be explained.

Before applying our encoding to real data, we tested that it works as expected by applying it to the `LEARNINGTREETRANSFORMATIONS` instances from Examples 6 and 8. Encodings of both example sets were solved and the returned models were as expected.

We then prototypically tested our framework on datasets from CS education. Many typical mistakes by students in propositional modelling were identified by Schmellenkamp et al. [14] with a custom approach. Their dataset consists of pairs of formulas  $(\varphi, \varphi^*)$ , where the second one is a valid solution while the first is an erroneous modelling attempt. They also provided a clustering of the dataset by typical mistakes that have been identified.

To test the applicability of our framework in this context, we performed two tests. First, we verified that our tree pattern transformations are suitable to express typical mistakes in this context. For example, a typical mistake is to model “only if” statements as if they were “if” statements. In syntax trees of formulas this corresponds to swapping the two children of an implication node. The dataset [14] contains 83 pairs of formulas with this mistake. For instance, it contains pairs like  $(E \rightarrow (\neg A \wedge \neg C), (\neg A \wedge \neg C) \rightarrow E)$  and  $(B \rightarrow D, D \rightarrow B)$ . For the `LEARNINGTREETRANSFORMATIONS` instance with these 83 pairs of (formula) trees and with  $s \stackrel{\text{def}}{=} 1$  and  $r \stackrel{\text{def}}{=} 1$ , the model provided by the SAT solver encodes the expected transformation

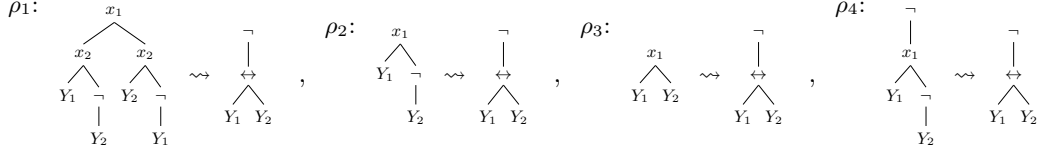
$$\begin{array}{ccc} & \rightarrow & \\ & \swarrow \quad \searrow & \\ Y_2 & & Y_1 \end{array} \rightsquigarrow \begin{array}{ccc} & \rightarrow & \\ & \swarrow \quad \searrow & \\ Y_1 & & Y_2 \end{array}.$$

Second, we tested whether our framework can be used to automatically identify candidates for common modelling mistakes. To this end, ideally, datasets with pairs of formulas where similar mistakes are expected to happen are used in order to find few tree pattern transformations that explain many of the formula pairs. Such datasets naturally occur when clustering by linguistic operators that occur in the natural language statement that is part of the assignment for students and are provided in the dataset by Schmellenkamp et al. As an example, we consider the operator “either-or” in statements like *I’m travelling to either Italy or Spain this year*. After a preprocessing step of unifying the propositional variables used in

<sup>3</sup> The encoding has been implemented in Java and uses a Java wrapper for Z3 [7]. All tests have been conducted on a Debian-based machine with an Intel i7-11850H CPU.



all the erroneous formula pairs for this linguistic operator, 19 different pairs remained. The encoding of the LEARNINGTREETRANSFORMATIONS instance containing these 19 pairs with  $s \stackrel{\text{def}}{=} 1$  was solved by using an incremental approach for  $r = 1, 2, \dots$ . The model provided by the SAT solver encodes the following four transformations:



These transformations correspond to mistakes one would expect. For instance, transformations  $\rho_2$  and  $\rho_3$  explain pairs for which the erroneous formula uses a faulty operator like a conjunction instead of a bi-implication as in  $(A \wedge \neg B, \neg(A \leftrightarrow B))$  or  $(A \wedge B, \neg(A \leftrightarrow B))$ .

## C Additional Material for Section 4: Hardness of Testing Interval Variables

► **Theorem 14.** *Testing whether a tree pattern transformation  $\rho: \sigma \rightsquigarrow \sigma^*$  with interval variables transforms a tree  $t$  into a tree  $t^*$  is NP-hard, even if each interval variable may occur at most once in  $\sigma$  and at most once in  $\sigma^*$ .*

At the core is the hardness of the following algorithmic problem:

*Problem:* PARTITIONEDREWITING

*Input:* Strings  $u, v \in \Sigma^*$  and a permutation  $\sigma: [k] \rightarrow [k]$

*Question:* Is there a partitioning  $u = u_1 \cdots u_k$  such that  $v = u_{\sigma(1)} \cdots u_{\sigma(k)}$ ?

We first provide an outline why PARTITIONEDREWITING is NP-hard, when the factors  $u_i$  may only be non-empty strings (denoted *non-erasing case*). Afterwards we proceed with the technically harder general case (*erasing case*).

### Non-erasing case

We denote the partitions  $u_i$  in the following *intervals*. They must be non-empty for this case.

We show the NP-hardness of PARTITIONEDREWITING via a polynomial many-one reduction from the *perfect code problem* for 3-regular (undirected) graphs, an NP-complete problem [9]. Our reduction is inspired by [6, Thm 4]. A 3-regular graph is a graph  $G = (V, E)$  where each node has degree 3. The *neighborhood*  $N_G(x)$  of a node  $x \in V$  is defined as  $N_G(x) = \{y \mid \{x, y\} \in E\} \cup \{x\}$ , that is, all nodes adjacent to  $x$  and  $x$  itself. A *perfect code* is a set of nodes  $C \subseteq V$  such that for each  $x \in V$  it holds  $|N_G(x) \cap C| = 1$ , that is, each neighborhood  $N_G(x)$  contains exactly one node from  $C$ . The *perfect code problem* asks whether a given graph admits a perfect code. Note that for a 3-regular graph  $G = (V, E)$ , for each node  $x \in V$  it holds  $|N_G(x)| = 4$ , and if  $G$  admits a perfect code  $C$ , then  $n := |V|$  is a multiple of 4 and  $|C| = n/4$ .

Be now  $G = (V, E)$  a 3-regular graph,  $|V| = n$ . We define  $(u, v, \sigma)$  an instance of PARTITIONEDREWITING in the following.

$$u = \#^{2n} b^n c (a^5)^n d (\#a^8)^{2n-n/4} (a^4 \#)^{n+n/4}$$

$$v = cd *^n (\#a^8 \#a^8 \#a^4 \#a^4 \#b)^n$$

We indicate the permutation  $\sigma$  by permuting a sequence of intervals, thereby giving names that facilitate the presentation of the proof. For an integer  $n$ , denote by  $[n]$  the set  $\{1, \dots, n\}$  and be  $V = \{t_1, \dots, t_n\}$ . To get a convenient access to the four nodes in the neighborhood  $N_G(t_i)$  of a given  $t_i \in V$ , fix an arbitrary order of the members of  $N_G(t_i)$  and be  $p_r : [n] \rightarrow [n]$ , for  $r \in [4]$ , the mapping where  $p_r(i) = j$  indicates that the  $r^{\text{th}}$  neighbor of  $t_i$  is  $t_j$ . That is, for each  $t_i \in V$ , it holds  $N_G(t_i) = \{t_{p_1(i)}, t_{p_2(i)}, t_{p_3(i)}, t_{p_4(i)}\}$ . Define the  $n^2$  many intervals  $u_{i,j}$  for  $i, j \in [n]$ . Although, we will only use those  $u_{i,j}$  where there is an edge between  $t_i$  and  $t_j$ , or vice versa. So, for each  $u_{i,j}$  that we use, we will also use  $u_{j,i}$ . Accordingly, each  $u_{i,j}$  we use corresponds to a "1"-entry in the (symmetric) incidence matrix of  $G$ .

Note that the incidence matrix of a 3-regular graph contains in each row exactly 4 "1"-entries, and also in each column exactly 4 "1"-entries.

A property of a perfect code (for 3-regular graphs) which is key to the proof idea is the following.

**Important Property.**

$G$  admits a perfect code  $C$  ( $|C| = n/4$ ), if and only if we can select in each column  $j$  of the incidence matrix  $A$  exactly one "1"-entry, (that is, a certain row  $i$  such that  $A[i, j] = 1$ ) in such a way that in exactly  $n/4$  many rows we have selected exactly all 4 "1"-entries, and in all other  $(3/4n)$  many rows none at all.

Further, we define the following shortcuts.

$$\begin{aligned}\alpha_i &= u_{p_1(i),i} u_{p_2(i),i} u_{p_3(i),i} u_{p_4(i),i} \\ \alpha'_i &= u_{i,p_1(i)} u_{i,p_2(i)} u_{i,p_3(i)} u_{i,p_4(i)}\end{aligned}$$

We can now rephrase the important property in terms of the  $\alpha_i$ 's and  $\alpha'_i$ 's:

**Important Property rephrased.**

$G$  admits a perfect code  $C$  ( $|C| = n/4$ ), if and only if we can select in each  $\alpha_i$  exactly one interval in such a way that in  $n/4$  many  $\alpha'_i$ 's all 4 intervals are selected, and in all other  $3/4n$  many  $\alpha'_i$ 's no interval is selected.

We now define the permutation  $\sigma$  as mapping  $X$  to  $Y$ , where

$$\begin{aligned}X &= \mu_1 \cdots \mu_n \nu_1 \cdots \nu_n \zeta_1 \cdots \zeta_n \eta \alpha_1 \delta_1 \cdots \alpha_n \delta_n \theta \beta_1 \cdots \beta_n \gamma_1 \cdots \gamma_n \\ Y &= \eta \theta \delta_1 \cdots \delta_n \beta_1 \mu_1 \alpha'_1 \nu_1 \gamma_1 \zeta_1 \cdots \beta_n \mu_n \alpha'_n \nu_n \gamma_n \zeta_n\end{aligned}$$

Note that we use  $10n + 2$  intervals.

**Correctness** " $\Rightarrow$ ": Be  $C \subseteq V$  a perfect code. Note that  $|C| = n/4$ . Choose all  $\mu_i, \nu_i, \delta_i, \zeta_i, \eta, \theta$  of size 1. Note that this assures  $\mu_i = \nu_i = \#$ ,  $\zeta_i = b$ , and  $\eta = c$ . Choose  $u_{i,j}$  of size 2, if  $t_i \in C$ , and of size 1 otherwise. With the properties of a perfect code (in each neighborhood exactly one node belongs to  $C$ ), and the previous choices, this implies that each  $\alpha_i$  captures exactly  $a^5$  (in  $u$ ), and each  $\delta_i$  captures exactly  $*$ . We can now also deduce that  $\theta$  captures  $d$ , and not more (because  $\theta$  is followed by  $\#$  in  $u$ , and by  $*$  in  $v$ ). Further properties of a perfect code (through the neighborhood of each  $t_i \in C$  we reach each node in  $V$  exactly once) imply that  $\alpha'_i = a^8$  if  $t_i \in C$ , and  $\alpha'_i = a^4$  otherwise. Further choose  $\beta_i$  of size 9 and  $\gamma_i$  of size 10 if  $t_i \in C$ , and otherwise choose  $\beta_i$  of size 18 and  $\gamma_i$  of size 5. This allows to verify

that, for all  $i$ ,  $\beta_i \mu_i \alpha'_i \nu_i \gamma_i \zeta_i$  expresses exactly  $\#a^8 \#a^8 \#a^4 \#a^4 \#b$ . Since  $\eta \theta \delta_1 \cdots \delta_n$  expresses  $cd *^n$  we have shown that

$$\begin{aligned} v &= cd *^n (\#a^8 \#a^8 \#a^4 \#a^4 \#b)^n \\ &= \eta \theta \delta_1 \cdots \delta_n \beta_1 \mu_1 \alpha'_1 \nu_1 \gamma_1 \zeta_1 \cdots \beta_n \mu_n \alpha'_n \nu_n \gamma_n \zeta_n \\ &= \sigma(\mu_1 \cdots \mu_n \nu_1 \cdots \nu_n \zeta_1 \cdots \zeta_n \eta \alpha_1 \delta_1 \cdots \alpha_n \delta_n \theta \beta_1 \cdots \beta_n \gamma_1 \cdots \gamma_n) \end{aligned}$$

" $\Leftarrow$ ": Be  $(u, v, \sigma)$  a yes instance. We will construct a perfect code for  $G$ . Since  $\sigma(X) = Y = v$ , and  $\eta, \theta$  and all  $\delta_i$  are of size at least 1 (non-erasing), and  $v$  starts with  $cd$ , we deduce that  $\eta$  must capture in  $u$  the only  $c$ . Also,  $\eta$  must be of size not more than 1, otherwise it would bring in  $a$ 's from  $u$  between  $c$  and  $d$ . Analogous reasoning allows to conclude that  $\theta$  captures exactly  $d$ , and not more.

Since now we know that  $\eta \theta = cd$ , we deduce that the  $\delta_i$  must be responsible for the  $*$ 's in  $v$ , no other intervals could be. Further, since in  $u$  after each  $*$  never follows immediately another  $*$ , we conclude that each  $\delta_i$  is exactly of size 1, and  $\delta_i = *$ . This allows further to conclude, since in  $u$  each  $\alpha_i$  is enclosed by  $\eta$  or  $\delta_i$ 's (thus a  $c$  or  $*$ 's), that each  $\alpha_i$  is of size 5 and captures exactly  $a^5$ . In other words,  $\eta \alpha_1 \delta_1 \cdots \alpha_n \delta_n \theta$  captures exactly  $c(a^5 *)^n d$ .

Consequently,  $\beta_1 \cdots \beta_n \gamma_1 \cdots \gamma_n$  captures  $(\#a^8)^{2n-n/4} (a^4 \#)^{n+n/4}$ , and  $\mu_1 \cdots \mu_n \nu_1 \cdots \nu_n \zeta_1 \cdots \zeta_n$  captures  $\#^{2n} b^n$ . From the latter observation we conclude that  $\mu_i = \nu_i = \#$  and  $\zeta_i = b$ , for each  $i$ .

Since  $Y = v$ , we deduce:

For each  $i$ ,  $\beta_i \mu_i \alpha'_i \nu_i \gamma_i \zeta_i = \beta_i \# \alpha'_i \# \gamma_i b$  expresses  $\#a^8 \#a^8 \#a^4 \#a^4 \#b$ .

Since each  $\alpha_i$  contains only  $a$ 's, we deduce each  $\alpha'_i$  contains only  $a$ 's. Therefore, we deduce that each  $\alpha'_i$  expresses either  $a^4$  or  $a^8$ .

We deduce that each  $\beta_i$  captures either  $\#a^8$  (if  $\alpha'_i = a^8$ ), or  $\#a^8 \#a^8$  (if  $\alpha'_i = a^4$ ), and that each  $\gamma_i$  captures either  $a^4 \#a^4 \#$  (if  $\alpha'_i = a^8$ ), or  $a^4 \#$  (if  $\alpha'_i = a^4$ ).

This, together with  $\beta_1 \cdots \beta_n \gamma_1 \cdots \gamma_n$  capturing  $(\#a^8)^{2n-n/4} (a^4 \#)^{n+n/4}$ , lets us deduce that in exactly  $n/4$  cases we have  $\beta_i = \#a^8$ ,  $\alpha'_i = a^8$ , and  $\gamma_i = a^4 \#a^4 \#$ , and in exactly  $3/4n$  cases we have  $\beta_i = \#a^8 \#a^8$ ,  $\alpha'_i = a^4$ , and  $\gamma_i = a^4 \#$ . This encodes a perfect code by choosing exactly those  $t_i$  where  $\alpha'_i$  expresses  $a^8$  (confer **Important property rephrased**).

### Erasing case

In this case the intervals  $u_i$  can be empty. We use  $\epsilon$  to denote an empty interval.

The main difficulty arising now is that certain intervals that we intend to capture a *certain part of*  $u$ , could in principle be empty, and (any) another interval could capture the *certain part* instead. This would hinder any straight forward reasoning as in the non-erasing case. In order to force certain intervals to be non-empty, and capture what we intend them to capture, we introduce some additional tricks and reasoning.

Be  $G = (V, E)$  a 3-regular graph,  $|V| = n$ . We define  $u, v$ , and  $\sigma$  in the following.

$$\begin{aligned} u &= (a*)^n (pq)^{4n} x(st)^{2n} y(\#a^4)^{3/4n} z\#^{n/4} \\ v &= *^n xyz p^{4n} (\#a^4 q)^n s^{2n} q^{3n} t^{2n} \end{aligned}$$

Define the shortcuts as above:

$$\begin{aligned}\alpha_i &= u_{p_1(i),i} u_{p_2(i),i} u_{p_3(i),i} u_{p_4(i),i} \\ \alpha'_i &= u_{i,p_1(i)} u_{i,p_2(i)} u_{i,p_3(i)} u_{i,p_4(i)}\end{aligned}$$

Permutation  $\sigma$  maps  $X$  to  $Y$ , where

$$\begin{aligned}X &= \alpha_1 \delta_1 \cdots \alpha_n \delta_n \mu_1 \nu_1 \cdots \mu_{4n} \nu_{4n} \eta \theta_1 \pi_1 \cdots \theta_{2n} \pi_{2n} \omega \beta_1 \cdots \beta_n \zeta \gamma_1 \cdots \gamma_n \\ Y &= \delta_1 \cdots \delta_n \eta \omega \zeta \mu_1 \cdots \mu_{4n} \beta_1 \gamma_1 \alpha'_1 \nu_1 \cdots \beta_n \gamma_n \alpha'_n \nu_n \theta_1 \cdots \theta_{2n} \nu_{n+1} \cdots \nu_{4n} \pi_1 \cdots \pi_{2n}\end{aligned}$$

Observe:  $\sigma$  has  $19n + 3$  intervals.

**Correctness** " $\Rightarrow$ ": Be  $C \subseteq V$  a perfect code. Note that  $|C| = n/4$ . Choose all  $\mu_i, \nu_i, \delta_i, \theta_i, \pi_i$ , and  $\eta, \omega, \zeta$  of size 1. Note that this assures (because of  $Y$ ) that  $\delta_i = *$ ,  $\eta = x$ ,  $\omega = y$ ,  $\zeta = z$ , and  $\mu_i = p$ . Choose  $u_{i,j}$  of size 1, if  $t_i \in C$ , and of size 0 otherwise. With the properties of a perfect code (in each neighborhood exactly one node belongs to  $C$ ), and the knowledge  $\delta_i = *$ , this implies that each  $\alpha_i$  captures exactly  $a$  (because of  $X$ ). Now we can further deduce (because of  $X$ ), that  $\nu_i = q$ ,  $\theta_i = s$ ,  $\pi_i = t$ .

Further properties of a perfect code (through the neighborhood of each  $t_i \in C$  we reach each node in  $V$  exactly once) imply that  $\alpha'_i = a^4$  if  $t_i \in C$ , and  $\alpha'_i = \epsilon$  otherwise. Further, choose  $\beta_i$  of size 0 and  $\gamma_i$  of size 1 if  $t_i \in C$ , and otherwise choose  $\beta_i$  of size 5 and  $\gamma_i$  of size 0. This allows to verify that, for all  $i$ ,  $\beta_i \gamma_i \alpha'_i$  expresses exactly  $\#a^4$ : either  $\beta_i = \epsilon, \gamma_i = \#, \alpha'_i = a^4$  if  $t_i \in C$  ( $n/4$  many cases), or  $\beta_i = \#a^4, \gamma_i = \epsilon, \alpha'_i = \epsilon$  if  $t_i \notin C$  ( $3/4n$  many cases).

In summary, the so chosen interval sizes allow to conclude that  $\sigma(X) = Y = v$ .

" $\Leftarrow$ ": This direction is more involving. We will eventually construct a perfect code, but first argue that, if  $\sigma(u_1, \dots, u_{19n+3}) = v$ , then at least  $15n + 3$  intervals must be non-empty. Hence, at most  $4n$  intervals can be empty.

In the following we go systematically through all types of symbols in  $u$  and argue by how many non-empty intervals they must be captured. Most of the times it will be single symbols who need to be captured by a single interval of size 1, due to the *different surroundings argument*: for a symbol  $b$ , define  $\text{LEFT}_u(b)$  as the set of symbols that directly precede  $b$  in  $u$ , and define  $\text{RIGHT}_u(b)$  as the set of symbols that directly follow  $b$  in  $u$ . Now it is immediate to conclude that, if  $\text{LEFT}_u(b)$  and  $\text{LEFT}_v(b)$  are disjoint, and so are  $\text{RIGHT}_u(b)$  and  $\text{RIGHT}_v(b)$ , then each occurrence of  $b$  must be captured by its own interval of size 1.

In the following enumeration, the first number indicates the number of non-empty intervals observed, followed by the argument behind it.

1. 1:  $\text{LEFT}_u(z) = a, \text{LEFT}_v(z) = y, \text{RIGHT}_u(z) = \#, \text{RIGHT}_v(z) = p$ . Different surroundings argument applies:  $z$  must be captured by an interval of size 1.
2. 1:  $\text{LEFT}_u(x) = q, \text{LEFT}_v(x) = *, \text{RIGHT}_u(x) = s, \text{RIGHT}_v(x) = y$ . Different surroundings argument applies:  $x$  must be captured by an interval of size 1.
3. 1:  $\text{LEFT}_u(y) = t, \text{LEFT}_v(y) = x, \text{RIGHT}_u(y) = \#, \text{RIGHT}_v(y) = z$ . Different surroundings argument applies:  $y$  must be captured by an interval of size 1.
4.  $n$ :  $\text{LEFT}_u(*) = a, \text{LEFT}_v(*) = \{*, \epsilon\}, \text{RIGHT}_u(*) = \{a, p\}, \text{RIGHT}_v(*) = \{*, x\}$ . Different surroundings argument applies: each  $*$  must be captured by an interval of size 1.

5.  $n$ : Analogously to the different surroundings argument the first  $n$   $a$ 's in  $v$  must be captured by  $n$  intervals of size 1 each. Note that this reasoning can not be applied to the other  $a$ 's that occur further to the right in  $u$ .
6.  $8n$ : By the different surroundings argument the  $p$ 's and  $q$ 's in  $u$  must be captured by  $8n$  intervals of size 1 each.
7.  $4n$ : By the different surroundings argument the  $s$ 's and  $t$ 's in  $u$  must be captured by  $4n$  intervals of size 1 each.
8.  $n/4$ : Each of the  $\#^{n/4}$  at the end of  $u$  must be captured by an interval of size 1, via the different surroundings argument. Note that this reasoning can not be applied to the other  $\#$ 's further to the left in  $u$ .
9.  $3/4n$ : Each block of  $\#a^4$  in  $u$  must be captured. It could be done by multiple intervals in principle, but it must be at least one interval per block (one interval can not capture multiple blocks, because in  $u$  each block is followed by  $\#$  or  $z$  and in  $v$  by a  $q$  instead). Hence, we need at least  $3/4n$  non-empty intervals (each of size at most 5).

In summary, we have at least  $1 + 1 + 1 + n + n + 8n + 4n + n/4 + 3/4n = 15n + 3$  non-empty intervals. Since there are  $19n + 3$  intervals in total, at most  $4n$  intervals can be empty.

We will now show that, if  $\sigma(u_1, \dots, u_{19n+3}) = v$ , then  $\zeta = z$ . Recall that we have already established that  $z$  must be captured by an interval of size 1. Assume for contradiction that  $\zeta$  does not capture  $z$ . Then the  $z$  in  $u$  must be captured by another interval (of size 1). We now go systematically through all alternatives and show that each implies that more than  $4n$  intervals must be empty, a contradiction.

1.  $\beta_1$ : if  $\beta_1 = z$ , then in  $Y$  all intervals occurring before  $\beta_1$  must express  $*^nxy$ , which, as argued above, must be done by exactly  $n + 2$  intervals of size 1. In  $Y$  there are  $5n + 3$  intervals occurring before  $\beta_1$  ( $n$   $\delta_i$ 's,  $\eta$ ,  $\omega$ ,  $\zeta$ ,  $4n$   $\mu_i$ 's). Thus, of these  $5n + 3$  intervals,  $n + 2$  must be non-empty, but the rest,  $4n + 1$  in number, must empty. A Contradiction.
2. By the same argument no interval occurring in  $Y$  to the right of  $\beta_1$  can capture  $z$  as it would only imply more empty intervals. This excludes any  $\beta_i, \gamma_i, \nu_i, \theta_i, \pi_i$ , and also any  $\alpha_i$  or  $\alpha'_i$  (which is all the  $u_{i,j}$ ).
3.  $\omega$ : if  $\omega = z$ , then  $\delta_1 \cdots \delta_n \eta$ , that is,  $n + 1$  intervals, must express  $*^nxy$ . But according to the previous reasoning, each symbol in  $*^nxy$ , that is,  $n + 2$  many, must be expressed by an individual interval of size 1. A contradiction.
4.  $\eta$ : if  $\eta = z$ , then in  $X$  all intervals occurring after  $\eta$  must capture  $\#^{n/4}$ , that is,  $6n + 2$  in number. Since  $\#^{n/4}$  must be captured by  $n/4$  intervals of size 1, of these  $6n + 2$  intervals  $n/4$  are non-empty, but the rest,  $6n + 2 - n/4 = 5n + 3/4n + 2$  many, must be empty. A contradiction.
5. By the same argument no interval occurring in  $X$  to the left of  $\eta$  can capture  $z$  as it would only imply more empty intervals. This excludes any  $\mu_i, \delta_i$  (and again all  $\nu_i, \alpha_i$ ).

Since all alternatives lead to a contradiction, we have proved that  $\zeta = z$ , provided that  $\sigma(u_1, \dots, u_{19n+1}) = v$ .

From this we can now derive the following:

1. Since  $\zeta = z$ , we can (because of  $Y$ ) derive that each  $\delta_i = *$ , and that  $\eta = x$  and  $\omega = y$ .
2. From this, because of  $X$ , we can derive that each  $\alpha_i$  captures exactly  $a$ . Thus,  $\alpha_1 \delta_1 \cdots \alpha_n \delta_n$  captures  $(a*)^n$ . And we can derive that in each  $\alpha_i$  there is one  $u_{i,j} = a$  and the other three intervals are empty. We have thus necessarily  $3n$  empty intervals. Since in total there can be at most  $4n$  empty intervals, we now know that there can only be  $n$  additional empty intervals. We also know that each  $\alpha'_i$  can only contain  $a$ 's, between 0 and 4.

3. Since  $\alpha_1\delta_1 \cdots \alpha_n\delta_n = (a^*)^n$ ,  $\eta = x$ ,  $\omega = y$ , and  $\zeta = z$ , we can derive the following captures in  $X$ :
  - a.  $\mu_1\nu_1 \cdots \mu_{4n}\nu_{4n} = (pq)^{4n}$  and hence  $\mu_i = p$  and  $\nu_i = q$ , for  $i \in [4n]$ .
  - b.  $\theta_1\pi_1 \cdots \theta_{2n}\pi_{2n} = (st)^{2n}$  and hence  $\theta_i = s$  and  $\pi_i = t$ , for  $i \in [2n]$ .
  - c.  $\beta_1 \cdots \beta_n = (\#a^4)^{3/4n}$
  - d.  $\gamma_1 \cdots \gamma_n = \#^{n/4}$
4. From this we can finally derive that for each  $i \in [n]$ , the sequence  $\beta_i\gamma_i\alpha'_i$  must express exactly  $\#a^4$ .
5. Since  $\gamma_1 \cdots \gamma_n = \#^{n/4}$ , and each  $\#$  must be captured by an interval of size 1, we can derive that of the  $\gamma_i$  exactly  $n/4$  capture one  $\#$  each and the other  $3/4n$  many are empty.
6. As argued above, any non-empty interval capturing a block  $\#a^4$  can not be of size more than 5, and must start with  $\#$ . Since  $\beta_1 \cdots \beta_n = (\#a^4)^{3/4n}$ , we now know that each  $\beta_i$  is either empty, or it starts with  $\#$  and is of size at most 5. Could it be of any size less than 5? No, it could not, since otherwise either the next non-empty  $\beta_{i+x}$  would not start with  $\#$ , or in case of the last  $\beta_n$  some  $a$ 's would not be captured, since the following  $\zeta = z$ . In summary, we now know that exactly  $3/4n$  of the  $\beta_i$ 's capture  $\#a^4$  each, and the other  $n/4$  are empty.
7. Now we can derive that there are only two possibilities for  $\beta_i\gamma_i\alpha'_i$  to express  $\#a^4$ : Either 1)  $\beta_i = \epsilon$ ,  $\gamma_i = \#$  and  $\alpha'_i = a^4$  ( $n/4$  cases), or 2)  $\beta_i = \#a^4$ ,  $\gamma_i = \epsilon$  and  $\alpha'_i = \epsilon$  ( $3/4n$  cases).
8. This encodes a perfect code by choosing exactly those  $t_i$  where  $\alpha'_i$  expresses  $a^4$  (confer **Important property rephrased**).

## D Towards Algorithms for Learning Tree Pattern Transformations

There are multiple ways to deal with the hardness of the learning problem. One is to encode the problem in propositional logic and employ a modern SAT solver, see Section 3.2 and Appendix B. Another option is to restrict the input parameters even further. A natural restriction of LEARNINGTREETRANSFORMATIONS is to try and find a single transformation explaining all pairs in a single step, i.e. fixing  $s \stackrel{\text{def}}{=} 1$  and  $r \stackrel{\text{def}}{=} 1$ .

► **Proposition 24.** *When fixing  $s \stackrel{\text{def}}{=} 1$  and  $r \stackrel{\text{def}}{=} 1$  as well as requiring that transformations must be applied at the root, LEARNINGTREETRANSFORMATIONS is in PTime, and if there exists a transformation explaining all input pairs, one can be computed in polynomial time.*

Before proving this proposition, note that it can be generalised: instead of just applying to the root, for each pair, any predetermined fixed position can be used. To accommodate for this, one could extend LEARNINGTREETRANSFORMATIONS' input by an  $n$ -tuple of positions denoting for each pair the position to which the transformation needs to be applied. This can then be solved by first checking, for each pair, whether the assigned position is valid, by verifying that differences between source and target trees may only occur in the subtrees rooted at the provided position. After that, this directly reduces to the case of applications only at the root node by constructing a new instance consisting only of the subtrees rooted at the assigned positions.

In practice, the (pairs of) trees considered are often small. This is helpful due to the following:

► **Proposition 25.** *When fixing  $s \stackrel{\text{def}}{=} 1$  and  $r$  to any constant, LEARNINGTREETRANSFORMATIONS is fixed parameter tractable for parameters*

- (i)  $k_1 \stackrel{\text{def}}{=} \text{size of the largest pair of trees};$

(ii)  $k_2 \stackrel{\text{def}}{=} \text{size of the transformation to be found.}$

Note that (i) implies (ii) since the size of the transformation is bounded by the size of the largest pair of trees.

**Proof sketch.** We only sketch (i) and first consider the case where  $r \stackrel{\text{def}}{=} 1$ . The idea is to enumerate all possible transformations of size at most  $k_1$  and test whether any of them explains all pairs. Let  $T(m)$  be the number of structurally different ordered trees of  $m$  nodes, let  $(t, t^*)$  be a pair of size  $k_1$  and let  $D$  be the active domain of  $t$ . Observe that  $|D| \leq k_1$  and in a tree pattern of size  $k$  over  $\Sigma = D$ , the number of possible labels of a node is at most  $|D| + k$ .

The number of patterns matching the tree  $t$  is bounded by

$$\sum_{i=1}^{k_1} (|D| + i)^i \cdot T(i) \leq k_1 \cdot (2k_1)^{k_1} \cdot T(k_1) \stackrel{\text{def}}{=} B$$

and the number of transformations that could explain  $(t, t^*)$  is bounded by  $B^2$ , which only depends on  $k_1$ . For each of these transformations one then checks if it explains all  $(t_i, t_i^*)$ , where each of these checks is possible in polynomial time due to Proposition 3.

For  $r > 1$ , instead of only computing the possible transformations, we compute all  $r$ -tuples of possible transformations, resulting in  $B^{2r}$  tuples, where  $r$  is constant and  $B$  only depends on  $k_1$ . ◀

We will now sketch the proof of Proposition 24.

**Proof sketch.** The proof will consist of five steps to compute a transformation  $\rho: \sigma \rightarrow \tau$ .

1. We compute a tree pattern that will serve as the body  $\sigma$  of  $\rho$ . It will be “as large as possible” while still matching all  $t_i$ . As a result, if there exists any transformation explaining all pairs, then there also exists one with  $\sigma$  as its body.
2. We compute a compact representation of all the requirements induced by the target trees of the input pairs which we call “tree of requirements”.
3. Using the body and the compact representation from above, we compute the head  $\tau$  of  $\rho$ .
4. The resulting transformation is a solution candidate, but not necessarily a solution. As a final step, it has to be applied to each  $t_i$  and the result needs to be compared to  $t_i^*$ .
5. Finally we show that the instance is positive if and only if the transformation computed as described is a solution.

Before going through these steps, we first check whether there exists a label from  $\Sigma$  which only appears in target trees, but not all target trees. If that is the case, we already know that the instance is negative: the head of a transformation would need to use said label and, as a consequence, would not be able to explain a pair in whose target tree this label does not occur. Since at least one of these exists, there cannot be a transformation explaining all pairs.

In the following, we use the more intuitive notion of “positions” in trees and tree patterns, rather than having nodes from  $\mathbb{N}^*$ . It could easily be transferred back to nodes, e.g. an ancestor of a position  $p$  is just a node corresponding to a prefix of the node at position  $p$ .



---

**Algorithm 1** ALGBODY
 

---

**Input:** Source trees  $t_1, \dots, t_n$ **Output:** Pattern  $\sigma$  matching all  $t_i$  at the root which cannot be enlarged

```

1: positions := all positions across all  $t_i$ 
2: for all positions  $p$  in  $t_i$  do
3:   map[ $p$ ] := new array of size  $n$ 
4:   for  $i = 1, \dots, n$  do
5:     if  $t_i$  has position  $p$  then
6:       map[ $p$ ][ $i$ ] := label at position  $p$  of  $t_i$ 
7:     else
8:       map[ $p$ ][ $i$ ] :=  $\emptyset$ 
9: body_positions :=  $\{\varepsilon\}$  //  $\varepsilon$  is the root
10: for all positions  $p \in \mathbf{positions}$ , top-down, omitting root do
11:   if  $p$ 's parent is in body_positions and map[ $p$ ] and map[ $p^s$ ] do not contain  $\emptyset$ , for
      all siblings  $p^s$  of  $p$  then
12:     body_positions := body_positions  $\cup \{p\}$ 
13: for all positions  $p \in \mathbf{body\_positions}$  do
14:    $\ell_\sigma(p) := \begin{cases} x_p & \text{if } p \text{ is an inner node in any } t_i \text{ or } p \text{ is a leaf in all } t_i \\ Y_p & \text{otherwise} \end{cases}$ 
15: return pattern  $\sigma$  induced by labelling function  $\ell_p$ 

```

---

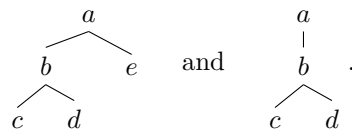
**Step 1.** We use Algorithm 1 to compute the body  $\sigma$  of  $\rho$ . Note that no variable occurs more than once in  $\sigma$ . Positions are used as indices in variable names to ensure this here, but of course increasing indices starting at 1, which we typically use in examples, could be used instead. Very roughly, this requires time  $\mathcal{O}(m^2 \cdot n)$ , where  $n$  is the number of example pairs and  $m$  is the size of a largest pair. We split the correctness of Algorithm 1 into multiple claims.

▷ **Claim 26.**  $\sigma$  computed by Algorithm 1 is a syntactically valid tree pattern.

*Proof sketch.* It is clear that **body\_positions** (lines 9 - 12), the set of nodes of  $\sigma$ , induces a tree due to the **if** condition in line 11. It remains to show that tree variables only occur as leaves. This follows from the definition of the labelling function in line 14 ensuring that tree variables are only used for nodes that are not inner nodes, i.e. leaves. ◁

We would like to demonstrate here the reasoning behind the part of the **if** condition requiring that **map**[ $p^s$ ] must not contain  $\emptyset$  for any sibling  $p^s$  of  $p$ , which we will call *sibling condition*, with the following example:

► **Example 27.** Consider the trees



Only a tree pattern consisting of a single tree variable can match both trees at the root. Therefore, only the root may be in `body_positions`, which is ensured by the sibling condition: if  $p$  is the position labelled  $b$ , then the position labelled  $e$  in the left tree is a sibling  $p^s$  for which `map[ps]` contains  $\odot$  due to the second tree.  $\blacktriangleleft$

▷ **Claim 28.**  $\sigma$  matches all  $t_i$  at the root.

Proof sketch. Two parts need to be shown:

- (a) The structure “fits”, i.e. each  $t_i$  has all the positions that  $\sigma$  has.
- (b) The degree of positions labelled with a node variable fits in all  $t_i$ , specifically
  - (i) leaf positions in  $\sigma$  are leaves in all  $t_i$ ; and
  - (ii) if  $p$  is a position labelled with  $x$  in  $\sigma$  having children  $p_1, \dots, p_k$ ,  $p$  has degree  $k$  in all  $t_i$

Part (a) is immediate due to the definition of `body_positions`: there cannot be a position  $p$  in `body_positions` which is not present in all  $t_i$  because `map[p]` would contain  $\odot$ . Part (b)(i) is clear due to the condition for node variables in the definition of the labelling function. Part (b)(ii) is ensured by the definition of `body_positions`: the case that  $p$  has degree  $< k$  in one of the  $t_i$  is excluded due to the sibling condition. Therefore, suppose  $p$  has degree  $\geq k$  in all  $t_i$  and  $> k$  in at least one source tree, say  $t_j$ . Let  $p^w$  be a child position of  $p$  such that  $p^w$  exists in  $t_j$  and  $p_j > p_k$ . Then, again due to the sibling condition,  $p_1, \dots, p_k \notin \text{body\_positions}$ , a contradiction.  $\triangleleft$

▷ **Claim 29.** Algorithm 1 constructs a “largest pattern”  $\sigma$ , i.e. no additional positions can be added while still matching all  $t_i$ .

Proof. First observe that positions that are not present in all  $t_i$  cannot be added. Therefore, only positions existing in all  $t_i$  need to be considered. We will show that there cannot exist a tree pattern having such a position that matches all  $t_i$  at the root. Let  $p$  be a position existing in all  $t_i$ , but  $p \notin \text{body\_positions}$ . Let  $p^a$  be the closest ancestor of  $p$  such that  $p^a \in \text{body\_positions}$  and let  $\hat{p}$  be the child of  $p^a$  which is either ancestor of  $p$ , or  $p$  itself. Note that  $p^a$  is a leaf in  $\sigma$ . Since  $\hat{p} \notin \text{body\_positions}$  and  $p^a \in \text{body\_positions}$ ,  $\hat{p}$  must have violated the second half of the **if** condition in line 11. Also, since  $p$  exists in all  $t_i$ , so does  $\hat{p}$ . Therefore,  $\hat{p}$  must have violated the sibling condition. This implies that  $p^a$  has different degrees in the  $t_i$ , so the only way to match  $p$  in all  $t_i$  is a tree variable (due to Condition 4 in the definition of tree patterns). Since tree variables must be leaves, no descendant of  $p^a$ , which includes  $p$ , can be a position in any pattern matching all  $t_i$  at the root.  $\triangleleft$

At this point, Claims 26, 28 and 29 imply that  $\sigma$  is a largest pattern matching all  $t_i$ .

▷ **Claim 30.** If there exists some transformation  $\tilde{\rho}$  with body  $\sigma_{\tilde{\rho}}$  explaining all pairs in one step, then there also exists a transformation with body  $\sigma$  (called  $\rho$  below).

Proof idea. We only give an informal explanation here and demonstrate it with an example; it will be clear how this can be adapted to the general case. The idea is that a transformation using  $\sigma$  as its body is more “fine-grained” than one using a smaller pattern. Due to Claim 29, any pattern matching all  $t_i$  must be a “subpattern” of  $\sigma$  (or  $\sigma$  itself), and such a subpattern can only be constructed from  $\sigma$  by using a tree variable earlier than necessary. Consider the following example as a demonstration of this idea:

► **Example 31.** Suppose  $\sigma$  contains a node labelled with a node variable  $x$  that has exactly the two children  $Y_l$  and  $Y_r$ , in which place  $\sigma_{\tilde{\rho}}$  only uses a tree variable  $Y$ . There are two cases:

(i)  $Y$  does not appear in the head of  $\tilde{\rho}$ , or (ii)  $Y$  does appear in the head of  $\tilde{\rho}$ . To “simulate” (i) with a transformation having  $\sigma$  as body,  $x$ ,  $Y_l$  and  $Y_r$  are omitted in the corresponding place in  $\rho$ ’s head. To simulate (ii), instead of  $Y$  we use the combination of  $x$ ,  $Y_l$  and  $Y_r$  in the head of  $\rho$  at the appropriate position.

Note that in both cases we use the fact that both  $\sigma_{\tilde{\rho}}$  and  $\sigma$  match all  $t_i$ .  $\blacktriangleleft$

To generalise this, all possible subpatterns of  $\sigma$  would have to be considered and for each it has to be shown that they can be simulated analogously to Example 31 above.  $\triangleleft$

We now know that  $\sigma$  is a tree pattern that we can definitely use as the body of our transformation.

**Step 2.** The tree of requirements **req** is computed like **map** in Algorithm 1, but for  $t_i^*$  rather than  $t_i$ , i.e. it is a tree whose nodes consist of arrays of length  $n$  (the number of example pairs) where index  $i$  describes the label in  $t_i^*$  at the position given by the node. It therefore contains every position that occurs in some target tree.

#### ■ Algorithm 2 ALGHEAD

**Input:** tree of requirements **req**,  $\sigma$ ,  $((t_i, t_i^*))_{1 \leq i \leq n}$

**Output:** the only possible head (which might still not result in a valid transformation)

```

1: for all positions  $p$  in req do
2:    $\text{poss}[p] :=$  new array of length  $n$ 
3:   for  $i = 1, \dots, n$  do
4:      $\text{poss}[p][i] := \text{ALGPOSSIBILITIES}(\sigma, \text{label}_{t_i^*}(p), p, t_i, t_i^*)$ 
5:    $\text{head}[p] := \bigcap_i \text{poss}[p][i]$ 

6:  $\text{head\_positions} := \left\{ p \mid \begin{array}{l} \text{(a) } \text{head}[p] \neq \emptyset; \\ \text{(b) } \text{head}[p^a] \neq \emptyset \text{ for all ancestors } p^a \text{ of } p; \text{ and} \\ \text{(c) there exists no ancestor } p^a \text{ of } p \text{ such that } \text{head}[p^a] \\ \text{contains a tree variable} \end{array} \right\}$ 

7: for all positions  $h \in \text{head\_positions}$  do
8:    $\ell_\tau(h) := \begin{cases} \text{(some) } Y & \text{such that } Y \in \text{head}[h], Y \in \mathcal{T} \\ \text{(some) } x & \text{such that } x \in \text{head}[h], x \in \mathcal{N} \text{ and no tree variable in } \text{head}[h] \\ \ell & \text{head}[h] = \{\ell\} \end{cases}$ 
9: return head  $\tau$  induced by labelling function  $\ell_\tau$ 

```

**Step 3.** We use Algorithm 2 to compute a tree pattern  $\tau$  that will serve as the head of our transformation  $\rho$ . For ALGPOSSIBILITIES used on line 4, see Algorithm 3 below.

We would like to comment on some aspects of the definition of the labelling function  $\ell_\tau$  in Algorithm 2:

- the actual choice of variable in the first two cases is arbitrary, since they all work. To make this well defined, one might just use the variable whose name is the lexicographically smallest
- a tree variable is chosen “as soon as” and whenever possible, which is reflected by condition (c) in line 6 and the first two cases in the definition of  $\ell_\tau$

Algorithm 2 roughly takes time  $\mathcal{O}(m^5 \cdot n)$ , where  $n$  is the number of example pairs and  $m$  is the size of a largest pair, considering that Algorithm 3 takes time  $\mathcal{O}(m^4)$ .

■ **Algorithm 3** ALGPOSSIBILITIES

**Input:**  $\sigma$ , target label  $\ell$  and its position  $p_\ell, t_i, t_i^*$

**Output:** set of possibilities to “construct”  $\ell$  from  $t_i$  based on  $\sigma$ , i.e. variables that would work (and  $\ell$  itself)

```

1: if  $p_\ell$  is not a position in  $t_i^*$  then
2:   return  $\emptyset$ 
3: possibilities :=  $\{\ell\}$ 
4: positions := set of positions labelled with  $\ell$  in  $t_i$ 
5: for all positions  $p \in \mathbf{positions}$  do
6:   if  $p$  exists in  $\sigma$  then
7:     label :=  $\text{label}_\sigma(p)$ 
8:     if ( $\text{label} \in \mathcal{T}$  and  $\text{subtree}_{t_i}[p] \cong \text{subtree}_{t_i^*}[p_\ell]$ ) or  $\text{label} \notin \mathcal{T}$  then
9:       possibilities := possibilities  $\cup \{\text{label}\}$ 
10: return possibilities

```

▷ **Claim 32.**  $\tau$  computed in Algorithm 2 is either an empty tree, or a valid tree pattern that only uses variables from  $\sigma$ .

Proof sketch. The nodes of  $\tau$  are determined by the set **head\_positions**. This can only be empty, if there does not exist a uniform way to create the correct label for the root of all  $t_i^*$ . If that is the case, the given instance of LEARNINGTREETRANSFORMATIONS is negative and Steps 4 and 5 can be skipped.

If **head\_positions** is not empty, it clearly induces a tree, because it is constructed from the tree of requirements by “shortening” or omitting branches (see conditions (a) - (c) in line 6).

To see that  $\tau$  is a valid tree pattern using only variables from  $\sigma$ , we inspect  $\ell_\tau$ . Since it only assigns labels returned by ALGPOSSIBILITIES (lines 3 - 5), which only returns labels occurring in  $\sigma$  (or constant labels that occur in target trees), only variables from  $\sigma$  are used. In addition, tree variables are always leaves because all descendant positions of a position to which  $\ell_\tau$  assigns a tree variable are eliminated by condition (c) in line 6. ◁

Now,  $\sigma \rightsquigarrow \tau$  is a syntactically valid tree pattern transformation that can be applied to the root of all  $t_i$ .

In addition, all positions that are “influenced” by  $\tau$  when applying  $\rho$  to  $t_i$  are correct, i.e. the labels are as required by  $t_i^*$ , for all  $i$ . More precisely:

▷ **Claim 33.** Let  $p$  be a position in  $\tau$ . Then, for all pairs  $(t_i, t_i^*)$ ,  $\text{label}_{t_i^*}[p] = \text{label}_{t_i^\rho}[p]$ , where  $t_i^\rho$  is the tree resulting from applying  $\rho$  to the root of  $t_i$ . Further, if  $p$  is labelled with a tree variable in  $\tau$ , the subtrees rooted at  $p$  in  $t_i^*$  and  $t_i^\rho$  are isomorphic.

Proof sketch. Since  $p$  is a position in  $\tau$ , we have that **head** $[p] \neq \emptyset$ . Let  $\lambda \in \mathbf{head}[p]$ . This label  $\lambda$  can be (i) a constant label from  $\Sigma$ , (ii) a node variable or (iii) a tree variable. We consider (iii) separately below. In case (i), due to the intersection in line 5 of Algorithm 2,

all  $t_i^*$  have the same label, specifically  $\lambda$ , in position  $p$ . If (ii),  $\lambda$  is a node variable  $x$ , let  $p_x$  be the position in  $\sigma$  labelled with  $x$ . Due to the definition of **positions** in line 4 of **ALGPOSSIBILITIES**, the label at position  $p_x$  in  $t_i$  is the same as the label at position  $p$  in  $t_i^*$ , for all  $i$ . As a result, applying  $\rho$  to (the root of)  $t_i$  yields  $\text{label}_{t_i}[p_x] = \text{label}_{t_i^*}[p]$  as label at position  $p$  of  $t_i^\rho$ .

We now consider case (iii), i.e. position  $p$  is labelled with a tree variable  $Y$ . Analogously to case (ii), let  $p_Y$  be the position in  $\sigma$  labelled with  $Y$ . Due to line 8 in **ALGPOSSIBILITIES**, the subtrees rooted at  $p_Y$  in  $t_i$  and  $p$  in  $t_i^*$  are isomorphic, for all pairs  $(t_i, t_i^*)$ . Therefore, the subtrees of  $t_i^*$  and  $t_i^\rho$  rooted at position  $p$  are isomorphic, so applying  $\rho$  to  $t_i$  will result in the required subtree at position  $p$ , for all  $i$ .  $\triangleleft$

**Step 4.** Observe that Claim 33 does not imply that  $\rho$  is a valid solution, because there are cases in which Steps 1 - 3 yield a transformation which is not a valid solution:

► **Example 34.** This simple example illustrates the need to apply the computed transformation to ensure it is in fact a solution. Consider the pairs of trees

$$\left( \begin{array}{cc} a & a \\ \wedge & | \\ b & c \end{array} \right) \quad \text{and} \quad \left( \begin{array}{cc} a & a \\ \wedge & | \\ b & c \end{array} \right).$$

The body computed in Step 1 (ignoring variation in variable names) would be  $\sigma = \begin{array}{cc} & x_1 \\ & \wedge \\ x_2 & x_3 \end{array}$ , while the head computed in Step 3 would just be  $x_1$ . But the resulting transformation  $\sigma \rightsquigarrow x_1$  would not explain either of the two pairs. In fact, there is no single transformation explaining both pairs, which will become clear in Step 5.  $\blacktriangleleft$

Therefore, to ensure the computed transformation is a solution, it has to be applied to each  $t_i$  and the result compared to  $t_i^*$  in order to check that it explains each pair, which is possible in  $\mathcal{O}(m^2 \cdot n)$  time.

**Step 5.** We will now show that if the transformation computed in Steps 1 - 3 turns out not to be a solution in Step 4, then there is no solution for the given instance of **LEARNINGTREETRANSFORMATIONS**, by showing its contraposition:

▷ **Claim 35.** If there exists a transformation  $\tilde{\rho}$  explaining all  $(t_i, t_i^*)$ , then so does  $\rho$  resulting from the above algorithms.

*Proof sketch.* Let  $\tilde{\rho}$  be a tree pattern transformation that explains all  $(t_i, t_i^*)$ . Due to Claim 30, we can assume, without loss of generality, that  $\tilde{\rho}$  has body  $\sigma$ . We call its head  $\tilde{\tau}$ .

Intuitively, our goal is to show that whenever there is a way to create a correct label at a certain position, **ALGPOSSIBILITIES** will “discover” it (see Claim 33).

Towards a contradiction assume that  $\rho$  does not explain all pairs, i.e. there exists a pair  $(t, t^*)$  such that  $t \not\rightsquigarrow_\rho t^*$ . Let  $t'$  be the tree resulting from applying  $\rho$  to the root of  $t$ . By assumption,  $t' \neq t^*$ . Let  $p'$  be a position at which  $t'$  and  $t^*$  differ.

We distinguish between two cases:

1.  $p'$  exists in  $\tau$ ;
2.  $p'$  does not exist in  $\tau$ .

**1.  $p'$  exists in  $\tau$ .** Then by Claim 33,  $t^*$  and  $t'$  cannot differ at position  $p'$ , a contradiction.

**2.  $p'$  does not exist in  $\tau$ .** Note that  $p'$  cannot be the root position in this case, because  $\tau$  being the empty tree implies that the instance is negative (see proof sketch of Claim 32), a contradiction to  $\tilde{\rho}$  being a solution.

Let  $p^a$  be the closest ancestor of  $p'$  in  $\tau$  and  $\tilde{p}^a$  be the closest ancestor of  $p'$  in  $\tilde{\tau}$  (including  $p'$  itself if  $p'$  is in  $\tilde{\tau}$ ).

We further distinguish between two cases based on how  $p^a$  and  $\tilde{p}^a$  relate to each other:

- (a)  $\tilde{p}^a$  is a strict descendant of  $p^a$  (i.e. a position on the path from  $p^a$  to  $p'$ , excluding  $p^a$ , but including  $p'$ ).
- (b)  $\tilde{p}^a$  is an ancestor of or equal to  $p^a$  (and therefore not equal to  $p'$ )

**2(a)  $\tilde{p}^a$  is a strict descendant of  $p^a$ .** Then the set  $\text{head}[p_{\text{path}}]$  must be non-empty for all positions  $p_{\text{path}}$  on the path from  $p^a$  down to  $\tilde{p}^a$ , since it will at least contain the label of  $\tilde{\tau}$  at said position.

Because of this,  $p^a$  must be labelled with a tree variable  $Y$  in  $\tau$ : positions  $p_{\text{path}}$  for which  $\text{head}[p_{\text{path}}] \neq \emptyset$  and  $\text{head}[p_{\text{path}}^a] \neq \emptyset$  for all ancestors of  $p_{\text{path}}$  up to, but excluding,  $p^a$ , can only have been eliminated by condition (c) in line 6 of Algorithm 2.

Now Claim 33 yields that the subtrees of  $t^*$  and  $t'$  at position  $p^a$  are isomorphic, and therefore  $t'$  and  $t^*$  cannot differ at position  $p'$ , a contradiction.

**2(b)  $\tilde{p}^a$  is an ancestor of or equal to  $p^a$ .** By assumption we know that  $p'$  is not in  $\tilde{\tau}$ .

First consider the case that  $p'$  exists in  $t^*$ . Then  $\tilde{p}^a$  must be labelled with a tree variable in  $\tilde{\tau}$ , which will in turn be contained in  $\text{head}[\tilde{p}^a]$ . As a result,  $\tilde{p}^a$  must be labelled with a tree variable in  $\tau$ . Note that since  $p^a$  exists in  $\tau$ , no strict ancestor of  $p^a$  can be labelled with a tree variable in  $\tau$ , so it can only be the case that  $p^a = \tilde{p}^a$ .

Now consider the case that  $p'$  does not exist in  $t^*$ . Since  $t'$  and  $t^*$  differ in  $p'$ ,  $p'$  must exist in  $t'$ . Then  $p^a$  must be labelled with a tree variable in  $\tau$  (since  $p' \neq p^a$ ). In both cases, Claim 33 yields the desired contradiction, because an ancestor of  $p'$  is labelled with a tree variable in  $\tau$ .

All cases result in a contradiction, therefore  $\rho$  must explain all pairs if  $\tilde{\rho}$  does.  $\triangleleft$

Overall we have shown that  $((t_i, t_i^*))_{1 \leq i \leq n}$  is a positive instance of LEARNINGTREE TRANSFORMATIONS with  $s$  and  $r$  set to 1, if and only if  $\rho: \sigma \rightsquigarrow \tau$  explains all  $(t_i, t_i^*)$  (when only applying transformations at the root). The total time required for Steps 1 - 5 is  $\mathcal{O}(m^5 \cdot n)$  (due to Algorithm 2).  $\blacktriangleleft$