

Breaking the curse of dimensionality in structured density estimation

Robert A. Vandermeulen* Wai Ming Tai† Bryon Aragam

October 11, 2024

Abstract

We consider the problem of estimating a structured multivariate density, subject to Markov conditions implied by an undirected graph. In the worst case, without Markovian assumptions, this problem suffers from the curse of dimensionality. Our main result shows how the curse of dimensionality can be avoided or greatly alleviated under the Markov property, and applies to arbitrary graphs. While existing results along these lines focus on sparsity or manifold assumptions, we introduce a new graphical quantity called “graph resilience” and show how it controls the sample complexity. Surprisingly, although one might expect the sample complexity of this problem to scale with local graph parameters such as the degree, this turns out not to be the case. Through explicit examples, we compute uniform deviation bounds and illustrate how the curse of dimensionality in density estimation can thus be circumvented. Notable examples where the rate improves substantially include sequential, hierarchical, and spatial data.

1 Introduction

Density estimation is a classical problem in statistical machine learning, and provides the backbone of modern generative models such as diffusion models, which are now state-of-the-art density estimators for a variety of applications, as well as normalizing flows, energy-based models, and implicit generative models. At the same time, density estimation is a notoriously difficult problem in high-dimensions, known to suffer from the so-called curse of dimensionality. When the density depends on only a few variables or, more generally, is supported on a low-dimensional manifold, it is known that the curse of dimensionality can be circumvented by substituting the ambient dimension d with the effective dimension s (e.g. [Lafferty and Wasserman, 2008](#); [Yang and Tokdar, 2015](#)). But what happens when the distribution is spread over the entire space in a structured manner—is it still possible to circumvent the curse of dimensionality?

Three representative examples are given in [Figure 1](#), corresponding to sequential, hierarchical, and spatial (or convolutional) data. In these examples, although both manifold and sparsity assumptions are violated, there are structured dependencies that one might hope to leverage when estimating the underlying density. These kinds of structures are pervasive in machine learning applications. For one example, consider computer vision and imaging. Images have long been modeled as a grid graph where adjacent pixels correspond to adjacent vertices (see [Keener \(2010\)](#), for example). Such an assumption is very natural: pixels tend to be strongly dependent on nearby pixels and independent of far away pixels. See [Figure 2](#) for an example of this.

These examples are particularly appealing in applications, however, we emphasize that our problem setting is considerably more general, and applies to general dependence structures given by any Markov random field. Since real data is expected to (approximately) exhibit these types of structures, a reasonable question to ask is whether or not the curse of dimensionality persists in such structured settings.

*Much of this work was conducted at the Berlin Institute for the Foundations of Learning and Data (BIFOLD), Technische Universität Berlin. †The work was done when the author was at Nanyang Technological University and was supported by Singapore AcRF Tier 2 grant MOE-T2EP20122-0001.

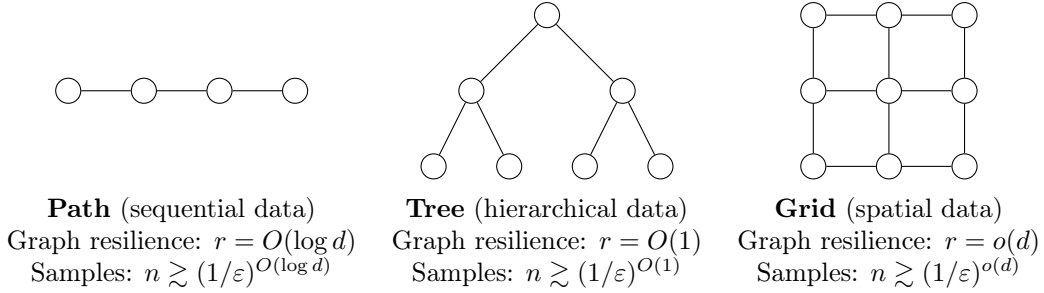


Figure 1: Examples of common structures that yield improvements in density estimation. As indicated by the path example on the left, which is also a tree, the worst-case resilience of any tree is $r = O(\log d)$, but for bounded-depth trees, $r = O(1)$.

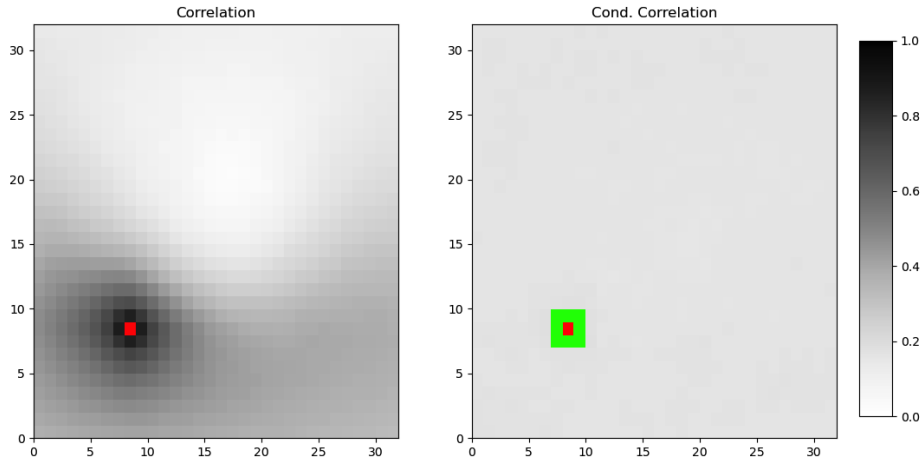


Figure 2: Heatmaps of the magnitude of the correlation between red pixel and every other pixel, using the CIFAR-10 training set. The left image shows the correlation without conditioning, the right image shows correlation conditioned on the green pixels. We see that the modeling the image as a Markov random grid is valid.

Structured density estimation To formalize the notion of structured dependencies in a high-dimensional, multivariate distribution, we adopt the framework of undirected graphical models, also known as Markov random fields (MRFs). In this setting, we are given samples from an unknown distribution P , with density p , over the random vector $X = (X_1, \dots, X_d)$, and it is assumed that P is Markov to some undirected graph G (see Section 3.1 for definitions). We treat both cases where G is *a priori* known, and where it is unknown but is in some known subset of all graphs. The graph G encodes the underlying dependence structure between the variables, which we hope simplifies the estimation problem. For example, when P is a Gaussian, this gives rise to the well-known Gaussian graphical model (Speed and Kiviveri, 1986), and various extensions of this idea to nonparametric settings are known, including trees (Liu et al., 2011; Györfi et al., 2022) and nonparanormal models (Liu et al., 2009). While this line of work also discusses the problem of *structure learning*, our focus is on the problem of nonparametric *density estimation*, which is comparatively understudied in graphical models. This may come as a surprise given the outsized literature on the general density estimation problem; see Section 2 for an overview of related work. In contrast to most existing work on density estimation, in lieu of imposing parametric or functional restrictions on P , the only assumption we make in addition to the Markov assumption is Lipschitz continuity.

Overview Our main result establishes the sample complexity of estimating such a density—for arbitrary graphs G —in total variation (TV) distance: It is approximately $(1/\varepsilon)^{r+2}$, where $r \ll d$ is a novel graphical parameter we call *graph resilience* that depends only on G . Roughly, r is a measure of how connected the graph G is; the easier it is to disconnect G , the smaller r will be. The examples in Figure 1 illustrate a range of values from constant $r = O(1)$ to sublinear $r = O(\sqrt{d}) = o(d)$. In the former case, this leads to an exponential improvement in the sample complexity over the usual nonparametric sample complexity of $(1/\varepsilon)^d$.

While it is not surprising that graphical structure (i.e. sparsity in the form of conditional independence) can make estimation easier, what is surprising is the quantity involved: It is not, as one might guess, one of the “usual” suspects such as sparsity, degree, or width. To capture the effective dimension of the problem and its resulting sample complexity, we introduce the concept of *graph resilience*. In particular, the usual suspects are insufficient to break the curse of dimensionality, whereas graph resilience does. Moreover, it is easy to construct examples where these are not only insufficient, but wholly misleading: Graph resilience can be controlled in graphs with unbounded degree, sparsity, and/or diameter.

Our work also marks a substantial departure from the existing literature that focuses primarily on functional restrictions (e.g. compositional structure), sparsity (e.g. density regression), or low-dimensional embeddings (e.g. manifold hypothesis). Instead, we impose no *explicit* restrictions on the functional form (although certain restrictions are implicit through the Markov assumption). In practice, empirical evidence points to a combination of these properties prevailing in real-world data, and thus our approach hopefully serves to provide another practical assumption under which density estimation is feasible, and in particular, the curse of dimensionality can be avoided.

Contributions More precisely, we make the following contributions.

1. (Section 3.2) We introduce the graphical property of *resilience* (Definition 3.2), which approximately quantifies the connectivity of an undirected graph. Resilience is defined through the process of disintegration (Definition 3.1), which is described in detail.
2. (Section 3) We prove that the sample complexity of estimating a density p that is Markov to any undirected graph G scales with the resilience $r = r(G)$, as opposed to the dimension d (Theorem 3.1). We also provide examples to show that other metrics such as degree, diameter, and sparsity cannot properly capture the sample complexity (Section 4.3). We also show that efficient estimation is still possible even if G is unknown (Theorem 3.2).
3. (Section 4) We demonstrate numerous concrete examples where the resilience (and hence the sample complexity) can either be exactly calculated or bounded. These examples include familiar graphs such as trees (including paths for sequential data), cliques, and grids (also known as lattice graphs), and represent a broad continuum of possible complexities (Section 4.2).

All told, the potential savings implied by our results can be substantial, and are not isolated or pathological in any way: If there is a *single* independence relation satisfied by P , the effective dimension will be strictly less than the ambient dimension d , and in practical applications such as spatial or imaging data, there is an exponential savings in the sample complexity (see Figure 1). As we show, the graph resilience reveals a continuum of complexities ranging from dimension-independent (i.e. $r = O(1)$), in which case the curse of dimensionality is circumvented completely, to dimension-dependent with nontrivial savings (e.g. $r = o(d)$).

2 Related work

We begin by recalling classical rates and results on density estimation. The standard nonparametric rate for estimating an L -Lipschitz density p in d dimensions in TV distance is $n^{-1/(d+2)}$; see Devroye and Györfi (1985); Tsybakov (2009); Giné and Nickl (2015) for more details. This rate ignores dimension-dependent constants that affect finite-sample rates, and a more refined bound on the sample complexity (ignoring log-factors) is given in McDonald (2017):

$$n \gtrsim \frac{d^d}{\varepsilon^{d+2}}. \quad (1)$$

See also Ghorbani et al. (2020); Jiao et al. (2023). For comparison, our main result is that only

$$n \gtrsim \frac{rd^{r/2+1}}{\varepsilon^{r+2}} \quad (2)$$

samples are needed (again up to log-factors) when p is Markov to an undirected graph G with resilience $r = r(G)$, and this rate cannot be improved among graphs whose resilience is at most r . The improvement over (1) is clear: Not only the exponent, which dominates the rate, but also the constant is improved by replacing d with r , which can be much smaller than d (see examples in Section 4.2).

Ignoring the dimension-dependent constant factor (as most papers do), the basic idea behind most results on circumventing the curse of dimensionality is to replace the d -dependence in the exponent of (1) with some $s < d$, where s is the *effective dimension* of the problem. Examples include sparsity, low-dimensional embeddings (e.g. manifold assumptions), and hierarchical and/or compositional structure. Viewed from this perspective, our main contribution is to propose a new measure of effective dimension in structured data, where $s = r$ is the graph resilience.

Recently, there has been a renewed interest in this problem along two broad axes: 1) Generative models as density estimators, and 2) Breaking the curse of dimensionality. In the remainder of this section, we review this related work.

2.1 Density estimation

As noted in the introduction, density estimation is a classical problem with a literature dating back more than 50 years. Notably, Stone (1980, 1982) established minimax rates for nonparametric estimation problems including density estimation and regression. These papers derived the now-classical nonparametric rate $n^{-\beta/(2\beta+d)}$ for β -smooth densities, which implies the curse of dimensionality, i.e. unless p is very smooth, then the sample complexity of estimating p is exponential in the dimension. Yet, at the same time, the stark practical success of generative models suggest that high-dimensional density estimation may not be quite as intractable as this slow rate suggests. Motivated by these empirical observations, a growing line of work has established minimax optimality for a range of generative models, including GANs (Liang, 2017; Singh et al., 2018; Singh and Póczos, 2018; Uppal et al., 2019, 2020), diffusion models (Oko et al., 2023; Zhang et al., 2024; Cole and Lu, 2024; Tang and Yang, 2024), and variational autoencoders (Tang and Yang, 2021; Kwon and Chae, 2024).

Other theoretical developments have focused on efficient algorithms (Acharya et al., 2021, 2017; Chan et al., 2014) in the univariate case.

There has also been recent interest in developing density estimators that exploit graphical structure (Germain et al., 2015; Johnson et al., 2016; Khemakhem et al., 2021; Wehenkel and Louppe, 2021; Chen et al., 2024). Of course, there is an enormous literature on algorithms and methods for general density estimation that we cannot cover here.

Most closely related to our work are the papers Liu et al. (2007, 2011); Györfi et al. (2022). Liu et al. (2007) use the RODEO estimator on a model that satisfies a sparsity assumption, i.e. only $s \ll d$ variables are involved in the nonparametric component. Liu et al. (2011) use forests to approximate the underlying density under certain regularity conditions; Györfi et al. (2022) relax these conditions and replace forests with trees. Their main result is a pointwise $O(n^{-1/4})$ rate of convergence for estimating a tree-structured density, which is notably dimension-independent. The main difference between our results and these previous results is that our results apply to general graphs G that may not be trees or forests, in addition to being *uniform* in p and unimprovable (cf. Remark 1 in Györfi et al., 2022, in particular). Most importantly, moving beyond tree-based models requires new ideas, and motivates our introduction of the graph resilience to measure the effective dimension of the estimation problem.

2.2 Curse of dimensionality

There is a long line of literature on understanding how and when the curse of dimensionality can be avoided. Common assumptions include the manifold assumption (Pelletier, 2005; Ozakin and Gray, 2009; Jiang, 2017; Schmidt-Hieber, 2019; Nakada and Imaizumi, 2020; Berenfeld et al., 2022; Jiao et al., 2023), additive structure (Stone, 1985; Raskutti et al., 2012), compositional structure

(Horowitz and Mammen, 2007; Juditsky et al., 2009; Kohler and Krzyżak, 2017; Schmidt-Hieber, 2017; Bauer and Kohler, 2019; Kohler and Langer, 2021; Shen et al., 2021), low-rank structure (Hall and Zhou, 2003; Hall et al., 2005; Song and Dai, 2013; Amiridi et al., 2022; Vandermeulen and Ledent, 2021; Vandermeulen, 2023) and sparsity (Liu et al., 2007; Lafferty and Wasserman, 2008; Yang and Tokdar, 2015). Bach (2017) showed that neural networks are adaptive to many of these underlying structures.

This line of work is particularly relevant as it pertains to breaking the curse of dimensionality via structural assumptions on the unknown parameter. Notably, it seems that the advantages of (in)dependence via the Markov property have not been thoroughly investigated. Our work aims to fill this gap for a wide range of structured models that *do not fit into* any of the classes above. Indeed, it is easy to construct densities that are non-sparse (i.e. every variable is active), non-additive and non-compositional (we consider arbitrary continuous densities), and are not supported on any lower-dimensional manifold, but that are Markov to a given graph G .

3 Main Results

Before presenting the main results of this paper we must present some basic background.

3.1 Background Definitions and Notation

Throughout the paper, we use undirected graphs to model the dependencies in P . We adopt the usual terminology and conventions from graphical models: $G = (V, E)$ is an undirected graph with $V = X = [d]$ and $d = \dim(X)$. To avoid technical complications, we assume compact support with $X = (X_1, \dots, X_d) \in [0, 1]^d$. Two disjoint subsets $A, B \subset V$ are said to be separated by C if all paths connecting A to B intersect C ; equivalently, the subgraph over $(A \cup B) - C$ is disconnected. The distribution P is called Markov with respect to G if

$$A \text{ is separated from } B \text{ by } C \implies A \perp\!\!\!\perp_P B \mid C, \quad (3)$$

where $\perp\!\!\!\perp_P$ denotes conditional independence in P . In other words, graph separation implies conditional independence, but not necessarily vice versa. See Lauritzen (1996) for a review of graphical modeling terminology.

We term a subgraph of G to be a *component of G* (sometimes called a *connected component*) if it is a maximal connected subgraph of G . A *path* in G is a sequence of vertices (v_0, v_1, \dots, v_k) such that $v_i - v_{i+1}$ in G (i.e. $(i, i+1) \in E$). A *simple* path is a path without repeated vertices. The *length* of a path is the number of edges in the path; e.g. the length of (v_0, v_1, \dots, v_k) is k . A *geodesic* path between two vertices is any path of shortest length, and the distance between two vertices is the length of any geodesic between them. For graphs G, G' the notation $G \oplus G'$ denotes a disjoint union of graphs, i.e., the graph whose vertex set is the disjoint union of the vertices in G and G' and inherits edges from the edges in G and G' . For a graph $G = (V, E)$, for $V' \subset V$, the graph $G \setminus V'$ denotes the graph with vertices $V \setminus V'$ and the edges $\{i, j\} \in E$ where $\{i, j\} \subseteq V \setminus V'$.

For any $d \in \mathbb{N}$ and $L \geq 0$, let \mathcal{D}_d be the set of densities on $[0, 1]^d$ and $\mathcal{D}_{d,L} \subset \mathcal{D}_d$ be those densities which are L -Lipschitz continuous. For any graph G with d vertices, we define $\mathcal{D}(G) \subseteq \mathcal{D}_d$, such that, for $p \in \mathcal{D}(G)$ and $(X_1, \dots, X_d) \sim p$, the entries of the random variable, X_1, \dots, X_d , satisfy the global Markov property with respect to the graph G . Finally let $\mathcal{D}_L(G) \triangleq \mathcal{D}(G) \cap \mathcal{D}_{d,L}$. When estimating these densities we will sometimes use the term *sample complexity*. This refers to the number of samples necessary to estimate a density to within ε error in total variation distance. For functions, f on $[0, 1]^d$ we define $\|f\|_1 = \int |f(x)| dx$; this is the total variation distance.

3.2 Graph Resilience

The key concept in this work, which characterizes the difficulty of estimating densities in $\mathcal{D}(G)$, is what we term the *graph resilience of G* . Graph resilience is based on a process we call a *disintegration*.

Definition 3.1. For a graph $G = (V, E)$, an r -tuple (V_1, \dots, V_r) with $V_i \subseteq V$ is called a *disintegration of G* if:




Figure 3: Visual representation of the steps of the 3-disintegration $(\{1, 6\}, \{3, 5, 7\}, \{2, 4\})$. In each step of the disintegration, one vertex is removed from every graph component. The total number of steps to the null graph is 3.

1. $\{V_i\}_i$ is a partition of V ;
2. The elements of V_1 all lie in different components of G ;
3. $|V_1|$ is equal to the number of components in G ;
4. For all $i \in [r - 1]$ the elements of V_{i+1} lie in different components of $G \setminus \bigcup_{j=1}^i V_j$;
5. $|V_{i+1}|$ is equal to the number of components in $G \setminus \bigcup_{j=1}^i V_j$.

The *length* of a disintegration is the value r in the above definition. A disintegration of length r will be called an r -disintegration.

The first disintegration step, V_1 above, can be thought of as the process of picking one vertex from each component in G and removing it. The next step of a disintegration, V_2 above, then selects and removes one vertex from each component of the resultant graph. An r -disintegration is a sequence of r such steps until one is left with the null graph. It is possible for a graph to admit many different disintegrations of different lengths. A visual representation of the steps of a graph disintegration can be found in Figure 3.

The *resilience* of a graph G describes the length of the shortest possible disintegration of G .

Definition 3.2. For a graph G , the *resilience* of G , denoted $r(G)$, is the smallest r such that there exists a r -disintegration of G .

We elaborate more on some properties of graph resilience in Section 4, including upper bounds for the graph resilience of several graphs corresponding to image or sequence data. First, we need to establish that graph resilience is the right metric for quantifying the sample complexity of density estimation.

3.3 Sample complexity

The following theorem characterizes the difficulty of estimating a density which is known to satisfy the Markov property in terms of its graph. All proofs are deferred the appendix.

Theorem 3.1. *Let G be a graph whose number of vertices is d and resilience is r . Let $L \geq 0$. For any $0 < \varepsilon < 1$, there exists an algorithm that takes $n = \Omega\left(\frac{rd^{r/2+1}L^r}{\varepsilon^{r+2}} \log\left(\frac{dL}{\varepsilon}\right) + \frac{\log(1/\delta)}{\varepsilon^2}\right)$ i.i.d. samples drawn from any $p \in \mathcal{D}_L(G)$ and returns a distribution q such that*

$$\|p - q\|_1 \leq \varepsilon \quad \text{with probability at least } 1 - \frac{\delta}{3}.$$

This corresponds to a convergence rate of $\tilde{O}(n^{-1/(r+2)})$ and is *uniform* over $\mathcal{D}_L(G)$. For comparison, the rate $O(n^{-1/(d+2)})$ is known to be optimal for estimating densities in $\mathcal{D}_{d,L}$ in the total variation norm (e.g. [Beirlant and Györfi, 1998](#)). Consequently the rate $\tilde{O}(n^{-1/(r+2)})$ indicates that the rate of convergence when estimating densities in $\mathcal{D}_L(G)$ is akin to estimating densities in $\mathcal{D}_{r,L}$. We will see in Section 4.2 that, for graphs typically used to represent audio or image data, the effective dimension for estimating densities can be drastically, even exponentially, smaller than the ambient dimension.

While it may be reasonable to assume a known graph in some situations, one often encounters the situation where the graph is unknown. If one assumes that the graph G is unknown, but that G lies in some subset of graphs whose maximum graph resilience is bounded above by some value r then it is still possible to achieve a rate of $\tilde{O}(n^{-1/(r+2)})$.

Theorem 3.2. *Let \mathcal{G} be the set of all graphs whose number of vertices is d and resilience is r . Let $L \geq 0$. For any $0 < \varepsilon < 1$, there exists an algorithm that takes $n = \Omega\left(\frac{rd^{r/2+1}L^r}{\varepsilon^{r+2}} \log\left(\frac{dL}{\varepsilon}\right) + \frac{\log(1/\delta)}{\varepsilon^2}\right)$ i.i.d. samples drawn from any $p \in \bigcup_{G \in \mathcal{G}} \mathcal{D}_L(G)$ and returns a distribution q such that*

$$\|p - q\|_1 \leq \varepsilon \quad \text{with probability at least } 1 - \frac{\delta}{3}.$$

4 Graph Resilience Examples

Theorems 3.1 and 3.2 demonstrate that the graph resilience acts as the effective dimension of a nonparametric estimation problem, however, graph resilience is still somewhat of an opaque property. In this section we will go over basic properties of graph resilience and describe graph resiliences for some graphs that reflect real-world settings.

4.1 Graph Resilience Properties

Here we present some basic results regarding graph resilience. We first introduce two very basic lemmas outlining the most fundamental properties of graph resilience. The first lemma shows how graph resilience behaves with disjoint graph union.

Lemma 4.1. *Let G_1, \dots, G_m be graphs, then $r(\bigoplus_{i=1}^m G_i) = \max_i r(G_i)$.*

This lemma encapsulates the notion that estimating joint density for a collection of independent random vectors, e.g., $(Y_1, \dots, Y_m) \sim \prod_{i=1}^m \mu_i$, from a collection of samples is no more difficult than estimating each independent vector individually, $\hat{\mu}_i \approx \mu_i$, and taking the product measure, $\prod_{i=1}^m \hat{\mu}_i \approx \prod_{i=1}^m \mu_i$.

The second lemma demonstrates the behavior of graph resilience upon vertex removal.

Lemma 4.2. *Let $G = (V, E)$ be a graph and let $V' \subset V$, then $r(G) \leq r(G \setminus V') + |V'|$.*

This corresponds to conditioning the random variables in $V \setminus V'$ on the $|V'|$ -dimensional random vector corresponding to V' .

Simpler graphs, in terms of number of edges and vertices, tend have smaller graph resilience. The following lemma shows that adding edges to a graph will, at most, increase its resilience by the number of edges added.

Lemma 4.3. *Let $G = (V, E)$ be a graph, let E' be a set of edges for vertices V , and let $G' = (V, E \cup E')$, then $r(G') \leq r(G) + |E'|$.*

For a pair of graphs G, G' , let the relation $G' \leq G$ denote that G' is isomorphic to some sub-graph of G . The following lemma demonstrates that removing random variables and dependencies between random variables can only reduce graph resilience.

Lemma 4.4. *For a pair of graphs G and G' , if $G' \leq G$, then $r(G') \leq r(G)$.*

The following corollary follows directly from the previous Lemma 4.4 and Lemma 4.6, which we present later.

Corollary 4.5. *Let G be a graph whose largest clique contains k vertices, then $r(G) \geq k$.*

4.2 Example Graph Resiliences

From these properties of graph resilience we can derive the graph resilience of some example graphs. Some results from this section are summarized in Table 1. We begin with a couple of simple cases.

The following lemma demonstrates the surprising fact that, if even a single edge is missing from the graph, then the effective dimension of the estimation problem is strictly smaller than the ambient dimension d .

Lemma 4.6. *For a graph $G = (V, E)$, $r(G) = |V|$ if and only if G is a complete graph.*

Analogously, a graph can only have resilience 1 if it is the empty graph.

Graph G	Resilience $r = r(G)$	Sample complexity n
Trees (depth k)	$\leq k$	$\varepsilon^{-(k+2)}$
Trees (general)	$O(\log(d))$	$\sim \varepsilon^{-(\log(d)+2)}$
Paths	$O(\log(d))$	$\sim \varepsilon^{-(\log(d)+2)}$
Grid	$O(\sqrt{d})$	$\sim \varepsilon^{-(\sqrt{d}+2)}$
Complete graph	d	$\varepsilon^{-(d+2)}$

Table 1: Example graph resilience and corresponding sample complexities

Lemma 4.7. For a graph $G = (V, E)$, $r(G) = 1$ if and only if $E = \emptyset$.

The star graph is an example of a connected graph whose resilience is very small. Recall that a star graph S_d is a graph with a single central vertex connected to every other node, i.e. $E = \{(i, j) : j \neq i\}$. Equivalently, it is (a) a complete bipartite graph with a single vertex in one partition or (b) a tree of depth one with a single root.

Lemma 4.8. $r(S_d) \leq 2$.

In the remainder of this section, we describe additional examples of graphs whose resilience can be bounded. We focus on four broad classes of graphs, categorized by the application of interest: Hierarchical data (e.g. language, biology, phylogeny), sequential data (e.g. audio, video, language), spatial data (e.g. images, vision, signal processing), and clustered data (e.g. genetics, ecology, medicine). See Figure 1 for a guide to these classes of graphs.

The following definition will be helpful for analyzing graphs that have a linear or grid shape.

Definition 4.1. For a graph G and $n \in \mathbb{N}$, the power graph G^n , is the graph which inherits its vertices from G and a pair of vertices in G^n are adjacent when their distance in G is at most n .

4.2.1 Hierarchical Data

Hierarchical data arises from distributions that have a tree-like structure, i.e. G is tree. In the worst-case, the resilience of a tree can scale at most logarithmically with d , however, in practical applications where the tree has bounded depth the resilience is also bounded.

Lemma 4.9. Let G be a k -ary tree with depth m , then $r(G) \leq m$.

Lemma 4.10. Let G be a tree with d vertices, then $r(G) \leq \log_2(d) + 1$.

4.2.2 Sequential Data

A path graph naturally represents sequential data. For a more realistic model one may assume that a vertex in a path graph is connected to all vertices within a given distance, so that nearby vertices are highly dependent, but far away indices are less dependent. Even with this assumption we see that, like tree graphs, the path graph's resilience only grows at rate $O(\log d)$.

Definition 4.2. The path graph of length d , denoted L_d , is the graph (V, E) with $V = [d]$ and $E = \{\{i, j\} \mid |i - j| = 1\}$.

Proposition 4.11. Recall that L_d is the path graph of length d as defined in Definition 4.2. For any $s, t \in \mathbb{N}$, we have

$$r(L_{t(2^s-1)}^t) \leq st.$$

Here, $L_{t(2^s-1)}^t$ is the power graph of $L_{t(2^s-1)}$ as defined in Definition 4.1.

This, along with Lemma 4.4, yields the following rate on graph resilience for path graphs.

Corollary 4.12. For any $d \in \mathbb{N}$ and any $t \in \mathbb{N}$, we have

$$r(L_d^t) = O(t \log d).$$

4.2.3 Spatial Data

Image data is naturally represented via a grid graph. The following graph describes a $k \times k'$ grid of vertices with every vertex connected to its vertical, horizontal, and diagonal neighbors.

Definition 4.3. The *grid graph of shape $k \times k'$* , denoted $L_{k \times k'}$, is the graph (V, E) with $V = [k] \times [k']$ and $E = \{(i, j), (i', j')\} \mid (i, j) \neq (i', j'), |i - i'| \leq 1, |j - j'| \leq 1\}$.

Proposition 4.13. Recall that $L_{k \times k}$ be the grid graph of shape $k \times k$ as defined in Definition 4.3. For any $s, t \in \mathbb{N}$, we have

$$r(L_{t(2^s-1) \times t(2^s-1)}^t) \leq 4t^2 2^s.$$

Here, $L_{t(2^s-1) \times t(2^s-1)}^t$ is the power graph of $L_{t(2^s-1) \times t(2^s-1)}$ as defined in Definition 4.1.

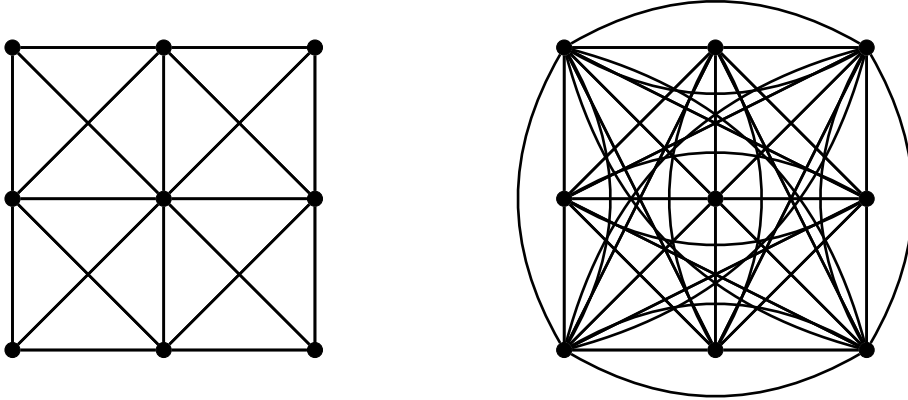


Figure 4: Comparison of $L_{3 \times 3}$ (left) and $L_{3 \times 3}^2$ (right).

Examples of a grid graph and its power can be found in Figure 4. The previous proposition gives us a general rate of \sqrt{d} for grid graphs.

Corollary 4.14. For any $k \in \mathbb{N}$ and any constant $t \in \mathbb{N}$, we have

$$r(L_{k \times k}^t) = O(t^2 \sqrt{d}) \quad \text{where } d = k^2.$$

Note that the graph $L_{k \times k}^t$ has d vertices.

4.2.4 Clustered Data

Another common type of structured data exhibits clusters: Variables in the same cluster are dependent, while variables in different clusters are independent. This type of structure can be modeled with disjoint cliques, where each clique represents a cluster or community. Let $V_i \subset V$ denote each cluster, with $V_i \cap V_j = \emptyset$ and $V = V_1 \cup \dots \cup V_m$ (i.e. $\{V_i\}$ is a partition of V). Let $d_i \triangleq |V_i|$, $G_i \triangleq K_{d_i}$ be a clique (complete graph) on V_i , and $G = \bigoplus_i G_i$. Then it follows from Lemmas 4.6 and 4.1 that $r(G) = \max_i d_i$. In particular, if $d_i = O(1)$, then $r(G) = O(1)$. Of course, this simply recovers the well-known result that a density that factorizes into a product of densities can be estimated at a rate that depends only on the largest factor. Using our graph resilience analysis we have that, for a stochastic block model, the graph resilience is bounded by the size of the blocks times the graph that encapsulates dependencies between the blocks.

Lemma 4.15. Let $G' = ([k], E')$ be a graph. Let $G = (V, E)$ be a graph, such that there is a partition of $V = \bigcup_{i=1}^k V_i$, where, if $\{v, v'\} \in E$ it follows that $v \in V_i$ and $v' \in V_j$ where $i = j$ or i and j are adjacent in G' . Then $r(G) \leq r(G') \max_{i \in [k]} |V_i|$.

This has the useful interpretation that the effect of additional dependencies *between* clusters does not interact with the clusters themselves. For example, if we allow for noisy interactions between clusters (e.g. as in a stochastic block model), the complexity scales separately with the noise and the size of the largest cluster.

4.3 Comparison to other graphical properties

The examples in the previous section can be used to show that the classical graphical properties that one might expect to govern the sample complexity surprisingly fail to capture the sample complexity.

Degree The first and most obvious is the maximum degree of G . The star graph S_d is an example where the resilience is $O(1)$, and hence the sample complexity is $(1/\varepsilon)^{O(1)}$, but the maximum degree is $\Omega(d)$. Thus, the degree cannot properly capture the sample complexity. Moreover, the path graph shows the reverse: The maximum degree can be $O(1)$ while the resilience is $\Omega(\log d)$.

Diameter The diameter $\text{diam}(G)$ of a graph G is the length of its longest geodesic path. A clique K_d thus has $\text{diam}(K_d) = 1$ (since every node is connected to every other node), but $r(K_d) = d$. It is clear even from classical results that a clique cannot be estimated any faster than $(1/\varepsilon)^d$. Thus, the diameter also cannot capture the sample complexity.

Sparsity Call a density p on d variables s -sparse if $p(x) = q(x_S)$, where $S \subset [d]$ with $|S| = s$. Now suppose p is s -sparse and q is Markov to a star graph S_s on s vertices. Then Theorem 3.1 implies that p can be estimated with $(1/\varepsilon)^{O(1)}$ samples (since $r(G) = O(1)$). Thus, taking $s \rightarrow \infty$, it follows that the sparsity s cannot properly capture the sample complexity.

In other words, not only does the graph resilience properly capture the sample complexity of structured density estimation, it is also not simply a proxy for commonly used graphical properties.

5 Conclusion

This work has introduced a new concept, *graph resilience*, and demonstrated that it controls the complexity of estimating densities satisfying the Markov property. This characterization has shown that estimating such densities can be significantly easier than previous works have indicated. This finding contributes to the broader understanding of graph theoretical properties in statistical estimation and, more generally, to nonparametric estimation. The concept of resilience is a new and unexplored property with significant potential for discovering graphs that yield good estimation properties.

References

- Jayadev Acharya, Ilias Diakonikolas, Jerry Li, and Ludwig Schmidt. Sample-optimal density estimation in nearly-linear time. In *Proceedings of the Twenty-Eighth Annual ACM-SIAM Symposium on Discrete Algorithms*, pages 1278–1289. SIAM, 2017.
- Jayadev Acharya, Clement Canonne, Aditya Vikram Singh, and Himanshu Tyagi. Optimal rates for nonparametric density estimation under communication constraints. *Advances in Neural Information Processing Systems*, 34:26754–26766, 2021.
- Magda Amiridi, Nikos Kargas, and Nicholas D. Sidiropoulos. Low-rank characteristic tensor density estimation part II: Compression and latent density estimation. *IEEE Transactions on Signal Processing*, 70:2669–2680, 2022. doi: 10.1109/TSP.2022.3158422.
- Hassan Ashtiani, Shai Ben-David, Nicholas Harvey, Christopher Liaw, Abbas Mehrabian, and Yaniv Plan. Nearly tight sample complexity bounds for learning mixtures of gaussians via sample compression schemes. In S. Bengio, H. Wallach, H. Larochelle, K. Grauman, N. Cesa-Bianchi, and R. Garnett, editors, *Advances in Neural Information Processing Systems 31*, pages 3412–3421. Curran Associates, Inc., 2018.
- Francis Bach. Breaking the curse of dimensionality with convex neural networks. *Journal of Machine Learning Research*, 18(19):1–53, 2017.
- Benedikt Bauer and Michael Kohler. On deep learning as a remedy for the curse of dimensionality in nonparametric regression. *Annals of Statistics*, 47(4):2261–2285, 2019.

- J. Beirlant and L. Györfi. On the L^1 -error in histogram density estimation: The multidimensional case. *Journal of Nonparametric Statistics*, 9(2):197–216, 1998. doi: 10.1080/10485259808832742. URL <https://doi.org/10.1080/10485259808832742>.
- Clément Berenfeld, Paul Rosa, and Judith Rousseau. Estimating a density near an unknown manifold: a bayesian nonparametric approach. *arXiv preprint arXiv:2205.15717*, 2022.
- Siu On Chan, Ilias Diakonikolas, Rocco A Servedio, and Xiaorui Sun. Near-optimal density estimation in near-linear time using variable-width histograms. *Advances in neural information processing systems*, 27, 2014.
- Asic Chen, Ruian Ian Shi, Xiang Gao, Ricardo Baptista, and Rahul G Krishnan. Structured neural networks for density estimation and causal inference. *Advances in Neural Information Processing Systems*, 36, 2024.
- Frank Cole and Yulong Lu. Score-based generative models break the curse of dimensionality in learning a family of sub-gaussian probability distributions. *arXiv preprint arXiv:2402.08082*, 2024.
- L. Devroye and L. Györfi. *Nonparametric Density Estimation: The L^1 View*. Wiley Interscience Series in Discrete Mathematics. Wiley, 1985. ISBN 9780471816461.
- L. Devroye and G. Lugosi. *Combinatorial Methods in Density Estimation*. Springer, New York, 2001.
- Mathieu Germain, Karol Gregor, Iain Murray, and Hugo Larochelle. Made: Masked autoencoder for distribution estimation. In *International Conference on Machine Learning*, pages 881–889. PMLR, 2015.
- Behrooz Ghorbani, Song Mei, Theodor Misiakiewicz, and Andrea Montanari. Discussion of: “nonparametric regression using deep neural networks with ReLU activation function”. *The Annals of Statistics*, 48(4):1898 – 1901, 2020. doi: 10.1214/19-AOS1910. URL <https://doi.org/10.1214/19-AOS1910>.
- Evarist Giné and Richard Nickl. *Mathematical Foundations of Infinite-Dimensional Statistical Models*. Cambridge Series in Statistical and Probabilistic Mathematics. Cambridge University Press, 2015.
- László Györfi, Aryeh Kontorovich, and Roi Weiss. Tree density estimation. *IEEE Transactions on Information Theory*, 69(2):1168–1176, 2022.
- Peter Hall and Xiao-Hua Zhou. Nonparametric estimation of component distributions in a multivariate mixture. *Annals of Statistics*, pages 201–224, 2003.
- Peter Hall, JS Marron, and Amnon Neeman. Geometric representation of high dimension, low sample size data. *Journal of the Royal Statistical Society: Series B (Statistical Methodology)*, 67(3):427–444, 2005.
- Joel L Horowitz and Enno Mammen. Rate-optimal estimation for a general class of nonparametric regression models with unknown link functions. *Annals of Statistics*, 35(6):2589–2619, 2007.
- Heinrich Jiang. Uniform convergence rates for kernel density estimation. In *International Conference on Machine Learning*, pages 1694–1703, 2017.
- Yuling Jiao, Guohao Shen, Yuanyuan Lin, and Jian Huang. Deep nonparametric regression on approximate manifolds: Nonasymptotic error bounds with polynomial prefactors. *The Annals of Statistics*, 51(2):691–716, 2023.
- Matthew J Johnson, David K Duvenaud, Alex Wiltschko, Ryan P Adams, and Sandeep R Datta. Composing graphical models with neural networks for structured representations and fast inference. In D. D. Lee, M. Sugiyama, U. V. Luxburg, I. Guyon, and R. Garnett, editors, *Advances in Neural Information Processing Systems 29*, pages 2946–2954. Curran Associates, Inc., 2016.
- Anatoli B. Juditsky, Oleg V. Lepski, and Alexandre B. Tsybakov. Nonparametric estimation of composite functions. *The Annals of Statistics*, 37(3):1360 – 1404, 2009. doi: 10.1214/08-AOS611. URL <https://doi.org/10.1214/08-AOS611>.
- Robert W. Keener. *Bayesian Inference: Modeling and Computation*, pages 301–318. Springer

- New York, New York, NY, 2010. ISBN 978-0-387-93839-4. doi: 10.1007/978-0-387-93839-4_15. URL https://doi.org/10.1007/978-0-387-93839-4_15.
- Ilyes Khemakhem, Ricardo Monti, Robert Leech, and Aapo Hyvarinen. Causal autoregressive flows. In *International Conference on Artificial Intelligence and statistics*, pages 3520–3528. PMLR, 2021.
- Michael Kohler and Adam Krzyżak. Nonparametric regression based on hierarchical interaction models. *IEEE Transactions on Information Theory*, 63(3):1620–1630, 2017.
- Michael Kohler and Sophie Langer. On the rate of convergence of fully connected deep neural network regression estimates. *The Annals of Statistics*, 49(4):2231–2249, 2021.
- Hyeok Kyu Kwon and Minwoo Chae. Minimax optimal density estimation using a shallow generative model with a one-dimensional latent variable. In *International Conference on Artificial Intelligence and Statistics*, pages 469–477. PMLR, 2024.
- John Lafferty and Larry Wasserman. Rodeo: sparse, greedy nonparametric regression. *Annals of Statistics*, 36(1):28–63, 2008.
- Steffen L Lauritzen. *Graphical models*. Oxford University Press, 1996.
- Tengyuan Liang. How well can generative adversarial networks (gan) learn densities: A nonparametric view. *arXiv preprint arXiv:1712.08244*, 2017.
- Han Liu, John Lafferty, and Larry Wasserman. Sparse nonparametric density estimation in high dimensions using the rodeo. In *Artificial Intelligence and Statistics*, pages 283–290. PMLR, 2007.
- Han Liu, John Lafferty, and Larry Wasserman. The nonparanormal: Semiparametric estimation of high dimensional undirected graphs. *Journal of Machine Learning Research*, 10(Oct):2295–2328, 2009.
- Han Liu, Min Xu, Haijie Gu, Anupam Gupta, John Lafferty, and Larry Wasserman. Forest density estimation. *The Journal of Machine Learning Research*, 12:907–951, 2011.
- Daniel McDonald. Minimax density estimation for growing dimension. In *Artificial Intelligence and Statistics*, pages 194–203. PMLR, 2017.
- Ryumei Nakada and Masaaki Imaizumi. Adaptive approximation and generalization of deep neural network with intrinsic dimensionality. *Journal of Machine Learning Research*, 21(174):1–38, 2020.
- Kazusato Oko, Shunta Akiyama, and Taiji Suzuki. Diffusion models are minimax optimal distribution estimators. In Andreas Krause, Emma Brunskill, Kyunghyun Cho, Barbara Engelhardt, Sivan Sabato, and Jonathan Scarlett, editors, *Proceedings of the 40th International Conference on Machine Learning*, volume 202 of *Proceedings of Machine Learning Research*, pages 26517–26582. PMLR, 23–29 Jul 2023. URL <https://proceedings.mlr.press/v202/oko23a.html>.
- Arkadas Ozakin and Alexander Gray. Submanifold density estimation. In Y. Bengio, D. Schuurmans, J. Lafferty, C. Williams, and A. Culotta, editors, *Advances in Neural Information Processing Systems*, volume 22. Curran Associates, Inc., 2009. URL https://proceedings.neurips.cc/paper_files/paper/2009/file/2ac2406e835bd49c70469acae337d292-Paper.pdf.
- Bruno Pelletier. Kernel density estimation on riemannian manifolds. *Statistics & probability letters*, 73(3):297–304, 2005.
- Garvesh Raskutti, Martin J Wainwright, and Bin Yu. Minimax-optimal rates for sparse additive models over kernel classes via convex programming. *Journal of machine learning research*, 13(2), 2012.
- R.D. Reiss. *Approximate distributions of order statistics: with applications to nonparametric statistics*. Springer series in statistics. Springer, 1989. ISBN 9783540968511. URL <https://books.google.de/books?id=DxzvAAAAMAJ>.
- Johannes Schmidt-Hieber. Nonparametric regression using deep neural networks with relu activation function. *arXiv preprint arXiv:1708.06633*, 2017.

- Johannes Schmidt-Hieber. Deep ReLU network approximation of functions on a manifold. *arXiv preprint arXiv:1908.00695*, 2019.
- Guohao Shen, Yuling Jiao, Yuanyuan Lin, Joel L Horowitz, and Jian Huang. Deep quantile regression: Mitigating the curse of dimensionality through composition. *arXiv preprint arXiv:2107.04907*, 2021.
- Shashank Singh and Barnabás Póczos. Minimax distribution estimation in Wasserstein distance. *arXiv e-prints*, art. arXiv:1802.08855, February 2018. doi: 10.48550/arXiv.1802.08855.
- Shashank Singh, Ananya Uppal, Boyue Li, Chun-Liang Li, Manzil Zaheer, and Barnabás Póczos. Nonparametric density estimation under adversarial losses. *Advances in Neural Information Processing Systems*, 31, 2018.
- Le Song and Bo Dai. Robust low rank kernel embeddings of multivariate distributions. In C.J. Burges, L. Bottou, M. Welling, Z. Ghahramani, and K.Q. Weinberger, editors, *Advances in Neural Information Processing Systems*, volume 26. Curran Associates, Inc., 2013. URL https://proceedings.neurips.cc/paper_files/paper/2013/file/49b8b4f95f02e055801da3b4f58e28b7-Paper.pdf.
- Terence P Speed and Harri T Kiiveri. Gaussian Markov distributions over finite graphs. *The Annals of Statistics*, pages 138–150, 1986.
- Charles J Stone. Optimal rates of convergence for nonparametric estimators. *The Annals of Statistics*, 8(6):1348–1360, 1980.
- Charles J Stone. Optimal global rates of convergence for nonparametric regression. *The annals of statistics*, pages 1040–1053, 1982.
- Charles J Stone. Additive regression and other nonparametric models. *Ann. Statist.*, 13(1): 689–705, 1985.
- Rong Tang and Yun Yang. On empirical bayes variational autoencoder: An excess risk bound. In *Conference on Learning Theory*, pages 4068–4125. PMLR, 2021.
- Rong Tang and Yun Yang. Adaptivity of diffusion models to manifold structures. In *International Conference on Artificial Intelligence and Statistics*, pages 1648–1656. PMLR, 2024.
- A.B. Tsybakov. Introduction to nonparametric estimation. *Springer Series in Statistics, New York*, page 214, 2009. cited By 1.
- Ananya Uppal, Shashank Singh, and Barnabás Póczos. Nonparametric density estimation & convergence rates for GANs under Besov IPM losses. In Hanna M. Wallach, Hugo Larochelle, Alina Beygelzimer, Florence d’Alché-Buc, Emily B. Fox, and Roman Garnett, editors, *Advances in Neural Information Processing Systems 32: Annual Conference on Neural Information Processing Systems 2019, NeurIPS 2019, December 8-14, 2019, Vancouver, BC, Canada*, pages 9086–9097, 2019. URL <https://proceedings.neurips.cc/paper/2019/hash/fb09f481d40c4d3c0861a46bd2dc52c0-Abstract.html>.
- Ananya Uppal, Shashank Singh, and Barnabas Poczcos. Robust density estimation under Besov IPM losses. *Advances in Neural Information Processing Systems*, 33:5345–5355, 2020.
- Robert A Vandermeulen. Sample complexity using infinite multiview models. *arXiv preprint arXiv:2302.04292*, 2023.
- Robert A Vandermeulen and Antoine Ledent. Beyond smoothness: Incorporating low-rank analysis into nonparametric density estimation. *Advances in Neural Information Processing Systems*, 34:12180–12193, 2021.
- Antoine Wehenkel and Gilles Louppe. Graphical normalizing flows. In *International Conference on Artificial Intelligence and Statistics*, pages 37–45. PMLR, 2021.
- Yun Yang and Surya T Tokdar. Minimax-optimal nonparametric regression in high dimensions. *Annals of Statistics*, 43(2):652–674, 2015.
- Kaihong Zhang, Heqi Yin, Feng Liang, and Jingbo Liu. Minimax optimality of score-based diffusion models: Beyond the density lower bound assumptions. *arXiv preprint arXiv:2402.15602*, 2024.

A Proofs on Density Estimation

We begin by introducing some objects and notation that will be essential for proving the main theorems.

Let $\mathbb{N} = \{1, 2, \dots\}$. For any $m \in \mathbb{N}$, let $[m] \triangleq \{1, 2, \dots, m\}$. For any $b \in \mathbb{N}$, let Δ^b be the simplex in \mathbb{R}^b , i.e.

$$\Delta^b = \left\{ v \in \mathbb{R}^b : \sum_{i \in [b]} v_i = 1 \text{ and } v_i \geq 0 \text{ for any } i \in [b] \right\}.$$

For any $d, b \in \mathbb{N}$, let $\mathcal{T}_{d,b}$ be the set of probability tensors in $\mathbb{R}^{b \times d}$. This can be thought of as the joint probability tables over d variables with states in $[b]$. For any $d, b \in \mathbb{N}$ and $T \in \mathcal{T}_{d,b}$, we say a random variable $X \sim T$ if

$$P(X = A) = T_A \quad \text{for all } A \in [b]^d.$$

For any graph G with d vertices, let $\mathcal{T}_b(G) \subseteq \mathcal{T}_{d,b}$, such that, for $T \in \mathcal{T}_b(G)$ and $(X_1, \dots, X_d) \sim T$, then X_1, \dots, X_d satisfies the Markov property with respect to the graph G . We consider the domain $[0, 1]^d$ and split it into b bins per dimension, i.e. there are b^d bins in total. For any $d, b \in \mathbb{N}$ and multi-index $A \in [b]^d$, let $\Lambda_{d,b,A}$ be the bin indexed at A and $\Lambda_{d,b}$ be the set of all bins, i.e.

$$\Lambda_{d,b,A} = \prod_{i=1}^d \left[\frac{A_i - 1}{b}, \frac{A_i}{b} \right) \quad \text{and} \quad \Lambda_{d,b} = \{\Lambda_{d,b,A} \mid A \in [b]^d\}.$$

For any $d, b \in \mathbb{N}$, let $\mathcal{H}_{d,b}$ be the set of all histograms with the bins from $\Lambda_{d,b}$, i.e.

$$\mathcal{H}_{d,b} = \left\{ f : [0, 1]^d \rightarrow \mathbb{R} \mid f = \sum_{A \in [b]^d} b^d T_A \cdot \chi_{\Lambda_{d,b,A}} \text{ where } \chi \text{ is the indicator and } T \in \mathcal{T}_{d,b} \right\}.$$

Let $U_{d,b} : \mathcal{T}_{d,b} \rightarrow \mathcal{H}_{d,b}$ be the natural $\ell^1 \rightarrow L^1$ linear isometry between the spaces.

For any $d \in \mathbb{N}$ and $L > 0$, let \mathcal{D}_d be the set of densities on $[0, 1]^d$ and $\mathcal{D}_{d,L} \subset \mathcal{D}_d$ be those densities which are L -Lipschitz continuous.

Definition A.1. For A , some subset of a ℓ^1 Euclidean tensor space or L^1 function space, we define

$$N(A, \varepsilon) \triangleq \min_{C \subset A} |C| \quad \text{such that, for all } a \in A, \text{ there exists } c \in C \text{ where } \|a - c\|_1 \leq \varepsilon.$$

In this work we will use the following version of the Markov property: for $I, J \subset V$, with I and J not intersecting or adjacent, $X_I \perp\!\!\!\perp X_J \mid X_{V \setminus I \cup J}$. Note that this property is satisfied when the ‘‘global’’ Markov property is satisfied.

Lemma A.1 (Lemma 3.3.7 from [Reiss \(1989\)](#)). *For probability measures $\left\| \prod_{i=1}^t \mu_i - \prod_{i=1}^t \nu_i \right\|_1 \leq \sum_{i=1}^t \|\mu_i - \nu_i\|_1$.*

Lemma A.2 (Lemma A.1 from [Vandermeulen and Ledent \(2021\)](#)). *For all b and $0 < \varepsilon \leq 1$, $N(\Delta^b, \varepsilon) \leq (2b/\varepsilon)^b$.*

Lemma A.3 (Theorem 3.4 page 7 of [Ashtiani et al. \(2018\)](#), Theorem 3.6 page 54 of [Devroye and Lugosi \(2001\)](#)). *There exists a deterministic algorithm that, given a collection of distributions p_1, \dots, p_M , a parameter $\varepsilon > 0$ and at least $\frac{\log(3M^2/\delta)}{2\varepsilon^2}$ iid samples from an unknown distribution p , outputs an index $j \in [M]$ such that*

$$\|p_j - p\|_1 \leq 3 \min_{i \in [M]} \|p_i - p\|_1 + 4\varepsilon$$

with probability at least $1 - \frac{\delta}{3}$.

A.1 Preliminary Technical Results

This section contains intermediate technical results which will aid in proving more core results.

Lemma A.4. *For any $0 < \varepsilon < 1$, any $b, t \in \mathbb{N}$ and any graph G_i for $i \in [t]$, we have*

$$N\left(\mathcal{T}_b\left(\bigoplus_{i=1}^t G_i\right), \varepsilon\right) \leq \prod_{i=1}^t N(\mathcal{T}_b(G_i), \varepsilon/t).$$

Proof of Lemma A.4. Let C_i be any (ε/t) -cover for $\mathcal{T}_b(G_i)$ such that $N(\mathcal{T}_b(G_i), \varepsilon/t) = |C_i|$ for all $i \in [t]$. If we manage to argue that the set

$$C = \{T_1 \times \cdots \times T_t \mid T_i \in C_i \text{ for all } i \in [t]\}$$

is an ε -cover of $\mathcal{T}_b\left(\bigoplus_{i=1}^t G_i\right)$, then we immediately show the statement since

$$N\left(\mathcal{T}_b\left(\bigoplus_{i=1}^t G_i\right), \varepsilon\right) \leq |C| = \prod_{i=1}^t |C_i| = \prod_{i=1}^t N(\mathcal{T}_b(G_i), \varepsilon/t).$$

Now, to show that C is an ε -cover, we observe that any $T \in \mathcal{T}_b\left(\bigoplus_{i=1}^t G_i\right)$ has the form of $T_1 \times \cdots \times T_t$ where $T_i \in \mathcal{T}_b(G_i)$ for all $i \in [t]$ since we recall that $\bigoplus_{i=1}^t G_i$ is simply a union of the graphs with no edges across different connected components which implies the vertices in different connected components are independent. Since C_i is an (ε/t) -cover of $\mathcal{T}_b(G_i)$, there is a $\tilde{T}_i \in C_i$ such that $\|\tilde{T}_i - T_i\|_1 \leq \varepsilon/t$. By taking $\tilde{T} = \tilde{T}_1 \times \cdots \times \tilde{T}_t \in C$, there exists a $\tilde{T} \in C$ such that, by Lemma A.1, we have

$$\|\tilde{T} - T\|_1 \leq \sum_{i=1}^t (\varepsilon/t) = \varepsilon.$$

□

Lemma A.5. *For any $0 < \alpha < 1$, any $0 < \varepsilon < 1$, any $b \in \mathbb{N}$, any graph G and any vertex v in G , we have*

$$N(\mathcal{T}_b(G), \varepsilon) \leq N(\mathcal{T}_{1,b}, \alpha\varepsilon) \cdot N(\mathcal{T}_b(G \setminus \{v\}), (1-\alpha)\varepsilon)^b.$$

Proof of Lemma A.5. Without loss of generality, we assume $v = 1$. Suppose the graph G has d vertices. Let C_0 be any $(1-\alpha)\varepsilon$ -cover of $\mathcal{T}_b(G \setminus \{1\})$ such that $N(\mathcal{T}_b(G \setminus \{1\}), (1-\alpha)\varepsilon) = |C_0|$ and C_1 be any $\alpha\varepsilon$ -cover of $\mathcal{T}_{1,b}$ such that $N(\mathcal{T}_{1,b}, \alpha\varepsilon) = |C_1|$. We now construct a set $C \in \mathcal{T}_b(G)$ as follows.

$$C = \{T \mid T_A = \delta_{A_1} \cdot T_{(A_2, \dots, A_d)}^{(A_1)} \text{ for any } A \in [b]^d \text{ where } T^{(1)}, \dots, T^{(b)} \in C_0 \text{ and } \delta \in C_1\}.$$

If we manage to argue that the set C is an ε -cover of $\mathcal{T}_b(G)$, then we immediately show the statement since

$$N(\mathcal{T}_b(G), \varepsilon) \leq |C| = |C_1| \cdot |C_0|^b = N(\mathcal{T}_{1,b}, \alpha\varepsilon) \cdot N(\mathcal{T}_b(G \setminus \{1\}), (1-\alpha)\varepsilon)^b.$$

Now, to show that C is an ε -cover, we observe that, for any $T \in \mathcal{T}_b(G)$ and $A \in [b]^d$, we can express

$$T_A = \delta_{A_1} \cdot T_{(A_2, \dots, A_d)}^{(A_1)} \text{ for some } T^{(1)}, \dots, T^{(b)} \in \mathcal{T}_b(G \setminus \{1\}) \text{ and } \delta \in \mathcal{T}_{1,b}.$$

Since C_0 (resp. C_1) is an $(1-\alpha)\varepsilon$ -cover of $\mathcal{T}_b(G \setminus \{1\})$ (resp. an $\alpha\varepsilon$ -cover of $\mathcal{T}_{1,b}$), there exist $\tilde{T}^{(1)}, \dots, \tilde{T}^{(b)} \in C_0$ and $\tilde{\delta} \in C_1$ such that

$$\|\tilde{T}^{(i)} - T^{(i)}\|_1 \leq (1-\alpha)\varepsilon \text{ for all } i \in [b] \text{ and } \|\tilde{\delta} - \delta\|_1 \leq \alpha\varepsilon. \quad (4)$$

Then, we take $\tilde{T} \in C$ where

$$\tilde{T}_A = \tilde{\delta}_{A_1} \cdot \tilde{T}_{(A_2, \dots, A_d)}^{(A_1)} \text{ for any } A \in [b]^d$$

and we have

$$\begin{aligned}\|\tilde{T} - T\|_1 &= \sum_{A_1=1}^b \|\tilde{\delta}_{A_1} \cdot \tilde{T}^{(A_1)} - \delta_{A_1} \cdot T^{(A_1)}\|_1 \\ &\leq \sum_{A_1=1}^b \|\tilde{\delta}_{A_1} \cdot \tilde{T}^{(A_1)} - \delta_{A_1} \cdot \tilde{T}^{(A_1)}\|_1 + \sum_{A_1=1}^b \|\delta_{A_1} \cdot \tilde{T}^{(A_1)} - \delta_{A_1} \cdot T^{(A_1)}\|_1.\end{aligned}$$

By using (4), we further bound each term

$$\begin{aligned}\sum_{A_1=1}^b \|\tilde{\delta}_{A_1} \cdot \tilde{T}^{(A_1)} - \delta_{A_1} \cdot \tilde{T}^{(A_1)}\|_1 &= \sum_{A_1=1}^b |\tilde{\delta}_{A_1} - \delta_{A_1}| \cdot \|\tilde{T}^{(A_1)}\|_1 = \|\tilde{\delta} - \delta\|_1 \leq \alpha\varepsilon \quad \text{and} \\ \sum_{A_1=1}^b \|\delta_{A_1} \cdot \tilde{T}^{(A_1)} - \delta_{A_1} \cdot T^{(A_1)}\|_1 &= \sum_{A_1=1}^b \delta_{A_1} \cdot \|\tilde{T}^{(A_1)} - T^{(A_1)}\|_1 \leq \sum_{A_1=1}^b \delta_{A_1} \cdot (1 - \alpha)\varepsilon = (1 - \alpha)\varepsilon.\end{aligned}$$

Combining these two inequalities, we conclude that, for any $T \in \mathcal{T}_b(G)$, there exists a $\tilde{T} \in \mathcal{C}$ such that $\|\tilde{T} - T\|_1 \leq \alpha\varepsilon + (1 - \alpha)\varepsilon = \varepsilon$. \square

A.2 Controlling Bias and Variance

Like many the analysis of many estimators this proof has two pain parts, analysis of the bias, and the analysis of the variance.

A.2.1 Variance

To control the variance we will use the follow bound on covering numbers

Proposition A.6. *For any $b \in \mathbb{N}$, any $0 < \varepsilon < 1$ and any graph G whose number of vertices is d and resilience is r , we have*

$$\log N(\mathcal{T}_b(G), \varepsilon) \leq db^r \log\left(\frac{2d^{r+1}b}{\varepsilon}\right).$$

Proof of Proposition A.6. We first assume that G is a connected graph and prove that

$$\log N(\mathcal{T}_b(G), \varepsilon) \leq db^r \log\left(\frac{2d^r b}{\varepsilon}\right). \quad (5)$$

Note that the exponent in the factor d^r is r as opposed to $r + 1$ in the original statment. We will prove the statement by induction on r .

Base case $r = 1$: Note that the graph G is a graph with only one vertex. By Lemma A.2, we have

$$\log N(\mathcal{T}_b(G), \varepsilon) \leq \log N(\Delta^b, \varepsilon) \leq b \log\left(\frac{2b}{\varepsilon}\right) = 1 \cdot b^1 \log\left(\frac{2 \cdot 1^1 \cdot b}{\varepsilon}\right),$$

thereby satisfying (5).

Inductive step $r > 1$: Let v be the vertex selected in the first disintegration step of the r -disintegration and G_1, \dots, G_t be the connected components after removing v from G . Also, for all $i \in [t]$, let $r_i = r(G_i)$ and d_i be the number of vertices in G_i . By Lemma A.5, we first have

$$\begin{aligned}\log N(\mathcal{T}_b(G), \varepsilon) &\leq \log N\left(\mathcal{T}_{1,b}, \frac{\varepsilon}{t+1}\right) + b \cdot \log N\left(\mathcal{T}_b(G \setminus \{v\}), \frac{t\varepsilon}{t+1}\right) \\ &\leq \underbrace{b \log\left(\frac{2(t+1)b}{\varepsilon}\right)}_{\text{by Lemma A.2}} + b \cdot \log N\left(\mathcal{T}_b(G \setminus \{v\}), \frac{t\varepsilon}{t+1}\right).\end{aligned} \quad (6)$$

By Lemma A.4, we further have

$$\log N \left(\mathcal{T}_b(G \setminus \{v\}), \frac{t\varepsilon}{t+1} \right) \leq \sum_{i=1}^t \log N \left(\mathcal{T}_b(G_i), \frac{\varepsilon}{t+1} \right). \quad (7)$$

Note that the resilience of each G_i is at most $r-1$ (i.e. $r_i \leq r-1$) and hence we invoke the inductive assumption. We have

$$\begin{aligned} \log N \left(\mathcal{T}_b(G_i), \frac{\varepsilon}{t+1} \right) &\leq d_i \cdot b^{r_i} \cdot \log \left(\frac{2(t+1)d_i^{r_i}b}{\varepsilon} \right) && \text{by the induction assumption} \\ &\leq d_i \cdot b^{r-1} \cdot \log \left(\frac{2d^r b}{\varepsilon} \right) && \text{since } r_i \leq r-1 \text{ and } t+1, d_i \leq d. \end{aligned} \quad (8)$$

By plugging (8) into (7) and (6), we have

$$\begin{aligned} \log N(\mathcal{T}_b(G), \varepsilon) &\leq b \log \left(\frac{2(t+1)b}{\varepsilon} \right) + b \cdot \sum_{i=1}^t d_i \cdot b^{r-1} \cdot \log \left(\frac{2d^r b}{\varepsilon} \right) \\ &\leq b^r \log \left(\frac{2d^r b}{\varepsilon} \right) \cdot \left(1 + \sum_{i=1}^t d_i \right) && \text{since } t+1 \leq d^r \\ &= db^r \log \left(\frac{2d^r b}{\varepsilon} \right) && \text{since } 1 + \sum_{i=1}^t d_i = d. \end{aligned}$$

Now, we remove the assumption of G being connected. Suppose G has t connected components, G_1, \dots, G_t whose number of vertices is d_i and resilience is r_i . We have

$$\begin{aligned} \log N(\mathcal{T}_b(G), \varepsilon) &\leq \sum_{i=1}^t \log N \left(\mathcal{T}_b(G_i), \frac{\varepsilon}{t} \right) && \text{by Lemma A.4} \\ &\leq \sum_{i=1}^t d_i b^{r_i} \log \left(\frac{2td_i^{r_i}b}{\varepsilon} \right) && \text{from the case of } G \text{ being connected} \\ &\leq db^r \log \left(\frac{2d^{r+1}b}{\varepsilon} \right) && \text{since } d_i \leq \sum_{i=1}^t d_i = d, r_i \leq r \text{ and } t \leq d. \end{aligned}$$

□

A.2.2 Analysis of Bias

Theorem A.7. For any $d, b \in \mathbb{N}$, any $L > 0$, any graph G and any $p \in \mathcal{D}_L(G)$, we have

$$\min_{p' \in \mathcal{U}_{d,b}(\mathcal{T}_b(G))} \|p - p'\|_1 \leq \sqrt{dL}/b.$$

Proof of Theorem A.7. For any $d, b \in \mathbb{N}$ and $A \in [b]^d$, recall that $\Lambda_{d,b,A} = \prod_{i=1}^d \left[\frac{A_i-1}{b}, \frac{A_i}{b} \right)$. Let λ_A be the centroid of $\Lambda_{d,b,A}$. We define

$$\tilde{p}' = \sum_{A \in [b]^d} p(\lambda_A) \chi_{\Lambda_{d,b,A}} \quad \text{and} \quad \tilde{p} = \tilde{p}' / Z \quad \text{if } Z \neq 0 \quad (9)$$

where $\chi_{\Lambda_{d,b,A}}$ is the indicator, i.e. $\chi_{\Lambda_{d,b,A}}(x) = \begin{cases} 1 & \text{if } x \in \Lambda_{d,b,A} \\ 0 & \text{if } x \notin \Lambda_{d,b,A} \end{cases}$ and Z is the normalizing factor,

i.e. $Z = \int_{x \in [0,1]^d} \tilde{p}'(x) dx$.

Since the construction requires $Z \neq 0$, we now first show that when $Z = 0$ the statement holds trivially. When $Z = 0$, we have

$$p(\lambda_A) = 0 \quad \text{for all } A \in [b]^d$$

which implies

$$p(x) \leq L \cdot \|x - \lambda_A\|_2 \leq L\sqrt{d}/(2b) \quad \text{since } p \in \mathcal{D}_L(G).$$

Hence, we further have

$$1 = \int_{x \in [0,1]^d} p(x) dx = \sum_{A \in [b]^d} \int_{x \in \Lambda_{d,b,A}} p(x) dx \leq \sum_{A \in [b]^d} \int_{x \in \Lambda_{d,b,A}} L\sqrt{d}/(2b) dx = L\sqrt{d}/(2b).$$

Namely, $L\sqrt{d}/b \geq 2$ and therefore the statement holds for any $p' \in U_{d,b}(\mathcal{T}_b(G))$.

Now, we assume that $Z \neq 0$. We will prove the statement by arguing 1) $\tilde{p} \in U_{d,b}(\mathcal{T}_b(G))$ and 2) $\|p - \tilde{p}\|_1 \leq \sqrt{d}L/b$.

To prove 1) $\tilde{p} \in U_{d,b}(\mathcal{T}_b(G))$: For any partition $V_0 \cup V_1 \cup V_2$ of the vertex set of G such that V_0 separates V_1 and V_2 , we would like to show, for any $x^* \in [0,1]^d$ (without loss of generality, we reorder the indices such that $x = (x_{V_1}, x_{V_2}, x_{V_0})$)

$$\frac{\tilde{p}(x_{V_1}^*, x_{V_2}^*, x_{V_0}^*)}{\tilde{p}(\cdot, \cdot, x_{V_0}^*)} = \frac{\tilde{p}(x_{V_1}^*, \cdot, x_{V_0}^*)}{\tilde{p}(\cdot, \cdot, x_{V_0}^*)} \cdot \frac{\tilde{p}(\cdot, x_{V_2}^*, x_{V_0}^*)}{\tilde{p}(\cdot, \cdot, x_{V_0}^*)} \quad \text{if } \tilde{p}(\cdot, \cdot, x_{V_0}^*) \neq 0$$

where we use \cdot to indicate integrating with respect to the corresponding variables, i.e.

$$\begin{aligned} \tilde{p}(\cdot, \cdot, x_{V_0}^*) &= \int_{(x_{V_1}, x_{V_2}) \in [0,1]^{d_1+d_2}} \tilde{p}(x_{V_1}, x_{V_2}, x_{V_0}^*) d(x_{V_1}, x_{V_2}) \\ \tilde{p}(\cdot, x_{V_2}^*, x_{V_0}^*) &= \int_{x_{V_1} \in [0,1]^{d_1}} \tilde{p}(x_{V_1}, x_{V_2}^*, x_{V_0}^*) dx_{V_1} \\ \tilde{p}(x_{V_1}^*, \cdot, x_{V_0}^*) &= \int_{x_{V_2} \in [0,1]^{d_2}} \tilde{p}(x_{V_1}^*, x_{V_2}, x_{V_0}^*) dx_{V_2} \end{aligned}$$

and d_1 (resp. d_2) is the size of V_1 (resp. V_2). It is equivalent to show

$$\tilde{p}(x_{V_1}^*, x_{V_2}^*, x_{V_0}^*) \cdot \tilde{p}(\cdot, \cdot, x_{V_0}^*) = \tilde{p}(x_{V_1}^*, \cdot, x_{V_0}^*) \cdot \tilde{p}(\cdot, x_{V_2}^*, x_{V_0}^*). \quad (10)$$

We now analyze each of $\tilde{p}(x_{V_1}^*, x_{V_2}^*, x_{V_0}^*)$, $\tilde{p}(\cdot, \cdot, x_{V_0}^*)$, $\tilde{p}(x_{V_1}^*, \cdot, x_{V_0}^*)$, $\tilde{p}(\cdot, x_{V_2}^*, x_{V_0}^*)$. Let λ (resp. λ^*) be the closest centroid to x for any $x \in [0,1]^d$ (resp. x^*). For $\tilde{p}(x_{V_1}^*, x_{V_2}^*, x_{V_0}^*)$, we have

$$\begin{aligned} \tilde{p}(x_{V_1}^*, x_{V_2}^*, x_{V_0}^*) &= \frac{1}{Z} p(\lambda_{V_1}^*, \lambda_{V_2}^*, \lambda_{V_0}^*) \\ &= \frac{p(\lambda_{V_1}^*, \cdot, \lambda_{V_0}^*) \cdot p(\cdot, \lambda_{V_2}^*, \lambda_{V_0}^*)}{Z p(\cdot, \cdot, \lambda_{V_0}^*)} \quad \text{since } p \in \mathcal{D}_L(G) \text{ and } V_0 \text{ separates } V_1 \text{ and } V_2. \end{aligned} \quad (11)$$

Here, recall that we use \cdot to indicate integrating with respect to the corresponding variables, i.e., for any centroid λ including λ^* ,

$$\begin{aligned} p(\lambda_{V_1}, \cdot, \lambda_{V_0}) &= \int_{x_{V_2} \in [0,1]^{d_2}} p(\lambda_{V_1}, x_{V_2}, \lambda_{V_0}) dx_{V_2} \\ p(\cdot, \lambda_{V_2}, \lambda_{V_0}) &= \int_{x_{V_1} \in [0,1]^{d_1}} p(x_{V_1}, \lambda_{V_2}, \lambda_{V_0}) dx_{V_1} \\ p(\cdot, \cdot, \lambda_{V_0}) &= \int_{(x_{V_1}, x_{V_2}) \in [0,1]^{d_1+d_2}} p(x_{V_1}, x_{V_2}, \lambda_{V_0}) d(x_{V_1}, x_{V_2}). \end{aligned}$$

For $\tilde{p}(\cdot, \cdot, x_{V_0}^*)$, we have

$$\begin{aligned} \tilde{p}(\cdot, \cdot, x_{V_0}^*) &= \int_{(x_{V_1}, x_{V_2}) \in [0,1]^{d_1+d_2}} \tilde{p}(x_{V_1}, x_{V_2}, x_{V_0}^*) d(x_{V_1}, x_{V_2}) \\ &= \frac{1}{Z} \int_{(x_{V_1}, x_{V_2}) \in [0,1]^{d_1+d_2}} \tilde{p}'(x_{V_1}, x_{V_2}, x_{V_0}^*) d(x_{V_1}, x_{V_2}) \end{aligned}$$

Since, for any $A \in [b]^d$, $\tilde{p}'(x_{V_1}, x_{V_2}, x_{V_0}^*) = p(\lambda_{V_1}, \lambda_{V_2}, \lambda_{V_0}^*)$ for all $(x_{V_1}, x_{V_2}, x_{V_0}^*) \in \Lambda_{d,b,A}$ by (9), we have

$$\int_{(x_{V_1}, x_{V_2}) \in \Lambda_{d,b,A}} \tilde{p}'(x_{V_1}, x_{V_2}, x_{V_0}^*) d(x_{V_1}, x_{V_2}) = \frac{1}{b^{d_1+d_2}} p(\lambda_{V_1}, \lambda_{V_2}, \lambda_{V_0}^*).$$

By plugging it into the equation for $\tilde{p}(\cdot, \cdot, x_{V_0}^*)$, we have

$$\begin{aligned} \tilde{p}(\cdot, \cdot, x_{V_0}^*) &= \sum_{\text{centroid } \lambda : \lambda_{V_0} = \lambda_{V_0}^*} \frac{1}{Zb^{d_1+d_2}} p(\lambda_{V_1}, \lambda_{V_2}, \lambda_{V_0}^*) \\ &= \sum_{\text{centroid } \lambda : \lambda_{V_0} = \lambda_{V_0}^*} \frac{p(\lambda_{V_1}, \cdot, \lambda_{V_0}^*) \cdot p(\cdot, \lambda_{V_2}, \lambda_{V_0}^*)}{Zb^{d_1+d_2} p(\cdot, \cdot, \lambda_{V_0}^*)}. \end{aligned} \quad (12)$$

For $\tilde{p}'(x_{V_1}^*, \cdot, x_{V_0}^*)$, we have

$$\begin{aligned} \tilde{p}'(x_{V_1}^*, \cdot, x_{V_0}^*) &= \sum_{\text{centroid } \lambda : (\lambda_{V_1}, \lambda_{V_0}) = (\lambda_{V_1}^*, \lambda_{V_0}^*)} \frac{1}{Zb^{d_2}} p(\lambda_{V_1}^*, \lambda_{V_2}, \lambda_{V_0}^*) \\ &= \sum_{\text{centroid } \lambda : (\lambda_{V_1}, \lambda_{V_0}) = (\lambda_{V_1}^*, \lambda_{V_0}^*)} \frac{p(\lambda_{V_1}^*, \cdot, \lambda_{V_0}^*) \cdot p(\cdot, \lambda_{V_2}, \lambda_{V_0}^*)}{Zb^{d_2} p(\cdot, \cdot, \lambda_{V_0}^*)}. \end{aligned} \quad (13)$$

Similarly, for $\tilde{p}'(\cdot, x_{V_2}^*, x_{V_0}^*)$, we have

$$\tilde{p}'(\cdot, x_{V_2}^*, x_{V_0}^*) = \sum_{\text{centroid } \lambda : (\lambda_{V_2}, \lambda_{V_0}) = (\lambda_{V_2}^*, \lambda_{V_0}^*)} \frac{p(\cdot, \lambda_{V_2}^*, \lambda_{V_0}^*) \cdot p(\lambda_{V_1}, \cdot, \lambda_{V_0}^*)}{Zb^{d_1} p(\cdot, \cdot, \lambda_{V_0}^*)}. \quad (14)$$

By using (11), (12), (13) and (14), we can conclude (10).

To prove 2) $\|p - \tilde{p}\|_1 \leq \sqrt{d}L/b$: We first express

$$\|p - \tilde{p}\|_1 \leq \|p - \tilde{p}'\|_1 + \|\tilde{p}' - \tilde{p}\|_1 \quad \text{by triangle inequality.} \quad (15)$$

Note that \tilde{p}' may not be a probability density.

For the first term $\|p - \tilde{p}'\|_1$, we have

$$\|p - \tilde{p}'\|_1 = \int_{x \in [0,1]^d} |p(x) - \tilde{p}'(x)| dx = \sum_{A \in [b]^d} \int_{x \in \Lambda_{d,b,A}} |p(x) - \tilde{p}'(x)| dx. \quad (16)$$

For any $x \in \Lambda_{d,b,A}$, we have $\tilde{p}'(x) = p(\lambda_A)$ by the definition of \tilde{p}' . Also, since $p \in \mathcal{D}_L(G)$, p satisfies the L -Lipschitz condition which implies

$$|p(x) - \tilde{p}'(x)| = |p(x) - p(\lambda_A)| \leq L \cdot \|x - \lambda_A\|_2 \leq L\sqrt{d}/(2b). \quad (17)$$

By plugging (17) into (16), we have

$$\|p - \tilde{p}'\|_1 \leq \sum_{A \in [b]^d} \int_{x \in \Lambda_{d,b,A}} L\sqrt{d}/(2b) dx = L\sqrt{d}/(2b). \quad (18)$$

For the second term $\|\tilde{p}' - \tilde{p}\|_1$, we observe that \tilde{p} is simply a scaled version of \tilde{p}' by a factor of $1/Z$. Namely, we have

$$\|\tilde{p}'\|_1 = Z \quad \text{and} \quad \|\tilde{p}' - \tilde{p}\|_1 = |Z - 1| \quad \text{since} \quad \|\tilde{p}\|_1 = 1.$$

By (18) and the fact of $\|p\|_1 = 1$, we further have

$$|Z - 1| = \|\tilde{p}'\|_1 - 1 \leq \|p - \tilde{p}'\|_1 \leq L\sqrt{d}/(2b) \quad \text{which implies} \quad \|\tilde{p}' - \tilde{p}\|_1 \leq L\sqrt{d}/(2b). \quad (19)$$

By plugging (18) and (19) into (15), we have

$$\|p - \tilde{p}\|_1 \leq L\sqrt{d}/(2b) + L\sqrt{d}/(2b) = L\sqrt{d}/b.$$

□

A.3 Proof of Main Theorems

With the previous results established we can now prove the core sample complexity results of this work.

Proof of Theorem 3.1. Recall that Lemma A.3 states the following. There is a deterministic algorithm that, given a collection of M distributions $C = \{p_1, \dots, p_M\}$, any $0 < \varepsilon < 1$ and at least $\frac{\log(3M^2/\delta)}{2\varepsilon^2}$ i.i.d. samples drawn from an unknown distribution p , outputs an index $j \in [M]$ such that

$$\|p_j - p\|_1 \leq 3 \min_{i \in [M]} \|p_i - p\|_1 + 4\varepsilon \quad \text{with probability at least } 1 - \frac{\delta}{3}.$$

We will use the algorithm from Lemma A.3 by taking the collection C to be the ε -cover for $\mathcal{T}_b(G)$. Here, we determine $b \in \mathbb{N}$ later. By Proposition A.6, we have

$$\log M = \log|C| \leq db^r \log\left(\frac{2d^{r+1}b}{\varepsilon}\right)$$

and, by Theorem A.7, there exists a $p' \in U_{d,b}(\mathcal{T}_b(G))$ such that

$$\|p - p'\|_1 \leq \frac{\sqrt{dL}}{b}$$

which implies there exists a $p'' \in C$ such that

$$\|p - p''\|_1 \leq \|p - p'\|_1 + \|p' - p''\|_1 \leq \frac{\sqrt{dL}}{b} + \varepsilon.$$

Namely, whenever $n \geq \frac{db^r \log(\frac{2d^{r+1}b}{\varepsilon})}{\varepsilon^2} + \frac{\log(3/\delta)}{2\varepsilon^2}$ i.i.d. samples are drawn from p , the distribution q returned by the algorithm in Lemma A.3 satisfies

$$\|q - p\|_1 \leq 3\left(\frac{\sqrt{dL}}{b} + \varepsilon\right) + 4\varepsilon = \frac{3\sqrt{dL}}{b} + 7\varepsilon \quad \text{with probability at least } 1 - \frac{\delta}{3}.$$

Now, by picking $b = \Theta(\frac{\sqrt{dL}}{\varepsilon})$, the desired result follows. \square

Proof of Theorem 3.2. The proof is the same as in Theorem 3.1 except that we need to another ε -cover for $\bigcup_{G \in \mathcal{G}} \mathcal{T}_b(G)$. For any $G \in \mathcal{G}$, let C_G be the ε -cover for $\mathcal{T}_b(G)$. By taking $\bigcup_{G \in \mathcal{G}} C_G$ to be the ε -cover for $\bigcup_{G \in \mathcal{G}} \mathcal{T}_b(G)$, we have

$$\log M = \log|C| \leq \log\left(\sum_{G \in \mathcal{G}} |C_G|\right).$$

By Proposition A.6, each of $|C_G|$ is bounded above by $(\frac{2d^{r+1}b}{\varepsilon})^{db^r}$ and, by considering all possible graphs, $|\mathcal{G}|$ is bounded above by 2^{d^2} . In particular, when $r = 1$, we have $|\mathcal{G}| = 1$. Hence, we have

$$\log M \leq \begin{cases} db^r \log\left(\frac{2d^{r+1}b}{\varepsilon}\right) + d^2 & \text{if } r > 1 \\ db \log\left(\frac{2d^2b}{\varepsilon}\right) & \text{if } r = 1 \end{cases}$$

and we can conclude the desired result by following the rest of the proof in Theorem 3.1. \square

B Proofs on Graph Resilience

For proofs in this section it will be implicit that graphs with a subscript, G_i , are equal to (V_i, E_i) .

For proofs in this section we will introduce a useful concept we term a *pre-disintegration of a graph*.

Definition B.1. For any graph $G = (V, E)$, we define a *pre-disintegration* of G to be a tuple of subsets of V which satisfies the properties 1, 2, and, 4 in Definition 3.1 of disintegration, noting that some entries of a pre-disintegration may be the empty set, including the first entry.

In other words, the only difference between a pre-disintegration and a disintegration is that, in each step, we do not have to select a vertex in every connected component. The *length of a pre-disintegration*, D , is defined to be the largest r such that D_r is nonempty and we call such pre-disintegration a r -pre-disintegration. We now have the following lemma on pre-disintegrations.

Lemma B.1. *For any graph G , if there is a ℓ -pre-disintegration of G , then $r(G) \leq \ell$.*

Proof of Lemma B.1. Let \mathcal{D} be the set of all pre-disintegration of G . For any $D \in \mathcal{D}$ and any vertex $v \in V$ where V is the vertex set of G , we define D^{-1} to be a function from V to \mathbb{N} such that $D^{-1}(v)$ is the index i where $v \in D_i$. We will now define a partial order on \mathcal{D} . For any D and D' in \mathcal{D} , we say $D \leq D'$ if $D^{-1}(v) \leq D'^{-1}(v)$ for all $v \in V$. Namely, every vertex v appears no later in D than in D' . From the assumption, there exists a ℓ -pre-disintegration of G , \widehat{D} . Similarly to the definition of the length of a pre-disintegration, trailing empty sets are simply ignored to satisfy the antisymmetry property for a partial order. Hence, the set $\{D \in \mathcal{D} \mid D \leq \widehat{D}\}$ is finite and there must exist a minimal element, D^* . By removing trailing empty sets from D^* , the length of D^* is no larger than ℓ .

Now, we need to show D^* is a disintegration. Since D^* is a pre-disintegration, it satisfies the properties 1, 2, and, 4 in Definition 3.1. Namely, we need to check the properties 3 and 5. For 3, we prove it by contradiction. When D^* violates 3, there is a connected component G' of G such that no $v \in V'$, where V' is the vertex set of G' , is in D_1^* . Let v' be $\arg \min_{v \in V'} D^{*-1}(v)$ and i' be $D^{*-1}(v')$, i.e. the earliest vertex in V' appears in D^* . We construct a new pre-disintegration \widehat{D}^* by setting $\widehat{D}^* = D^*$ except that $\widehat{D}_1^* = D_1^* \cup \{v'\}$ and $\widehat{D}_{i'}^* = D_{i'}^* \setminus \{v'\}$, i.e. we move v' to the first step. Hence, we have $\widehat{D}^* \leq D^*$ and $\widehat{D}^* \neq D^*$ which contradicts the minimality of D^* . We can perform the identical argument to show 5. \square

Equipped with Lemma B.1, we can now commence with the proofs from the main text.

Proof of Lemma 4.1. We will assume V_1, \dots, V_m contain distinct elements for convenience. We now prove the statement by showing the following two inequalities: 1) $\max_{i \in [m]} r(G_i) \geq r(\bigoplus_{i \in [m]} G_i)$ and 2) $\max_{i \in [m]} r(G_i) \leq r(\bigoplus_{i \in [m]} G_i)$.

For 1) $\max_{i \in [m]} r(G_i) \geq r(\bigoplus_{i \in [m]} G_i)$: Let r be the maximum of the graph resilience of G_i , i.e. $r = \max_{i \in [m]} r(G_i)$, and $D^{(i)}$ be a $r(G_i)$ -disintegration for $i \in [m]$. We construct a r -tuple D by setting the j -th step to be $D_j = \bigcup_{i \in [m]} D_j^{(i)}$. It is easy to check that D satisfies Definition 3.1 and hence D is a r -disintegration of $\bigoplus_{i \in [m]} G_i$. By Definition 3.2, the inequality $r \geq r(\bigoplus_{i \in [m]} G_i)$ follows.

For 2) $\max_{i \in [m]} r(G_i) \leq r(\bigoplus_{i \in [m]} G_i)$: Let r be the graph resilience of $\bigoplus_{i \in [m]} G_i$, i.e. $r = r(\bigoplus_{i \in [m]} G_i)$, and D be a r -disintegration of $\bigoplus_{i \in [m]} G_i$. We construct m tuples $D^{(1)}, \dots, D^{(m)}$ by setting

$$D_i^{(j)} = \{v \in V \mid v \in V_j \cap D_i\} \quad \text{for all } j \in [m] \text{ and } i \in [r].$$

It is easy to check that, for each $j \in [m]$, $D^{(j)}$ satisfies Definition B.1 and hence $D^{(j)}$ is a r -pre-disintegration of G_j . By Definition 3.2 and Lemma B.1, we have $r(G_i) \leq r$ for all $i \in [m]$ and hence the inequality $\max_{i \in [m]} r(G_i) \leq r$ follows. \square

Proof of Lemma 4.2. We will prove for the case where $|V'| = 1$. Note that the lemma statement follows from repeated application of this case.

We will proceed by contradiction. Suppose there exists G and v such $r(G) \geq r(G \setminus \{v\}) + 2$. Let \widetilde{D} be a $r(G \setminus \{v\})$ -disintegration of $G \setminus \{v\}$. If we define a tuple D with $D_1 = v$ and $D_{i+1} = \widetilde{D}_i$ for all i , it is clear that D is a $(r(G \setminus \{v\}) + 1)$ -pre-disintegration of G . The contradiction follows from the application of Lemma B.1. \square

Proof of Lemma 4.3. We will prove for the case where $|E'| = 1$, the lemma follows from repeated application of this case. Without loss of generality let $E' = (1, 2)$. Let D be an r -disintegration of G . Let \widetilde{D} be a $(r+1)$ -tuple with $\widetilde{D}_1 = \{1\}$ and $\widetilde{D}_i = D_{i-1} \setminus \{1\}$ for $i \in \{2, \dots, r+1\}$. Then \widetilde{D} is an pre-disintegration of G' with length $r+1$. This case follows from Lemma B.1. \square

Proof of Lemma 4.4. Let D be a $r(G)$ -disintegration. Let \tilde{D} be the sequence of subsets of V' when one removes the elements of in $V \setminus V'$ from D . Clearly, \tilde{D} is a pre-disintegration of G' , with length at most $r(G)$. The lemma follows from application of Lemma B.1. \square

Proof of Lemma 4.6. It is clear that when G with d vertices is a complete graph that $r(G) = d$. For the reverse direction, suppose that G is a graph with $V = [d]$ with no edge between $d - 1$ and d . We can define a pre-disintegration where $D_i = \{i\}$ for $i \in [d - 2]$ and $D_{d-1} = \{d - 1, d\}$. The lemma follows from application of Lemma B.1. \square

Proof of Lemma 4.7. When $E = \emptyset$ clearly $D_1 = V$ is a disintegration.

If $E \neq \emptyset$ then there must exist two vertices in some component so $D_1 = V$ does not satisfy the component property of a disintegration, thus $D_2 \neq \emptyset$ for any disintegration of G . \square

Proof of Lemma 4.8. One can simply choose the center vertex as the first entry of a disintegration and the remaining vertices as the rest. \square

Proof of Lemma 4.9. We construct a r -tuple D as follows. For all $i \in [r]$, set D_i to be the set of all tree vertices at the i -th level in G . Here, we define the root node to be at the first level. It is easy to check that D a r -disintegration. By Definition 3.2, we have $r(G) \leq r$. \square

Proof of Lemma 4.10. Let V be the vertex set. For any vertex $v \in V$, let α_v be the maximum number of vertices in the connected components after removing v . We would like to show that there exists a vertex v^* such that $\alpha_{v^*} \leq \lfloor \frac{d}{2} \rfloor$. We prove it by contradiction. Let v' be $\arg \min_{v \in V} \alpha_v$ and V_1, \dots, V_t be the vertex sets of the connected components after removing v' . We have $\alpha_{v'} > \lfloor \frac{d}{2} \rfloor$ which means that there is a connected component whose number of vertices is strictly larger than $\lfloor \frac{d}{2} \rfloor$. Note that there is only one such component since the sum of the number of vertices of other components is strictly less than $d - 1 - \lfloor \frac{d}{2} \rfloor$. WLOG, let V_1 be the vertex set of that component. Let v'' be the vertex in V_1 sharing an edge with v' . We want to argue that $\alpha_{v''} < \alpha_{v'}$ which contradicts the definition of v' . To see this, we examine the number of vertices in the connected components after removing v'' . We use the fact that G is a tree. For the component whose vertex set is $\cup_{i=2}^t V_i \cup \{v'\}$, the size is strictly less than $(d - 1 - \lfloor \frac{d}{2} \rfloor) + 1 = d - \lfloor \frac{d}{2} \rfloor \leq \alpha_{v'}$. For any component inside V_1 , the size is less than $\lfloor \frac{d}{2} \rfloor - 1 < \alpha_{v'}$. Namely, we have $\alpha_{v''} < \alpha_{v'}$. Therefore, there exists a vertex v^* such that $\alpha_{v^*} \leq \lfloor \frac{d}{2} \rfloor$.

Now, we remove v^* in the first step and all the connected components, G_1, \dots, G_t , has at most $\lfloor \frac{d}{2} \rfloor$ vertices. By induction, we have

$$\begin{aligned} r(G) &\leq r(G \setminus \{v^*\}) + 1 \quad \text{by Lemma 4.2} \\ &= r\left(\bigoplus_{i \in [t]} G_i\right) + 1 \\ &= \max_{i \in [t]} r(G_i) + 1 \quad \text{by Lemma 4.1} \\ &\leq (\log_2(\lfloor \frac{d}{2} \rfloor) + 1) + 1 \quad \text{by the inductive assumption} \\ &= \log_2(d) + 1. \end{aligned}$$

\square

Proof of Proposition 4.11. We will prove the statement by induction on s .

Base case $s = 1$: When $s = 1$, we observe that $L_{t(2^1-1)}^t = L_t^t$ is a complete graph with t vertices. By Lemma 4.6, we have $r(L_t^t) = t \leq 1 \cdot t$.

Inductive step $s > 1$: Let $V' \subset V$ be $\{t(2^{s-1} - 1) + i \mid i \in [t]\}$. Note that $|V'| = t$. By Lemma 4.2, we have

$$r(L_{t(2^s-1)}^t) \leq r(L_{t(2^{s-1}-1)}^t \setminus V') + t.$$

In other words, we first remove the "middle" t vertices from the graph. By the definition of path graphs (Definition 4.2), it is easy to check that there is no edge between i and j for $i = 1, \dots, t(2^{s-1} - 1)$ and $j = t(2^{s-1} - 1) + t + 1, \dots, t(2^s - 1)$. Therefore, there are two connected

components and clearly each of them is isomorphic to $L_{t(2^{s-1}-1)}^t$. Let G_1 and G_2 be the two connected components, i.e. $L_{t(2^s-1)}^t \setminus V' = G_1 \oplus G_2$. Then, we have

$$\begin{aligned} r(L_{t(2^s-1)}^t) &\leq r(G_1 \oplus G_2) + t \\ &= \max\{r(G_1), r(G_2)\} + t \quad \text{by Lemma 4.1} \\ &\leq (s-1)t + t \quad \text{by the inductive assumption} \\ &= st. \end{aligned}$$

□

Proof of Corollary 4.12. Let s be $\lceil \log_2(\frac{d}{t} + 1) \rceil$. By the definition of path graphs (Definition 4.2), we have $L_d^t \leq L_{t(2^s-1)}^t$ (recall that \leq means being isomorphic to a subgraph). Hence, we have

$$\begin{aligned} r(L_d^t) &\leq r(L_{t(2^s-1)}^t) \quad \text{by Lemma 4.4} \\ &\leq s \cdot t \quad \text{by Proposition 4.11} \\ &= O(t \log d). \end{aligned}$$

□

Proof of Proposition 4.13. We will prove the statement by induction on s .

Base case $s = 1$: When $s = 1$, we observe that $L_{t(2^1-1) \times t(2^1-1)}^t = L_{t \times t}^t$ is a complete graph with t^2 vertices. By Lemma 4.6, we have $r(L_{t \times t}^t) = t^2 \leq 4t^2 2^{s-1}$.

Inductive step $s > 1$: Let d' be $t(2^{s-1} - 1)$. Let $V' \subset V$ be

$$V' \triangleq \{(d' + i, j) \mid i \in [t], j \in [t(2^s - 1)]\} \cup \{(i, d' + j) \mid i \in [t(2^s - 1)], j \in [t]\}.$$

Note that $|V'| = t^2 + 4t^2 d' \leq 4t^2 2^{s-1}$. By Lemma 4.2, we have

$$r(L_{t(2^s-1) \times t(2^s-1)}^t) \leq r(L_{t(2^s-1) \times t(2^s-1)}^t \setminus V') + 4t^2 2^{s-1}.$$

In other words, we first remove the vertical and horizontal "middle" stripes from the graph. By the definition of grid graphs (Definition 4.3), it is easy to check that there is no edge between (i_1, j_1) and (i_2, j_2) if one of the followings happens:

- $i_1 = 1, \dots, t(2^{s-1} - 1)$ and $i_2 = t(2^{s-1} - 1) + t + 1, \dots, t(2^s - 1)$
- $j_1 = 1, \dots, t(2^{s-1} - 1)$ and $j_2 = t(2^{s-1} - 1) + t + 1, \dots, t(2^s - 1)$.

Therefore, there are four connected components and clearly each of them is isomorphic to $L_{t(2^{s-1}-1) \times t(2^{s-1}-1)}^t$. Let G_1, G_2, G_3, G_4 be the four connected components, i.e. $L_{t(2^s-1) \times t(2^s-1)}^t \setminus V' = G_1 \oplus G_2 \oplus G_3 \oplus G_4$. See figure 5 for the graphical illustration. Then, we have

$$\begin{aligned} r(L_{t(2^s-1) \times t(2^s-1)}^t) &\leq r(G_1 \oplus G_2 \oplus G_3 \oplus G_4) + 4t^2 2^{s-1} \\ &\leq \max\{r(G_1), r(G_2), r(G_3), r(G_4)\} + 4t^2 2^{s-1} \quad \text{by Lemma 4.1} \\ &\leq 4t^2 2^{s-1} + 4t^2 2^{s-1} \quad \text{by the inductive assumption} \\ &= 4t^2 2^s. \end{aligned}$$

□

Proof of Corollary 4.14. Let s be $\lceil \log_2(\frac{k}{t} + 1) \rceil$. By the definition of grid graphs (Definition 4.3), we have $L_{k \times k}^t \leq L_{t(2^s-1) \times t(2^s-1)}^t$ (recall that \leq means being isomorphic to a subgraph). Hence, we have

$$\begin{aligned} r(L_{k \times k}^t) &\leq r(L_{t(2^s-1) \times t(2^s-1)}^t) \quad \text{by Lemma 4.4} \\ &\leq 4t^2 2^s \quad \text{by Proposition 4.13} \\ &= O(t^2 k) = O(t^2 \sqrt{d}). \end{aligned}$$

□

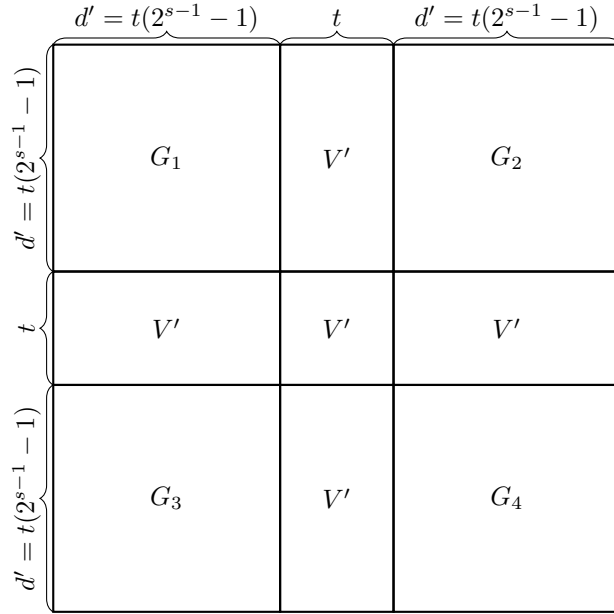


Figure 5: Illustration of V', G_1, G_2, G_3, G_4 in the proof of Proposition 4.13

Proof of Lemma 4.15. We will assume V_1, \dots, V_k all contain m vertices and for all i for all $v, v' \in V_i$, v is adjacent to v' (all of the blocks are fully connected). We will prove the lemma for this case, the lemma statement then follows from application of Lemma 4.4.

We will denote the vertices of V_i as $v_{i,1}, \dots, v_{i,m}$. Let D' be a t -disintegration of G' . Let D be a $t \times m$ -tuple, where $D_{i,j} = \{v_{i,j} \mid i \in D_i, j = j\}$. If one considers D in lexicographical order, then it is clearly a pre-disintegration of G with length mt . This case then follows from Lemma B.1. \square