

# Fundamental constants: from measurement to the universe, a window on gravitation and cosmology

Jean-Philippe Uzan

9 October 2024

**Abstract** Fundamental constants are a cornerstone of our physical laws. Any constant varying in space and/or time would signal a violation of local position invariance and be associated with a violation of the universality of free fall, and hence of the weak equivalence principle at the heart of the geometrisation of gravity. It will also reflect the existence of new degrees of freedom that couple to standard matter. Thus, testing for the stability of fundamental constants is of utmost importance for our understanding of gravity and for characterizing the domain of validity of General Relativity. Besides, it opens an independent window on the dark matter and dark energy components.

As a consequence, thanks to the active developments of experiments and of their accuracy, fundamental constants have become a key player in our search for physics beyond the standard model of particle physics and beyond General Relativity.

This review details the various roles of the fundamental constants in the laws of physics and in the construction of the International System of units since it now depends strongly on them. This requires to distinguish fundamental units and fundamental parameters. Then, the relations between the constants, the tests of the local position invariance and of the universality of free fall are exposed, as well as the construction of field theories that account for “varying constants” and the motivations arising from high-energy physics

---

J.-P. Uzan  
Institut d’Astrophysique de Paris,  
UMR-7095 du CNRS, Université Pierre et Marie Curie,  
98 bis bd Arago, 75014 Paris (France)

and

Center for Gravitational Physics and Quantum Information,  
Yukawa Institute for Theoretical Physics,  
Kyoto University, 606-8502, Kyoto (Japan)  
E-mail: uzan@iap.fr

and string theory. From a theoretical perspective any varying fundamental parameter is related to a dynamical field, the dynamics of which is dictated from the whole theory so that it remains fully consistent: no arbitrary law of variation has to be postulated. Then, the main experimental and observational constraints that have been obtained from atomic clocks, the Oklo phenomenon, Solar system observations, meteorite dating, quasar absorption spectra, stellar physics, pulsar timing, the cosmic microwave background and big bang nucleosynthesis are described. It details the basics of each system, its dependence with respect to some primary parameters the variation of which can be constrained from observations, the known systematic effects and the most recent constraints that have been set. It also describes how these primary parameters can be related to the fundamental constants and the model-dependencies that it involves. Both time and space variation are considered. To finish, it contains a short discussion on the more speculative possibility of understanding the numerical values of the fundamental parameters in view of the apparent fine-tuning that they confront us with, by invoking anthropic arguments. Given the huge increase of data and constraints and the difficulty to standardize them, a general scheme to present experimental and observational results and to construct a collaborative data base that will be more efficient for the community and allow us for better traceability, is proposed.

**Keywords** general theory of gravitation, fundamental physical constants, theoretical cosmology, metrology, system of units

## Contents

1	Introduction . . . . .	10
2	Constants and fundamental physics . . . . .	14
2.1	Toward a definitions of fundamental constants . . . . .	14
2.1.1	Characterizing the fundamental constants . . . . .	15
	How many fundamental constants shall we consider? . . . . .	15
	Relation to other usual constants . . . . .	17
	Are some constants more fundamental than others? . . . . .	19
	Relation with physical laws . . . . .	21
	Evolutions . . . . .	21
	Conclusion . . . . .	22
2.1.2	Constants and metrology . . . . .	22
	The need for constants . . . . .	23
	Measuring constants . . . . .	24
	System of units . . . . .	25
	SI systems and the number of basic units . . . . .	26
	Natural units . . . . .	27
	The new (2018) SI system . . . . .	28
	Do we actually need 3 natural units? . . . . .	34
	Definitions: <i>fundamental parameters</i> and <i>fundamental units</i> . . . . .	35
2.2	The constancy of constants as a test of General Relativity . . . . .	37
2.2.1	General Relativity . . . . .	37
	Equivalence principle . . . . .	37
	Test-body in free fall . . . . .	38
	Tests of the metric coupling . . . . .	39
	Tests of the universality of free fall . . . . .	39
	Dynamics . . . . .	43
	Phenomenological modifications of Newton gravity . . . . .	44
	Conclusions . . . . .	46
2.2.2	Varying constants and free fall: the link between LPI and UFF . . . . .	46
	Fifth force . . . . .	46
	Newtonian limit . . . . .	47
	Sensitivitiy parameters . . . . .	48
2.3	Relations with cosmology . . . . .	49
2.3.1	$\Lambda$ CDM standard cosmological model . . . . .	50
2.3.2	Dark energy and its implications . . . . .	51
2.3.3	Light fields phenomenology . . . . .	51
2.3.4	Ultra-light Dark Matter models . . . . .	52
2.3.5	Dark Matter topological defects . . . . .	54
2.3.6	Varying constants and cosmology . . . . .	54
	Test field . . . . .	55
	Dark sector candidate . . . . .	55
	Dark-visible matter equivalence principle . . . . .	55
	The Hubble tension . . . . .	56
2.4	Conclusion . . . . .	59
3	Theories with varying constants . . . . .	61
	Early insights . . . . .	61
3.1	Introducing new fields: generalities . . . . .	62
3.1.1	The example of scalar-tensor theories . . . . .	62
	General action . . . . .	62
	Field equations in the Jordan frame . . . . .	63
	Field equations in Einstein frame . . . . .	63
	Gravitational constant . . . . .	64
	Local constraints . . . . .	65
	Cosmological evolution . . . . .	65
	Further WEP preserving theories . . . . .	66

3.1.2	Making non-gravitational constants dynamical	68
	Simplistic varying- $\alpha_{\text{EM}}$ model	68
	Amplitude of the violation of the UFF	69
3.1.3	Summary	69
	Generic action	70
	Generic weak and cosmological solutions of the Klein-Gordon equation	70
3.2	Hiding light degrees of freedom	71
3.2.1	Decoupling mechanisms	72
	Least coupling principle	72
	Symmetron mechanism	72
3.2.2	Chameleon mechanism	73
	Mechanism	73
	Macroscopic violation of the UFF in a theory satisfying the WEP	74
	Constraints	74
	Dependence of the constants on the mass density of the environment	75
3.2.3	Environment-dependent dilaton model	76
3.2.4	Conclusion	76
3.3	Searching for new degrees of freedom	77
3.4	High-energy theories and varying constants	78
3.4.1	Higher-dimension and Kaluza-Klein theory	79
3.4.2	String theory	80
4	Relations between constants	84
4.1	Implication of gauge coupling unification	84
	Renormalisation and running of the couplings constants	84
	Unification	85
	Consequences for the coupled variation of fundamental constants	87
	Effect of the QCD vacuum angle $\theta$	88
4.2	Masses and binding energies in terms of the fundamental constants	90
	Nucleon mass	90
	Deuterium binding energy, $B_D$	91
	Atomic nuclei masses	91
4.3	Gyromagnetic factors in terms of the fundamental constants	92
	Proton and neutron gyromagnetic factors	93
	Caesium and rubidium gyromagnetic factors	93
	Influence of the $s$ and $c$ quark	94
	Conclusions	94
4.4	Expression of the atomic transitions	95
	Definition of the physical interpretation schemes	95
	Atomic clock data interpretations	96
	Astrophysical data interpretation	97
4.5	Phenomenological $(R, S)$ -parameterisation	98
	Definition	98
	Constraints on $(R, S)$	99
5	Experimental and observational constraints on non-gravitational constants	100
	Physical systems	100
	Strategy	101
5.1	Atomic and molecular Clocks	101
5.1.1	Atomic spectra and constants	102
	Generalities	102
	Dependencies on the fundamental constants	103
	Sensitivity parameters	104
5.1.2	Experimental constraints from atomic clocks	104
	<u>Atomic hydrogen vs caesium-133</u>	105
	<u>Rubidium-87 vs caesium-133</u>	105
	<u>Aluminium and mercury single-ion optical clocks</u>	105
	<u>Mercury-199 vs caesium-133</u>	106
	<u>Strontium-87 vs caesium-133</u>	106
	<u>Ytterbium</u>	106



	Atomic dysprosium	108
	Summary	108
5.1.3	Constraints on primary parameters	109
	Constraint on $\alpha_{\text{EM}}$ alone	109
	Constraints on other constants	110
	Clock constraints on time variation of $\alpha_{\text{EM}}$ , $\bar{\mu}$ and $X_{\text{q}}$	110
5.1.4	Fiber-linked networks and clocks in space	111
	Fiber-linked comparisons	111
	Atomic clocks in space (ACES)	113
5.1.5	Experimental constraints from molecular transitions	113
	Generalities	113
	SF <sub>6</sub> transition	114
	KRb molecule	115
	Other proposals	115
5.1.6	Nuclear clocks as a possible new system	117
5.1.7	Future evolutions	118
5.2	Macroscopic bodies and chemistry	119
5.3	The Oklo phenomenon	120
5.3.1	A natural nuclear reactor	120
5.3.2	Constraining the shift of the resonance energy	122
	Cross sections.	122
	Extracting the effective cross section from the data.	123
	Determination of $E_{\text{r}}$ .	124
5.3.3	From the resonance energy to fundamental constants	126
5.3.4	Conclusion	128
5.4	Meteorite dating	129
5.4.1	Long lived $\alpha$ -decays	130
5.4.2	Long lived $\beta$ -decays	132
5.4.3	Conclusions	134
5.5	Quasar absorption spectra	134
5.5.1	Elements for a $\alpha_{\text{EM}}$ measurement	135
	Sensitivities of the atomic transitions	135
	Accuracy of the measurements	136
	Hunting systematics.	137
	Calibration	138
	Effect of the isotopic abundances	138
5.5.2	Evolution of the debate	139
5.5.3	Different methods to track for the variation of constants	141
	Alkali doublet method (AD)	143
	Many multiplet method (MM)	145
5.5.4	Single ion differential measurement (SIDAM)	147
5.5.5	Summary of the observable constraints on $\alpha_{\text{EM}}$	149
5.6	Quasar absorption spectra: constraints on combination of $\alpha_{\text{EM}}$ , $\mu$ and $g_{\text{p}}$	150
5.6.1	H I-21 cm vs. UV: $x = g_{\text{p}}\alpha_{\text{EM}}^2/\mu$	150
5.6.2	H I vs. molecular transitions: $y \equiv g_{\text{p}}\alpha_{\text{EM}}^2$	152
5.6.3	OH - 18 cm: $F = g_{\text{p}}(\alpha_{\text{EM}}^2\mu)^{1.57}$	153
5.6.4	Far infrared fine-structure lines: $F' = \alpha_{\text{EM}}^2\mu$	154
5.6.5	“Conjugate” satellite OH lines: $G = g_{\text{p}}(\alpha_{\text{EM}}^2\mu)^{1.85}$	155
5.6.6	Summary of the constraints on $x, y, F, F'$ and $G$	156
5.7	Molecular absorption spectra and the electron-to-proton mass ratio	156
5.7.1	Introduction	156
5.7.2	Constraints with H <sub>2</sub>	159
5.7.3	Amonia observations	162
5.7.4	Methanol observations	164
5.7.5	CO observations	165
5.8	Emission spectra	169
5.9	Stellar constraints	171
5.10	Cosmic Microwave Background	176

	Influence of the fundamental constants . . . . .	176
	Degeneracy . . . . .	178
	CMB code modifications . . . . .	178
	Observational constraints . . . . .	179
	Links with the Hubble tension . . . . .	183
	Summary . . . . .	185
5.11	21 cm . . . . .	186
5.12	Galaxy clusters . . . . .	188
5.13	Fast Radio Bursts . . . . .	190
5.14	Big Bang nucleosynthesis . . . . .	191
	5.14.1 Overview . . . . .	191
	5.14.2 Status of standard BBN . . . . .	192
	5.14.3 Constants everywhere . . . . .	193
	5.14.4 From BBN parameters to fundamental constants . . . . .	197
	5.14.5 Constants and the lithium problem . . . . .	200
	5.14.6 Conclusion . . . . .	201
6	The gravitational sector and $G$ . . . . .	202
6.1	Solar system constraints . . . . .	203
	Earth-Moon system . . . . .	203
	Planet ranging . . . . .	204
	Extension beyond the Solar system . . . . .	205
6.2	Pulsar timing . . . . .	205
	Binary pulsars . . . . .	205
	Single pulsars . . . . .	206
6.3	Stellar constraints . . . . .	207
	6.3.1 Ages of globular clusters . . . . .	208
	6.3.2 Solar and stellar seismology . . . . .	209
	Helioseismology . . . . .	209
	Asteroseismology . . . . .	210
	6.3.3 White dwarfs pulsation . . . . .	210
	6.3.4 Late stages of stellar evolution and supernovae . . . . .	211
	White dwarf cooling . . . . .	211
	Supernovae . . . . .	212
	6.3.5 New developments from gravitational wave astronomy . . . . .	212
6.4	Cosmological constraints . . . . .	213
	6.4.1 Cosmic microwave background . . . . .	214
	6.4.2 BBN . . . . .	215
	6.4.3 New proposals: Strong lensing . . . . .	217
	6.4.4 New proposals: Gravitational waves . . . . .	218
7	Models with varying constants . . . . .	220
7.1	String dilaton and Runaway dilaton models . . . . .	220
	Model definition . . . . .	220
	Phenomenology . . . . .	221
	Lowest order composition-independent effects . . . . .	221
	Composition-dependent effects . . . . .	222
	Generic conclusions . . . . .	223
	Runaway dilaton model . . . . .	223
	Conclusions . . . . .	224
7.2	Damour-Donoghue interaction light dilaton model . . . . .	224
	Model definition . . . . .	224
	Field dependencies of the constants . . . . .	225
	Note on normalisation . . . . .	226
	Sensitivities of the atomic masses . . . . .	226
	Universality of free fall . . . . .	226
	Atomic clocks . . . . .	228
	Constraints . . . . .	229
7.3	Bekenstein and related models . . . . .	230
	Early formulation . . . . .	230

	Extensions	231
	Constraints	232
	Further studies	232
7.4	Light scalar quintessence	233
	Model	233
	Connection with the universality of free fall	234
	Generic local constraints: UFF vs $\alpha_{\text{EM}}$	235
	Constraints	236
7.5	Other ideas	239
8	Spatial variations	241
8.1	Generalities	241
8.2	Local scales	241
8.2.1	Solar system scales	241
	Scalar field profile	242
	Seasonal modulations of the fundamental constant	243
	Parameterisation of the seasonal modulation	243
8.2.2	Atomic clock constraints	244
	Methodology	244
	Atomic clock constraints	245
	Constraints on the parameters $k_i$	248
	Conclusion	250
8.2.3	Milky Way	250
	Amonia inversion method	250
	CO vs C <sub>I</sub> and C <sub>II</sub>	252
	CH	253
	CH <sub>3</sub> OH	253
8.2.4	Towards strong field environments	254
	White Dwarf atmosphere.	254
	Solar twins	256
	Compact objects	256
	Further ideas	256
8.3	Cosmological scales	257
8.3.1	Primordial fluctuations	257
8.3.2	Dipolar modulation	258
8.3.3	Wall of constants	260
8.3.4	Non-Copernican field configuration	263
8.4	Universality of free fall	263
9	Why are the constants just so?	265
9.1	Universe and multiverse approaches	265
9.2	Fine-tunings and determination of the anthropic range	267
	Naturalness and the macroscopic world	267
	Fine tuning on the particle physics parameters	268
	Fine tuning on the cosmological parameters	269
9.3	Anthropic predictions	270
10	Conclusions	273
A	Notations	275
A.1	Constants	275
A.2	Sensitivity coefficients	275
B	Background cosmological spacetime	276
C	Equation of motion for a charged particle	277
D	Data form proposal	278
D.1	Towards the collective creation of a community data base	278
D.2	Proposition of a general typology	278

## List of Figures

1	Evolution of the status of $c$ , $G$ and $h$ . . . . .	20
2	Fundamental parameters and fundamental units . . . . .	36
3	Timeline of the tests of the universality of free fall . . . . .	41
4	Constraints on the Yukawa potential parameters $(\alpha, \lambda)$ obtained by MICROSCOPE . . . . .	46
5	Relations between variation of the constants and cosmology . . . . .	59
6	Look-back time-redshift relation for the $\Lambda$ CDM model . . . . .	60
7	Dynamics of the attraction mechanism . . . . .	66
8	Classification of gravity theories beyond General Relativity . . . . .	68
9	Parameter space and constraints of the chameleon mechanism . . . . .	75
10	Nature and coupling of new degrees of freedom . . . . .	78
11	Systems used to test the constancy of the constants . . . . .	100
12	Relations between observables, primary parameters and fundamental constants . . . . .	102
13	Atomic clock constraints on $(\alpha_{\text{EM}}, g_{\text{Cs}}\bar{\mu})$ . . . . .	112
14	Comparative effect of the cosmic expansion and the variation of constants on an absorption spectra . . . . .	136
15	QSO absorption spectra constraints on $\alpha_{\text{EM}}$ . . . . .	141
16	Absorption spectra constraints on $x, y, F, F'$ and $G$ . . . . .	158
17	Molecular bsorption spectra constraints on $\mu$ . . . . .	167
18	Emission spectra constraints on $\alpha_{\text{EM}}$ . . . . .	172
19	Stellar constraints on $\delta_{NN}$ from the $3\alpha$ -reaction . . . . .	173
20	Sensitivity of CMB spectra to a change of $\alpha_{\text{EM}}$ or $m_e$ . . . . .	178
21	Sensitivity of the electron fraction to $\alpha_{\text{EM}}$ and $m_e$ . . . . .	179
22	Sensitivity of CMB spectra to a change of $\alpha_{\text{EM}}$ or $m_e$ . . . . .	180
23	CMB constraints on $(m_e, H_0)$ in view of the Hubble tension . . . . .	184
24	BBN light elements abundances and constraints on the variation of the BBN primary parameters . . . . .	196
25	Constraints on the massless dilaton model . . . . .	228
26	Complementarity of local and coslmological data . . . . .	236
27	Constraints on $d_e$ for massive dilaton models . . . . .	238
28	Atomic clock constraints on $\beta_{AB}$ . . . . .	247
29	Atomic clock constraints on $(k_\alpha, k_\mu, k_q)$ . . . . .	251
30	Geometry of the wall of fundamental constants . . . . .	262

## List of Tables

1	Fundamental constants of the standard model of particle physics	16
2	Related constants of the standard model of particle physics . . .	19
3	Definitions of the meter and evolution of its uncertainties . . . .	29
4	Defining constants of the International System of units . . . . .	30
5	Comparison of the uncertainties CODATA-2017 vs new SI . . . .	30
6	Bounds on the Eötvös parameter $\eta$ . . . . .	42
7	Main cosmological parameters of the standard $\Lambda$ CDM model. .	50
8	Decoupling and screening mechanism . . . . .	77
9	Sensitivity coefficients of the binding energies of light elements on $(\alpha_{\text{EM}}, m_{\text{q}})$ . . . . .	92
10	Sensitivities $\lambda$ of atomic transitions to a variation of $(\alpha_{\text{EM}}, \bar{\mu}, g_A)$	96
11	Sensitivity parameters for clock comparison as defined in Eq. (123)	97
12	Systems considered to set constraints on the variation of the fundamental constants . . . . .	101
13	Experimental constraints obtained from the comparisons of atomic clocks. . . . .	109
14	Analysis of the Oklo data . . . . .	125
15	Main constraints on the variation of $\alpha_{\text{EM}}$ from the Oklo phe- nomena . . . . .	129
16	Properties of the nuclei used in $\alpha$ -decay studies . . . . .	131
17	Dedicated $\alpha_{\text{EM}}$ dataset . . . . .	142
18	Absorption spectra constraints on $x, y, F, F'$ and $G$ . . . . .	157
19	Molecular absorption spectra constraints on the variation of $\mu$ .	168
20	Emission spectra constraints on $\alpha_{\text{EM}}$ . . . . .	171
21	CMB constraints on $(m_{\text{e}}, H_0)$ in view of the Hubble tension. . .	184
22	Constraints on the variation of $\alpha_{\text{EM}}$ from CMB data. . . . .	185
23	Main dependencies of the 21 cm parameters in the $(\alpha_{\text{EM}}, m_{\text{e}})$ .	187
24	Constraints on a secular change of $G$ . . . . .	203
25	Dilatonic charges for the materials used to test the UFF . . . .	227
26	Characteristics of the Systems to constrain $\beta$ . . . . .	245
27	Expression of the $\beta$ coefficients . . . . .	245
28	Constraints on the couplings $\beta$ to the gravitational potential (Solar system) . . . . .	249
29	Constraints on $\mu$ and $\alpha_{\text{EM}}$ in strong field environments . . . .	255
30	Constraints on a cosmological dipolar modulation of $\alpha_{\text{EM}}$ . . .	261

## 1 Introduction

Fundamental constants appear everywhere in the mathematical formulation of the laws we use to describe the phenomena of nature. They seem to contain some truth about the properties of the physical world while their real nature seem to evade us. While initiated about one century ago, the interest of fundamental constants attracted little attention until the surprising claim by Webb et al. (1999) that quasar absorption spectra indicated that the fine structure constant was smaller in the past. This relaunched the interest on fundamental constants on two different but complementary fronts: (1) *theoretical* as a way to constrain deviations from General Relativity, the validity of which on astrophysical scales is questioned due to the need of *dark energy* and (2) *experimental* and *observational* motivated by both the necessity to confirm or infirm the claim by Webb et al. (1999) and by the developments of many complementary methods to test the constancy of fundamental constants on a large band of redshifts (Uzan 2003a), which has been recognized as a key issue in views of the current anomalies of our cosmological models (Peebles 2022). To finish, the new definition of the International System of units adopted in 2018 has radically changed the way we shall conceive the relations between constants and units, which give a third motivation for a better understanding of their nature.

The question of the constancy of the constants of physics was probably first addressed by Dirac (1937, 1938) who expressed, in his “Large Numbers hypothesis”, the opinion that very large (or small) dimensionless universal constants cannot be pure mathematical numbers and must not occur in the basic laws of physics. He suggested, on the basis of this purely numerological principle, that these large numbers should rather be considered as variable parameters characterizing the state of the universe. Dirac formed five dimensionless ratios among which<sup>1</sup>  $\delta \equiv H_0 \hbar / m_p c^2 \sim 2h \times 10^{-42}$  and  $\epsilon \equiv G \rho_0 / H_0^2 \sim 5h^{-2} \times 10^{-4}$  and asked the question of which of these ratios is constant as the universe evolves. Usually,  $\delta$  varies as the inverse of the cosmic time while  $\epsilon$  varies also with time if the universe is not described by an Einstein–de Sitter solution – i.e., when a cosmological constant, curvature or radiation are included in the cosmological model; see Eq. (456). Dirac then noticed that  $\alpha_G / \mu \alpha_{EM}$ , representing the relative magnitude of electrostatic and gravitational forces between a proton and an electron, was of the same order as  $H_0 e^2 / m_e c^2 = \delta \alpha_{EM} \mu$  representing the age of the universe in atomic units so that his five numbers can be “harmonized” if one assumes that  $\alpha_G$  and  $\delta$  vary with time and scale as the inverse of the cosmic time.

This numerological argument by Dirac is indeed not a physical theory but it opened many doors in the investigation on physical constants, both on questioning whether they are actually constant and on trying to understand

<sup>1</sup>  $H_0$  is the Hubble constant today,  $\rho_0$  the mean matter energy density today. The other constants are defined in Tables 1 and 2 and the definitions of the cosmological quantities are summarized in Appendix B.

the numerical values we measure. Both questions have initiated two fields of research, the first on the use of constant to test General Relativity on cosmological scales and, the second, more speculative, on ways to account for fine tunings, and in particular the one for life.

First, the implementation of Dirac’s phenomenological idea into a field-theory framework was proposed by [Jordan \(1937\)](#), who realized that the constants have to become dynamical fields. He proposed a theory where both the gravitational and fine-structure constants can vary ([Unzicker \(2009\)](#) and Section II of [Uzan \(2003a\)](#) provides a summary of some earlier attempts to quantify the cosmological implications of Dirac’s argument and to formulate alternatives). [Fierz \(1956\)](#) then realized that in such a case, atomic spectra shall become spacetime-dependent so that these theories can be observationally tested. Restricting to the sub-case in which only  $G$  can vary led to definition of the class of scalar-tensor theories of gravity, which were further explored by [Brans and Dicke \(1961\)](#). These theories was further generalized to obtain various functional dependencies for  $G$  in the formalization of universal scalar-tensor theories (see, e.g., [Damour and Esposito-Farèse 1992](#)). Today many extensions of General Relativity are, as we shall see, accompanied by the variation of some constants.

Second, [Dicke \(1961\)](#) pointed out that in fact the density of the universe is determined by its age, the later being related to the time needed to form galaxies, stars, heavy nuclei. . . . This led him to formulate that the presence of an observer in the universe places constraints on the physical laws that can be observed. In fact, what is meant by observer is the existence of (highly?) organized systems and this principle can be seen as a rephrasing of the question “why is the universe the way it is?” (see e.g. [Hogan 2000](#)). [Carter \(1974, 1983\)](#), who actually coined the term “anthropic principle”, showed that the numerological coincidences found by Dirac can be derived from physical models of stars and the competition between the weakness of gravity with respect to nuclear fusion. [Carr and Rees \(1979\)](#) then showed how one can scale up from atomic to cosmological scales only by using combinations of  $\alpha_{\text{EM}}$ ,  $\alpha_G$  and  $m_e/m_p$ .

To summarize, Dirac’s insight was to question whether some numerical coincidences between very large numbers, that cannot be themselves explained by the theory in which they appear, was a mere coincidence or whether it can reveal the existence of some new underlying physical laws. This paves the way to three main roads of investigation:

- how do we construct theories in which what were thought to be constants are in fact dynamical fields,
- how can we constrain, experimentally or observationally, the spacetime dependencies of the constants that appear in our physical laws
- how can we explain the values of the fundamental constants and the fine-tuning that seems to exist between their numerical values.

While “varying constants” may seem, at first glance, to be a cheap oxymoron, it has to be considered merely as jargon to be understood as “*revealing*

*new degrees of freedom and their coupling to the known fields of our theory,”* that is a powerful method to test, or eventually reveal, the existence of new fields beyond those of the standard model of particle physics and General Relativity. It has the advantage to be applicable on astrophysical scales and to complement the tests of General Relativity that rely on the large scale structure (see Uzan (2003b, 2007) for an early discussion of this complementarity). As such, the tests on the constancy of the fundamental constants are indeed very important tests of fundamental physics and of the laws of nature we are currently using. Detecting any such variation will indicate the need for new physical degrees of freedom in our theories, that is *new physics*.

Besides, given the rising number of anomalies in cosmology and the growing importance of the dark sector, constraints on the stability of fundamental constants have an important role to play in particular in their possibility to reveal a new long range composition dependent force and the need for an extension of General Relativity. This was discussed and highlighted for the first time in Uzan (2003b); see also Uzan (2007, 2010c). This point was recently raised by Peebles (2022) who argued for “a well- supported Fine-Structure Survey”, which is indeed what the *constantology* (Uzan 2003a; Uzan and Leclercq 2008) and  $\alpha$ -*cosmography* (Martins et al. 2022a) are supposed to be. We hope that the expansion of this field and the connection with fundamental physics and cosmology and the power of constants to reveal scalar field will be fully recognized, as well as their power to bridge local, astrophysical and cosmological scales, which allow them to input information on cosmological models beyond those of the large scale structure.

In order to use fundamental constants to set constraints on theories beyond the standard model, one needs to go to a series of complementary steps, which are all very technical, namely

1. it is necessary to understand and to model the physical systems used to set the constraints. In particular one needs to relate the effective parameters that can be observationally constrained to a set of fundamental constants. One also needs to list and understand all systematics a bad modelization of which could mimic a variation of a constant;
2. it is necessary to relate and compare different constraints that are obtained at different spacetime positions. This requires a spacetime dynamics and thus to specify a model as well as a cosmology. It follows that these constraints combining several systems at different redshifts are usually more model-dependent;
3. it is necessary to relate the variations of different fundamental constants in order to discuss degeneracies or to highlight amplifications.

Therefore, we shall start in Section 2.1 by recalling the links between the constants of physics and the theories in which they appear, as well as with metrology. This will offer a clear *definition of fundamental constants* and of their splitting as either *fundamental units* or *fundamental parameters*, each playing a deep but different role in the laws of physics. From a theoretical



point of view, the constancy of the fundamental constants is deeply linked with the equivalence principle and General Relativity. In Section 2.2 we recall this relation and in particular the link with the universality of free fall and then highlight the connection with cosmology and the dark sector in Section 2.3. We then consider two theoretical topics. First, Section 3 describes the *dynamical aspects*, that is the way to make constants dynamical, hence introducing gravity theories beyond General Relativity. Then, Section 4 addresses the *structural issue* of the connection between the variations of several constants as the consequence of unification. It must also describe the computation of the effective parameters required to interpret experiments and observations in terms of fundamental constants, focusing on nuclear and atomic physics. Then, we describe and summarize the various constraints that exist on the variation of non-gravitational constants and of the gravitational constant respectively in Sections 5 and 6. Section 7 describes the most popular models used to analyze the different constraints in a consistent way. We finish by a discussion on their spatial variations in Section 8 and then on the possibility to understand their numerical values in Section 9.

Various reviews have been written on this topic over the past years. I will refer to the first review by Uzan (2003a) as FVC03 and mention the following later reviews by Uzan (2004); Barrow (2005b); Bronnikov and Kononogov (2006); Karshenboim (2005a, 2006); García-Berro et al. (2007); Olive (2009b); Damour (2009); Uzan (2009, 2010b, 2015); Berengut and Flambaum (2010); Martins (2017) and I refer to Tiesinga et al. (2021) for the numerical values of the constants adopted in this review.

The present review builds on its previous version (Uzan 2011) of which it is an update. First, it contains a detailed description of the role of the fundamental constant in the new SI unit system. While it keeps the same organisation and notations, it updates all the constraints of the former version and includes new techniques that have been proposed since then. In particular, the debate on the results of quasar absorption spectra have witness a series of dedicated works and a deeper understanding. We shall mention huge progresses on the constraints from atomic clocks and their possible application in space and the improvements on the constraints of the violation of the universality of free fall. On the cosmological side, the cosmic microwave background and primordial nucleosynthesis predictions and observations have been improved as well as the constraints on spatial variations. New methods include molecular spectroscopy, the Sunyaev-Zel'dovich effect, and the use of gravitational waves. On the theory sides, many works have tried to clarify the relations between constants.

## 2 Constants and fundamental physics

### 2.1 Toward a definitions of fundamental constants

Any physical theories introduce various mathematical structures to describe the phenomena of nature. They involve various fields, symmetries and constants. These structures are postulated in order to construct a mathematically-consistent description of the known physical phenomena in the most unified and simple way. As such they reflect empirical choices guided by some principles and intuition. Hence, they need to be well-defined and confirmed by experiment.

We define the fundamental constants of a physical theory as *any parameter that cannot be explained by this theory*.

Indeed, we are often dealing with other constants that in principle can be expressed in terms of these fundamental constants. The existence of these two sets of constants is important and arises from two different considerations. From a theoretical point of view we would like to extract the minimal set of fundamental constants, but often these constants are not directly measurable. From a more practical point of view, we need to measure constants, or combinations of them, which allow us to reach the highest accuracy.

Therefore, these fundamental constants are *contingent quantities* that can only be measured. Such parameters have to be assumed constant in this theoretical framework for two reasons:

- from a *theoretical point of view*: the postulated framework does not provide any way to compute these parameters, i.e., it does not have any equation of evolution for them since otherwise it would be considered as a dynamical field,
- from an *experimental point of view*: these parameters can only be measured. If the theories in which they appear have been validated experimentally, it means that, at the precisions of these experiments, these parameters have indeed been checked to be constant, as required by the necessity of the reproducibility of experimental results.

This means that testing for the constancy of these parameters is a test of the theories in which they appear and allow to extend our knowledge of their domain of validity. This also resonates with the definition by Weinberg (1983b) who stated that they cannot be calculated in terms of other constants “...not just because the calculation is too complicated (as for the viscosity of water) but because we do not know of anything more fundamental”.

This has a series of implications. *First*, the list of fundamental constants to consider depends on our theories of physics and, thus, on time. Indeed, when introducing new, more unified or more fundamental, theories the number of

constants may change so that this list reflects both our knowledge of physics and, more important, our ignorance. *Second*, it also implies that some of these fundamental constants can become dynamical quantities in a more general theoretical framework so that the tests of the constancy of the fundamental constants are tests of fundamental physics, which can reveal that what was thought to be a fundamental constant is actually a field whose dynamics cannot be neglected. If such fundamental constants are actually dynamical fields it also means that the equations we are using are only approximations of other and more fundamental equations, in a kind of adiabatic limit, and that an equation for the evolution of this new field has to be obtained.

The reflections on the nature of the constants and their role in physics are numerous. We refer to the books by [Barrow \(2002\)](#); [Uzan and Lehoucq \(2005\)](#); [Fritzsche \(2009a\)](#); [Uzan and Leclercq \(2008, 2020\)](#) and to [Weinberg \(1983b\)](#); [Okun \(1996\)](#); [Bjorken \(2001\)](#); [Duff et al. \(2002\)](#); [Wilczek \(2007\)](#); [Fritzsche \(2009b\)](#); [Volovik \(2009\)](#); [Langacker \(2017\)](#) for various discussions of this issue that we cannot develop at length here. This paragraph summarizes some of the properties of the fundamental constants that need to be kept in mind.

### 2.1.1 Characterizing the fundamental constants

Physical constants seem to play a central role in our physical theories since, in particular, they determined the magnitudes of the physical processes. Let us sketch briefly some of their main properties.

#### *How many fundamental constants shall we consider?*

The set of constants, which are conventionally considered as fundamental ([Flowers and Petley 2001](#)) consists of the electron charge  $e$ , the electron mass  $m_e$ , the proton mass  $m_p$ , the reduced Planck constant  $\hbar$ , the velocity of light in vacuum  $c$ , the Avogadro constant  $N_A$ , the Boltzmann constant  $k_B$ , the Newton constant  $G$ , the permeability and permittivity of space,  $\varepsilon_0$  and  $\mu_0$ . The latter had a fixed exact value in the SI system of unit before 2018 ( $\mu_0 = 4\pi \times 10^{-7} \text{ H m}^{-1}$ ), which was implicit in the definition of the Ampere;  $\varepsilon_0$  is then fixed by the relation  $\varepsilon_0\mu_0 = c^{-2}$  (See § 2.2 below for discussion on the new SI).

However, it is clear that this cannot correspond to the list of the fundamental constants, as defined earlier as the free parameters of the theoretical framework at hand. To identify such a list we must specify this framework since it is clear that one cannot discuss fundamental constants without first defining the theoretical framework assumed to give the most fundamental description of nature. As discussed in the previous section, fundamental constants are the unknown constant parameters of this fundamental theory so that this list has evolved with our understanding of physics (see [Uzan and Lehoucq \(2005\)](#) for a documented history of the evolution of the fundamental constants).

**Table 1** List of the fundamental constants of our standard model. See [Tiesinga et al. \(2021\)](#) for further details on the measurements. It is important to stress that, since the detection of the Higgs boson, all free parameters of the standard model have been measured, which makes it a fully predictive theory.

Constant	Symbol	Value
Speed of light	$c$	$299\,792\,458\text{ m s}^{-1}$
Planck constant	$h$	$6.626\,070\,15 \times 10^{-34}\text{ J s}$
Planck constant (reduced)	$\hbar$	$1.054\,571\,817 \dots \times 10^{-34}\text{ J s}$
Newton constant	$G$	$6.674\,30(15) \times 10^{-11}\text{ m}^2\text{ kg}^{-1}\text{ s}^{-2}$
Charge of the electron	$e$	$1.602\,176\,634 \times 10^{-19}\text{ C}$
Weak coupling constant (at $m_Z$ )	$g_2(m_Z)$	$0.6520 \pm 0.0001$
Strong coupling constant (at $m_Z$ )	$g_3(m_Z)$	$1.221 \pm 0.022$
Weinberg angle	$\sin^2 \theta_W(91.2\text{ GeV})_{\overline{\text{MS}}}$	$0.231\,21 \pm 0.00004$
Electron Yukawa coupling	$h_e$	$2.94 \times 10^{-6}$
Muon Yukawa coupling	$h_\mu$	$0.000607$
Tauon Yukawa coupling	$h_\tau$	$0.0102156$
Up Yukawa coupling	$h_u$	$0.000016 \pm 0.000007$
Down Yukawa coupling	$h_d$	$0.00003 \pm 0.00002$
Charm Yukawa coupling	$h_c$	$0.0072 \pm 0.0006$
Strange Yukawa coupling	$h_s$	$0.0006 \pm 0.0002$
Top Yukawa coupling	$h_t$	$1.002 \pm 0.029$
Bottom Yukawa coupling	$h_b$	$0.026 \pm 0.003$
Quark CKM matrix angle	$\sin \theta_{12}$	$0.22650 \pm 0.00048$
	$\sin \theta_{23}$	$0.04053^{+0.00083}_{-0.00061}$
	$\sin \theta_{13}$	$0.00361^{+0.00011}_{-0.00009}$
Quark CKM matrix phase	$\delta_{\text{CKM}}$	$1.196^{+0.045}_{-0.043}$
Higgs potential quadratic coefficient	$\hat{\mu}$	$\simeq 88.4\text{ GeV}$
Higgs potential quartic coefficient	$\lambda$	$\simeq 0.13$
QCD vacuum phase	$\theta_{\text{QCD}}$	$< 10^{-10}$

Today, gravitation is described by General Relativity, and the three other interactions and the matter fields are described by the standard model of particle physics. It follows that one has to consider 22 unknown constants (i.e., 19 unknown dimensionless parameters): the Newton constant  $G$ , 6 Yukawa couplings for the quarks ( $h_u, h_d, h_c, h_s, h_t, h_b$ ) and 3 for the leptons ( $h_e, h_\mu, h_\tau$ ), 2 parameters of the Higgs field potential ( $\hat{\mu}, \lambda$ ), 4 parameters for the Cabibbo–Kobayashi–Maskawa matrix (3 angles  $\theta_{ij}$  and a phase  $\delta_{\text{CKM}}$ ), 3 coupling constants for the gauge groups  $SU(3)_c \times SU(2)_L \times U(1)_Y$  ( $g_1, g_2, g_3$  or equivalently  $g_2, g_3$  and the Weinberg angle  $\theta_W$ ), and a phase for the QCD vacuum ( $\theta_{\text{QCD}}$ ), to which one must add the speed of light  $c$  and the Planck constant  $h$ . See Table 1 for a summary and their numerical values.

Again, this list of fundamental constants relies on what we accept as a fundamental theory. Today we have many hints that the standard model of particle physics has to be extended, in particular to include the existence of massive neutrinos. Such an extension comes with at least seven new constants (3 Yukawa couplings and 4 Maki–Nakagawa–Sakata (MNS) parameters, similar to the CKM parameters). On the other hand, the number of constants can

decrease if some unifications between various interaction exist (see Sect. 4.1 for more details) since the various coupling constants may be related to a unique coupling constant  $\alpha_U$  and an energy scale of unification  $m_u$  through

$$\alpha_i^{-1}(E) = \alpha_U^{-1} + \frac{b_i}{2\pi} \ln \frac{m_u}{E},$$

where the  $b_i$  are numbers, that depend on the explicit model of unification. Note that this would also imply that the variations, if any, of various constants shall be correlated.

#### *Relation to other usual constants*

The free parameters of the standard model are related to various constants that appear in this review (see Table 2) and actually to all the other constants of physics but also of other fields.

First, the quartic and quadratic coefficients of the Higgs field potential are related to the Higgs mass and vev,

$$m_H = \sqrt{-\hat{\mu}^2/2} \quad \text{and} \quad v = \sqrt{-\hat{\mu}^2/\lambda}.$$

The latter is related to the Fermi constant is derived from the  $\mu$ -lifetime as (see Section 10 of Navas et al. (2024))

$$G_F = (v^2 \sqrt{2})^{-1} = 1.166\,378\,8(6) \times 10^{-5} \text{ GeV}^{-2},$$

which imposes that  $v = (246.7 \pm 0.2) \text{ GeV}$ . Since its discovery, the Higgs mass has been measured with increasing precision to reach, thanks to the ATLAS experiment at CERN, the unprecedented precision of 0.09%,  $m_H = (125.20 \pm 0.11) \text{ GeV}$  (ATLAS 2023).

Then, the masses of the quarks and leptons are related to their Yukawa couplings and the Higgs vev by  $m = hv/\sqrt{2}$ . Note however that, due to the long-distance confining property of the strong QCD interaction, free quarks have never been observed. All quarks but the top hadronize, i.e., become part of a meson or baryon, on a timescale of order  $1/\Lambda_{\text{QCD}}$ , the top decaying before it can hadronize. This implies that the question of what is meant by the quark mass is a complex one, which requires one to adopt a specific prescription; see Section 9 of Navas et al. (2024). Perturbatively, one can use the prescription of the pole mass  $m_q$  of the divergence of the quark propagator as a definition which, while close to the physical picture of mass, however suffers from ambiguities of order  $\Lambda_{\text{QCD}}$  when relating it to observable quantities. This anticipates the difficult discussion on the relations between the free parameters of the standard model and the observables and nuclear properties.

The values of the gauge couplings depend on energy via the renormalization group so that they are given at a chosen energy scale, here the mass of the  $Z$ -boson,  $m_Z$ .  $g_1$  and  $g_2$  are related by the Weinberg angle as

$$g_1 = g_2 \tan \theta_W.$$

The electromagnetic coupling constant is not  $g_1$  since  $SU(2)_L \times U(1)_Y$  is broken to  $U(1)_{\text{elec}}$  so that

$$g_{\text{EM}}(m_Z) = e = g_2(m_Z) \sin \theta_W. \quad (1)$$

Defining the fine-structure constant as  $\alpha_{\text{EM}} = g_{\text{EM}}^2/\hbar c$ , the (usual) zero energy electromagnetic fine structure constant can be extracted from the anomalous magnetic moment of the electron,  $a_e = (1159652180.59 \pm 0.13) \times 10^{-12}$  applying QED corrections up to five loops allows one to extract to get  $\alpha_{\text{EM}} = 1/137.035999166(15)$  (Fan et al. 2023). It has to be noted that the combination of the measurements of the Rydberg constant and atomic masses with interferometry of atomic recoil kinematics of  $^{87}\text{Rb}$  and  $^{133}\text{Cs}$  leads to  $\alpha_{\text{EM}} = 1/137.035999206(11)$  (Morel et al. 2020) and  $\alpha_{\text{EM}} = 1/137.035999046(27)$  (Parker et al. 2018) respectively. It is to be noted that these two latter values differ by  $5.5\sigma$ ! Combining all the latest data yields the world average  $\alpha_{\text{EM}} = 1/137.035999178(8)$ , which differs from the CODATA recommended value at  $Q^2 = 0$   $\alpha_{\text{EM}} = 1/137.035999084(21)$ , which is the value we report in Table 2, even though it does not use the latest experimental inputs. We refer to Section 10 of Navas et al. (2024) for a discussion of these values and their differences.

From electroweak renormalization schemes, one can characterize the running of  $\alpha_{\text{EM}}$  on the energy scale of the process with, given the discussion of the previous paragraph,  $\alpha_{\text{EM}} \simeq 1/137.036$  at very low energy, i.e., close to the Thomson limit. The running has been observed in small and large angle Bhabha scattering (Abbiendi et al. 2006; Achard et al. 2005). At energies larger than a few MeV, the hadronic contribution to vacuum polarization introduces a theoretical uncertainty in the determination of  $\alpha_{\text{EM}}$ . Using the modified minimal subtraction (MS) scheme and  $\alpha_s(m_Z) = 0.1187 \pm 0.0017$ , one gets

$$\alpha_{\text{EM}}(m_Z) = 1/(1127.930 \pm 0.008),$$

that corresponds to the quark contribution (without the top) to the conventional (on-shell) QED coupling

$$\alpha_{\text{EM}}(m_Z) = \frac{\alpha_{\text{EM}}}{1 - \Delta\alpha_{\text{EM}}(m_Z)}$$

with  $\Delta\alpha_{\text{EM}}(m_Z) = 0.02783 \pm 0.00006$ . We refer to Table 10.1 of Navas et al. (2024) for the various evaluations of  $\Delta\alpha_{\text{EM}}(m_Z)$ . This already illustrates the model-dependence that will enter the relation between the QCD parameters and the low energy quantities, even when one sticks to the standard model.

We define the QCD energy scale,  $\Lambda_{\text{QCD}}$ , as the energy at which the strong coupling constant diverges. Note that it implies that  $\Lambda_{\text{QCD}}$  also depends on the Higgs and fermion masses through threshold effects.

More familiar constants, such as the masses of the proton and the neutron are, as we shall discuss in more detail below (see Sect. 4.2), more difficult to relate to the fundamental parameters because they depend not only on the masses of the quarks but also on the electromagnetic and strong binding energies.

**Table 2** List of some related constants that appear in our discussions. See [Navas et al. \(2024\)](#).

Constant	Symbol	Value
Electromagnetic coupling constant	$g_{\text{EM}} = e = g_2 \sin \theta_W$	$0.313429 \pm 0.000022$
Higgs mass	$m_H$	$(125.20 \pm 0.11) \text{ GeV}$
Higgs vev	$v$	$(246.7 \pm 0.2) \text{ GeV}$
Fermi constant	$G_F = 1/\sqrt{2}v^2$	$1.166\,378\,8(6) \times 10^{-5} \text{ GeV}^{-2}$
Mass of the $W^\pm$	$m_W$	$80.369\,2(133) \text{ GeV}$
Mass of the $Z^0$	$m_Z$	$91.188\,0(20) \text{ GeV}$
Fine structure constant	$\alpha_{\text{EM}}$	$1/137.035\,999\,084(21)$
Fine structure constant at $m_Z$	$\alpha_{\text{EM}}(m_Z)$	$1/(1127.930 \pm 0.008)$
Weak structure constant at $m_Z$	$\alpha_W(m_Z)$	$0.03383 \pm 0.00001$
Strong structure constant at $m_Z$	$\alpha_S(m_Z)$	$0.118\,0(9)$
Gravitational structure constant	$\alpha_G = Gm_p^2/\hbar c$	$\sim 5.905 \times 10^{-39}$
Electron mass	$m_e = h_e v/\sqrt{2}$	$510.998\,950\,00(15) \text{ keV}$ $9.1093837015(28) \times 10^{-31} \text{ kg}$
Mu mass	$m_\mu = h_\mu v/\sqrt{2}$	$(105.658\,375\,5 \pm 0.000\,002\,3) \text{ MeV}$
Tau mass	$m_\tau = h_\tau v/\sqrt{2}$	$1776.93 \pm 0.09 \text{ MeV}$
Up quark mass	$m_u = h_u v/\sqrt{2}$	$(2.16 \pm 0.07) \text{ MeV}$
Down quark mass	$m_d = h_d v/\sqrt{2}$	$(4.70 \pm 0.07) \text{ MeV}$
Strange quark mass	$m_s = h_s v/\sqrt{2}$	$(93.5 \pm 0.8) \text{ MeV}$
Charm quark mass	$m_c = h_c v/\sqrt{2}$	$(1.2730 \pm 0.0046) \text{ GeV}$
Bottom quark mass	$m_b = h_b v/\sqrt{2}$	$(4.183 \pm 0.007) \text{ GeV}$
Top quark mass	$m_t = h_t v/\sqrt{2}$	$(172.57 \pm 0.29) \text{ GeV}$
QCD energy scale	$\Lambda_{\text{QCD}}$	$(190 - 240) \text{ MeV}$
Mass of the proton	$m_p$	$938.272\,088\,16(29) \text{ MeV}$ $1.672\,621\,923\,69(51) \times 10^{-27} \text{ kg}$
Mass of the neutron	$m_n$	$939.565\,420\,52(54) \text{ MeV}$
proton-neutron mass difference	$Q_{np}$	$(1.293\,332\,4 \pm 0.000\,000\,5) \text{ MeV}$
Proton-to-electron mass ratio	$\mu = m_p/m_e$	$1836.152\,673\,43(11)$
Electron-to-proton mass ratio	$\bar{\mu} = m_e/m_p$	$1/1836.152\,673\,43(11)$
$d - u$ quark mean mass	$m_q = (m_u + m_d)/2$	$(2.5 - 5.0) \text{ MeV}$
$d - u$ quark mass difference	$\delta m_q = m_d - m_u$	$(0.2 - 4.5) \text{ MeV}$
Proton gyromagnetic factor	$g_p$	$5.586$
Neutron gyromagnetic factor	$g_n$	$-3.826$
Rydberg constant	$R_\infty$	$10\,973\,731.568\,527(73) \text{ m}^{-1}$
Photon mass	$m_\gamma$	$< 10^{-18} \text{ eV}$
Photon charge	$q_\gamma$	$< 10^{-35} e$
Graviton mass	$m_g$	$< 1.76 \times 10^{-23} \text{ eV}$

*Are some constants more fundamental than others?*

As pointed-out by [Lévy-Leblond \(1979\)](#), all constants of physics do not play the same role, and some have a much deeper role than others. Following his analysis, we can define three classes of fundamental constants,

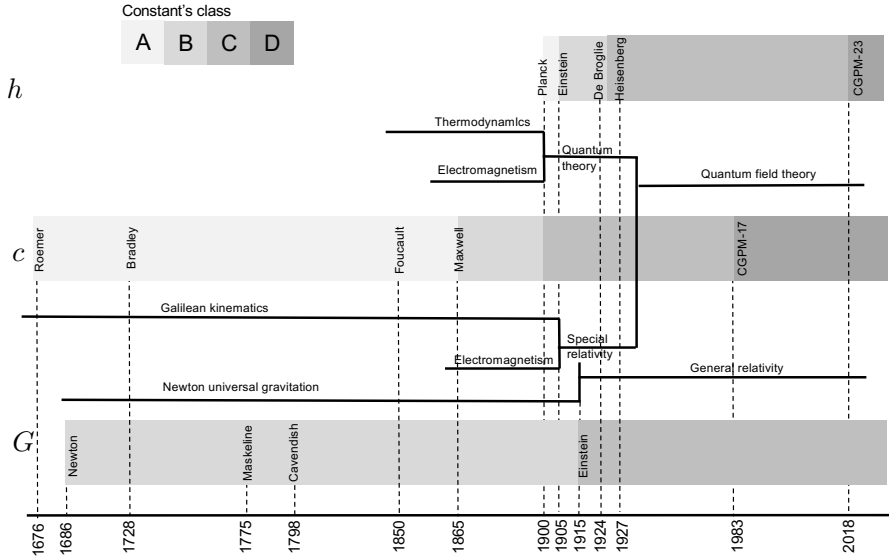
- *class A* being the class of the constants characteristic of a particular system,
- *class B* being the class of constants characteristic of a class of physical phenomena,
- *class C* being the class of universal constants.

Indeed, the status of a constant can change with time and our understanding of the laws of nature; see [Fig. 1](#). For instance, the velocity of light was initially

a class A constant (describing a property of light alone), which then became a class B constant when it was realized within Maxwell theory that light electromagnetic phenomena so that its velocity was a general property of all electromagnetic waves and as such related to the vacuum permeability and permittivity. To finish, it ended as a type C constant: it enters special relativity and is related to the notion of causality, whatever the physical phenomena at stakes. It has even become a much more fundamental constant: since 1983 it enters in the definition of the meter ([Petley 1983](#)) (see [Uzan and Lehoucq 2005](#) for a more detailed discussion). We thus define

- *class D* being the class of the dimensionful constants that enter the definition of units.

This classification has to be contrasted with the proposition of [Wilczek \(2007\)](#) to distinguish the standard model free parameters as the gauge and gravitational couplings (which are associated to internal and spacetime curvatures) and the other parameters entering the accommodation of inertia in the Higgs sector.



**Fig. 1** (Over-simplified) timeline of the evolution of the status of the three fundamental constants  $c$ ,  $G$  and  $h$  that are used to define the Planck units. Only the gravitational constant does not enter the definition of the International System of units. The changes of status of these three constants is related to unification between different physical theories and the emergence of new concepts such as *spacetime* and *wave function* that unified previous non-commensurable concepts (space and times, wave and particle) thanks to one constant. From [Uzan and Lehoucq 2005](#).



### *Relation with physical laws*

As explained in the previous paragraph, [Lévy-Leblond \(1979\)](#) proposed to rank the constants in terms of their universality and he proposed that only three constants be considered to be of class C, namely  $G$ ,  $\hbar$  and  $c$ . He pointed out two important roles of these constants in the laws of physics.

First, they act as *concept synthesizer* during the process of our understanding of the laws of nature: contradictions between existing theories have often been resolved by introducing new concepts that are more general or more synthetic than older ones. Constants build bridges between quantities that were thought to be incommensurable and thus allow for new concepts to emerge. For example the speed of light  $c$  underpins the synthesis of space and time while the Planck constant  $\hbar$  allowed one to relate the concept of energy and frequency and the gravitational constant  $G$  creates a link between matter and space-time.

Second, it follows that these constants are related to the *domains of validity* of these theories. For instance, as soon as velocity approaches  $c$ , relativistic effects become important and cannot be neglected. On the other hand, for speed much below  $c$ , Galilean kinematics is sufficient. Similarly the Planck constant signals when quantum theory has to be used since if the action  $S$  of a system greatly exceeds the value  $\hbar$ , classical mechanics will be appropriate to describe this system.

Third, these two constants are also *related to two universal principles*, i.e., that are independent on the exact form of the law of natures:  $c$  is related to causality and  $\hbar$  to the quantum uncertainty principle. These two principles lie above the specific formulation of a precise field theory. No such principle associated to  $G$  has been exhibited (see [Uzan and Lehoucq \(2005\)](#) for a detailed discussion) even though, within General Relativity, one can identify it to a measure of the universal elasticity of spacetime to any matter form. [Fig 1](#) summarizes the (simplified) evolution of the status of these 3 constants in regards of the evolution of theoretical physics theories.

Hence, while the place of  $c$  (related to the notion of causality) and  $\hbar$  (related to the quantum) in this list are well argued, the place of  $G$  remains debated since it is thought that it will have to be replaced by some energy scale of a quantum theory of gravity.

### *Evolutions*

There are many ways the list of constants can change with our understanding of physics.

First, *new constants may appear* when new systems or new physical laws are discovered; this is, for instance, the case of the charge of the electron or more recently the gauge couplings of the nuclear interactions.

A constant can also *move from one class to a more universal class*. An example is that of the electric charge, initially of class A (characteristic of the electron), which then became class B when it was understood that it characterizes the strength of the electromagnetic interaction.

A constant can also *disappear* from the list, because it is either replaced by more fundamental constants (e.g., the Earth acceleration due to gravity and the proportionality constant entering Kepler law both disappeared because they were “explained” in terms of the Newton constant and the mass of the Earth or the Sun) or because it can happen that a better understanding of physics teaches us that two hitherto distinct quantities have to be considered as a single phenomenon (e.g., the understanding by Joule that heat and work were two forms of energy led to the fact that the Joule constant, expressing the proportionality between work and heat, lost any physical meaning and became a simple conversion factor between units used in the measurement of heat (calories) and work (Joule). Nowadays the calorie has fallen in disuse.

Indeed demonstrating that a constant is varying will have direct implications on our list of constants since it would mean that it has to be replaced by a field, the dynamics of which will introduce new constant parameters that would need (1) to be measurable and measured for the theory to be predictive and (2) related to the former “constant” it replaces is some limiting regime. This also means that the usual dictionary definitions of most dictionaries shall be modified since a constant cannot be defined by the property that “they do not change with time”, that is by the empirical statement that shall be tested and as a consequence cannot be elevated to a category.

### *Conclusion*

The evolution of the number, status of the constants teaches us a lot about the evolution of the ideas and theories in physics since they reflect the birth of new concepts, their evolution and unification with other ones. Fundamental constants are both an door on new physics and a pedagogical way to illustrate the evolution of ideas in physics. The discussion of this paragraph highlights that they cannot be defined without a set of reference theories of which they are the undetermined free parameters that, indeed, cannot be determined by these theories and hence must be measurable and measured for it to be fully predictive. This discussion also illustrates that an inadequate definition may lead to the conclusion that the question “Are the constants varying?” is a dull oxymoron while it is actually a deep question on the domain of validity of the theories that are used to describe nature. Constants stand at the crossroads between theoretical physics and history of science, offering to both a guideline to read the status and evolution of our physical theories. As we shall see, being among the most fundamental concepts of a theory, they have also modified the way we think physical units.

#### *2.1.2 Constants and metrology*

Since we cannot compute them in the theoretical framework in which they appear, it is a crucial property of the fundamental constants (but in fact of all the constants) that their value can be measured. The relation between constants and metrology is a huge subject to which we just draw the attention

on some selected aspects, specially in view of the redefinition of the International System of units that was adopted on November 16<sup>th</sup> 2018, placing constants at the heart of metrology. For more discussions, see [Birge \(1929\)](#) and [Karshenboim \(2005c,a\)](#).

The introduction of constants in physical laws is closely related to the existence of systems of units. For instance, Newton's law states that the gravitational force between two masses is proportional to each mass and inversely proportional to the square of their separation. To transform the proportionality to an equality one requires the use of a quantity with dimension of  $\text{m}^3 \text{kg}^{-1} \text{s}^{-2}$  independent of the separation between the two bodies, of their masses, of their composition (equivalence principle) and on the position (local position invariance). With an other system of units the numerical value of this constant could have simply been anything. Indeed, the numerical value of any constant crucially depends on the definition of the system of units.

#### *The need for constants*

For centuries, physical laws were expressed only with dimensional numbers. For instant, considering falling bodies from different heights, Galileo established a scaling relation between the height  $h$  and duration  $t$  of the fall,

$$\frac{h_1}{h_2} \propto \left( \frac{t_1}{t_2} \right)^2,$$

which implies no constant at all. This is a pure comparison between the evolution of two physical systems. Hence no need for units and constants. The drawback is that the comparison has to be performed locally. Hence, one can think of the introduction of units system as the invention of some abstract reference physical systems to which one can compare local experimental measurements. It follows that we would rewrite the previous law of falling bodies as

$$\frac{h}{1 \text{ m}} \propto \left( \frac{t}{1 \text{ s}} \right)^2,$$

and then as

$$h = \frac{1}{2}gt^2$$

with  $g$  a constant of proportionality which shall be independent of  $h$ ,  $t$  and the mass, with dimension of an acceleration. It is clear that the units used to report the value of  $g$  and to measure  $h$  and  $t$  have to be consistent so that the numerical value of  $g$  depends in the choice of the abstract reference physical system (i.e., the units system) to which the experiment is compared.

Hence, the introduction of constants and units are related and they allow for a globalisation of the comparison of experiments performed at different epoch and different laboratories. Indeed the system of units is completely arbitrary, and thus the numerical values of the dimensionful constants. We shall now describe in more details the various connections between constants and units.

### *Measuring constants*

The determination of the laboratory value of constants relies mainly on the measurements of lengths, frequencies, times, . . . (see [Petley 1985](#) for a treatise on the measurement of constants, and [Flowers and Petley \(2001\)](#) for a review). Hence, any question on the variation of constants is linked to the definition of the system of units and to the theory of measurement. The behavior of atomic matter is determined by the value of many constants. As a consequence, if, e.g., the fine-structure constant is spacetime dependent, the comparison between several devices such as clocks and rulers will also be spacetime dependent. This dependence will differ from one clock to another so that metrology becomes both *device and spacetime dependent*, a property that will actually be used to construct tests of the constancy of the constants since it questions the reproductibility of experiments.

Indeed *a measurement is always a comparison between two physical systems of the same dimensions*. This is thus a relative measurement, which gives as result a pure number. This trivial statement is oversimplifying since in order to compare two similar quantities measured separately, one needs to perform a number of comparisons. In order to reduce the number of comparisons (and in particular to avoid creating every time a chain of comparisons), a certain set of them has been included in the definitions of units. Each units can then be seen as an abstract physical system, which has to be realized effectively in the laboratory, and to which another physical system is compared. A measurement in terms of these units is usually called an absolute measurement. Most fundamental constants are related to microscopic physics and their numerical values can be obtained either from a pure microscopic comparison (as is, e.g., the case for  $m_e/m_p$ ) or from a comparison between microscopic and macroscopic values (for instance to deduce the value of the mass of the electron in kilogram). This shows that the choice of the units has an impact on the accuracy of the measurement since the pure microscopic comparisons are in general more accurate than those involving macroscopic physics. *This implies that only the variation of dimensionless constants can be measured and in case such a variation is detected, it is impossible to determine, which dimensional constant is varying* ([Ellis and Uzan 2005](#)).

It is also important to stress that in order to deduce the value of constants from an experiment, one usually needs to use theories and models. An example ([Karshenboim 2005a](#)) is provided by the Rydberg constant. It can easily be expressed in terms of some fundamental constants as  $R_\infty = \alpha_{\text{EM}}^2 m_e c / 2h$ . It can be measured from, e.g., the triplet  $1s - 2s$  transition in hydrogen, the frequency of which is related to the Rydberg constant and other constants by assuming QED so that the accuracy of  $R_\infty$  is much lower than that of the measurement of the transition. This could be solved by defining  $R_\infty$  as  $4\nu_{\text{H}}(1s - 2s)/3c$  but then the relation with more fundamental constants would be more complicated and actually not exactly known. This illustrates the relation between a practical and a fundamental approach and the limitation arising from the fact that we often cannot both exactly calculate and directly

measure some quantity. Note also that some theoretical properties are plugged in the determination of the constants.

The laboratory determination of the fine structure constant  $\alpha_{\text{EM}}$  arises from the comparison of theory and experiment for anomaly  $a_e = (|g_e| - 2)/2$  of the electron magnetic-moment  $\mu_e = g_e e s / 2m_e$ ,  $s$  being its spin. It inherits contributions from the pure QED, predominantly electroweak, and predominantly hadronic sectors (Mohr et al. 2016). The most accurate measurement of  $a_e$  was obtained from a single electron that was suspended for months at a time in a cylindrical Penning trap (Hanneke et al. 2008) leading to  $\alpha_{\text{EM}}^{-1} = 137.035999084(51)$ . It can also be obtained from the expression  $\alpha_{\text{EM}}^2 = 2R_\infty(M/m_e)(h/M)/c$  (Wicht et al. 2002). Using a Bloch oscillations of  $^{87}\text{Rb}$  atoms in an optical lattice, Bouchendira et al. (2013) determined  $h/M_{\text{Rb}}$  and deduced  $\alpha_{\text{EM}}^{-1} = 137.035999037(91)$ . The agreement of these determinations of the fine structure constant is a strong validation of QED and of the standard model.

As a conclusion, let us recall that (i) in general, the values of the constants are not determined by a direct measurement but by a chain involving both theoretical and experimental steps, (ii) they depend on our theoretical understanding, (iii) the determination of a self-consistent set of values of the fundamental constants results from an adjustment to achieve the best match between theory and a defined set of experiments (which is important because we actually know that the theories are only good approximation and have a domain of validity) (iv) that the system of units plays a crucial role in the measurement chain, since for instance in atomic units, the mass of the electron could have been obtained directly from a mass ratio measurement (even more precise!) and (v) fortunately the test of the variability of the constants does not require *a priori* to have a high-precision value of the considered constants.

### System of units

Thus, one needs to define a coherent system of units. This has a long, complex and interesting history that was driven by simplicity and universality but also by increasing stability and accuracy (Barrow 2002; Uzan and Leclercq 2008; LNE 2019; Boudjaaba et al. 2019; Tzalenchuk et al. 2022).

Originally, the sizes of the human body were mostly used to measure the length of objects (e.g., the foot and the thumb gave *feet* and *inches*) and some of these units can seem surprising to us nowadays (e.g., the *span* was the measure of hand with fingers fully splayed, from the tip of the thumb to the tip of the little finger). Similarly weights were related to what could be carried in the hand: the pound, the ounce, the dram. . . . Needless to say, this system had a few disadvantages since each country, region has its own system (for instance in France there was more than 800 different units in use in 1789). The need to define a system of units based on natural standard led to several propositions to define a standard of length (e.g., the *mille* by Gabriel Mouton in 1670 defined as the length of one angular minute of a great circle on the Earth or the length of the pendulum that oscillates once a second by Jean Picard and Christiaan Huygens). The real change happened during the French Revolution during

which the idea of a universal and non anthropocentric system of units arose. In particular, the Assemblée Nationale Constituante adopted the principle of a uniform system of weights and measures on 8 May 1790 and, in March 1791 a decree (these texts are reprinted in [Uzan and Lehoucq 2005](#)) was voted, stating that a quarter of the terrestrial meridian would be the basis of the definition of the *meter* (from the Greek metron, as proposed by Borda): a meter would henceforth be one ten millionth part of a quarter of the terrestrial meridian. Similarly the *gram* was defined as the mass of one cubic centimeter of distilled water (at a precise temperature and pressure) and the second was defined from the property that a mean Solar day must last 24 hours.

To make a long story short, this led to the creation of the metric system and then of the signature of *La convention du mètre* in 1875. Since then, the definition of the units has evolved significantly. First, the definition of the meter was related to more immutable systems than our planet, which, as pointed out by Maxwell in 1870, was an arbitrary and inconstant reference. He then suggested that atoms may be such a universal reference<sup>2</sup>. In 1960, the International Bureau of Weights and Measures (BIPM) established a new definition of the meter as the length equal to 1650763 wavelengths, in a vacuum, of the transition line between the levels  $2p_{10}$  and  $5d_5$  of krypton-86. Similarly the rotation of the Earth was not stable enough for a reference. It was proposed in 1927 by André Danjon to use the tropical year as a reference, as adopted in 1952. In 1967, the second was then related to an atomic transition, defined as the duration of 9 162 631 770 periods of the transition between the two hyperfine levels of the ground state of caesium-133. To finish, it was decided in 1983, that the meter shall be defined by fixing the value of the speed of light in vacuum to  $c = 299\,792\,458\text{ m s}^{-1}$  and we refer to [BIPM \(2006\)](#) for an up to date description of the SI system. Note that this version of the SI definition assumes that the permittivity of vacuum  $\mu_0$  is also fixed so that the permeability of vacuum  $\epsilon_0$  is also fixed.

This summary illustrates that the system of units is a human product and all SI definitions are historically based on non-relativistic classical physics and slowly drifted to quantum defined units since quantum technologies allow for a much lower uncertainty and a better control. The changes in the definitions were driven by the will to use more stable and more fundamental quantities so that they closely follow the progress of physics. This system has been created for legal use and indeed the choice of units is not restricted to SI.

### *SI systems and the number of basic units*

<sup>2</sup> In his 1870 address, J.C. Maxwell states “If we wish to obtain standards of length, time and mass which shall be absolutely permanent, we must seek them not in the dimensions, or motion or the mass of our planet, but in the wavelength, the period of vibration, and absolute mass of these imperishable and unalterable and perfectly similar molecules.” This is the reason why he proposed to use the properties of what he thought were the most fundamental objects of nature at his time, namely atoms (which he then called molecules). Indeed, and as he explained, if a structure is truly fundamental, it cannot change in time. It is imperishable and unalterable. It follows that these references are to be found, as already discussed, in the most fundamental theories and in particular in its constants.

The International System (SI) of Units defines seven basic units (see [BIPM \(2006\)](#) for details): the meter (m), second (s) and kilogram (kg), the ampere (A), kelvin (K), mole (mol) and candela (cd), from which one defines secondary units. While needed for pragmatic reasons, this system of units is unnecessarily complicated from the point of view of theoretical physics. In particular, the kelvin, mole and candela are derived from the four other units since temperature is actually a measure of energy, the candela is expressed in terms of energy flux so that both can be expressed in mechanical units of length [L], mass [M] and time [T]. The mole is merely a unit denoting numbers of particles and has no dimension associated.

The status of the Ampere is interesting in itself. The discovery of the electric charge [Q] led to the introduction of a new units, the Coulomb (C). The Coulomb law describes the force between two charges as being proportional to the product of the two charges and to the inverse of the distance squared. The dimension of the force being known as  $[MLT^{-2}]$ , this requires the introduction of a new constant  $\varepsilon_0$  (which is only a conversion factor), with dimensions  $[Q^2M^{-1}L^{-3}T^2]$  in the Coulomb law, and that needs to be measured. Indeed, another route could have been followed since the coulomb law tells us that no new constant is actually needed if one uses  $[M^{1/2}L^{3/2}T^{-1}]$  as the dimension of the charge. In such a system of units, known as Gaussian units, the numerical value of  $\varepsilon_0$  is 1. Hence the coulomb can be expressed in terms of the mechanical units [L], [M] and [T], and so will the ampere. This reduces the number of conversion factors, that need to be experimentally determined, but note that both choices of units assume the validity of the Coulomb law, which has its own domain of validity.

### *Natural units*

The previous discussion tends to show that all units can be expressed in terms of the three mechanical units. It follows, as realized by Johnstone Stoney in 1874<sup>3</sup>, that these three basic units can be defined in terms of 3 independent constants. He proposed ([Johnstone-Stoney 1881](#); [Barrow 1983](#)) to use three constants: the Newton constant  $G$ , the velocity of light  $c$  and the basic units of electricity, i.e., the electron charge  $e$ , in order to define, from dimensional

---

<sup>3</sup> After studying electrolysis in 1874, Johnstone Stoney suggested the existence of a “single definite quantity of electricity”. He was able to estimate the value of this elementary charge by means of Faraday’s laws of electrolysis. He introduced the term “electron” in 1894 and it was identified as a particle in 1897 by Thomson.

analysis a “natural series of physical units” as

$$\begin{aligned} t_S &= \sqrt{\frac{Ge^2}{4\pi\epsilon_0 c^6}} \sim 4.59 \times 10^{-45} \text{ s}, \\ \ell_S &= \sqrt{\frac{Ge^2}{4\pi\epsilon_0 c^4}} \sim 1.37 \times 10^{-36} \text{ m}, \\ m_S &= \sqrt{\frac{e^2}{4\pi\epsilon_0 G}} \sim 1.85 \times 10^{-9} \text{ kg}, \end{aligned}$$

where the  $\epsilon_0$  factor has been included because we are using the SI definition of the electric charge. In such a system of units, by construction, the numerical value of  $G$ ,  $e$  and  $c$  is 1, i.e.,  $c = 1 \times \ell_S \cdot t_S^{-1}$  etc.

A similar approach to the definition of the units was independently proposed by Planck (1900) on the basis of the two constants  $a$  and  $b$  entering the Wien law and  $G$ , which he reformulated later (Planck 1914) in terms of  $c$ ,  $G$  and  $\hbar$  as

$$\begin{aligned} t_P &= \sqrt{\frac{G\hbar}{c^5}} \sim 5.39056 \times 10^{-44} \text{ s}, \\ \ell_P &= \sqrt{\frac{G\hbar}{c^3}} \sim 1.61605 \times 10^{-35} \text{ m}, \\ m_P &= \sqrt{\frac{\hbar c}{G}} \sim 2.17671 \times 10^{-8} \text{ kg}. \end{aligned}$$

The two systems are clearly related by the fine-structure constant since  $e^2/4\pi\epsilon_0 = \alpha_{\text{EM}}\hbar c$ .

Indeed, we can construct many such systems since the choice of the 3 constants is arbitrary. For instance, we can build a system based on  $(e, m_e, \hbar)$ , that we would call the *Bohr units*, well-suited to the study of the atom. The choice may be dictated by the system being studied (e.g., it is indeed far fetched to introduce  $G$  in the construction of the units when studying atomic physics) so that the system is well adjusted in the sense that the numerical values of the computations are expected to be of order unity in these units.

Such constructions are very useful for theoretical computations but not adapted to measurement so that one needs to switch back to SI units. More important, this shows that, from a theoretical point of view, one can define the system of units from the laws of nature, which are supposed to be universal and immutable.

#### *The new (2018) SI system*

The 1983 redefinition of the meter was a first step toward natural units. Indeed the requirement of continuity, which is central to any redefinition of the SI system, forbids to set the numerical value of  $c$  to unity. Even though the “natural units” are not convenient and practical enough for high precision



**Table 3** Evolution absolute and relative uncertainties of the realisation of the meter with its definition. The shift to atomic units occurred in 1960 and to a fundamental constant in 1983.

Date	Reference of the definition	Absolute uncertainty	Relative uncertainty
1798	Earth meridian	0.1 mm	$10^{-4}$
1799	Platine prototype	0.01 mm	$10^{-5}$
1889	Platine prototype	$0.1 \mu\text{m}$	$10^{-7}$
1960	Kr-86 wavelength	$0.01 \mu\text{m}$	$10^{-8}$
1983	Speed of light in vacuum	0.1 nm	$10^{-10}$
2018	Speed of light in vacuum	0.1 nm	$10^{-10}$

metrology, the idea to define units from constants was taken very seriously, mostly because they appear, using the words by J.C. Maxwell (see footnote 2), as the *most fundamental objects in our theories* and hence maybe the most stable objects on which one can build a stable system of units driving to move from physical artefacts to atomic properties to the physical constants; see Table 3 to see the effect of such a change on the accuracy of the meter.

Let us first remind that the 1983 definition of the SI system was calling for improvements for many reasons.

- The first is related to the kilogram. Since 1889, it was defined on the basis of a material artefact, the International Prototype of the Kilogram (IPK). Since then, it was compared almost every 40 years to official copies. This shows a relative drift of some tenth of microgram since 1889, which limits the relative accuracy of the kilogram to 50 ppm. Also, the PIK was kept in Paris making comparison difficult. Then, the fact that the kilogram is a material artefact implies that one can reach a relative accuracy of some  $10^{-6}$  of masses of some kg but that such an accuracy was difficult to assess for very small masses, e.g. for particles, or very large masses, e.g. in astrophysics. This led for instance to the use of atomic units in particle physics with which one had a better accuracy for the masses of particles than in kg. To finish, the definitions other base units such as the ampere, candela, mole depend on the one of the kilogram.
- Concerning electronic units, the definition of the ampere through the mechanical force between two infinitely thin and long conductors was illusory. During some decades, this definition had been swapped in practice to definitions based on quantum effects so that electric standards were based on definitions outside the SI to reach higher precisions. This was in particular the case of the quantum Hall effect, related to the von Klitzing constant  $R_K = h/e^2$  and the Josephson effect related to the constant  $K_J = 2e/h$ . It follows that quantum techniques spread largely in one branch of metrology.
- The Kelvin was defined as a fraction of the thermodynamic temperature of the triple point of water, hence depending on the properties of water and of its composition (purity, isotopic composition, etc.) Besides, the tem-

**Table 4** The seven defining constants of the SI and the seven corresponding units they define.

Defining constant	Symbol	Numerical value	Unit
Hyperfine transition frequency of Cs	$\Delta\nu_{\text{Cs}}$	9 192 631 770	Hz
Speed of light in vacuum	$c$	299 792 458	m s <sup>-1</sup>
Planck constant	$h$	$6.626\,070\,15 \times 10^{-34}$	J s
elementary charge	$e$	$1.602\,176\,634 \times 10^{-19}$	C
Boltzmann constant	$k$	$1.380\,649 \times 10^{-23}$	J K <sup>-1</sup>
Avogadro number	$N_{\text{A}}$	$6.022\,140\,76 \times 10^{23}$	mol <sup>-1</sup>
luminous efficacy	$K_{\text{cd}}$	683	lm W <sup>-1</sup>

**Table 5** Uncertainties of the quantities entering the new definition of the SI compared to the one of the former definition of the SI.

Quantity	Uncertainty (CODATA-2017) $\times 10^9$	Uncertainty (new SI) $\times 10^9$
Speed of light	0	0
Planck constant	10	0
Electron charge	5.2	0
Boltzmann constant	370	0
Avogadro number	10	0
IPK	0	10
Vacuum permeability	0	0.23
Vacuum permittivity	0	0.23
Water triple point	0	370
C-12 molar mass	0	0.45

perature scale was not adapted to extreme temperatures, typically above 2 000 K and below 20 K.

- The definition of the mole mixes the concept of quantity of matter and mass, which was conceptually misleading.
- To finish, from a structural point of view, the speed of light was fixed since 1983 to define the meter and the vacuum permeability  $\mu_0$  was fixed in the definition of the ampere. Assuming Maxwell theory of electromagnetism, this implies that the vacuum permittivity  $\varepsilon_0$  was also fixed. Hence constants started to play a key role in the definitions.

These considerations led to the idea to unify the SI system to solve these problems of consistency, stability and precision that became crucial with the development of quantum technologies in particular. The idea to redefine the kilogram in terms of a fixed value of the Planck constant ([Karshenboim 2005b](#); [Blaum et al. 2019](#)) through the development of e.g. Watt balance paved the way to a fully quantum-based (coherent and consistent) system of units based on fundamental constants; see e.g. [Peik \(2010a\)](#).

Structurally, the new SI relies on a single physical artefact (as in the previous system, a hyperfine transition of Cs-133, together with the (exact) value of six constants ( $c, h, e, k, N_{\text{A}}, K_{\text{cd}}$ ); see [Table 4](#) (the definitions below specify the exact numerical value of each constant when expressed in the corresponding

SI unit). This set of defining constants has been chosen to provide a fundamental, stable and universal reference that simultaneously allows for practical realizations with the smallest uncertainties.

For theorists, this definition is particularly satisfying for at least 2 reasons: (1) it shed some light of the constants, the nature of which is source of many debates and (2) everything rely on a clock. This is indeed the most universal way to define units in General Relativity since all units derive from the second and that the second, as defined, is the unit of proper time in the sense of the General theory of Relativity. This revision of the SI, probably the most significant since its establishment, was adopted by the 26th CGPM (2018) and is documented<sup>4</sup> in the 9th edition of the SI Brochure (BIPM 2022). It has entered into force on May 20th 2019.

**Resolution 1 of the 26th CGPM (2018) –  
On the revision of the International System of Units (SI)**

The General Conference on Weights and Measures (CGPM), at its 26th meeting,

**considering**

[...]

**decides** that, effective from 20 May 2019, the International System of Units, the SI, is the system of units in which:

- the unperturbed ground state hyperfine transition frequency of the caesium 133 atom  $\Delta\nu_{\text{Cs}}$  is 9 192 631 770 Hz,
- the speed of light in vacuum  $c$  is 299 792 458 m/s,
- the Planck constant  $h$  is  $6.626\,070\,15 \times 10^{-34}$  J s,
- the elementary charge  $e$  is  $1.602\,176\,634 \times 10^{-19}$  C,
- the Boltzmann constant  $k$  is  $1.380\,649 \times 10^{-23}$  J/K,
- the Avogadro constant  $N_A$  is  $6.022\,140\,76 \times 10^{23}$  mol<sup>-1</sup>,
- the luminous efficacy of monochromatic radiation of frequency 540  $\times 10^{12}$  Hz,  $K_{\text{cd}}$ , is 683 lm/W,

where the hertz, joule, coulomb, lumen, and watt, with unit symbols Hz, J, C, lm, and W, respectively, are related to the units second, metre, kilogram, ampere, kelvin, mole, and candela, with unit symbols s, m, kg, A, K, mol, and cd, respectively, according to  $\text{Hz} = \text{s}^{-1}$ ,  $\text{J} = \text{kg m}^2 \text{s}^{-2}$ ,  $\text{C} = \text{A s}$ ,  $\text{lm} = \text{cd m}^2 \text{m}^{-2} = \text{cd sr}$ , and  $\text{W} = \text{kg m}^2 \text{s}^{-3}$

...

The integral text of the resolution can be accessed at <https://www.bipm.org/en/committees/cg/cgpm/26-2018/resolution-1>

<sup>4</sup> We also refer to the following online ressources for an in depth description of the new SI <https://www.bipm.org/en/measurement-units>.

The definition of the new SI has many consequences that shall be mentioned.

- It is a consistent and homogeneous system which ensures a gain in accuracy and precision with a better fiability and stability of the mass unit. It brings back electrical units within the SI and ensures continuity with the previous system while approaching the ideal of theoreticians. It relies on the best-tested equations of physics to connect the value of the constants to measurable quantities in the best tested theories at hand so that the SI system reflects our knowledge of physics at his best.
- It contains only one physical artefact, an atomic clock, to define the second. This implies that any progress in Time-Frequency metrology will propagate to the other units. The actual reflection thus concerns the definition of the second, see e.g. [Bize \(2019\)](#) and [Dimarcq et al. \(2023\)](#) for the actual roadmap.
- Besides, the new system makes no reference to any particular technology. A variety of experimental methods, referred to as “mises en pratique”, described by the CIPM Consultative Committees may be used to realize the definitions; see [BIPM \(2022\)](#). Realizations may be revised whenever new experiments with higher precision are developed; for this reason advice on realizing the definitions is not included in the definition but is available on the BIPM website. The use of a constant to define a unit disconnects definition from realization. This offers the possibility that completely different or new and superior practical realizations can be developed, as technologies evolve, without the need to change the definition.
- Concerning the nature of the defining constants, it ranges from fundamental constants of nature to technical constants, see Table 4. The seven constants are chosen in such a way that any unit of the SI can be written either through a defining constant itself or through products or quotients of defining constants. According to our former discussions, both the Planck constant  $h$  and the speed of light in vacuum  $c$  are properly described as fundamental (class C). The elementary charge  $e$  corresponds to a coupling strength of the electromagnetic force via the fine-structure constant  $\alpha_{\text{EM}}$  (class B). As discussed in this review, variable  $\alpha_{\text{EM}}$  theories do exist but the constraints discussed in § 5 is a strong argument to think that any effect of a variation of  $\alpha_{\text{EM}}$  on foreseeable practical measurements can be excluded. Anyhow, such a variation will not impact the new SI since it will then be interpreted as a variation of  $\mu_0$  and  $\varepsilon_0$  (remember that  $\alpha_{\text{EM}}$  is dimensionless). Note also that this choice is not unique and was at the core of many debate, both theoretical and experimental. For instance, shall one choose  $e$  or  $\varepsilon_0$  or the vacuum impedance  $Z_0 = \mu_0 c$  to define the ampere? The choice emphasizes on the physical interpretation of the fine structure constant, seen either as a property of the vacuum or of matter<sup>5</sup>; see [Kovalesky](#)

---

<sup>5</sup> Assuming  $\alpha_{\text{EM}}$  is a property of vacuum originates in string theories in which the dilaton determine the string coupling and can source a variation of  $\alpha_{\text{EM}}$  and other constants. Hence one would then favor the choice of  $e$  to define the ampere. If  $\alpha_{\text{EM}}$  can also be seen as

(2006); Jeckelmann and Piquemal (2019). This highlights the importance on our reading of the physical laws.  $\Delta\nu_{\text{Cs}}$  the unperturbed ground-state hyperfine transition frequency of the caesium-133 atom is an atomic parameter (class A), which may be affected by the environment, such as electromagnetic fields. However, the underlying transition is well understood, stable and a good choice as a reference transition under practical considerations. It specifies the reference for all other units. The Boltzmann constant  $k$  and the Avogadro constant  $N_A$  are proportionality constants, the first between temperature (with unit kelvin) and energy (with unit joule), whereby the numerical value is obtained from historical specifications of the temperature scale and the second between the quantity amount of substance (with unit mole) and the quantity for counting entities (with unit one, symbol 1). The luminous efficacy of monochromatic radiation of frequency  $540 \times 10^{12}$  Hz,  $K_{\text{cd}}$ , is a technical constant (class A) that gives an exact numerical relationship between the purely physical characteristics of the radiant power stimulating the human eye (W) and its photobiological response defined by the luminous flux due to the spectral responsivity of a standard observer (lm) at that frequency.

- The definitions of the units can be understood as follows; see BIPM (2022). The exact relation  $\Delta\nu_{\text{Cs}} = 9\,192\,631\,770$  Hz implies that the unit second is expressed in terms of the defining constant as

$$1 \text{ s} = \frac{9\,192\,631\,770}{\Delta\nu_{\text{Cs}}}. \quad (2)$$

The definition of the meter derived from the exact relation  $c = 299\,792\,458 \text{ m.s}^{-1}$ , i.e.

$$1 \text{ m} = \frac{c}{299\,792\,458} \text{ s} \simeq 30.663\,319 \frac{c}{\Delta\nu_{\text{Cs}}}. \quad (3)$$

The definition of the kilogram derives from the fact that the exact value of the Planck constant is set to  $6.626\,070\,15 \times 10^{-34} \text{ J s}$  that can be inverted to give

$$1 \text{ kg} = \frac{h}{6.626\,070\,15 \times 10^{-34}} \text{ m}^{-2} \text{ s} \simeq 1.475\,5214 \times 10^{40} \frac{h \Delta\nu_{\text{Cs}}}{c^2}. \quad (4)$$

The ampere derives from the exact value of  $e$  so that

$$1 \text{ A} = \frac{e}{1.602\,176\,634 \times 10^{-19}} \text{ s}^{-1} \simeq 6.789\,6868 \times 10^8 \Delta\nu_{\text{Cs}} e. \quad (5)$$

Since only  $e$  is fixed,  $\mu_0$  shall now be determined experimentally, as well as  $\varepsilon_0$  – see Table 4 – but the relation  $\mu_0 \varepsilon_0 = 1/c^2$  remains exact. The Kelvin derives from the Boltzmann constant as

$$1 \text{ K} = \frac{1.380\,649 \times 10^{-23}}{k} \text{ kg m}^{-2} \text{ s}^{-2} \simeq 2.266\,6653 \times 10^8 \frac{\Delta\nu_{\text{Cs}} h}{k}. \quad (6)$$

---

property of the electron since QED in flat spacetime relates the  $g$ -factor of the electron to a series in  $\alpha_{\text{EM}}/2\pi$ . It would then favor the choice of the Planck charge  $q_{\text{P}} = \sqrt{2\varepsilon_0 \hbar c} = \sqrt{2\hbar/Z_0} = e/\sqrt{\alpha_{\text{EM}}}$  which would correspond to keep  $Z_0$  constant. To conclude, it is for practical and educational reasons that the elementary charge was preferred.

The mole is simply defined as

$$1 \text{ mol} = 6.022\,140\,76 \times 10^{23} N_A. \quad (7)$$

It has the advantage to disentangle the amount of matter from the notion of mass. As a consequence, the molar mass of carbon-12, previously exactly fixed to 0.012 kg/mol, is no longer known exactly and must be determined experimentally and has a relative standard uncertainty of  $4.5 \times 10^{-10}$ . To finish, the candela is

$$1 \text{ cd} = K_{\text{cd}} 683 \text{ kg m}^2 \text{s}^{-3} \text{sr}^{-1} \simeq 2.614\,8305 \times 10^{10} \Delta\nu_{\text{Cs}}^2 h K_{\text{cd}}. \quad (8)$$

- Note that with such definitions, primary realizations of the kilogram and the Kelvin can be established, in principle, at any point in the mass scale or the temperature scale.
- There is a big shift in the way to think about constants and units. For instance, the previous definition of the kilogram fixed the value of the mass of the IPK to be equal to one kilogram exactly and the value of the Planck constant  $h$  had to be determined with a given uncertainty by experiment. The present definition fixes the numerical value of  $h$  exactly and the mass of the IPK has now to be determined by experiment and is thus known with an uncertainty. Thus, uncertainties are shifted from the constants to the physical realization of the units, which then propagates to all measurements (see Table 4). It follows that the temperature of the triple point of water,  $\mu_0$ ,  $\varepsilon_0$  and the molar mass of carbon-12 are no more exact and their values and uncertainties shall be determined experimentally. Hence, one can see the exact values of the defining constant as a thermostat which fixes the realization of the units. Indeed, none of the values of the dimensionless parameters are affected by the change of definition.
- All conversion factors between energy units (Joule, eV,  $\text{kg}\cdot\text{c}^2$ , ...) become exact since all conversions involve constants the values of which are now exact.
- The whole system relies on atomic and quantum physics. Besides, the *quantum metrology Triangle* experiments (see [Scherer and Camarota \(2012\)](#) for a review) combine three quantum electrical effects (the Josephson effect, the quantum Hall effect and the single-electron transport effect) used in metrology and allow for important fundamental consistency tests on the validity of commonly assumed relations between fundamental constants and the quantum electrical effects.

This new SI is probably the best system one can have constructed since it builds on our best understanding of the laws of nature and on the parameters which are thought to be the most fundamental so far, the fundamental constants.

*Do we actually need 3 natural units?*

This is an issue debated at length. For instance, [Duff et al. \(2002\)](#) respectively argue for none, three and two (see also [Wignall 2000](#); [Matsas et al.](#)

2007; Duff 2015; Matsas et al. 2024). Arguing for no fundamental constant leads to consider them simply as conversion parameters. Some of them are, like the Boltzmann constant, but some others play a deeper role in the sense that when a physical quantity becomes of the same order as this constant, new phenomena appear; this is the case, e.g., of  $\hbar$  and  $c$ , which are associated respectively to quantum and relativistic effects. Okun (1991) considered that only three fundamental constants are necessary, as indicated by the International System of units. In the framework of quantum field theory + General Relativity, it seems that this set of three constants has to be considered and it allows one to classify the physical theories (with the famous *cube of physical theories*). However, Veneziano (1986) argued that in the framework of string theory one requires only two dimensionful fundamental constants,  $c$  and the string length  $\lambda_s$ . The use of  $\hbar$  seems unnecessary since it combines with the string tension to give  $\lambda_s$ . In the case of the Nambu–Goto action  $S/\hbar = (T/\hbar) \int d(\text{Area}) \equiv \lambda_s^{-2} \int d(\text{Area})$  and the Planck constant is just given by  $\lambda_s^{-2}$ . In this view,  $\hbar$  has not disappeared but has been promoted to the role of a UV cut-off that removes both the infinities of quantum field theory and singularities of General Relativity. This situation is analogous to pure quantum gravity (Novikov and Zel’dovich 1983) where  $\hbar$  and  $G$  never appear separately but only in the combination  $\ell_{\text{Pl}} = \sqrt{G\hbar/c^3}$  so that only  $c$  and  $\ell_{\text{Pl}}$  are needed. Volovik (2002) made an analogy with quantum liquids to clarify this. There, an observer knows both the effective and microscopic physics so that he can judge whether the fundamental constants of the effective theory remain fundamental constants of the microscopic theory. The status of a constant depends on the considered theory (effective or microscopic) and, more interestingly, on the observer measuring them, i.e., on whether this observer belongs to the world of low-energy quasi-particles or to the microscopic world.

*Definitions: fundamental parameters and fundamental units*

Once a set of three independent constants has been chosen as natural units, then all other constants are dimensionless quantities. The values of these combinations of constants does not depend on the way they are measured, Cook (1957); Duff (2002); Rich (2003); Ellis and Uzan (2005), on the definition of the units etc.... It follows that any variation of constants that will leave these numbers unaffected is actually just a redefinition of units.

Hence, we shall split the constants into two sets respectively defined as (see Fig.2)

- fundamental units, the arbitrary set of dimensionful constants used to define a system of units. Generally, there are 3 fundamental units.
- fundamental parameters, the set of dimensionless constants that remains. Changing their value will change the physics; the actual list depends on the laws chosen to describe nature and they can only be measured.

These latter dimensionless numbers represent, e.g., the mass ratio, relative magnitude of strength etc.... Changing their values will indeed have an impact on the intensity of various physical phenomena, so that they encode some properties of our world. They have specific values (e.g.,  $\alpha_{\text{EM}} \sim 1/137$ ,  $m_p/m_e \sim 1836$ , etc.) that we may hope to understand. Are all these numbers completely contingent, or are some (why not all?) of them related by relations arising from some yet unknown and more fundamental theories. In such theories, some of these parameters may actually be dynamical quantities and, thus, vary in space and time. These are our potential varying constants.

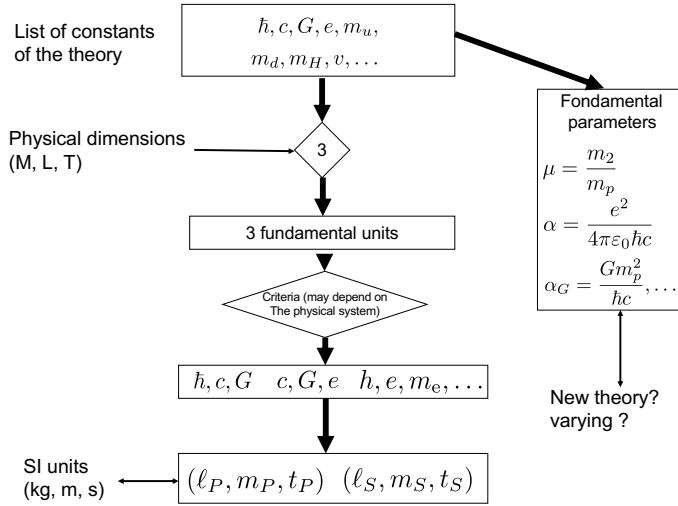
In this review several fundamental parameters will be considered, namely the fine structure constant  $\alpha_{\text{EM}}$  and the gravitational structure constant  $\alpha_G$ , the electron-to proton mass ratio,

$$\alpha_{\text{EM}} \equiv \frac{e^2}{4\pi\epsilon_0\hbar c}, \quad \alpha_G \equiv \frac{Gm_p^2}{\hbar c}, \quad \bar{\mu} \equiv \frac{m_e}{m_p}, \quad \mu \equiv \frac{m_p}{m_e}, \quad (9)$$

the elementary masses to QCD scale ratio,

$$X_i q \equiv \frac{m_q}{\Lambda_{\text{QCD}}}, \quad (10)$$

for the light quark  $q$  of mass  $m_q = (m_u + m_d)/2$ , the quark  $s$  and the electron.



**Fig. 2** Once a set of theories is assumed to describe nature, one can identify its free parameters to get a list of fundamental constants that can then be split in dimensionful *fundamental units*, freely chosen to define a system of units, that can indeed be mapped to the SI units, and a list of dimensionless *fundamental parameters* the value of which are independent of any units system. The latter define the physical properties of the world. One can question their being fine-tuned and their constancy. Translated from [Uzan and Lehoucq 2005](#).



## 2.2 The constancy of constants as a test of General Relativity

The previous paragraphs have emphasize why testing for the consistency of the constants is a test of fundamental physics since it can reveal the need for new physical degrees of freedom in our theory. We now need to stress the relation of this test with other tests of General Relativity and with cosmology.

### 2.2.1 General Relativity

The tests of the constancy of fundamental constants take all their importance in the realm of the tests of the equivalence principle (Will 1993; Damour 2012). Einstein General Relativity is based on two independent hypotheses, which can conveniently be described by decomposing the action of the theory as  $S = S_{\text{grav}} + S_{\text{matter}}$ . We shall detail both aspects and highlight the connection between variation of the fundamental constants and existence of a fifth force.

#### *Equivalence principle*

The equivalence principle has strong implication for the functional form of  $S_{\text{grav}}$ . This principle includes three hypotheses:

- the *universality of free fall* (UFF), that is the fact that the trajectory of any freely falling test-body in an external gravitational field does not depend on its internal structure, mass, and chemical composition. In Newtonian gravity, it leads to the requirement that the weight of a body is proportional to its inertial mass, i.e., that the inertial and gravitational masses are equal;
- the *local position invariance* (LPI), that is the statement that any non-gravitational experiment is independent when and where it is performed;
- the *local Lorentz invariance* (LLI). that is the statement that any non-gravitational experiment in a freely falling laboratory is independent of the velocity of its rest frame.

In its weak form (that is for all interactions but gravity), it is satisfied by any metric theory of gravity and General Relativity is conjectured to satisfy it in its strong form (that is for all interactions gravity included). We refer to Will (1993) for a detailed description of these principles. The weak equivalence principle (WEP) can be mathematically implemented by assuming that all matter fields are minimally coupled to a single metric tensor  $g_{\mu\nu}$ . This metric defines the length and times measured by laboratory clocks and rods so that it can be called the *physical metric*. This implies that the action for any matter field,  $\psi$  say, can be written as

$$S_{\text{matter}}(\psi, g_{\mu\nu}). \quad (11)$$

This universal *metric coupling* ensures in particular the validity of the universality of free-fall. Since locally, in the neighborhood of the worldline, there always exists a change of coordinates so that the metric takes a Minkowskian form at lowest order, the gravitational field can be locally “effaced” (up to tidal effects). If we identify this neighborhood to a small lab, this means that any

physical properties that can be measured in this lab must be independent of where and when the experiments are carried out. This is indeed the assumption of *local position invariance*, which implies that the constants must take the same value independent of the spacetime point where they are measured.

Thus, testing the constancy of fundamental constants is a direct test of this principle and therefore of the metric coupling. Interestingly, the tests we are discussing in this review allow one to extend them much further than the Solar scales and even in the early universe, an important information to check the validity of relativity in cosmology.

#### *Test-body in free fall*

The action of a point-body subjected to no other force than gravity reads

$$S_{\text{matter}} = - \int mc \sqrt{-g_{\mu\nu}(x^\alpha) v^\mu v^\nu} dt, \quad (12)$$

with  $v^\mu \equiv dx^\mu/dt$ . The equation of motion that one derives from this action is the usual geodesic equation

$$a^\mu \equiv u^\nu \nabla_\nu u^\mu = 0, \quad (13)$$

where  $u^\mu = dx^\mu/cd\tau$ ,  $\tau$  being the proper time;  $\nabla_\mu$  is the covariant derivative associated with the metric  $g_{\mu\nu}$  and  $a^\nu$  is the 4-acceleration. Hence, any test particle in free fall follows a geodesic independent of its mass and chemical composition, as anticipated from the property (11) that translates the UFF. Again, this property relies only on the universal minimal coupling in the matter action, independently of the field equations for the spacetime metric.

Any metric theory of gravity enjoys such a matter Lagrangian and the worldline of any test particle shall be a geodesic of the spacetime with metric  $g_{\mu\nu}$ , as long as there is no other long range force acting on it (see [Esposito-Farèse 2011](#) for a detailed review of motion in alternative theories of gravity). In the weak field limit  $g_{00} = -1 - 2U/c^2$  where  $U$  is the gravitational potential. Note that  $U$  may differ from the Newtonian potential  $\Phi_N$ . It follows from Eq. (13) that, in the slow velocity limit, the geodesic equation reduces to

$$\dot{\mathbf{v}} = \mathbf{a} = -\nabla U \equiv \mathbf{g}, \quad (14)$$

hence defining the acceleration  $\mathbf{g}$ . If the the metric theory reduces to General Relativity then  $U = \Phi_N$  and  $\mathbf{g}_N = -\nabla\Phi_N$ . Recall that the proper time of a clock is related to the coordinate time by  $d\tau = \sqrt{-g_{00}}dt$ . Thus, if one exchanges electromagnetic signals between two identical clocks in a stationary situation, the apparent difference between the two clocks rates will be

$$\frac{\nu_1}{\nu_2} = 1 + \frac{U(2) - U(1)}{c^2}, \quad (15)$$

at lowest order. This is the *universality* of gravitational redshift, showing a structural relation between the redshift and the free-fall motion (14) of massive particles.

### *Tests of the metric coupling*

The assumption of a metric coupling is actually well tested in the Solar system through 4 types of experiments; see Will (1993, 2006) for a detailed discussion and to Peik et al. (2021); Herrmann and Rätzel (2023) for recent developments on quantum tests of relativity.

- First, the local position invariance implies that all non-gravitational constants are spacetime independent, which have been tested to a very high accuracy in many physical systems and for various fundamental constants; this is the subject of the present review.
- Second, the isotropy of space has been tested from the constraint on the possible quadrupolar shift of nuclear energy levels (Chupp et al. 1989; Lamoreaux et al. 1986; Prestage et al. 1985) proving that different matter fields couple to a unique metric tensor at the  $10^{-27}$  level.
- Third, the Einstein effect (or gravitational redshift) given by Eq. (15) shall be compatible with the potential  $U$  given by the equation of motion (14). This has been tested at the  $2 \times 10^{-4}$  level (Vessot and Levine 1979). It is standard to express the redshift  $z_{12}$  between two spacetime positions as

$$z_{12} = (1 + \gamma)\Delta_{12}U \quad (16)$$

where, following Will (1993),  $U$  is the potential the gradient of which determines in the Newtonian limit the acceleration, i.e.,  $\mathbf{a} = -\nabla U$ , of a free particle. Testing the consistency of  $\gamma$  with 0 is a test of LPI. Indeed in General Relativity  $U = \Phi_N$  and  $\gamma = 0$ ; see Eq. (15). In alternative theories, one shall identify  $U$  and the redshift independently and how they can be measured. As an example, scalar-tensor theories discussed in § 3.1.1 enjoy  $\gamma = 0$ . The parameter is constrained at the  $10^{-5}$  level (Delva et al. 2018; Herrmann et al. 2018).

- Fourth, the universality of free fall can be tested by comparing the accelerations of two test bodies in an external gravitational field. We shall review its status in the next paragraph.

This set of experiments lead us to conclude that the hypothesis of metric coupling is extremely well-tested in the Solar system.

### *Tests of the universality of free fall*

The test of the universality has a long history, briefly summarized on Fig. 3. The deviations from UFF are characterized by the Eötvös parameter  $\eta_{12}$  defined as

$$\eta_{12} \equiv 2 \frac{|\mathbf{a}_1 - \mathbf{a}_2|}{|\mathbf{a}_1 + \mathbf{a}_2|}, \quad (17)$$

that shall be compatible with 0 as long as UFF holds.

Indeed, in the Newtonian limit, the Einstein equations and the equation of free fall reduce to the Newton second law and the expression for the weight with the same mass. Nevertheless, contrary to General Relativity, in which UFF is hardwired, one can introduce two notions of masses, the inertial mass  $m_I$  and

the gravitational mass<sup>6</sup>  $m_G$  so that the free fall in an external gravitational field is dictated by

$$m_I \mathbf{a} = \mathbf{P}, \quad \mathbf{P} = m_G \mathbf{g}.$$

Clearly if the UFF holds, then  $(m_I/m_G)_1 = (m_I/m_G)_2$  so that the inertial and gravitational masses can be chosen equal, from which it follows trivially that

$$\eta_{12} = 2 \frac{\left| m_G^{(1)}/m_I^{(1)} - m_G^{(2)}/m_I^{(2)} \right|}{\left| m_G^{(1)}/m_I^{(1)} + m_G^{(2)}/m_I^{(2)} \right|}.$$

It is an *empirical fact*, established by Galileo (in his experiments on inclined planes rather than the probably apocryphal experiment in the Leaning Tower of Pisa), that in the absence of friction, all objects, no matter what their inertial mass, or the nature of their constituents, or the internal energy or cohesive forces of their constituents, fall in the same way in an external gravitational field (in contrast to, for example, the behavior in an electric field of two individual charges of opposite sign and of their neutral ensemble). This principle was stated in the introduction of its *Principia* by Newton and was then one of the cornerstone of General Relativity. Newton manages to test it using pendulums, using the fact that the equation of motion actually becomes

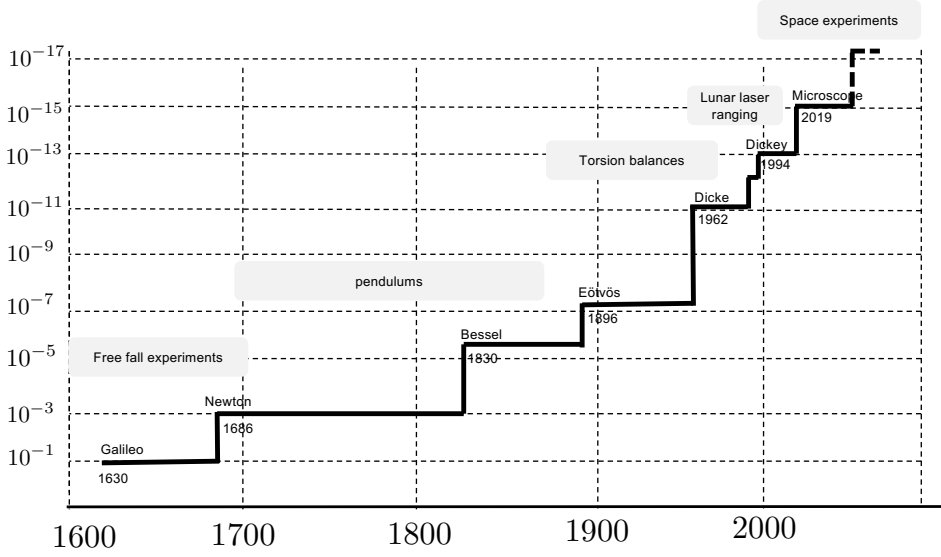
$$\ddot{\theta} + \omega^2 \theta = 0 \quad \text{with} \quad \omega = \omega_0 \sqrt{\frac{m_G}{m_I}} \quad \text{and} \quad \omega_0 = \sqrt{\frac{g}{L}}$$

so that comparing the oscillations of two different bodies suspended by cables of the same length, one gets  $\eta_{12} = 2|\omega_1 - \omega_2|/\omega_0$ . This method was invented by Galileo, who estimated that  $\eta_{12} < 1\%$ . Newton repeated the experiment taking into account air resistance to reach an accuracy of  $10^{-3}$ . In 1827 Bessel reached an accuracy of  $10^{-5}$ . Then, the tests used torsion balances, as initiated in 1922 by Eötvös to get to a constraint of  $10^{-8}$ . Finally, Lunar laser ranging, orbitography and dedicated free fall experiments in orbit manage to reach the higher constraints described below.

As seen from Fig. 3, the universality of free fall has been confirmed by all experiments so far, with increasing accuracy. Still it remains an *empirical principle* that needs to be better understood. As we shall see later, many theories beyond General Relativity describing varying constant lead to the existence of a fifth force and thus to a violation of the UFF. Note also that if UFF did not hold, one would have to take extra-care in the measurement of masses and definition of the kilogram.

---

<sup>6</sup> We recall that actually one shall distinguish between the *passive gravitational masses* that characterizes the response of a body to the gravitational action of external objects, i.e., defining its weight, that is, the gravitational force  $m_G \mathbf{g}$  acting on the body and the *active gravitational mass* that characterizes the object which creates a gravitational field, i.e., its ‘gravitational charge’. Thanks to Newton’s third law of equal action and reaction, one can always choose these two gravitational masses to be equal.



**Fig. 3** The universality of free fall has been a red thread in the understanding of gravitation since Galileo. This explains that it has been tested with higher and higher accuracy with different methods, starting from the study of the universality of free fall, comparison of pendulums with different chemical compositions, torsion balances, Lunar laser ranging and space-designed experiments of free fall in Earth orbit. Adapted from [Uzan and Lehoucq 2005](#).

First, the UFF has been constrained experimentally, e.g., in the laboratory by comparing the acceleration of a beryllium and a copper masses in the Earth gravitational field ([Adelberger 2001](#)) to get  $\eta_{\text{Be,Cu}} = (-1.9 \pm 2.5) \times 10^{-12}$ . Similarly the comparison of Earth-core-like and Moon-mantle-like bodies gave ([Bäeßler et al. 1999](#))  $\eta_{\text{Earth,Moon}} = (0.1 \pm 2.7 \pm 1.7) \times 10^{-13}$ , and experiments with torsion balance using beryllium-aluminum and beryllium-titanium test body pairs set the constraints ([Schlamminger et al. 2008a](#); [Wagner et al. 2012a](#))  $\eta_{\text{Be,Ti}} = (0.3 \pm 1.8) \times 10^{-13}$  and  $\eta_{\text{Be,Al}} = (-0.7 \pm 1.3) \times 10^{-13}$ .

While free fall experiments can be performed on Earth are limited by the duration of the fall and are limited by errors in initial conditions at release coupling to the gravity gradient of the Earth, they allow one to reach a precision of order  $10^{-10}$ . High drop towers such as the ZARM tower of the University of Bremen allows for free-fall times up to 9.3 s. Indeed, space allows for much longer free falls with a similar acceleration in low-Earth orbits. This led to the MICROSCOPE experiments [Touboul et al. \(2017, 2019, 2022\)](#) that, after two-years mission from 2016 to 2018, provided a sharp constraint on the Eötvös between one proof mass made of titanium and another made of platinum,

$$\eta_{\text{Ti,Pt}} = (-1.5 \pm 2.3 \pm 1.5_{\text{syst}}) \times 10^{-15}, \quad (18)$$

**Table 6** Summary of the constraints on the violation of the universality of free fall. The bounds on the Eötvös parameter are given with a  $1\sigma$  uncertainty. When no mention is added, the two test has been performed in Earth gravitational field unless  $[\odot]$  is indicated to specify that it refers to the Sun gravitational field. The top-half of the table concerns macroscopic bodies while the bottom-half summarizes the main tests with atom interferometry.

Constraint	Body 1	Body 2	Ref.
$(-0.2 \pm 2.8) \times 10^{-12}$	Be	Al	Su et al. (1994)
$(-1.9 \pm 2.5) \times 10^{-12}$	Be	Cu	Su et al. (1994)
$(5.1 \pm 6.7) \times 10^{-12}$	Si/Al	Cu	Su et al. (1994)
$(0.1 \pm 2.7 \pm 1.7) \times 10^{-13}$	Earth-like rock	Moon-like rock	Baeßler et al. (1999)
$(1.1 \pm 3.0) \times 10^{-9}$	Cu-Pt	U-238	Smith et al. (2000)
$(-1.9 \pm 2.5) \times 10^{-12}$	Be	Cu	Adelberger (2001)
$(-1.0 \pm 1.4) \times 10^{-13}$	Earth	Moon	Williams et al. (2004)
$(0.3 \pm 1.8) \times 10^{-13}$	Be	Ti	Schlamminger et al. (2008a)
$(-3.1 \pm 4.7) \times 10^{-13} [\odot]$	Be	Ti	Schlamminger et al. (2008a)
$(-0.7 \pm 1.3) \times 10^{-13}$	Be	Al	Wagner et al. (2012a)
$(-5.3 \pm 4.0) \times 10^{-13} [\odot]$	Be	Al	Wagner et al. (2012a)
$(-0.8 \pm 1.3) \times 10^{-13} [\odot]$	Earth	Moon	Williams et al. (2012)
$(-1.5 \pm 2.3 \pm 1.5_{\text{syst}}) \times 10^{-15}$	Ti	Pt	Touboul et al. (2022)
$(0.4 \pm 1.2) \times 10^{-7}$	Rb-85 (F=2),	Rb-85 (F=3)	Fray et al. (2004)
$(0.3 \pm 5.4) \times 10^{-7}$	Rb-87	K-39	Schlippert et al. (2014)
$(0.2 \pm 1.2) \times 10^{-7}$	Rb-85 ( $m_F = +1$ ),	Rb-85 ( $m_F = -1$ )	Duan et al. (2016)
$(1.9 \pm 3.2) \times 10^{-7}$	Rb-87	K-39	Albers et al. (2020)
$(1.6 \pm 1.8_{\text{stat}} \pm 3.4_{\text{syst}}) \times 10^{-12}$	Rb-87	Rb-85	Asenbaum et al. (2020)
$(0.8 \pm 1.4) \times 10^{-10}$	Rb-87	Rb-85	Zhou et al. (2021)
$(0.9 \pm 2.9) \times 10^{-7}$	Rb-85 (F=1),	Rb-85 (F=2)	Xu et al. (2022)

where the statistical error is  $1\sigma$ . Besides, the reference instrument provided a null result,  $\eta_{\text{Pt,Pt}} = [0.0 \pm 1.1 \pm 2.3_{\text{syst}}] \times 10^{-15}$  showing no sign of unaccounted systematics. We refer to [Bergé \(2023\)](#) for an up-to-date review of the MICROSCOPE experiment, its results and implications for theories of gravity beyond General Relativity.

The Lunar Laser ranging experiment ([Williams et al. 2004](#)), compares the relative acceleration of the Earth and Moon in the gravitational field of the Sun. It sets the constraint  $\eta_{\text{Earth,Moon}} = (-1.0 \pm 1.4) \times 10^{-13}$ , slightly reevaluated to  $\eta_{\text{Earth,Moon}} = (-0.8 \pm 1.3) \times 10^{-13}$  ([Williams et al. 2012](#)). Note that since the core represents only 1/3 of the mass of the Earth, and since the Earth’s mantle has the same composition as that of the Moon (and thus shall fall in the same way), one loses a factor of three, so that this constraint is actually similar to the one obtained in the lab. Further constraints are summarized in Table 6. The latter constraint also contains some contribution from the gravitational binding energy and thus includes the strong equivalence principle. When the laboratory result of [Baeßler et al. \(1999\)](#) is combined with the LLR results of [Williams et al. \(1996\)](#) and [Müller et al. \(1991\)](#), one gets a constraints on the strong equivalence principle parameter, respectively  $\eta_{\text{SEP}} = (3 \pm 6) \times 10^{-13}$  and  $\eta_{\text{SEP}} = (-4 \pm 5) \times 10^{-13}$  – see [Merkowitz \(2010\)](#) for a review. While similar analysis with satellite laser ranging have reached

$\eta \sim 2 \times 10^{-9}$  for LAGEOS and LAGEOS II, they remain not competitive with LLR (Nobili et al. 2008).

Thanks to the advent of atom interferometry (Cronin et al. 2009), one can now use atoms, neutrons or charged particles as test masses, allowing one for a better control of systematic effects in free-fall experiments. Atoms have well-known and reproducible properties and it is possible to make very small atomic probes, the position of which can be very precisely controlled, and the possibility to use different atomic states and isotopes allow for the rejection of systematic errors. Using cold rubidium atoms in an atomic fountain interferometer, Fray et al. (2004) compared the free fall of Rb-85 and Rb-87 to reach  $\eta = (1.2 \pm 1.7) \times 10^{-7}$  while the comparison between the two different hyperfine ground states  $F = 2, m_F = 0$  and  $F = 3, m_F = 0$  of Rb-85 concluded that  $\eta_{85F=2,F=3} = (0.4 \pm 1.2) \times 10^{-7}$  while the comparison of  $m_F = +1$  and  $m_F = -1$  of Rb-87 (Duan et al. 2016) gave  $\eta = (0.2 \pm 1.2) \times 10^{-7}$ . Bonnin et al. (2013) reached  $\eta = (1.2 \pm 3.2) \times 10^{-7}$  for Rb-87 vs Rb-88 while the comparison of Rb-87 to K-39 concluded that  $\eta = (0.3 \pm 5.4) \times 10^{-7}$  (Schlippert et al. 2014) and  $\eta = (0.2 \pm 1.6) \times 10^{-7}$  for the comparison of Sr-88 (no spin) and Sr-87 (half integer spin) (Tarallo et al. 2014). Rb-85/87 reached the level  $10^{-9}$  (Bonnin et al. 2015) and then (Asenbaum et al. 2020)

$$\eta = [1.6 \pm 1.8_{\text{stat}} \pm 3.4_{\text{syst}}] \times 10^{-12}. \quad (19)$$

We refer to Yuan et al. (2023) for a dedicated review on the quantum tests of the WEP with cold atom interferometry. These experiments are expected to reach higher precision in space and could test the WEP with anti-matter (Charlton et al. 2020; Rousselle et al. 2022).

These constraints are summarized in Table 6. While they show no sign of violation of the UFF, they require physical models to be interpreted and related to the variation of the fundamental constants, as we shall describe below.

### Dynamics

The second building block of General Relativity concerns the dynamics of the gravitational sector, assumed to be described by the Einstein–Hilbert action

$$S_{\text{grav}} = \frac{c^3}{16\pi G} \int \sqrt{-g_*} R_* d^4x. \quad (20)$$

This defines the dynamics of a massless spin-2 field  $g_{\mu\nu}^*$ , called the Einstein metric. General Relativity then assumes that both metrics coincide,

$$g_{\mu\nu} = g_{\mu\nu}^* \quad (21)$$

(which is related to the strong equivalence principle), but it is possible to design theories in which this is indeed not the case (see the example of scalar-tensor theories below; Sect. 3.1.1) so that General Relativity is one out of a large family of metric theories.

The variation of the total action with respect to the metric yields the Einstein field equations

$$R_{\mu\nu} - \frac{1}{2}Rg_{\mu\nu} = \frac{8\pi G}{c^4}T_{\mu\nu}, \quad (22)$$

where  $T^{\mu\nu} \equiv (2/\sqrt{-g})\delta S_{\text{matter}}/\delta g_{\mu\nu}$  is the matter stress-energy tensor. The coefficient

$$\kappa = \frac{8\pi G}{c^4} \quad (23)$$

is determined by the weak-field limit of the theory that should reproduce the Newtonian predictions. In the weak field regime, the Einstein equations reduce to the Poisson equation

$$\Delta\Phi_N = 4\pi G\rho$$

defining the Newtonian potential.

To grasp the lowest order relativistic effects in the weak field limit, and in order to test the dynamics of General Relativity in the Solar system, one can rely on the parameterized post-Newtonian formalism (PPN). Its is a general formalism that introduces 10 phenomenological parameters to describe any possible deviation from General Relativity at the first post-Newtonian order (Will 1993, 2006); see also Blanchet 2006 for a review on higher orders. The formalism assumes that gravity is described by a metric and that it does not involve any characteristic scale. In its simplest form, it reduces to the two Eddington parameters entering the metric of the Schwarzschild metric in isotropic coordinates

$$g_{00} = -1 + \frac{2Gm}{rc^2} - 2\beta^{\text{PPN}} \left( \frac{2Gm}{rc^2} \right)^2, \quad g_{ij} = \left( 1 + 2\gamma^{\text{PPN}} \frac{2Gm}{rc^2} \right) \delta_{ij}.$$

Indeed, General Relativity predicts  $\beta^{\text{PPN}} = \gamma^{\text{PPN}} = 1$ . These two phenomenological parameters are constrained (1) by the shift of the Mercury perihelion (Shapiro 1990), which implies that  $|2\gamma^{\text{PPN}} - \beta^{\text{PPN}} - 1| < 3 \times 10^{-3}$ , (2) the Lunar laser ranging experiments (Williams et al. 2004), which implies that  $|4\beta^{\text{PPN}} - \gamma^{\text{PPN}} - 3| = (4.4 \pm 4.5) \times 10^{-4}$  and (3) by the deflection of electromagnetic signals, which are all controlled by  $\gamma^{\text{PPN}}$ . For instance the very long baseline interferometry (Shapiro et al. 2004) implies that  $|\gamma^{\text{PPN}} - 1| = 4 \times 10^{-4}$ , while the measurement of the time delay variation to the Cassini spacecraft (Bertotti et al. 2003) sets  $\gamma^{\text{PPN}} - 1 = (2.1 \pm 2.3) \times 10^{-5}$ .

#### *Phenomenological modifications of Newton gravity*

The PPN formalism does not allow to test finite range effects that could be caused, e.g., by a massive degree of freedom. In that case one expects a Yukawa-type deviation from the Newton potential. The total gravitational potential created by a point-mass of mass  $m$  at distance  $r$  is parameterized as

$$V = -\frac{Gm}{r} \left( 1 + \alpha e^{-r/\lambda} \right), \quad (24)$$



a form that will be physically justified later, where  $\alpha$  is the strength of the deviation compared to Newtonian gravity (which may depend on the composition of the interacting masses) and  $\lambda$  is the range of the corresponding. For macroscopic extended bodies, the potential is modified by a shape factor arising from the integration of the point-particle potential. As we shall see later, such a potential corresponds to the static limit of an interaction mediated by virtual bosons of mass  $m_\phi = \hbar/\lambda c$ .

The constraints on  $\eta$  from Table 6 can be translated on constraints in the  $(\lambda, \alpha)$ -plane. For each experiment, one first needs to compute the shape factor to take into account that all element of the body do not contribute similarly to the macroscopic Yukawa interaction. For instance, a homogenous sphere of radius  $R$ , has a shape factor

$$\Phi(x) \equiv 3(x \cosh x - \sinh x)/x^3 \quad (25)$$

with  $x = R/\lambda$ , which indeed tends to 1 when  $\lambda \rightarrow +\infty$  since in this limit the Gauss theorem is recovered. Then, the new interaction may be composition dependent so that one shall replace  $\alpha$  in Eq. (24) by  $\alpha_{ij}$  that depends on the dimensionless Yukawa charge  $q$  characteristic of each material

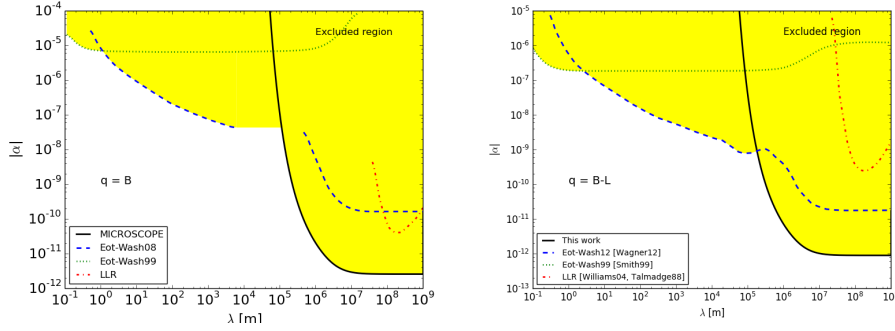
$$\alpha_{ij} = \alpha \left( \frac{q}{\mu} \right)_i \left( \frac{q}{\mu} \right)_j \quad (26)$$

with  $\mu$  the atomic mass in atomic units (e.g.  $\mu = 12$  for carbon-12, or  $\mu = 47.948$  for titanium). The definition of  $q$  depends on the microphysics of the coupling of the new massive degree of freedom to standard matter fields; see § 2.2.2 below for explicit examples. Taking into account the electromagnetic and nuclear binding energies, the charge usually reduces to the baryon or lepton numbers ( $B$  and  $L$ ) of the test mass materials; see e.g., Fayet (1990) and § 2.2.2 below. While purely phenomenological, this description is useful since it describes the macroscopic fifth force induced by a massive scalar field in the Newtonian regime. It follows that the Eötvös parameter due to a Yukawa potential between 2 bodies in free-fall around the Earth is

$$\eta = \alpha \left[ \left( \frac{q}{\mu} \right)_i - \left( \frac{q}{\mu} \right)_j \right] \left( \frac{q}{\mu} \right)_E \Phi \left( \frac{R_E}{\lambda} \right) \left( 1 + \frac{r}{\lambda} \right) e^{-\frac{r}{\lambda}} \quad (27)$$

( $\Phi = 1$  for the test masses since their sizes are much smaller than  $\lambda$ ). with  $r = R_E + h$ ,  $h$  being the altitude of the satellite.

Figure 4 summarizes the constraints obtained thanks to the MICROSCOPE experiments (Bergé et al. 2018a). The constraints on  $(\lambda, \alpha)$  are summarized in Hoyle et al. (2004); Bergé (2023), which typically shows that  $\alpha < 10^{-2}$  on scales ranging from the millimeter to the Solar system size. One shall however be careful with these constraints since geodesy experiments shall also take into account the shape of the Earth while many analysis assume a spherical Earth; see Bergé et al. (2018b) for a discussion of the impact of the shape of the Earth when constraining gravity and the geoid simultaneously.



**Fig. 4** Constraints on the Yukawa potential parameters  $(\alpha, \lambda)$  assuming  $q = B$  (left) or  $q = B-L$  (right) obtained by MICROSCOPE and compared to previous constraints (dotted: Smith et al. (2000), (Dashed: Schlamminger et al. (2008b)), Dot-dahed: Talmadge et al. (1988)). From (Bergé et al. 2018a).

### Conclusions

General Relativity is our reference theory to describe gravitation, that is the long range non-screened interaction. As we have seen the UFF is extremely well-tested in the Solar system and complemented by the test of the LPI described in this review. Besides, it is also tested with pulsars (Damour and Esposito-Farèse 1998; Esposito-Farèse 2005) in the strong field regime (Psaltis 2008) and, more recently thanks to the detection of gravitational waves. For more details we refer to Damour and Lilley (2008); Turyshev (2008); Will (1993, 2006). Needless to say that any extension of General Relativity has to pass these constraints. However, deviations from General Relativity can be larger in the past, as we shall see, which makes cosmology an interesting physical system to extend these constraints in spacetime but also to other matter component such as the dark matter that cannot be use, for now, in laboratory experiments.

#### 2.2.2 Varying constants and free fall: the link between LPI and UFF

As the previous discussion shows, the constancy of the fundamental constants and the universality are two pillars of the equivalence principle. Dicke (1964) realized that they are actually not independent and that if the coupling constants are spatially dependent then this will induce a violation of the universality of free fall.

#### Fifth force

The connection lies in the fact that the mass of any composite body, starting, e.g., from neutrons and protons and then nuclei, depends on the mass of the elementary particles that constitute it (this means that it will depend on the various Yukawa couplings and on the Higgs sector parameters) but also a contribution,  $E_{\text{binding}}/c^2$ , arising from the binding energies of the different interactions (i.e., strong, weak and electromagnetic) but also gravitational for

massive bodies. Thus, the mass of any body is a complicated function of all the constants,  $m[\alpha_i]$ .

It follows that the action for a point particle is no more given by Eq. (12) but by

$$S_{\text{matter}} = - \int m_A[\alpha_j] c \sqrt{-g_{\mu\nu}(x^\alpha) v^\mu v^\nu} dt, \quad (28)$$

where  $\alpha_j$  stands for the list of constants on which  $m_A$  depends. It includes  $\alpha_{\text{EM}}$  but also many others constants. The index  $A$  in  $m_A$  recalls that the dependence in these constants is a priori different for bodies of different chemical composition. The variation of this action gives the equation of motion

$$u^\nu \nabla_\nu u^\mu = - \left( \sum_i \frac{\partial \ln m_A}{\partial \alpha_i} \frac{\partial \alpha_i}{\partial x^\beta} \right) (g^{\beta\mu} + u^\beta u^\mu). \quad (29)$$

It departs from a pure geodesic motion due to the appearance of a fifth force

$$F_5^\mu \equiv - \left( \sum_i \frac{\partial \ln m_A}{\partial \alpha_i} \frac{\partial \alpha_i}{\partial x^\beta} \right) (g^{\beta\mu} + u^\beta u^\mu) \quad (30)$$

that is, thanks to the projection operator  $(g^{\beta\mu} + u^\beta u^\mu)$ , purely spatial, i.e.,  $F_5^\mu u_\mu = 0$ . The first parenthesis contains the sensitivities of the mass on a variation of the various constants  $\alpha_i$ ,

$$f_{A,i} \equiv \frac{\partial \ln m_A}{\partial \alpha_i}. \quad (31)$$

To finish, the force is non-vanishing only if the constants enjoy a 4-gradient,  $\partial \alpha_i / \partial x^\beta \neq 0$ , that is if at least one of them varies in space and/or time.

The expression (29) provides the link between variation of fundamental constants and the universality of free fall. This simple argument shows that if the constants depend on time then there must exist an anomalous acceleration that will depend on the chemical composition of the body  $A$ . It implies that, given a microscopic physical model to compute the sensitivities  $f_{A,i}$ , any constraint on the UFF can be translated on a constraint on  $\partial \alpha_i / \partial x^\beta$ . Similarly, any model with varying constants e.g. on cosmological scales, will inevitably induce a violation of UFF in the Solar system, which creates a strong link between cosmological and local scales. Concrete examples of such fifth force will be discussed in Section 3.

#### Newtonian limit

In the Newtonian limit  $g_{00} = -1 + 2\Phi_N/c^2$ , and at first order in  $v/c$ , the equation of motion of a test particle reduces to

$$\mathbf{a} = \mathbf{g}_N + \delta \mathbf{a}_A, \quad \delta \mathbf{a}_A = -c^2 \sum_i f_{A,i} \left( \nabla \alpha_i + \dot{\alpha}_i \frac{\mathbf{v}_A}{c^2} \right) \quad (32)$$

so that in the slow velocity (and slow variation) limit it reduces to

$$\delta \mathbf{a}_A = -c^2 \sum_i f_{A,i} \nabla \alpha_i.$$

This allows one to get the Eötvös parameter as

$$\eta_{AB} = \frac{c^2}{g_N} \sum_i |(f_{A,i} - f_{B,i}) \nabla \alpha_i|. \quad (33)$$

so that the constraints summarized in Table 6 can be translated on a constraint on the gradient of the fundamental constant on Earth length scale.

The anomalous acceleration (32) is generated by the change in the (electromagnetic, gravitational, ...) binding energies (Dicke 1964; Haugan and Will 1976; Nordtvedt 1990) but also in the Yukawa couplings and in the Higgs sector parameters so that the  $\alpha_i$ -dependencies are a priori composition-dependent. As a consequence, any variation of the fundamental constants will entail a violation of the universality of free fall: the total mass of the body being space dependent, an anomalous force appears if energy is to be conserved. The variation of the constants, deviation from General Relativity and violation of the weak equivalence principle are in general expected together.

#### *Sensitivity parameters*

The composition dependence of  $\delta \mathbf{a}_A$  and thus of  $\eta_{AB}$  can be used to optimize the choice of materials for the experiments testing the equivalence principle (Damour 1996; Damour and Donoghue 2008, 2010b) but also to distinguish between several models if data from the universality of free fall and atomic clocks are combined (Dent 2007).

From a theoretical point of view, the computation of  $\eta_{AB}$  requires the determination of the coefficients  $f_{Ai}$ . This can be achieved in two steps by first relating the new degrees of freedom of the theory to the variation of the fundamental constants and then relating them to the variation of the masses. As we shall detail in Sect. 3, the first issue is very model dependent while the second is especially difficult (see § 4.2), particularly when one wants to understand the effect of the quark masses, since it is related to the intricate structure of QCD and its role in low energy nuclear reactions.

As an example, the mass of a nuclei of charge  $Z$  and atomic number  $A$  can be expressed as

$$m(A, Z) = Zm_p + (A - Z)m_n + Zm_e + E_S + E_{EM}, \quad (34)$$

where  $E_S$  and  $E_{EM}$  are respectively the strong and electromagnetic contributions to the binding energy. The Bethe–Weizsäcker formula allows to estimate the latter as

$$E_{EM} = 98.25 \frac{Z(Z-1)}{A^{1/3}} \alpha_{EM} \text{ MeV}. \quad (35)$$

If we decompose the proton and neutron masses as (Gasser and Leutwyler 1982)

$$m_{(p,n)} = u_3 + b_{(u,d)}m_u + b_{(d,u)}m_d + B_{(p,n)}\alpha_{\text{EM}} \quad (36)$$

where  $u_3$  is the pure QCD approximation of the nucleon mass ( $b_u$ ,  $b_d$  and  $B_{(n,p)}/u_3$  being pure numbers), it reduces to

$$m(A, Z) = (Au_3 + E_S) + (Zb_u + Nb_d)m_u + (Zb_d + Nb_u)m_d + \left( ZB_p + NB_n + 98.25 \frac{Z(Z-1)}{A^{1/3}} \text{ MeV} \right) \alpha_{\text{EM}}, \quad (37)$$

with  $N = A - Z$ , the neutron number. For an atom, one would have to add the contribution of the electrons,  $Zm_e$ . This expression clearly depends on strong, weak and electromagnetic quantities. The numerical coefficients  $B_{(n,p)}$  are given explicitly by (Gasser and Leutwyler 1982)

$$B_p\alpha_{\text{EM}} = 0.63 \text{ MeV} \quad B_n\alpha_{\text{EM}} = -0.13 \text{ MeV}. \quad (38)$$

Such estimations were used in the first analysis of the relation between variation of the constant and the universality of free fall (Damour and Polyakov 1994a; Dvali and Zaldarriaga 2002; Uzan 2003a) but the dependence on the quark mass is still not well understood and we refer to Damour and Donoghue (2008, 2010b); Dmitriev and Flambaum (2003); Donoghue (2006); Flambaum and Shuryak (2003) for some attempts to refine this description. It is also important to stress that a microscopic model with only a varying fine structure constant will generate varying proton and neutron masses due from their binding energies, an effect that cannot be neglected.

For macroscopic bodies, the total mass also inherits a negative contribution,

$$\Delta m(G) = -\frac{G}{2c^2} \int \frac{\rho(\vec{r})\rho(\vec{r}')}{|\vec{r} - \vec{r}'|} d^3\vec{r} d^3\vec{r}', \quad (39)$$

from the gravitational binding energy. As a conclusion, from (37) and (39), we expect the masses to depend on all the coupling constant,  $m(\alpha_{\text{EM}}, \alpha_{\text{W}}, \alpha_{\text{S}}, \alpha_{\text{G}}, \dots)$ . We shall discuss this issue in more detail in Sect. 4.2.

To finish, note that varying coupling constants can also be associated with violations of local Lorentz invariance and CPT symmetry (Kostelecký et al. 2003; Bertolami et al. 2004; Gurzadyan et al. 2010).

### 2.3 Relations with cosmology

Most constraints on the time variation of the fundamental constants will not be local and related to physical systems at various epochs of the evolution of the universe. It follows that the comparison of different constraints requires a full cosmological model. Besides, many varying fundamental constant models have been related to the study of dark energy models involving a light field. Thus, we need to recall the basics of the current cosmological model.

**Table 7** Main cosmological parameters in the standard  $\Lambda$ -CDM model. There are 7 main parameters (because  $\sum \Omega_i = 0$ ) to which one can add 6 more to include dark energy, neutrinos and gravity waves. Note that often the spatial curvature is set to  $\Omega_K = 0$ . (See, e.g., Komatsu et al. 2009; Aghanim et al. 2020).

Parameter	Symbol	Value
Reduced Hubble constant	$h$	$0.6766 \pm 0.0042$
Baryon-to-photon ratio	$\eta = n_b/n_\gamma$	$6.12(19) \times 10^{-10}$
Photon density	$\Omega_\gamma h^2$	$2.471 \times 10^{-5}$
Dark matter density	$\Omega_{\text{CDM}} h^2$	$0.11933 \pm 0.00091$
Baryon density	$\Omega_b h^2$	$0.02242 \pm 0.00014$
Matter density	$\Omega_m h^2$	$0.14240 \pm 0.00087$
Matter density	$\Omega_m$	$0.3111 \pm 0.0056$
Cosmological constant	$\Omega_\Lambda$	$0.6889 \pm 0.0056$
Spatial curvature	$\Omega_K$	$0.011(12)$
Scalar modes amplitude	$Q$	$(2.0 \pm 0.2) \times 10^{-5}$
Scalar spectral index	$n_S$	$0.958(16)$
Neutrino density	$\Omega_\nu h^2$	$(0.0005 - 0.023)$
Dark energy equation of state	$w$	$-0.97(7)$
Scalar running spectral index	$\alpha_S$	$-0.05 \pm 0.03$
Tensor-to-scalar ratio	$T/S$	$< 0.36$
Tensor spectral index	$n_T$	$< 0.001$
Tensor running spectral index	$\alpha_T$	$?$
Baryon density	$\Omega_b h^2$	$0.0223(7)$

### 2.3.1 $\Lambda$ CDM standard cosmological model

Our current cosmological model is known as the  $\Lambda$ CDM (see Peter and Uzan 2009; Uzan 2021 for a detailed description, and Table 7 for the typical value of the cosmological parameters).

It is important to recall that its construction relies on 4 main hypotheses:

- (H1) a theory of gravity;
- (H2) a description of the matter components contained in the Universe and their non-gravitational interactions;
- (H3) symmetry hypothesis; and
- (H4) a hypothesis on the global structure, i.e., the topology, of the Universe.

These hypotheses are not on the same footing since H1 and H2 refer to the physical theories. However, these hypotheses are not sufficient to solve the field equations and we must make an assumption on the symmetries (H3) of the solutions describing our Universe on large scales while H4 is an assumption on some global properties of these cosmological solutions, with same local geometry. But the last two hypothesis are unavoidable because the knowledge of the fundamental theories is not sufficient to construct a cosmological model (Uzan 2010a).

The  $\Lambda$ CDM model assumes that gravity is described by General Relativity (H1), that the Universe contains the fields of the standard model of particle physics plus some dark matter and a cosmological constant, the latter

two having no physical explanation at the moment. It also deeply involves the Copernican principle as a symmetry hypothesis (H3), without which the Einstein equations usually cannot be solved, and assumes most often that the spatial sections are simply connected (H4). H2 and H3 imply that the description of the standard matter reduces to a mixture of a pressureless and a radiation perfect fluids. This model is compatible with all astronomical data despite the fact that anomalies have been showing up in the past years (Peebles 2022). It roughly indicates that  $\Omega_{\Lambda 0} \simeq 0.73$ ,  $\Omega_{\text{mat}0} \simeq 0.27$ , and  $\Omega_{K0} \simeq 0$ . Thus, cosmology roughly imposes that  $|\Lambda_0| \leq H_0^2$ , that is  $\ell_\Lambda \leq H_0^{-1} \sim 10^{26} \text{ m} \sim 10^{41} \text{ GeV}^{-1}$ .

### 2.3.2 Dark energy and its implications

The analysis of the cosmological dynamics of the universe and of its large scale structures requires the introduction of a new constant, the *cosmological constant*, associated with a recent acceleration of the cosmic expansion, that can be added to the Einstein–Hilbert action as

$$S_{\text{grav}} = \frac{c^3}{16\pi G} \int \sqrt{-g}(R - 2\Lambda) d^4x.$$

This constant can equivalently be introduced in the matter action. Note, however, that it is disproportionately small compared to the natural scale fixed by the Planck length

$$\rho_{\Lambda 0} \sim 10^{-120} M_{\text{Pl}}^4 \sim 10^{-47} \text{ GeV}^4. \quad (40)$$

Classically, this value is no problem but it was pointed out that at the quantum level, the vacuum energy should scale as  $M^4$ , where  $M$  is some energy scale of high-energy physics. In such a case, there is a discrepancy of 60–120 order of magnitude between the cosmological conclusions and the theoretical expectation. This is the *cosmological constant problem* (Weinberg 1989).

Two approaches to solve this problem have been considered. Either one accepts such a constant and such a fine-tuning and tries to explain it on anthropic ground. Or, in the same spirit as Dirac, one interprets it as an indication that our set of cosmological hypotheses have to be extended, by either abandoning the Copernican principle (Uzan et al. 2008b) or by modifying the local physical laws (either gravity or the matter sector). The way to introduce such new physical degrees of freedom were classified in Uzan (2007). In that latter approach, the tests of the constancy of the fundamental constants are central, since they can reveal the coupling of this new degree of freedom to the standard matter fields. Note, however, that the cosmological data still favor a pure cosmological constant.

### 2.3.3 Light fields phenomenology

Among all the proposals quintessence Ratra and Peebles (1988) involves a scalar field rolling down a runaway potential hence acting as a fluid with an

effective equation of state in the range  $-1 \leq w \leq 1$  if the field is minimally coupled. It was proposed that the quintessence field is also the dilaton (Riazuelo and Uzan 2000; Gasperini et al. 2002). The same scalar field then drives the time variation of the cosmological constant and of the gravitational constant and it has the property to also enjoy tracking solutions (Uzan 1999). Such models do not solve the cosmological constant problem but only relieve the coincidence problem. One of the underlying motivation to replace the cosmological constant by a scalar field comes from superstring models in which any dimensionful parameter is expressed in terms of the string mass scale and the vacuum expectation value of a scalar field. However, the requirement of slow roll (mandatory to have a negative pressure) and the fact that the quintessence field dominates today imply, if the minimum of the potential is zero, that it is very light, roughly of order  $m \sim 10^{-33}$  eV (Carroll 1998).

Such a light field will inevitably lead to violations of the universality of free fall and variation of the fundamental constants if it is non-universally coupled to the matter fields. Carroll (1998) considered the effect of the coupling of this very light quintessence field to ordinary matter via a coupling to the electromagnetic field as  $\phi F^{\mu\nu} \tilde{F}_{\mu\nu}$ . Chiba and Khorrami (2002) also argued that an ultra-light quintessence field induces a time variation of the coupling constant if it is coupled to ordinary matter and studied a coupling of the form  $d_e \phi F^{\mu\nu} F_{\mu\nu}$ , as, e.g., expected from Kaluza–Klein theories (see § 3.4 below). Such a coupling with  $d_e \ll 1$  generically arise if quantum gravity effects weakly break an underlying global symmetry of  $\phi$  near the Planck scale Kallosh et al. (1995).

As will be described in Section 7, many models link the acceleration of the cosmic expansion and the variation of fundamental constants. While a deviation from  $w = -1$  is difficult to detect, quintessence may reveal itself through the variation of fundamental constants.

### 2.3.4 Ultra-light Dark Matter models

As we shall see in more details below, in a Friedmann-Lemaître spacetime, a massive scalar field with linear coupling enjoys a Klein-Gordon equation of the form  $\ddot{\varphi} + 3H\dot{\varphi} + m^2\varphi = E\pi G\sigma$  where  $H = \dot{a}/a$  is the Hubble parameter. The second term sources a Hubble damping that can be neglected as long as  $m_\varphi \gg H_0 \sim 1.5 \times 10^{-33}$  eV.  $\sigma$  is a source term that arise from the coupling of  $\varphi$  to the standard model field, see Eq. (68) with  $\alpha(\varphi) = cst$  below. Being related to the baryonic matter density, it will evolve with a characteristic time scale of  $H^{-1}$  so that for periods much shorter, it can be considered constant. In this regime, the solution of the Klein-Gordon as a superposition of a term sourced by the standard matter and an oscillating component,

$$\varphi(t) = \frac{4\pi G\sigma}{m_\varphi^2} + \varphi_0 \cos(m_\varphi t + \delta). \quad (41)$$

Averaging its energy and pressure,  $4\pi G\rho_\varphi = (\dot{\varphi} + V)/2$  and  $4\pi GP_\varphi = (\dot{\varphi} - V)/2$  – using the notation and normalisation of Section 3.1.1 – over a period



much smaller than  $H^{-1}$ , the scalar field behaves as a pressureless component that can be identified with dark matter (DM) with density

$$4\pi G\rho_\varphi = \frac{1}{2}m_\varphi^2\varphi_0^2. \quad (42)$$

Note however that light scalar fields do not behave exactly as perfect cold dark matter on short length scales, where their density perturbations have a nonzero sound speed. For  $m_\varphi < 10^{-22}$  eV, they would have inhibited cosmological structure growth (Marsh and Silk 2014) in conflict with observations. In this mass range, the field would behave classically. Hence, a light dilaton with mass in the range

$$m_\varphi \in (10^{-22} - 1) \text{ eV} \quad (43)$$

can act as a dark matter component. such an ultralight bosonic field as dark matter has large occupation numbers per mode and behaves as a classical wave with a frequency proportional to  $m_\varphi$ .

It was realized that, as already discussed in the previous section on quintessence, that the light field shall couple to standard model fields so that these dark matter models can be detected in laboratory experiments, in particular through the variation of fundamental constants they induce. Arvanitaki et al. (2015); Stadnik and Flambaum (2015c); Van Tilburg et al. (2015); Stadnik and Flambaum (2015a); Derevianko (2016). Stadnik and Flambaum (2016a) proposed to search for this DM component with laser interferometer measurements, such as large-scale gravitational-wave detectors (e.g., LIGO, Virgo, GEO600,...) and investigate the design of a strontium optical lattice clock – silicon single-crystal cavity interferometer as a novel small-scale platform. Savalle et al. (2019b) investigate the detection of light DM thanks to space-time separated clocks that are shown to probe different parameter combinations than the “usual” co-located clock experiments. We refer to Stadnik and Flambaum (2015b) for an overview of recent developments in the detection of light bosonic dark matter, including axion, pseudoscalar axion-like and scalar dark matter and to Safronova et al. (2018a); Safronova (2019) for extensive reviews on the search for light dark matter and Budker et al. (2024) for a study of spacecraft missions to detect such halos with instruments such as quantum clocks, atomic and molecular spectrometers designed to search for fast (tens of hertz to gigahertz) oscillations of fundamental constants. Gué et al. (2024) present the theoretical investigation of the expected experimental signals produced by freely falling atoms with time oscillating mass and transition frequency that may be the coupling of scalar DM to standard matter showing that they would produce a non-zero differential phase shift in atom interferometers. Indeed, since the mass of dark matter particle is unknown, one should do Fourier analysis of the data to separate the oscillating signal.

From a theoretical point of view, most analysis rely on the light dilaton model described in detail in § 7.2 with linear or quadratic couplings. Note that Gan and Liu (2023) proposed to consider a dark photon coupled to electromagnetism with a  $\varphi$  dependent coupling, which allows one to open the early

time parameter space to produce dark matter while being compatible with actual laboratory constraints, making the dark photon a still viable candidate for dark matter. Note that it was pointed out the claim by [Bauer and Chakraborti \(2024\)](#) that the quadratic interactions of axion dark matter lead to a divergence of the axion field value for decay constant smaller than  $10^{15}$  GeV so that the field value for the axion close to a massive body like Earth is divergent in a similar way as the spontaneous scalarization ([Damour and Esposito-Farèse 1993, 1996](#)) arising in scalar-tensor theories for light scalars in the presence of massive bodies .

### 2.3.5 Dark Matter topological defects

Note also that such a scalar field can also form topological defects ([Vilenkin and Shellard 1994](#)) that can result in the existence of domain with different values of the fundamental constants ([Olive et al. 2011](#)), as described in § 8.3.3. Besides, the dark matter density would be concentrated into many distinct, compact spatial regions. [Essig et al. \(2013\)](#) proposed a classification of the way the fields forming the defect interact with the standard matter, using the so-called “portals”, the collection of gauge-invariant operators of the standard matter coupled with the operators from the dark sector and [Derevianko and Pospelov \(2014\)](#) described many field set-ups that could lead to monopole, strings or wall assuming linear and quadratic coupling. Besides the linear,  $\varphi m_\psi \bar{\psi}\psi$ , and quadratic,  $\varphi^2 m_\psi \bar{\psi}\psi$ , couplings they consider an axionic portal  $\partial_\mu \varphi \bar{\psi} \gamma_\mu \psi$  and a current-current portal  $\varphi^* \partial_\mu \varphi \bar{\psi} \gamma_\mu \psi$ . They emphasized that networks of correlated atomic clocks, such as the Global Positioning System, are a powerful tool to search for this topological defect dark matter, hence providing a new fundamental physics application to the ever-improving accuracy of atomic clocks. Indeed, during the encounter with an extended dark matter object, as it sweeps through the network, initially synchronized clocks will become desynchronized. Time discrepancies between spatially-separated clocks are expected to exhibit a distinct signature, encoding defect’s space structure and its interaction strength with atoms. [Stadnik and Flambaum \(2015c\)](#) detailed the detection of topological defect dark matter through transient-in-time effects and for a relic, coherently oscillating condensate. [Roberts et al. \(2017\)](#) found no evidence for DM in the form of domain walls from the mining 16 years of archival GPS data. A Global Network of Optical Magnetometers for Exotic physics searches (GNOME) was proposed to reach higher sensitivities ([Afach et al. 2021](#)).

### 2.3.6 Varying constants and cosmology

We have three means of investigation and types of relations between varying constants and the cosmological model within the scalar field extension of the standard  $\Lambda$ CDM.

*Test field*

The field driving the time variation of the fundamental constants is not tailored to explain the acceleration of the universe (either it does not dominate the matter content today or its equation of state is not negative enough). In such a case, the variation of the constants is disconnected from the dark energy problem. Cosmology then allows us to determine the dynamics of this field during the whole history of the universe and thus to compare local and cosmological constraints and interpret all the data consistently but the new field does not modify the cosmic history. An example is provided by scalar-tensor theories (see Sect. 3.1.1) for which one can compare, e.g., primordial nucleosynthesis to local constraints (Damour and Pichon 1999).

Note however that in such a situation one should take into account the effect of the variation of the constants on the astrophysical observations since it can affect local physical processes and bias, e.g., the luminosity of supernovae and indirectly modify the distance luminosity-redshift relation derived from these observations (Barrow and Magueijo 2000; Riazuelo and Uzan 2002).

*Dark sector candidate*

The field driving the time variation of the fundamental constants is also responsible for the “dark sector”. It can account for dark matter or cause the late time acceleration of the cosmic expansion (see § 7.4 for concrete examples and the discussion of § 2.3.3 above).

It follows that the local value of the scalar field and time derivatives are related either to the dark matter abundance or to the equation of state of dark energy. Hence, the dynamics of the universe, the level of variation of the constants and the other deviations from general relativity are connected (Damour and Polyakov 1994a; Damour et al. 2002b; Uzan 2004; Martin et al. 2006; Uzan 2007; Damour and Lilley 2008) so that the study of the variation of the constants can improve, within the model, the reconstruction of the equation state of the dark energy (Avelino et al. 2006; Doran 2005; Nunes et al. 2009; Parkinson et al. 2004).

*Dark-visible matter equivalence principle*

Note that the question of the validity of the equivalence principle in the dark sector is also crucial since it cannot be tested in the laboratory or in Solar system experiments. To that purpose, Coc et al. (2009c) derived the constraints from BBN on a scalar-tensor theory with non-universal coupling with dark sector so that no violation of the EEP can be witnessed in the visible sector, following earlier proposals by Damour et al. (1990); Fuzfa and Alimi (2007). Mohapi et al. (2016) constrain such a coupling from galactic observations of strong lensing and of velocity dispersion, showing that data favor violations through coupling strengths that are of opposite signs for ordinary and dark matter even though no deviation from GR.

From a theoretical perspective, this opens the question of whether one can modify the dark matter gravity sector independently of the standard matter

sector, in particular for since such models have become candidates to a solution of the Hubble tension (Pitrou and Uzan 2024; Uzan and Pitrou 2024). In some models, a scalar fifth force may potentially lead to a violation of the WEP that could be probed Carroll et al. (2010); Mantry (2010), in particular if dark and standard matter fields interact. Such models are however strongly constrained Carroll et al. (2009). It has also been suggested that the anomalies in the positron/electron spectra may arise from a long-range dark force mediating the dark matter annihilation and that it could be detected at the LHC Bai and Han (2009). Then, one shall investigate the effects of the scalar force in astrophysical environments and how it modifies DM haloes, see e.g., Refs. Frieman and Gradwohl (1991); Gradwohl and Frieman (1992); Nusser et al. (2005); Kesden and Kamionkowski (2006); Bean et al. (2008); Keselman et al. (2010); Mohapi et al. (2016) for tests of the WEP between the visible and DM sectors. Ref. Peebles (2012) suggested that a DM fifth force seems to have beneficial effects for DM distribution on small scales and that an extra evanescent component of matter with evolving mass and a fifth force large enough may be needed to reach a better understanding of early assembly of more nearly isolated protogalaxies.

### *The Hubble tension*

A new connection has appeared with the *Hubble tension*. In a simplified way, this tension arises from the fact that the value of the Hubble constant  $H_0$  derived from the analysis of CMB+BAO data differs from the one obtained at low redshift from the Hubble diagram. Hence, it is usually formulated Schöneberg et al. (2022) as a low/high-redshift tension since in first approximation, the key physical parameters at the background level are the comoving sound horizon

$$r_s = \frac{1}{H_0} \int_{z_*}^{\infty} \frac{c_s dz}{H(z)/H_0} \quad (44)$$

with  $z_* \sim 1088$  the redshift at recombination, and the comoving angular diameter distance

$$R_{\text{ang}}(z) = \frac{1}{H_0} f_K \left[ \int_0^z \frac{dz}{H(z)/H_0} \right], \quad (45)$$

related to the angular (or luminosity) distance,  $D_A(z) = R_{\text{ang}}(z)/(1+z)$  or  $D_L = (1+z)R_{\text{ang}}(z)$ ; see Appendix B for definitions. Their ratio fixes the physical angular scales of the acoustic peaks of the CMB.

The precision of CMB observations set a strong constraint on this quantity from which one can get the early time estimations of  $H_0$  given the knowledge of the baryon and dark matter (DM) energy densities. It follows that most of the arguments on the  $H_0$  tension circle around the sound horizon with two main categories of models Di Valentino et al. (2021); Schöneberg et al. (2022); Abdalla et al. (2022): (1) “*Late time models*” modify the expansion history after recombination, increasing  $H_0$  but keeping  $r_s$  unchanged; (2) “*Early time models*” modify the expansion history before recombination, e.g. through energy injection around the recombination, changing both  $H_0$  and  $r_s$  so as to

have a lower sound horizon to allow for a larger  $H_0$  to which one can add (3) “*earlier recombination models*” (Jedamzik et al. 2021) and (4) “*modified DM gravity models*” (Pitrou and Uzan 2024; Uzan and Pitrou 2024) in which the gravitation in the DM sector is assumed to enjoy a scalar-tensor gravity while the visible sector remains unaffected. Many of these models assume a form of dark energy or an interaction of dark matter with a new matter component and in particular a scalar field. The dynamics of these 4 categories have been compared on Fig. 6 of Uzan and Pitrou (2024).

It was realized that the Einstein-Boltzmann equations used to predict CMB+BAO is invariant Rich (2015); Cyr-Racine et al. (2022); Ge et al. (2023) under the rescaling transformations<sup>7</sup>

$$H \rightarrow \lambda H \quad G\rho \rightarrow \lambda^2 G\rho \quad \sigma_T n_e \rightarrow \lambda \sigma_T n_e, \quad A_s \rightarrow A_s \lambda^{1-n_s}$$

of the Hubble parameter, gravitational constant, Thomson scattering and amplitude of the cosmological perturbation, the latter involving a dependence on the spectral index  $n_s$  of the initial power spectrum. Hence, it led to the idea that the Hubble tension may be related to the variation of constants. A varying gravitational constant was proposed Bégue et al. (2019) and implemented in different ways Knox and Millea (2020); Di Valentino et al. (2021); Abdalla et al. (2022) as a generalisation of old extended quintessence models (Uzan 1999). Most of these models face difficulties with either primordial nucleosynthesis (and/or local constraints on deviations from General Relativity. Cyr-Racine et al. (2022) implementing this scaling by invoking a mirror world but the model requires primordial an helium abundance in contradiction with BBN results. Zhang and Frieman (2022) extended this to a model of a massive field with linear and quadratic coupling able to resolve the tension while keeping the same Helium-4 abundance from BBN provided  $\Delta\alpha_{\text{EM}}/\alpha_{\text{EM}} \simeq -2 \times 10^{-5}$  at recombination.

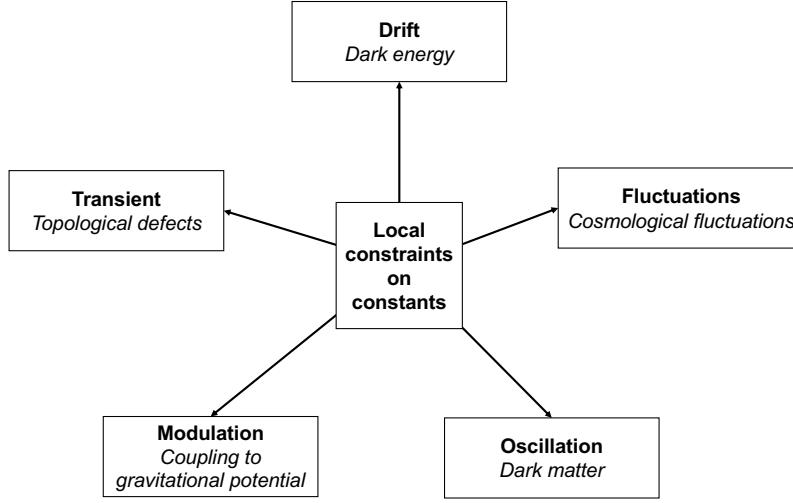
Indeed, in order for the sound horizon, and thus CMB predictions, to remain unchanged, one needs to also modify the Thomson cross-section  $\sigma_T$ , i.e. the non-gravitational physics which is highly constrained. The idea to “compensate” the variation of the gravitational constant by a variation of the fine structure constant and/or electron mass and thus the possibility to solve or alleviate the Hubble tension thanks to a variation of the constant has first been noticed by Hart and Chluba (2020) and it has attracted an huge attention since then; see the report of the latest constraints in § 5.10. Hart and Chluba (2022b) then showed that varying  $(\alpha_{\text{EM}}, m_e)$  can alleviate the Hubble tension despite the CMB (Ade et al. 2015) while being compatible with other constraints on the variation of constants, as discussed in this review, that shall indeed be included together with the cosmological observations.

From the study of the impact the scaling of the parameters on the, Sekiguchi and Takahashi (2021) demonstrated that if the Hubble constant and electron

<sup>7</sup> Rich (2015) derives the dependence of the CMB temperature angular power spectrum to the 4 dimensionless quantities where  $m_\chi$  is the mass of the dark matter particle, demonstrating in particular that  $\Delta[m_p/m_\chi]/(m_p/m_\chi) = 0.09 \pm 0.15$  while  $m_\chi$  is not known.

mass are scaled  $\Delta h/h \sim 3.23\Delta m_e/m_e$  then the CMB is barely unchanged. Hence, one could resolve the Hubble tension at the expense of a higher  $m_e$ . However this would also require that  $\Delta\Omega_m/\Omega_m = -5.46\Delta m_e/m_e$  resulting in a lower  $\Omega_m$  (Lee et al. 2023), which is potentially a critical issue since this would be in contraction with SNIa and BAO data. As understood by Sekiguchi and Takahashi (2021), this could be resolved by allowing for a non-vanishing space curvature, which actually turned out to be the best-fit model in the extensive model comparisons by Schöneberg et al. (2022) or by including early dark energy (Hart and Chluba 2022a) highlighting clearly the connection between  $m_e$  and  $H_0$ . Note that a non-vanishing space curvature needs to face model-building issues in inflation and in tension with the analysis by Di Dio et al. (2016).

Most of the studies (Hart and Chluba 2018, 2020; Schöneberg et al. 2022; Khalife et al. 2024; Baryakhtar et al. 2024; Seto and Toda 2024; Toda et al. 2024; Schöneberg and Vacher 2024) considered a *constant shift* of the electron mass between CMB and today; see § 5.10 and Table 21. Following Martins et al. (2015b), some models consider a phenomenological evolution of the constants parameterized as  $[(1+z)/1000]^p$  for  $\alpha_{\text{EM}}$  and or  $m_e$  and include  $p$  in the fit; see e.g., Hart and Chluba (2020). While this accounts for a cosmic time evolution such a parameterisation accounts for choosing a “solution” to a non-specified underlying theory. While this could be sufficient to analyse background data, it shall be taken with a grain of salt for CMB analysis since perturbations cannot be treated consistently. As illustrated by Uzan and Pitrou (2024) on a scalar-tensor theory, such a model neglecting the treatment of the perturbations can make an error larger than a percent in its CMB predictions compared to the full treatment, with same background evolution. Indeed, many dynamical models can and have been constructed on the basis of a light scalar field; see e.g. Barrow and Magueijo (2005); Avelino (2008); Hoshiya and Toda (2023) as well as all the models discussed in § 7. As discussed in Eq. (366) all these models will induce a time variation of the constant in the Solar system that is sharply constrained. On the example of  $B(\varphi)F^2$  models discussed in § 7.4 Vacher and Schöneberg (2024) demonstrated that this is a critical hurdle to construct a viable model of varying constant that would resolve the Hubble tension since the field would have to relax rapidly enough to avoid the local constraints. In particular they demonstrate that in single-field models one has to extremely fine-tune the shape of the potential and/or the initial conditions. Indeed, for single field models in a potential that is not fine-tuned we can put a generic bound at recombination of  $\Delta\alpha_{\text{EM}}/\alpha_{\text{EM}} < 5 \cdot 10^{-4}$  95CL. To finish, let us also mention that Schöneberg and Vacher (2024) cooked up a model in which  $m_e \propto m_p$  to evade the local constraints on the variation of  $\bar{\mu}$  while allowing  $m_e$  to have varied between recombination and today.



**Fig. 5** The local studies of the variation of fundamental constants through either atomic clock experiments or bounds on the universality of free fall offer different connection with cosmology. Constraints on a *linear drift* open to dark energy modes (see § 7.1, § 7.2 or 7.4 for concrete examples), while *transients* allow one to study topological defects (see § 2.3.5 and § 8.3.3 for a concrete example). The study of *oscillations* give access to light dark matter models (see § 2.3.4 and § 7.2 for a massive field for a concrete example) while annual or diurnal *modulations* set bounds on the coupling to the gravitational potential, as described in § 8.2. Finally, the so-far experimentally unexplored *fluctuations* link to cosmological fluctuations; see e.g. § 8.3.

## 2.4 Conclusion

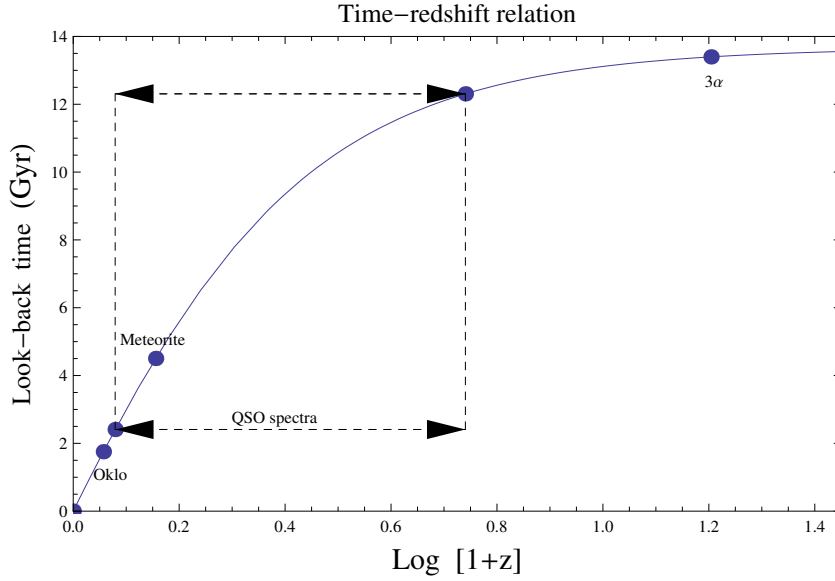
The cosmological model requires a new constant, the *cosmological constant*  $\Lambda$ , that needs to be included in our list of fundamental constants. Its value questions naturalness, hence motivating many lines of research.

Indeed, it may be replaced, as for any other constants, by a new degree of freedom accounting for a new component of dark energy. Note that since the cosmological constant is not connected with the standard model of particle physics, this does not imply a violation of the universality of free fall. The cosmological dynamics can be hope to constrain the dark energy equation of state in order to conclude whether it is varying or not. Cosmology also provides a link between the microphysics and macrophysics description of our universe, as foreseen by Dirac. The tests of fundamental constants can discriminate between various explanations of the acceleration of the universe and eventually indicate if the dark sector can be explained by a modification of General Relativity. Once a specific model is specified, cosmology also allows one to set stronger constraints since it relates observables that cannot be compared otherwise; we give several examples in Sect. 7. The cosmological model is also

needed to get the look-back time/redshift relation as depicted on Fig. 6 for the standard  $\Lambda$ CDM model.

To finish, and as summarized on Fig. 5, the study of the stability of fundamental constants in term of a drift, modulation, oscillation, transient or fluctuation links to various phenomena of cosmological interest such as dark matter, dark energy, topological defects. This creates a strong bond between local experiment and the global description of the universe, making the fundamental constants a key system to unveil the dark sector.

As we shall discuss dimensionless constants, we refer to [Narimani et al. \(2012\)](#); [Rich \(2013\)](#) for a rewriting of the cosmological observables in terms of dimensionless parameters, which is a useful insight.



**Fig. 6** Once a cosmological model is specified, one can deduce the look-back time-redshift relation, here for the standard  $\Lambda$ CDM model with the cosmological parameters of Table 7. We have also indicated some of the systems that will be studied in Section 5.



### 3 Theories with varying constants

Since the variation of one constant would result in a violation of the LPI and of the UFF, theories with varying constants are strongly related to the study of gravity theories beyond General Relativity. This Section describes this link by first recalling the standard universal scalar-tensor theories in § 3.1.1 mostly to clarify the connection between dynamical fields and constants as well as the role of the choice of a frame. This will be extended in § 3.1.2 to discuss the simplest varying fine structure constant theory and discuss general properties of non universal coupling while giving a concrete example of the connection between the amplitude of the variation of  $\alpha_{\text{EM}}$  and the Eötvös parameter. Since both are constrained to a high level in the Solar system, a new dynamical field shall be hidden which has led to the formulation of screening mechanisms described in § 3.2. This will highlight, in § 3.3, the role of the constants in the general search for any new physical degrees of freedom beyond the standard model, a standard prediction of many high-energy physics theories, summarized in § 3.4, that are generically predicting dynamical constants and hence set to the challenge of explaining why the latter are actually observed to vary so little, i.e., they have to provide an efficient stabilisation mechanism to be viable.

#### *Early insights*

As explained in the introduction, Dirac postulated that  $G$  varies as the inverse of the cosmic time. Such an hypothesis is indeed not a theory since the evolution of  $G$  with time is postulated and not derived from an equation of evolution<sup>8</sup> consistent with the other field equations, that indeed shall take into account that  $G$  is no more a constant. In particular, in a Lagrangian formulation one needs to take into account that  $G$  is no more constant and thus to be considered as a field when the action is varied. This will indeed have consequences in all the field equations and provide a new equation of motion.

The first implementation of Dirac's phenomenological idea into a field-theory framework (i.e., modifying Einstein's gravity and incorporating non-gravitational forces and matter) was proposed by Jordan (1937). He realized that the constants have to become dynamical fields and proposed the action

$$S = \int \sqrt{-g} d^4 \mathbf{x} \phi^\eta \left[ R - \xi \left( \frac{\nabla \phi}{\phi} \right)^2 - \frac{\phi}{2} F^2 \right], \quad (46)$$

$\eta$  and  $\xi$  being two parameters. It follows that both  $G$  and the fine-structure constant have been promoted to the status of dynamical fields.

<sup>8</sup> Note that the Dirac hypothesis can also be achieved by assuming that  $e$  varies as  $t^{1/2}$ . Indeed this reflects a choice of units, either atomic or Planck units. However, there is a difference: assuming that only  $G$  varies violates the strong equivalence principle while assuming a varying  $e$  results in a theory violating the weak equivalence principle. It does not mean that we are detecting the variation of a dimensionful constant but simply that either  $e^2/\hbar c$  or  $Gm_e^2/\hbar c$  is varying. This shows that many implementations of this idea are a priori possible.

Fierz (1956) realized that with such a Lagrangian, atomic spectra will be space-time-dependent, and he proposed to fix  $\eta$  to the value  $-1$  to prevent such a space-time dependence. This led to the definition of a one-parameter ( $\xi$ ) class of scalar-tensor theories in which only  $G$  is assumed to be a dynamical field. This was then further explored by Brans and Dicke (1961) (with the change of notation  $\xi \rightarrow \omega_{\text{BD}}$ ). In this Jordan–Fierz–Brans–Dicke theory the gravitational constant is replaced by a scalar field, which can vary both in space and time. It follows that, for cosmological solutions,  $G \propto t^{-n}$  with  $n^{-1} = 2 + 3\omega_{\text{BD}}/2$ . Thus, Einstein’s gravity is recovered when  $\omega_{\text{BD}} \rightarrow \infty$ . This kind of theory was further generalized to obtain various functional dependencies for  $G$  in the formalisation of scalar-tensor theories of gravitation (see, e.g., Damour and Esposito-Farèse 1992 or Will 1993).

The number of theoretical frameworks describing varying constants and gravity beyond General Relativity is too large so that it can be exhaustively reviewed. Hence, we first present generalities on scalar-tensor theories and their extension to include non universal couplings. This will bridge with the presentation of Section 2.2. Then, the connection with high-energy physics will be considered.

### 3.1 Introducing new fields: generalities

#### 3.1.1 The example of scalar-tensor theories

Let us start to remind how the standard general relativistic framework can be extended to make  $G$  dynamical on the example of scalar-tensor theories, in which gravity is mediated not only by a massless spin-2 graviton but also by a spin-0 scalar field that couples universally to matter fields (this ensures the universality of free fall).

##### *General action*

In the Jordan frame, using the notations by Esposito-Farèse and Polarski (2001), the action of the theory takes the form

$$S = \int \frac{d^4x}{16\pi G_*} \sqrt{-g} [F(\varphi)R - g^{\mu\nu}Z(\varphi)\varphi_{,\mu}\varphi_{,\nu} - 2U(\varphi)] + S_{\text{matter}}[\psi; g_{\mu\nu}], \quad (47)$$

where  $G_*$  is the bare gravitational constant. This action involves three arbitrary functions ( $F$ ,  $Z$  and  $U$ ) but only two are physical since there is still the possibility to redefine the scalar field.  $F$  needs to be positive to ensure that the graviton carries positive energy.  $S_{\text{matter}}$  is the action of the matter fields that are minimally coupled to the metric  $g_{\mu\nu}$ . It follows that the lengths and times as measured by laboratory apparatus are defined in this frame. Besides, the UFF and the WEP hold but not the SEP.

Note that the normalisation of the scalar fields  $\varphi$ , as well as  $\varphi_*$  in the Einstein frame formulation below, has been chosen to be dimensionless and

we set the mass scale

$$M_* = \frac{1}{\sqrt{8\pi G_*}}$$

which would reduce to the Planck mass in General Relativity. We set

$$\phi = M_*\varphi, \quad \phi_* = M_*\varphi_*. \quad (48)$$

Among all the scalar-tensor theories, the Brans-Dicke theory is defined by the single free dimensionless parameter  $\omega_{\text{BD}}$  as

$$F = \varphi, \quad Z = \frac{\omega_{\text{BD}}}{\varphi}, \quad U = 0. \quad (49)$$

*Field equations in the Jordan frame*

The variation of the action (47) gives the following field equations

$$F(\varphi) \left( R_{\mu\nu} - \frac{1}{2} g_{\mu\nu} R \right) = 8\pi G_* T_{\mu\nu} + Z(\varphi) \left[ \partial_\mu \varphi \partial_\nu \varphi - \frac{1}{2} g_{\mu\nu} (\partial_\alpha \varphi)^2 \right] + \nabla_\mu \partial_\nu F(\varphi) - g_{\mu\nu} \square F(\varphi) - g_{\mu\nu} U(\varphi), \quad (50)$$

$$2Z(\varphi) \square \varphi = -\frac{dF}{d\varphi} R - \frac{dZ}{d\varphi} (\partial_\alpha \varphi)^2 + 2\frac{dU}{d\varphi}, \quad (51)$$

$$\nabla_\mu T^\mu_\nu = 0, \quad (52)$$

where  $T \equiv T^\mu_\mu$  is the trace of the matter energy-momentum tensor  $T^{\mu\nu} \equiv (2/\sqrt{-g}) \times \delta S_m / \delta g_{\mu\nu}$ . As expected (Ellis and Uzan 2005), we have one equation, (50), which reduces to the standard Einstein equation when  $\varphi$  is constant and a new equation, (51), to describe the dynamics of the new degree of freedom while the conservation equation (52) of the matter fields is unchanged, as expected from the weak equivalence principle so that test-particle will follow geodesic of the metric  $g_{\mu\nu}$ .

*Field equations in Einstein frame*

It is useful to define an Einstein frame action through a conformal transformation of the metric

$$g_{\mu\nu}^* = F(\varphi) g_{\mu\nu} \iff g_{\mu\nu} = A^2(\varphi_*) g_{\mu\nu}^*. \quad (53)$$

In the following all quantities labeled by a star (\*) refer to Einstein frame. Defining the field  $\varphi_*$  and the two functions  $A(\varphi_*)$  and  $V(\varphi_*)$  (see, e.g., Esposito-Farèse and Polarski 2001) by

$$\begin{aligned} \left( \frac{d\varphi_*}{d\varphi} \right)^2 &= \frac{3}{4} \left( \frac{d \ln F(\varphi)}{d\varphi} \right)^2 + \frac{1}{2F(\varphi)}, \\ A(\varphi_*) &= F^{-1/2}(\varphi), \\ 2V(\varphi_*) &= U(\varphi) F^{-2}(\varphi), \end{aligned}$$

the action (47) reads as

$$S = \frac{1}{16\pi G_*} \int d^4x \sqrt{-g_*} [R_* - 2g_*^{\mu\nu} \partial_\mu \varphi_* \partial_\nu \varphi_* - 4V] + S_{\text{matter}}[A^2 g_{\mu\nu}^*; \psi]. \quad (54)$$

The kinetic terms have been diagonalized so that the spin-2 and spin-0 degrees of freedom of the theory are perturbations of  $g_{\mu\nu}^*$  and  $\varphi_*$  respectively. In this frame the field equations are

$$R_{\mu\nu}^* - \frac{1}{2} R_*^* g_{\mu\nu}^* = 8\pi G_* T_{\mu\nu}^* + 2\partial_\mu \varphi_* \partial_\nu \varphi_* - g_{\mu\nu}^* (g_*^{\alpha\beta} \partial_\alpha \varphi_* \partial_\beta \varphi_*) - 2V(\varphi) g_{\mu\nu}^*, \quad (55)$$

$$\square_* \varphi_* = -4\pi G_* \alpha(\varphi_*) T_* + dV(\varphi)/d\varphi_*, \quad (56)$$

$$\nabla_\mu^* T_{*\nu}^\mu = \alpha(\varphi_*) T_* \partial_\nu \varphi_*, \quad (57)$$

with

$$\alpha \equiv d \ln A / d\varphi_* \quad \text{and} \quad \beta \equiv d\alpha / d\varphi_*. \quad (58)$$

In this version, the Einstein equations are not modified. But, since the theory can now be seen as the theory in which all the mass are varying in the same way, there is a source term to the conservation equation. It follows that the motion of a test-body will enjoy a fifth force and will not be a geodesic of the metric  $g_{\mu\nu}^*$ , except for photons.

This shows that the same theory can be interpreted as a varying  $G$  theory or a universally varying mass theory, but remember that whatever its form the important parameter is the dimensionless quantity  $Gm^2/\hbar c$ . Still, all other dimensionless parameters will remain constant, and in particular mass ratios and the fine structure constant, simply as a consequence of the universal coupling.

#### Gravitational constant

The action (47) defines an effective gravitational constant  $G_{\text{eff}} = G_*/F = G_* A^2$ . This constant does not correspond to the gravitational constant effectively measured in a Cavendish experiment,

$$G_{\text{cav}} = G_* A_0^2 (1 + \alpha_0^2) = \frac{G_*}{F} \left( 1 + \frac{F_\phi^2}{2ZF + 3F_\phi^2} \right) \quad (59)$$

where the first term,  $G_* A_0^2$  corresponds to the exchange of a graviton while the second term  $G_* A_0^2 \alpha_0^2$  is related to the long range scalar force, a subscript 0 referring to the quantity evaluated today. The gravitational constant depends on the scalar field and is thus dynamical. In the case of the Brans-Dicke parametrisation (49) reduces to

$$G_{\text{cav}} = \frac{G_*}{\varphi} \frac{2\omega_{\text{BD}} + 4}{2\omega_{\text{BD}} + 3}. \quad (60)$$

### Local constraints

This illustrates the main features common to all models: (i) new dynamical fields appear (here a scalar field), (ii) some constant will depend on the value of this scalar field (here  $G$  is a function of the scalar field). It follows that the Einstein equations will be modified and that there will exist a new equation dictating the propagation of the new degree of freedom.

In this particular example, the coupling of the scalar field is universal so that no violation of the universality of free fall is expected. The deviation from General Relativity can be quantified in terms of the post-Newtonian parameters, which can be expressed in terms of the values of  $\alpha$  and  $\beta$  today as

$$\gamma^{\text{PPN}} - 1 = -\frac{2\alpha_0^2}{1 + \alpha_0^2}, \quad \beta^{\text{PPN}} - 1 = \frac{1}{2} \frac{\beta_0 \alpha_0^2}{(1 + \alpha_0^2)^2}. \quad (61)$$

These expressions are valid only if the field is light on the Solar system scales. If this is not the case then these conclusions may be changed (Khoury and Weltman 2004a). The Solar system constraints imply  $\alpha_0$  to be very small, typically  $\alpha_0^2 < 10^{-5}$  while  $\beta_0$  can still be large. Binary pulsar observations (Damour and Esposito-Farèse 1998; Esposito-Farèse 2005) impose that  $\beta_0 > -4.5$ . The time variation of  $G$  is then related to  $\alpha_0$ ,  $\beta_0$  and the time variation of the scalar field today

$$\frac{\dot{G}_{\text{cav}}}{G_{\text{cav}}} = 2\alpha_0 \left( 1 + \frac{\beta_0}{1 + \alpha_0^2} \right) \dot{\varphi}_{*0}. \quad (62)$$

This example shows that the variation of the constant and the deviation from General Relativity quantified in terms of the PPN parameters are of the same magnitude, because they are all driven by the same new scalar field.

The example of scalar-tensor theories is also very illustrative to show how deviation from General Relativity can be fairly large in the early universe while still being compatible with Solar system constraints. It relies on the attraction mechanism toward General Relativity (Damour and Nordtvedt 1993a,b).

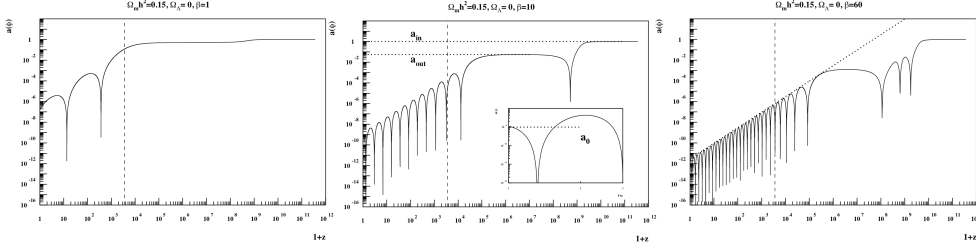
### Cosmological evolution

Consider the simplest model of a massless dilaton with quadratic coupling ( $\ln A = \frac{1}{2}\beta\varphi_*^2$ ). Note that the linear case correspond to a Brans-Dicke theory with a fixed deviation from General Relativity. It follows that  $\alpha_0 = \beta\varphi_{0*}$  and  $\beta_0 = \beta$ . As long as  $V = 0$ , the Klein-Gordon equation can be rewritten in terms of the variable  $p = \ln a$  as

$$\frac{2}{3 - \varphi_*'^2} \varphi_*'' + (1 - w) \varphi_*' = -\alpha(\varphi_*)(1 - 3w), \quad (63)$$

with  $w$  the equation of state of the fluid dominating the cosmological dynamics. As emphasized by Damour and Nordtvedt (1993a), this is the equation of motion of a point particle with a velocity dependent inertial mass,  $m(\varphi_*) = 2/(3 - \varphi_*'^2)$  evolving in a potential  $\alpha(\varphi_*)(1 - 3w)$  and subject to a damping force,  $-(1 - w)\varphi_*'$ . During the cosmological evolution the field is

driven toward the minimum of the coupling function. If  $\beta > 0$ , it drives  $\varphi_*$  toward 0, that is  $\alpha \rightarrow 0$ , so that the scalar-tensor theory becomes closer and closer to General Relativity. When  $\beta < 0$ , the theory is driven away from General Relativity and is likely to be incompatible with local tests unless  $\varphi_*$  was initially unrealistically close from 0.



**Fig. 7** Dynamics of a non-minimally scalar field arising from the Klein-Gordon equation (63). Since it couples to the trace of the stress-energy tensor, it generate an effective potential during the matter dominated era while it freezes to a constant value during the radiation era. The attraction toward the minimum of the coupling function  $a(\varphi) = \ln A(\varphi) = \frac{1}{2}\beta\varphi^2$  is more efficient for large  $\beta$ . The oscillations during the radiation era are caused by the electron-antielectron, muon-antimuon etc. annihilations. From [Coc et al. \(2006\)](#).

It follows that the deviation from General Relativity remains constant during the radiation era (up to threshold effects in the early universe ([Damour and Pichon 1999](#); [Coc et al. 2006](#)) and quantum effects ([Cembranos et al. 2009](#)) and the theory is then attracted toward General Relativity during the matter era. Note that it implies that postulating a linear or inverse variation of  $G$  with cosmic time is actually not realistic in this class of models. Since the theory is fully defined, one can easily compute various cosmological observables: late time dynamics ([Martin et al. 2006](#)), CMB anisotropy ([Riazuelo and Uzan 2002](#)), weak lensing ([Schimd et al. 2005](#)), BBN ([Damour and Pichon 1999](#); [Coc et al. 2006, 2009b](#)) in a consistent way and confront them with data.

#### *Further WEP preserving theories*

Scalar-tensor theories are a simple example of gravity theories beyond General Relativity. Many such theories have been formulated today and are of interest in particular to study the dark energy problem in cosmology (see e.g. [Clifton et al. \(2012\)](#) for a review). The *Lovelock theorem* ([Lovelock 1971](#)) states that the theory of gravity derived from an action principle. Provided (1) the theory is diffeomorphism-invariant, (2) the spacetime geometry is described by a Lorentzian  $D$ -dimensional manifold and the connection compatible with the metric is torsion and metricity free ( i.e., it reduces to the Levi-Civita connection, (3) the action depends solely on the metric manifold and (4) the

field equations are of second order in derivatives of the metric then the action functional is of the form

$$S[g] = \int d^D x \sqrt{-g} \sum_{i=0}^{(d-1)/2} \beta_i \mathcal{R}^{(i)}$$

with  $\beta_i$  coupling constants and  $\mathcal{R}^{(i)}$  the curvature invariants of order  $i$  of the Riemann tensor,

$$\mathcal{R}^{(i)} = \frac{k!}{2^k} \delta_{[\alpha_1 \beta_1 \dots \alpha_k \beta_k]}^{[\mu_1 \nu_1 \dots \mu_k \nu_k]} \prod_{j=1}^i R^{\alpha_j \beta_j}_{\mu_j \nu_j}.$$

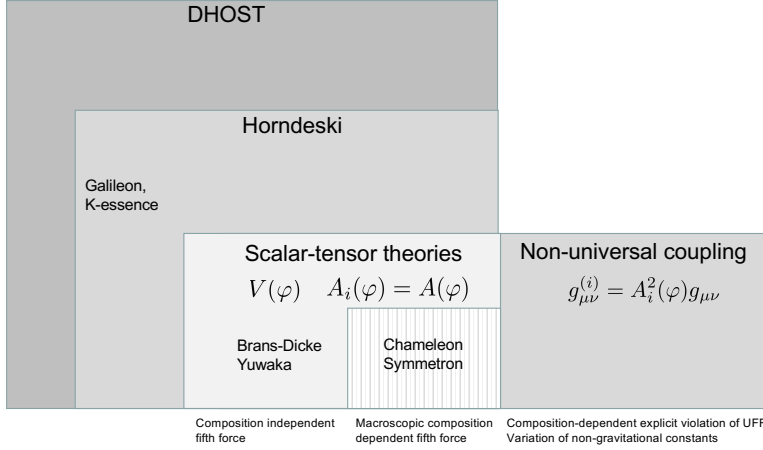
In  $D = 4$  dimensions, it reduces to General Relativity plus a cosmological constant together with the Gauss-Bonnet topological term, that does not modify the equations of motion,

$$S[g] = \int d^D x \sqrt{-g} [\beta_0 + \beta_1 R + \beta_2 (R^2 - 4R_{\mu\nu}R^{\mu\nu} + R_{\mu\nu\alpha\beta}R^{\mu\nu\alpha\beta})]$$

This tells us that there are 5 ways in which GR can be modified, by relaxing its assumptions respectively,

1. add new field involved in mediating the gravitational force, i.e., new fields coupled to the metric tensor in the Einstein–Hilbert action; this is the situation we have considered here.
2. work in more than  $D = 4$  for dimensions, such as, e.g., string theory, Kaluza-Klein theory, or the inclusion of a Gauss-Bonnet term in the action which only becomes relevant in higher dimensions; see § 3.4 below;
3. build a higher-order theory whose field equations contain greater than second-order derivatives, see e.g. the class of dhost theories (Langlois and Noui 2016);
4. give up locality, add torsion or break diffeomorphism invariance;
5. give up on the action principle; which we do not consider in this review.

While this provides a convenient guideline to classify gravity theories beyond General Relativity, this remains an idealized picture since indeed, one can relax several hypothesis simultaneously and that the same theory can be “read” differently given the way it is written mathematically. Figure 8 summarizes the different avenues to extend General Relativity and their relations. Scalar-tensor theories can be considered for many reasons as the simplest extensions of General Relativity. They are part of the larger class of Horndeski theories (Horndeski 1974), which are the most general 4-dimensional scalar-tensor theory whose Lagrangian leads to second-order equations of motion. To finish, note that a similar theorem relying on the Hamiltonian formulation was derived by Hojman et al. (1976). It suggests another route for extensions beyond General Relativity by considering deformations of the Dirac’s hypersurface deformation algebra, leading to the idea of emergent spacetime equipped with a deformed general covariance so that modifications of gravity appear even if one does not break the gauge symmetry but instead deform it.



**Fig. 8** DHOST theories satisfies the WEP at the Lagrangian level (left). They include as subcases the Horndeski theories (among which Galileon and K-essence) and scalar-tensor theories with many models, depending on the choice of the potential and coupling function. They are also a subcase of all non-universal theories (right). While the DHOST theories satisfies the WEP at the microscopic level, note that they may violate if as the macroscopic level, as described in § 3.2.

### 3.1.2 Making non-gravitational constants dynamical

#### *Simplistic varying- $\alpha_{\text{EM}}$ model*

Given the previous example, it seems a priori simple to cook up a theory that describes a varying fine-structure constant by coupling a scalar field to the electromagnetic Faraday tensor as

$$S = \frac{1}{16\pi G} \int \left[ R - 2(\partial_\mu \varphi)^2 - \frac{1}{4}B(\varphi)F_{\mu\nu}^2 \right] \sqrt{-g} d^4x + S_{\text{matter}}[\psi; g_{\mu\nu}] \quad (64)$$

so that the fine-structure will evolve according to  $\alpha_{\text{EM}} = B^{-1}$ . However, such a simple implementation may have dramatic implications on the universality of free fall because the contribution of the electromagnetic binding energy to the mass of any nucleus implies that it become  $\varphi$ -dependent. One can easily reproduce the derivation of the fifth force in Eqs. (29) or-(66) to get

$$u^\nu \nabla_\nu u^\mu = F_5^\mu \equiv -\frac{\partial \ln m_A}{\partial \varphi} (g^{\beta\mu} + u^\beta u^\mu) \partial_\beta \varphi \quad (65)$$

so that the sensitivity to  $\varphi$  is

$$\alpha_A(\varphi) \equiv \frac{\partial \ln m_A}{\partial \varphi} = \frac{\partial \ln m_A}{\partial \alpha_i} \frac{\partial \alpha_i}{\partial \varphi} = \sum_i \alpha_i f_{A,i} s_i(\varphi) \quad (66)$$



where the different sensitivity coefficients are  $f_{A,i}$  and  $s_i$  are defined in Eqs. (446) and (449) in Appendix A.2. Indeed with the choice of a scalar field with dimension of mass, one would have got

$$\alpha_A(\phi) \equiv M_* \frac{\partial \ln m_A}{\partial \phi}$$

making use of the relation (48).

Let us note before proceeding that in  $D = 4$  dimensions such a simple coupling cannot be eliminated by a conformal rescaling  $g_{\mu\nu} = A^2(\varphi)g_{\mu\nu}^*$  since

$$\int B(\varphi)g^{\mu\rho}g^{\mu\nu}F_{\nu\sigma}F_{\rho\sigma}\sqrt{-g}d^Dx \longrightarrow \int B(\varphi)A^{D-4}(\varphi)g_*^{\mu\rho}g_*^{\mu\nu}F_{\nu\sigma}F_{\rho\sigma}\sqrt{-g_*}d^4x$$

so that the action is invariant in  $D = 4$  dimensions, i.e. if included in a general scalar-tensor theories as discussed in § 3.1.1 it will be present both in Einstein and Jordan frames so that the violation of UFF will appear in both frames.

#### *Amplitude of the violation of the UFF*

In the case at hand, the  $\varphi$ -dependent part of the mass arises from the electromagnetic binding energy that we can estimate thanks to the Bethe-Weizsäcker formula (35). Using the expression (34) and assuming that the protons and neutrons all have the same mass  $m_N$  and neglecting the  $\phi$ -dependent contributions of the binding energies of the proton and neutron, it follows that

$$\begin{aligned} \alpha_A &= \frac{\partial \ln m_A}{\partial \varphi} \simeq -98.25\alpha_{\text{EM}} \frac{Z(Z-1)}{A^{1/3}} \times \frac{1 \text{ MeV}}{Am_N} \times (\partial_\varphi \ln \alpha_{\text{EM}})_0 \\ &\sim 10^{-3} \frac{Z(Z-1)}{A^{4/3}} (\partial_\varphi \ln B)_0 \end{aligned}$$

since  $\alpha_{\text{EM}} = 1/B$ . It follows that the level of the violation of the universality of free fall is expected to be of the level of  $\eta_{12} \sim \alpha_\oplus |\alpha_1 - \alpha_2| \sim 10^{-6} X(A_1, Z_1; A_2, Z_2) (\partial_\phi \ln B)_0^2$ . Since the factor  $X(A_1, Z_1; A_2, Z_2)$  typically ranges as  $\mathcal{O}(0.1-10)$ , we deduce that  $(\partial_\varphi \ln B)_0$  has to be very small then  $\mathcal{O}(10^{-10} - 10^{-8})$  for the Solar system constraints to be satisfied. It follows that today the scalar field has to be very close to the minimum of the coupling function  $\ln B$ . This led to the idea of the *least coupling mechanism* (Damour and Polyakov 1994a,b) discussed in Sect. 7.1. The constraints on such models are described in § 7.4.

#### *3.1.3 Summary*

This example is indeed very simplistic because it only takes into account the effect of the electromagnetic binding energy (see Sect. 8.4) but it clearly illustrates that the amplitude of variation of the constants and of the violation of the universality free fall are linked and both determined by the  $\varphi$ -dependence of the mass,  $m_A(\varphi)$  of the extended objects starting from the nuclei. It explicitly shows that one cannot couple a light field blindly to, e.g., the Faraday

tensor, to make the fine-structure constant dynamics and that some mechanism for reconciling this variation with local constraints, and in particular the universality of free fall, will be needed. Hence, the use of both local and cosmological constraints will be an asset to constraint all physical models.

#### *Generic action*

To finish, let us note that this hints that generic varying-constants theories will take the form

$$S = \frac{1}{16\pi G} \int [R - 2(\partial_\mu \varphi)^2 - 4V(\varphi)] \sqrt{-g} d^4x + \sum_{\text{matter fields}} S_{\text{matter}}[\psi_i; A_i^2(\varphi) g_{\mu\nu}] \quad (67)$$

that would depend on a set of coupling functions  $A_i(\varphi)$  that will determine the strength of the fifth force acting on each fundamental fields and from which one can compute the fifth force on a test-body once its chemical composition and mass are specified. It is naturally written in Einstein frame and contrary to the universal scalar-tensor theories, one cannot define a unique and universal Jordan frame. Hence, one shall be careful when referring to densities etc. since one would need to precise in which frame it is defined and how it is measured. Picking-up a Jordan frame for a component  $i$ , then all the other components  $j \neq i$  will have coupling  $A_i/A_j$  and then experience a fifth force. In particular models, see e.g., Sect. 7, one can construct an approximate "hadronic" frame to disentangle between composition-independent and composition-dependent effect.

#### *Generic weak and cosmological solutions of the Klein-Gordon equation*

Before we turn to specific model, the action (67) has some generic properties, in particular concerning the profile et evolution of the scalar field since the Klein-Gordon equation (56) generalises to

$$\square \varphi = dV(\varphi)/d\varphi + \sum_i 4\pi G \alpha_i(\varphi)(\rho_i - 3P_i) \quad (68)$$

using that  $T_i = 3P_i - \rho_i$  so that one identifies the effective potential

$$V_{\text{eff}} = V + 4\pi G \sum_i A_i(\varphi)(\rho_i - 3P_i) \quad (69)$$

The sum may be on different species that the sum in Eq. (67) since the latter concerns fundamental fields while the former is on macroscopic components, obtained as averaging, hence it could be baryonic matter, dark matter, radiation in cosmology, gas of different chemical compositions, etc.

First, let us consider this equation in a Minkowski spacetime. Assuming that  $V$  has a minimum so that locally it reduces to a mass term, and that the couplings  $\ln A_i$  are linear, it reduces to

$$-\ddot{\varphi} + \Delta \varphi = \frac{dV_{\text{eff}}}{d\varphi} = m_\varphi^2 \varphi + 4\pi G \sum_i \alpha_i(\rho_i - 3P_i).$$

This equation can be solved by Fourier decomposing  $\varphi$  to get a solution of the homogeneous equation and then use the Yukawa Green function to determine a particular solution, hence

$$\varphi = \int \frac{d^3\mathbf{k}}{(2\pi)^{3/2}} \varphi_{\mathbf{k}} e^{i(\mathbf{k}\cdot\mathbf{x} - \omega_{\mathbf{k}}t)} - \int d^3\mathbf{x}' G\alpha_i [\rho_i(\mathbf{x}') - 3P_i(\mathbf{x}')] \frac{e^{-m_\varphi|\mathbf{x}-\mathbf{x}'|}}{|\mathbf{x}-\mathbf{x}'|}$$

with the condition  $\omega_{\mathbf{k}}^2 = \mathbf{k}^2 + m_\varphi^2$  and  $\varphi_{\mathbf{k}}^* = \varphi_{-\mathbf{k}}$  for a real-valued scalar field. In the case of a point mass,  $\rho = M_A\delta(\mathbf{x})$ , the static solution is indeed the usual Yukawa potential for a point particle

$$\varphi_{\text{pp}}(\mathbf{x}) = -\frac{G\alpha_A M_A}{r} e^{-m_\varphi r}$$

while for a homogeneous sphere of density  $\rho_A$  and radius  $R_A$ ,

$$\varphi_{\text{sphere}}(\mathbf{x}) = \varphi_{\text{pp}}(\mathbf{x})\Phi(m_\varphi R_A)$$

where the shape factor  $\Phi$  is given in Eq. (25). This confirms the standard result of Eq. (27). The case of quadratic coupling is solved in Hees et al. (2018). Such a solution will be useful to study the spatial variation of the constant in the Solar system.

Then, on cosmological scales, as long as the spacetime can be described by a Friedmann-spacetime with scale factor  $a$ ; see Appendix B for definitions, the conservation equation (57) that holds for each component  $i$  independently reduces to

$$\dot{\rho}_i + 3H(\rho_i + P_i) = (\rho_i - 3P_i)\alpha_i(\varphi)\dot{\varphi}.$$

Assuming a constant equation of state  $w_i = P_i/\rho_i$  and rewriting the r.h.s. as  $\rho_i(1 - 3w_i)(\ln A_i)'$ , it can be integrated as

$$\rho_i(a) = \rho_{i0} a^{-3(1+w_i)} \left[ \frac{A_i(\varphi)}{A_i(0)} \right]^{4-3(1+w_i)}.$$

This shows that the cosmic dilution will be modified in a composition-dependent way. While radiation is not affected, baryonic matter and eventually dark matter will not redshift as  $a^{-3}$ , which could be interpreted effectively as a non-vanishing equation of state.

### 3.2 Hiding light degrees of freedom

While the introduction of a new light degree of freedom is an easy recipe to extend General Relativity and to make some constant dynamical, they face the problem to generate too a large violation of the UFF or of the tests of General Relativity in the Solar system, in particular when the new field is assumed to be light in order to be a dark energy candidate, typically  $m \sim 10^{-33}$  eV for a scalar field (Ratra and Peebles 1988). Hence, the scalar field shall decouple from the matter sector, at least on Solar system scales. Several mechanisms have been considered to implement such a screening; see e.g. Khoury (2010).

### 3.2.1 Decoupling mechanisms

Two mechanisms fall in this category in which the coupling of the new degree of freedom becomes small in the Solar system.

#### *Least coupling principle*

First, as we have already foreseen in the previous paragraph 3.1.2, if the field potential and coupling function enjoy the same minima, then the scalar field is attracted toward its minimum during the cosmological evolution. Hence its coupling to standard matter becomes weak. This idea of the *least coupling mechanism* was first proposed by Damour and Nordtvedt (1993a,b) for scalar-tensor theories and adapted by Gasperini et al. (2002) to quintessence models and then developed by Damour and Polyakov (1994a,b) for non-universal couplings. It derives from the attraction of the scalar-tensor theory toward General Relativity during the cosmological evolution since the Klein-Gordon equation (56) is dictated by the effective potential

$$V_{\text{eff}}(\varphi_*) = V(\varphi_*) - 4\pi G_* T_* \ln A(\varphi_*). \quad (70)$$

As later detailed in § 7.1 can be implemented by

$$A = \exp\left(\frac{1}{2}\beta\varphi^2\right) \quad V = \frac{1}{2}m_\varphi\varphi^2 \quad (71)$$

as originally considered by Damour and Nordtvedt (1993a,b) and then for the light-dilaton model by Damour and Polyakov (1994a,b), or as

$$A = \exp(-\lambda\varphi) \quad V \propto \exp(-\varphi) \quad (72)$$

as for the runaway dilaton Gasperini et al. (2002); Damour et al. (2002b).

#### *Symmetron mechanism*

The symmetron mechanism (Hinterbichler and Khoury 2010; Hinterbichler et al. 2011) is a mechanism that makes the strength of the coupling environmentally dependent so that it becomes sufficiently small in regions of high density, or equivalently in the Newtonian limit of high Newtonian potential. It relies on the properties that the effective potential vacuum has an expectation value of the scalar field is nonzero in low-density environment and the fact that the  $Z_2$ -symmetry (i.e.,  $\varphi_* \leftrightarrow -\varphi_*$ ) is restored in high-density regions, so that the field have a zero vev in such regions and does not couple to matter. It can be implemented with the choice

$$A(\phi_*) = 1 + \frac{\phi_*^2}{2M^2} \quad V(\phi_*) = -\frac{1}{2}\mu^2\phi_*^2 + \frac{1}{4}\lambda\phi_*^4. \quad (73)$$

While the two mechanism lead to a suppression of the fifth force in the Solar system today, they differ in the sens that the least coupling principle will depend on the actual cosmological value of the scalar field,  $\varphi_0$  and thus

on the strength of the attraction toward General Relativity and its initial value at the end of inflation while the symmetron mechanism will depend on the local matter density. It follows that they have different phenomenologies for cosmology and the variation of the constants. Let us also stress that for non-universal couplings, the effective potential is given by Eq. (69) and the mechanism requires the potential and the coupling functions have the same minima.

### 3.2.2 Chameleon mechanism

#### Mechanism

Since the “local” mass of the scalar field is related to the range of the fifth force it mediates, another possibility to screen its effect is to make it heavy in high-density environment and light in low-density regions. The chameleon mechanism is an interesting model of this kind to screen the effect of the scalar field in dense environment (Khoury and Weltman 2004a,b). It is defined as a scalar-tensor theory as described in § 3.1.1 with the special feature that the potential  $V$  and the coupling function  $A$  do not share the same minimum. Hence, the scalar field acquires a density-dependent mass that controls the range of the associated fifth force, from small-range in high-density regions to long-range in low-density regions. This makes it not only a promising candidate to explain the accelerated expansion of the Universe, but also a potentially easily testable model. It is defined by the action (54) in the Einstein frame with a coupling constant associated to the matter fields,

$$A_i(\phi_*) = e^{\beta_i \phi_*/M_*} \quad (74)$$

and a potential monotonically decreasing, tending to 0 at infinity with a null derivative. A prototypical potential is given by the Ratra–Peebles inverse power-law potential (Ratra and Peebles 1988) of energy scale  $\Lambda$  and exponent  $n$

$$V(\phi_*) = \Lambda^4 \left( 1 + \frac{\Lambda^n}{\phi_*^n} \right), \quad (75)$$

in the case of a universal coupling  $\beta$ . Otherwise the minimum will depend on both the density and chemical composition. Clearly, the minimum of the effective potential depends on the local density of matter as

$$\phi_{\min}(\rho) = \left( \frac{nM_*\Lambda^{n+4}}{\beta\rho} \right)^{1/n+1}.$$

In a medium of constant density, the field is expected to relax exponentially to this minimum on a typical distance of the order of its local Compton wavelength  $\lambda_c(\rho) = 1/\sqrt{V''_{\text{eff}}([\phi_{\min}(\rho)]}$ .

*Macroscopic violation of the UFF in a theory satisfying the WEP*

To characterize the effect of the screening on the scalar fifth force, consider a spherical body with density  $\rho$ , radius  $R$  and mass  $M$  in a outside medium of density  $\rho_{\text{out}}$ . The scalar field will relax to the minimum of its potential  $\phi_{\text{in}}$  inside if the sphere only if the object is dense enough for the field's Compton wavelength to be much smaller than  $R$ , and to  $\phi_{\text{out}}$  outside. One can define the skin thickness  $\Delta R$  for  $\phi$  to relax to  $\phi_{\text{in}}$  and the thin-shell parameter

$$Q = 3 \frac{\Delta R}{R}. \quad (76)$$

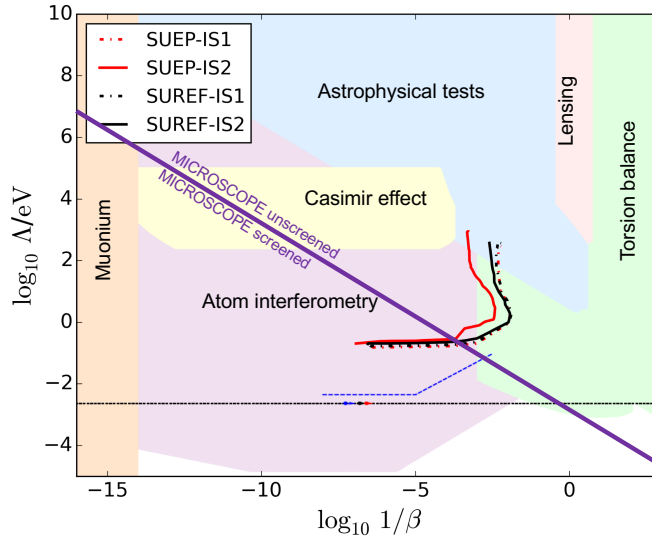
One shall then consider two effects. First, outside the spherical body, the environmental screening induces a Yukawa suppression on a typical length  $\lambda_c(\rho_{\text{out}})$  so that the fifth force will cancel for any a test mass placed further than this distance. Hence the interaction between two bodies is Yukawa-suppressed in a high-density environment but may still be significant in low-density regions. Then if  $Q \ll 1$ , the field will settle to  $\phi_{\text{in}}$  so that  $\nabla\phi$  will vanish but on a thin portion of the body. It follows that only a thin shell contributes to the fifth force once integrated on the whole body so that it becomes marginal compared to that of the Newtonian gravity and is effectively hidden to experiments and the source is screened. This in particular the reason for which planetary orbits do not show any deviation from pure Newtonian gravity: even if the chameleon's Compton wavelength in space becomes larger than typical distances between planets, the chameleon is hidden as soon as planets are screened. On the opposite, if  $Q \sim 1$ , the chameleon field does not reach its minimum within objects that just appears as a perturbation for  $\phi$  and then subject to a chameleon-induced fifth force. As a consequence, the amplitude of the fifth force between two spherical masses can be shown to be

$$F_{12}(r) = 2\beta^2 Q_1 Q_2 \frac{GM_1 M_2}{r^2}.$$

Hence two macroscopic bodies with different thin-shell parameters undergo different fifth force. Even if the fifth force is universal for point particles, it will depend on the density and shapes of macroscopic bodies. This gives an example of violation of the UFF at the macroscopic level while it still holds at the microscopic level. The screening analysis of the MICROSCOPE satellite was a key issue to demonstrate that, contrary to what was expected, it was not designed to test chameleon models, even if it were in space; see Fig. 9.

*Constraints*

We refer to [Joyce et al. \(2015\)](#); [Burrage and Sakstein \(2018\)](#); [Brax et al. \(2018\)](#) for reviews on the experimental tests of the chameleon, see Fig. 9. The analysis of the chameleon in space experiments such as MICROSCOPE requires to propagate the field inside the instrument to take into account the screening. Two numerical tools ([Briddon et al. 2021](#); [Lévy et al. 2022](#)) are now available to compute the chameleon field profile and the fifth force it generates for realistic geometries. All this limits the constraints that can be obtained



**Fig. 9** Chameleon's parameter space for  $n = 1$  adapted from [Burrage and Sakstein \(2018\)](#). It includes a purple line indicating the regimes in which the MICROSCOPE satellite is screened/unscreened ([Pernot-Borràs et al. 2019](#)) as well as the constraints derived from the stiffness measurement sessions ([Pernot-Borràs et al. 2021](#)).

([Pernot-Borràs et al. 2020](#)). Note that at low orbits, one has to model the shape of the Earth ([Burrage et al. 2015](#)). Still, it was demonstrated that a constraint can be derived from the modelization of the electrostatic stiffness ([Pernot-Borràs et al. 2021](#); [Bergé et al. 2022](#)).

#### *Dependence of the constants on the mass density of the environment*

Indeed, the chameleon mechanism can easily be implemented with non-universal couplings and for any of the model described in Section 7. They will induce a dependence of the fundamental constant on the energy density  $\rho$  of the environment due to the shift of the field ([Olive and Pospelov 2008](#)). [Brax \(2014\)](#) studied the effect of screening to the detectability of the variation of the constants in particular in astrophysical environment showing that if the dipolar variation of  $\alpha_{\text{EM}}$ , see § 8.3.2 below, were to be confirmed this would rule out screened modified gravity models. The cosmological variation of  $\alpha_{\text{EM}}$  in chameleon models was investigated in [Brax et al. \(2004, 2010b\)](#). Models based on the Lagrangian (372) and exhibiting the chameleon mechanism were investigated by [Olive and Pospelov \(2008\)](#). Chameleon models coupled to  $F^2$ , see § 7.4, were discussed by [Brax et al. \(2011\)](#) and constrained Solar physics ([O'Shea et al. 2024](#)). The axion-homeopathy model was extended to an axio-chameleon mechanism by [Brax et al. \(2024\)](#) involving two light scalar fields, an axion and a Brans-Dicke dilaton.

In particular, interstellar absorbing clouds have typical densities  $10^{-10}$  smaller than in terrestrial environments ([Levshakov et al. 2010b](#)) so that the scalar field driving the dynamics of the fundamental constant will be much

lighter in space will be screened for Earth measurements. Besides, for all models enjoying screening, two absorbing regions at the same redshift would show different values of the fundamental constants if they lie in screened and unscreened regions respectively. This suggests new ways of analyzing data where a tomographic description of the Universe mapping screened and unscreened regions would be correlated to the measured variations of constants (Cabre et al. 2012).

The study of molecular CO, CH, NH<sub>3</sub> and CH<sub>3</sub>OH absorption spectra, discussed in details in § 5.7, have actually allowed to study fundamental constants in the different regions of the Milky Way, opening the way to set limits on matter-density dependence of fundamental constants in different regions of our galaxy with different densities. The possible shift in the value of  $\mu$  in the Milky Way described in Sect. 8.2.3 was related by Levshakov et al. (2008a, 2010b,a) to the model of Olive and Pospelov (2008) to conclude that such a shift was compatible with a chameleon-like mechanism. Similarly Truppe et al. (2013) constrained the variation of  $\alpha_{\text{EM}}$  and  $\mu$  between high and low-density environments of the Earth and the interstellar medium thanks to CH and OH, in the Milky way.

A proper and in depth analysis of the dependence of the constant on the local energy density still remains to be performed.

### 3.2.3 Environment-dependent dilaton model

Following Brax et al. (2018), the quadratic dilaton model was combined (Brax et al. 2010a) with a runaway potential,

$$A(\varphi) = e^{\frac{1}{2}\beta\varphi^2} \sim 1 + \frac{1}{2}\beta\varphi^2 \quad V(\varphi)V_0 = e^{-\lambda\varphi}, \quad (77)$$

to make the dilaton dependent on the trace of the matter stress-energy tensor, i.e. on the local energy density  $\rho$  for non-relativistic matter. The effective potential (69),  $V_{\text{eff}} = V_0 e^{-\lambda\varphi} + 2\pi G\rho\beta\varphi^2$  has a minimum explicitly given by

$$\varphi_{\text{min}} = \lambda^{-1} W\left(\frac{\lambda^2 V_0}{2\pi G\beta\rho}\right)$$

where  $W$  stands for the Lambert function, i.e., the inverse function of  $xe^x$ . As for the chameleon, the field is screened in high-density environment. The cosmological dynamics was studied in (Brax et al. 2022) and the effect on lunar laser ranging and laboratory experiments detailed in Fischer et al. (2024b,a). The mechanism is similar to the chameleon mechanism and can be combined with composition-dependent couplings, even though it has not been investigated in the literature so far.

### 3.2.4 Conclusion

The interaction between light scalar fields and matter are generically highly constrained by Solar system tests unless, as discussed their couplings to ordinary matter are much suppressed relative to gravitational strength. This is



a major hindrance to construct realistic models of light dilatons coupled to matter. We have described four mechanism of decoupling or screening that allow these models to evade local constraints. They are summarized in Table 8. Even though they have been discussed within composition-independent scalar-tensor theories, they are easily adapted for all the models described in Section 7.

**Table 8** Main decoupling and screening mechanisms in scalar-tensor gravity.

Model	$V$	$A$	Environment dependence
Light dilaton	$\frac{1}{2}m\varphi^2$	$\frac{1}{2}\beta\varphi^2$	No
Runaway dilaton	$e^{-\varphi}$	$e^{-\lambda\varphi}$	No
Environment-dep. dilaton	$e^{-\lambda\varphi}$	$1 + \frac{1}{2}\beta\varphi^2$	Yes
Chameleon	$e^{\beta\varphi}$	$\Lambda^4 \left(1 + \frac{\Lambda^n}{\varphi}\right)^n$	Yes
Symmetron	$-\frac{1}{2}\mu^2\varphi^2 + \frac{1}{4}\lambda\varphi^4$	$1 + \frac{1}{2}\beta\varphi^2$	Yes

### 3.3 Searching for new degrees of freedom

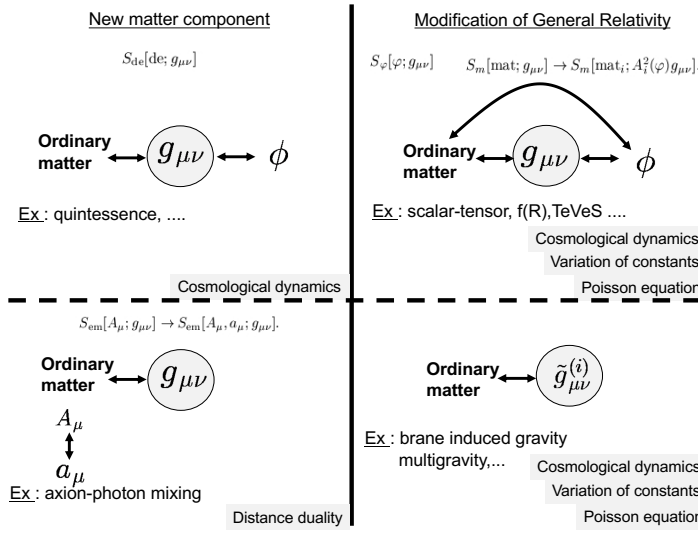
This section has illustrated the variety of the extensions of standard framework. As soon as a new degree of freedom is introduced it modifies the equation of motion and consistently a new equation of motion for this degree of freedom follows. Hence the set of equations remains consistent and let no freedom to specify an ad hoc law of variation, i.e. an arbitrary function of time or redshift. This also means that the constants have to be promoted to a dynamical field at the level of the action and indeed not in field equations derived assuming these parameters were constants.

The new degree of freedom can act as *matter* if it is not coupled to the standard matter fields. As such, it only modifies the solution of the Einstein field equations through its stress-energy tensor. This implies that the relative abundance of this new species is arbitrary. When coupled to standard matter, it mediates a *fifth force* that can be long-range if the field is light enough. Among those theories, a large class of models involve universal coupling so that the WEP still holds at the microscopic level, but not necessarily for macroscopic objects; see e.g., chameleon models. When the field is non-universally coupled, the phenomenology exhibits a violation of the UFF and a variation of the fundamental parameters. Both can be tested and are well-constrained, as we shall see, in the Solar system. For this reason, viable theories usually incorporate a screening mechanism. The new degree of freedom can remain a negligible part of the total energy budget but act through the force it generates.

The existence of these new degrees of freedom are strongly motivated by the hypothesis of the existence of a dark matter and dark energy components required by the cosmological model. It is important to remind that their interpretation as *matter* or *new force* depends on the fact that they modify the

Friedmann equations through their energy, which is then non-negligible, or by modifying the gravitational interaction, in which case their self-energy may remain negligible. The question is then to prove their existence, characterize them and their interactions, see e.g. Fig. 10. This is a large research program that bridges particle physics, gravity and cosmology.

Many tools can be conjointly used: the study of the expansion of the universe and the growth of its large scale structure to constrain the dark energy equation of state and the properties of dark matter, the use of the large scale structure as first proposed in Uzan and Bernardeau (2001) to test the Einstein field equation, in particular thanks to weak lensing, the test of the distance duality relation and many laboratory to constrain a dark matter component. Fundamental constants play a key role in this program and complement the long list of tests of General Relativity in the Solar system (Will 2006) and on astrophysical scales (Uzan 2003b, 2010c).



**Fig. 10** The discussion on physics the standard model can be addressed by trying to unveil the existence of a new dynamical degrees of freedom, their nature and couplings to the standard model fields. While it can be considered as a matter component if it remains universally coupled, it mediates an interaction otherwise. This is in particular the case for non-universal coupling that can be revealed by the variation of the fundamental constants. From Uzan et al. (2004).

### 3.4 High-energy theories and varying constants

Many high-energy theories involve scalar fields that couple non-universally to the standard field model. It seems a generic feature of higher-dimensional gravity theories and of string theories to lead to low-energy effective theories with dynamical constants. Hence, such theories have to face the question: “why

are the low-energy constants so stable?” which sets a challenge for them to exhibit a stabilisation mechanism.

### 3.4.1 Higher-dimension and Kaluza–Klein theory

Extra-scalar field with non-minimal couplings naturally appear when compactifying a higher-dimensional theory. As an example, let us consider the 5-dimensional Einstein–Hilbert action (Peter and Uzan (2009), Chapt. 13)

$$S = \frac{1}{12\pi^2 G_5} \int \bar{R} \sqrt{-\bar{g}} d^5x.$$

Decomposing the 5-dimensional metric  $\bar{g}_{AB}$  as

$$\bar{g}_{AB} = \begin{pmatrix} g_{\mu\nu} + \frac{A_\mu A_\nu}{M^2} \phi^2 & \frac{A_\mu}{M} \phi^2 \\ \frac{A_\nu}{M} \phi^2 & \phi^2 \end{pmatrix},$$

where  $M$  is a mass scale, we obtain

$$S = \frac{1}{16\pi G_*} \int \left( R - \frac{\phi^2}{4M^2} F^2 \right) \phi \sqrt{-g} d^4x, \quad (78)$$

where the 4-dimensional gravitational constant is  $G_* = 3\pi G_5/4 \int dy$ . The scalar field couples explicitly to the kinetic term of the vector field and cannot be eliminated by a redefinition of the metric: again, this is the well-known conformal invariance of electromagnetism in four dimensions discussed in § 3.1.2 in which we explicitly showed that such a term induces a variation of the fine-structure constant as well as a violation of the universality of free-fall. Such dependencies of the masses and couplings are generic for higher-dimensional theories and in particular string theory. It is actually one of the definitive predictions for string theory that there exists a dilaton, that couples directly to matter (Taylor and Veneziano 1988) and whose vacuum expectation value determines the string coupling constants (Witten 1984).

In the models by Kaluza (1921) and Klein (1926) the 5-dimensional space-time was compactified assuming a single spatial extra-dimension with topology  $S^1$  and radius  $R_{KK}$ . It follows that any field  $\chi(x^\mu, y)$  can be Fourier transformed along the compact dimension (with coordinate  $y$ ), so that, from a 4-dimensional point of view, it gives rise to a tower of fields  $\chi^{(n)}(x^\mu)$  of mass  $m_n = nR_{KK}$ . At energies small compared to  $R_{KK}^{-1}$  only the  $y$ -independent part of the field remains and the physics looks 4-dimensional.

Assuming that the action (78) corresponds to the Jordan frame action, as the coupling  $\phi R$  may suggest, the gravitational constant and the Yang–Mills coupling associated with the vector field  $A^\mu$  must scale as

$$G \propto \phi^{-1}, \quad g_{YM}^{-2} \propto \phi^2/G \propto \phi^3. \quad (79)$$

As explained in Eq. (59),  $G$  is not the gravitational constant that would be measured in a Cavendish experiment that is given by  $G_{\text{cav}} \propto G_* \phi^{-1} \left(1 + \frac{1}{2\phi+3}\right)$ .

This was generalized to the case of  $D$  extra-dimensions (Cremmer and Scherk 1977) to get

$$G \propto \phi^{-D}, \quad \alpha_i(m_{\text{KK}}) = K_i(D)G\phi^{-2} \quad (80)$$

where the constants  $K_i$  depends only on the dimension and topology of the compact space (Weinberg 1983a) so that the only fundamental constant of the theory is the mass scale  $M_{4+D}$  entering the  $4+D$ -dimensional theory. A theory on  $\mathcal{M}_4 \times \mathcal{M}_D$  where  $\mathcal{M}_D$  is a  $D$ -dimensional compact space generates a low-energy quantum field theory of the Yang–Mills type related to the isometries of  $\mathcal{M}_D$  [for instance Witten 1981 showed that for  $D = 7$ , it can accommodate the Yang–Mills group  $SU(3) \times SU(2) \times U(1)$ ]. The two main problems of these theories are that (1) one cannot construct chiral fermions in four dimensions by compactification on a smooth manifold with such a procedure and (2) that gauge theories in five dimensions or more are not renormalizable.

In such a framework, the variation of the gauge couplings and of the gravitational constant arises from the variation of the size of the extra dimensions so that one can derive stronger constraints than by assuming independent variation, but at the expense of being more model-dependent. Let us mention the works by Marciano (1984) and Wu and Wang (1986) in which the structure constants at lower energy are obtained by the renormalization group, and the work by Veneziano (2002) for a toy model in  $D \geq 4$  dimensions, endowed with an invariant UV cut-off  $\Lambda$ , and containing a large number  $N$  of non-self-interacting matter species.

Kolb et al. (1986) used the scalings (80) to constrain the time variation of the radius of the extra dimensions during primordial nucleosynthesis to conclude that  $|\Delta R_{\text{KK}}/R_{\text{KK}}| < 1\%$ . Barrow (1987) took the effects of the variation of  $\alpha_S \propto R_{\text{KK}}^{-2}$  and deduced from the helium-4 abundance that  $|\Delta R_{\text{KK}}/R_{\text{KK}}| < 0.7\%$  and  $|\Delta R_{\text{KK}}/R_{\text{KK}}| < 1.1\%$  respectively for  $D = 2$  and  $D = 7$  Kaluza–Klein theory and that  $|\Delta R_{\text{KK}}/R_{\text{KK}}| < 3.4 \times 10^{-10}$  from the Oklo data. An analysis of most cosmological data (BBN, CMB, quasar etc.) assuming that the extra dimension scales as  $R_0(1 + \Delta t^{-3/4})$  and  $R_0[1 + \Delta](1 - \cos \omega(t - t_0))$  concluded that  $\Delta$  has to be smaller than  $10^{-16}$  and  $10^{-8}$  respectively (Laudau and Vucetich 2002), while Li and Chu (2006a) assumes that gauge fields and matter fields can propagate in the bulk, that is in the extra dimensions. Lorén-Aguilar et al. (2003) evaluated the effect of such a couple variation of  $G$  and the structure constants on distant supernova data, concluding that a variation similar to the one reported by Webb et al. (2001) would make the distant supernovae brighter, hence having an effect opposite to the one of the cosmological constant. We shall stress that Tahara et al. (2020) proposed a model to freeze the extra-dimensions thanks to high-order curvature terms in the Lovelock theory.

### 3.4.2 String theory

There exist five anomaly-free, supersymmetric perturbative string theories respectively known as type I, type IIA, type IIB,  $SO(32)$  heterotic and  $E_8 \times E_8$  heterotic theories (see, e.g., Polchinski 1998).

One of the *definitive predictions* of these theories is the existence of a scalar field, the *dilaton*, that couples directly to matter (Taylor and Veneziano 1988) and whose vacuum expectation value determines the string coupling constant (Witten 1984). There are two other excitations that are common to all perturbative string theories, a rank two symmetric tensor (the graviton)  $g_{\mu\nu}$  and a rank two antisymmetric tensor  $B_{\mu\nu}$ . The field content then differs from one theory to another.

It follows that the 4-dimensional couplings are determined in terms of a string scale and various dynamical fields (dilaton, volume of compact space, ...). When the dilaton is massless, we expect *three* effects:

1. a scalar admixture of a scalar component inducing deviations from General Relativity in gravitational effects,
2. a variation of the couplings and
3. a violation of the weak equivalence principle.

Our purpose is to show how the 4-dimensional couplings are related to the string mass scale, to the dilaton and the structure of the extra-dimensions mainly on the example of heterotic theories.

To be more specific, let us consider an example. The two *heterotic theories* originate from the fact that left- and right-moving modes of a closed string are independent. This reduces the number of supersymmetry to  $N = 1$  and the quantization of the left-moving modes imposes that the gauge group is either  $SO(32)$  or  $E_8 \times E_8$  depending on the fermionic boundary conditions. The effective tree-level action is (see, e.g., Gross and Sloan 1987)

$$S_H = \int d^{10} \mathbf{x} \sqrt{-g_{10}} e^{-2\Phi} \left[ M_H^8 \{ R_{10} + 4\Box\Phi - 4(\nabla\Phi)^2 \} - \frac{M_H^6}{4} F_{AB} F^{AB} + \dots \right] \quad (81)$$

When compactified on a 6-dimensional Calabi–Yau space, the effective 4-dimensional action takes the form

$$S_H = \int d^4 \mathbf{x} \sqrt{-g_4} \phi \left[ M_H^8 \left\{ R_4 + \left( \frac{\nabla\phi}{\phi} \right)^2 - \frac{1}{6} \left( \frac{\nabla V_6}{V_6} \right)^2 \right\} - \frac{M_H^6}{4} F^2 \right] + \dots \quad (82)$$

where  $\phi \equiv V_6 e^{-2\Phi}$  couples identically to the Einstein and Yang–Mills terms. It follows that

$$M_4^2 = M_H^8 \phi, \quad g_{\text{YM}}^{-2} = M_H^6 \phi \quad (83)$$

at tree-level. Note that to reach this conclusion, one has to assume that the matter fields – in the ‘dots’ of Eq. (82) – are minimally coupled to  $g_4$ ; see, e.g., Maeda 1988).

The strongly coupled  $SO(32)$  heterotic string theory is equivalent to the weakly coupled type I string theory. *Type I superstring* admits open strings, the boundary conditions of which divide the number of supersymmetries by

two. It follows that the tree-level effective bosonic action is  $N = 1$ ,  $D = 10$  supergravity, which takes the form, in the string frame,

$$S_I = \int d^{10}\mathbf{x} \sqrt{-g_{10}} M_I^6 e^{-\Phi} \left[ e^{-\Phi} M_I^2 R_{10} - \frac{F^2}{4} + \dots \right] \quad (84)$$

where the dots contains terms describing the dynamics of the dilaton, fermions and other form fields. At variance with (81), the field  $\Phi$  couples differently to the gravitational and Yang–Mills terms because the graviton and Yang–Mills fields are respectively excitation of close and open strings. It follows that  $M_I$  can be lowered even to the weak scale by simply having  $\exp \Phi$  small enough. Type I theories require  $D9$ -branes for consistency. When  $V_6$  is small, one can use T-duality (to render  $V_6$  large, which allows to use a quantum field theory approach) and turn the  $D9$ -brane into a  $D3$ -brane so that

$$S_I = \int d^{10}\mathbf{x} \sqrt{-g_{10}} e^{-2\Phi} M_I^8 R_{10} - \int d^4\mathbf{x} \sqrt{-g_4} e^{-\Phi} \frac{1}{4} F^2 + \dots \quad (85)$$

where the second term describes the Yang–Mills fields localized on the  $D3$ -brane. It follows that

$$M_4^2 = e^{-2\Phi} V_6 M_I^8, \quad g_{\text{YM}}^{-2} = e^{-\Phi} \quad (86)$$

at tree-level. If one compactifies the  $D9$ -brane on a 6-dimensional orbifold instead of a 6-torus, and if the brane is localized at an orbifold fixed point, then gauge fields couple to fields  $M_i$  living only at these orbifold fixed points with a (calculable) tree-level coupling  $c_i$  so that

$$M_4^2 = e^{-2\Phi} V_6 M_I^8, \quad g_{\text{YM}}^{-2} = e^{-\Phi} + c_i M_i. \quad (87)$$

The coupling to the field  $c_i$  is a priori non universal. At strong coupling, the 10-dimensional  $E_8 \times E_8$  heterotic theory becomes M-theory on  $R^{10} \times S^1/Z_2$  (Hořava and Witten 1996). The gravitational field propagates in the 11-dimensional space while the gauge fields are localized on two 10-dimensional branes. At one-loop, one can derive the couplings by including Kaluza–Klein excitations to get (Dudas 2000)

$$g_{\text{YM}}^{-2} = M_H^6 \phi - \frac{b_a}{2} (R M_H)^2 + \dots \quad (88)$$

when the volume is large compared to the mass scale and in that case the coupling is no more universal. Otherwise, one would get a more complicated function. Obviously, the 4-dimensional effective gravitational and Yang–Mills couplings depend on the considered superstring theory, on the compactification scheme but in any case they depend on the dilaton.

As an example, Maeda (1988) considered the  $(N = 1, D = 10)$ -supergravity model derived from the heterotic superstring theory in the low energy limit and assumed that the 10-dimensional spacetime is compactified on a 6-torus of radius  $R(x^\mu)$  so that the effective 4-dimensional theory described by (82) is of the Brans–Dicke type with  $\omega = -1$ . Assuming that  $\phi$  has a mass  $\mu$ , and couples to

the matter fluid in the universe as  $S_{\text{matter}} = \int d^{10}\mathbf{x} \sqrt{-g_{10}} \exp(-2\Phi) \mathcal{L}_{\text{matter}}(g_{10})$ , the reduced 4-dimensional matter action is

$$S_{\text{matter}} = \int d^4\mathbf{x} \sqrt{-g} \phi \mathcal{L}_{\text{matter}}(g). \quad (89)$$

The cosmological evolution of  $\phi$  and  $R$  can then be computed to deduce that  $\alpha_{\text{EM}}/\alpha_{\text{EM}} \simeq 10^{10} (\mu/1 \text{ eV})^{-2} \text{ yr}^{-1}$ . [Vayonakis \(1988\)](#) considered the same model but assumed that supersymmetry is broken by non-perturbative effects such as gaugino condensation. Hence, and contrary to [Maeda \(1988\)](#),  $\phi$  is stabilized and the variation of the constants arises mainly from the variation of  $R$  in a runaway potential.

[Kiritsis \(1999\)](#) considers a probe D3-brane probe in the context of AdS/CFT correspondence at finite temperature and provides the predictions for the running electric and magnetic effective couplings, beyond perturbation theory. It allows to construct a varying speed of light model.

To conclude, superstring theories offer a natural theoretical framework to discuss the value of the fundamental constants since they become expectation values of some fields. This is a first step towards their understanding but yet, no complete and satisfactory mechanism for the stabilization of the extra dimensions and dilaton is known. It has paved the way for various models that we detail in [Sect. 7](#).

## 4 Relations between constants

As soon as one consider unification schemes, various constants can exhibit correlated variations, which indeed are expected to be model-dependent. The second theoretical aspect one shall consider is the possible correlation between the variations of several fundamental constants and the dependencies of primary parameters on fundamental constants. This requires to have a deeper look on the matter sector, i.e. on the standard model of particle physics and its extensions.

First, in quantum field theory, one needs to take into account the running of coupling constants with energy and the possibilities of grand unification to bind them so that their variations will derive from the one of a single high-energy coupling. It will give a link between the QCD scale, the coupling constants and the masses of the fundamental particles (i.e., the Yukawa couplings and the Higgs vev), as described in § 4.1. Second, in order to relate fundamental constant to the nuclear primary parameters, one compute the binding energies and the masses of the proton, neutron and different nuclei in terms of the gauge couplings and the quark masses. This step involves QCD and nuclear physics. Similarly, one can express the gyromagnetic factors in terms of the quark masses; see § 4.3. This step, described in § 4.2, is particularly important to interpret the constraints from the atomic clocks and the QSO spectra. In particular, it allows one to set stronger constraints on the varying parameters at the expense of a model-dependence. To finish, we present in § 4.5 the phenomenological  $(R, S)$ -parameterisation.

### 4.1 Implication of gauge coupling unification

The first theoretical implication of high-energy physics arises from the unification of the non-gravitational interactions. In these unification schemes, the three standard model coupling constants derive from one unified coupling constant so that their variation shall be correlated.

#### *Renormalisation and running of the couplings constants*

In quantum field theory, the calculation of scattering processes include higher order corrections of the coupling constants related to loop corrections that introduce integrals over internal 4-momenta. Depending on the theory, these integrals may be either finite or diverging as the logarithm or power law of a UV cut-off. In a class of theories, called *renormalizable*, among which the standard model of particle physics, the physical quantities calculated at any order do not depend on the choice of the cut-off scale. But the result may depend on  $\ln E/m$  where  $E$  is the typical energy scale of the process. It follows that the values of the coupling constants of the standard model depend on the energy at which they are measured (or of the process in which they are involved). This running arises from the screening due to the existence of virtual particles, which are polarized by the presence of a charge. The renormalization



group allows one to compute the dependence of a coupling constants on the energy  $E$  as

$$\frac{dg_i(E)}{d \ln E} = \beta_i(E),$$

where the beta functions,  $\beta_i$ , depend on the gauge group and on the matter content of the theory and may be expanded in powers of  $g_i$ . For the SU(2) and U(1) gauge couplings of the standard model, they are given by

$$\beta_2(g_2) = -\frac{g_2^3}{4\pi^2} \left( \frac{11}{6} - \frac{n_g}{3} \right), \quad \beta_1(g_1) = +\frac{g_1^3}{4\pi^2} \frac{5n_g}{9}$$

where  $n_g$  is the number of generations for the fermions. We remind that *the fine-structure constant is defined in the limit of zero momentum transfer so that cosmological variation of  $\alpha_{\text{EM}}$  are independent of the issue of the renormalization group dependence.* For the SU(3) sector, with fundamental Dirac fermion representations,

$$\beta_3(g_3) = -\frac{g_3^3}{4\pi^2} \left( \frac{11}{4} - \frac{n_f}{6} \right),$$

$n_f$  being the number of quark flavors with mass smaller than  $E$ . The negative sign implies that (1) at large momentum transfer the coupling decreases and loop corrections become less and less significant: QCD is said to be asymptotically free; (2) integrating the renormalization group equation for  $\alpha_3$  gives

$$\alpha_3(E) = \frac{6\pi}{(33 - n_f) \ln(E/\Lambda_c)}$$

so that it diverges as the energy scale approaches  $\Lambda_c$  from above, that we decided to call  $\Lambda_{\text{QCD}}$ . This scale characterizes all QCD properties and in particular the masses of the hadrons are expected to be proportional to  $\Lambda_{\text{QCD}}$  up to corrections of order  $m_q/\Lambda_{\text{QCD}}$ .

### Unification

It was noticed quite early that these relations imply that the weaker gauge coupling becomes stronger at high energy, while the strong coupling becomes weaker so that one can thought the three non-gravitational interactions may have a single common coupling strength above a given energy. This is the driving idea of Grand Unified Theories (GUT) in which one introduces a mechanism of symmetry-breaking from a higher symmetry group, such, e.g., as SO(10) or SU(5), at high energies.

It has two important consequences for our present considerations. First there may exist algebraic relations between the Yukawa couplings of the standard model. Second, the structure constants of the standard model unify at an energy scale  $m_u$

$$\alpha_1(m_u) = \alpha_2(m_u) = \alpha_3(m_u) \equiv \alpha_U(m_u). \quad (90)$$

We note that the electroweak mixing angle can also be a time dependent parameter, but only for  $E \neq m_u$  since at  $E = m_u$ , it is fixed by the symmetry to have the value  $\sin^2 \theta = 3/8$ , from which we deduce that

$$\alpha_{\text{EM}}^{-1}(M_Z) = \frac{5}{3}\alpha_1^{-1}(M_Z) + \alpha_2^{-1}(M_Z).$$

It follows from the renormalization group relations that

$$\alpha_i^{-1}(E) = \alpha_i^{-1}(m_u) - \frac{b_i}{2\pi} \ln \frac{E}{m_u}, \quad (91)$$

where the beta-function coefficients are given by  $b_i = (41/10, -19/6, 7)$  for the standard model (or below the SUSY scale  $A_{\text{SUSY}}$ ) and by  $b_i = (33/5, 1, -3)$  for  $N = 1$  supersymmetric theory. Given a field decoupling at  $m_{\text{th}}$ , one has

$$\alpha_i^{-1}(E_-) = \alpha_i^{-1}(E_+) - \frac{b_i^{(-)}}{2\pi} \ln \frac{E_-}{E_+} - \frac{b_i^{(\text{th})}}{2\pi} \ln \frac{m_{\text{th}}}{E_+}$$

where  $b_i^{(\text{th})} = b^{(+)} - b^{(-)}$  with  $b^{(+/-)}$  the beta-function coefficients respectively above and below the mass threshold, with tree-level matching at  $m_{\text{th}}$ . In the case of multiple thresholds, one must sum the different contributions. The existence of these thresholds implies that the running of  $\alpha_3$  is complicated since it depends on the masses of heavy quarks and colored superpartner in the case of supersymmetry. For non-supersymmetric theories, the low-energy expression of the QCD scale is

$$\Lambda_{\text{QCD}} = E \left( \frac{m_c m_b m_t}{E} \right)^{2/27} \exp \left( -\frac{2\pi}{9\alpha_3(E)} \right) \quad (92)$$

for  $E > m_t$ . This implies that the variation of Yukawa couplings, gauge couplings, Higgs vev and  $\Lambda_{\text{QCD}}/M_{\text{P}}$  are correlated.

A second set of relations arises in models in which the weak scale is determined by dimensional transmutation (Ellis et al. 1982a,b). In such cases, the Higgs vev is related to the Yukawa constant of the top quark by (Campbell and Olive 1995)

$$v = m_{\text{P}} \exp \left( -\frac{8\pi^2 c}{h_t^2} \right), \quad (93)$$

where  $c$  is a constant of order unity. This would imply that

$$\delta \ln v = S \delta \ln h \quad (94)$$

with  $S \sim 160$  (Coc et al. 2007).

*Consequences for the coupled variation of fundamental constants*

The first consequences of this unification were investigated in [Campbell and Olive \(1995\)](#); [Calmet and Fritzsche \(2002a,b\)](#); [Damour and Polyakov \(1994a,b\)](#); [Ellis et al. \(1982b\)](#); [Langacker et al. \(2002\)](#) where the variation of the 3 coupling constants was reduced to the one of  $\alpha_U$  and  $m_u/M_P$ . It was concluded that, setting

$$R \equiv \delta \ln \Lambda_{\text{QCD}} / \delta \ln \alpha_{\text{EM}}, \quad (95)$$

$R \sim 34$  with a stated accuracy of about 20% ([Langacker 2004](#); [Langacker et al. 2002](#)) (assuming only  $\alpha_U$  can vary),  $R \sim 40.82$  in the string dilaton model assuming Grand Unification ([Damour and Polyakov 1994a,b](#)) (see Sect. 7.1),  $R = 38 \pm 6$  ([Calmet and Fritzsche 2002a](#)) and then  $R = 46$  ([Calmet and Fritzsche 2002b, 2006](#)), the difference arising from the quark masses and their associated thresholds. However, these results implicitly assume that the electroweak symmetry breaking and supersymmetry breaking mechanisms, as well as the fermion mass generation, are not affected by the variation of the unified coupling. It was also mentioned in [Calmet and Fritzsche \(2002b\)](#) that  $R$  can reach  $-235$  in unification based on  $SU(5)$  and  $SO(10)$ . The large value of  $R$  arises from the exponential dependence of  $\Lambda_{\text{QCD}}$  on  $\alpha_3$ . In the limit in which the quark masses are set to zero, the proton mass, as well as all other hadronic masses are proportional to  $\Lambda_{\text{QCD}}$ , i.e.,  $m_p \propto \Lambda_{\text{QCD}}[1 + \mathcal{O}(m_q/\Lambda_{\text{QCD}})]$ . [Langacker et al. \(2002\)](#) further relates the Higgs vev to  $\alpha_{\text{EM}}$  by  $d \ln v / d \ln \alpha_{\text{EM}} \equiv \kappa$  and estimated that  $\kappa \sim 70$  so that, assuming that the variation of the Yukawa couplings is negligible, it could be concluded that

$$\delta \ln \frac{m}{\Lambda_{\text{QCD}}} \sim 35 \delta \ln \alpha_{\text{EM}},$$

for the quark and electron masses. This would also imply that the variation of  $\mu$  and  $\alpha_{\text{EM}}$  are correlated, still in a very model-dependent way, typically one can conclude ([Coc et al. 2007](#)) that

$$\frac{\delta \mu}{\mu} = -0.8R \frac{\delta \alpha_{\text{EM}}}{\alpha_{\text{EM}}} + 0.6(S+1) \frac{\delta h}{h},$$

with  $S \sim 160$ . The running of  $\alpha_U$  can be extrapolated to the Planck mass,  $M_P$ . Assuming  $\alpha_U(M_P)$  fixed and letting  $m_u/M_P$  vary, it was concluded ([Dine et al. 2003](#)) that  $R = 2\pi(b_U + 3)/[9\alpha_{\text{EM}}(8b_U/3 - 12)]$  where  $b_U$  is the beta-function coefficient describing the running of  $\alpha_U$ . This shows that a variation of  $\alpha_{\text{EM}}$  and  $\mu$  can open a windows on GUT theories. A similar analysis ([Dent 2004](#)) assuming that electroweak symmetry breaking was triggered by non-perturbative effects in such a way that  $v$  and  $\alpha_U$  are related, concludes that  $\delta \mu / \mu = (13 \pm 7) \delta \alpha_{\text{EM}} / \alpha_{\text{EM}}$  in a theory with soft SUSY breaking and  $\delta \mu / \mu = (-4 \pm 5) \delta \alpha_{\text{EM}} / \alpha_{\text{EM}}$  otherwise.

From a phenomenological point of view, [Dent et al. \(2008\)](#) making an assumption of proportionality with fixed “unification coefficients” assumes that the variations of the constants at a given redshift  $z$  depend on a unique evolution factor  $\ell(z)$  and that the variation of all the constants can be derived from

those of the unification mass scale (in Planck units),  $m_u$ , the unified gauge coupling  $\alpha_U$ , the Higgs vev,  $v$  and in the case of supersymmetric theories the soft supersymmetry breaking mass,  $\tilde{m}$ . Introducing the coefficients  $d_i$  by

$$\Delta \ln \frac{m_u}{M_P} = d_M \ell, \quad \Delta \ln \alpha_U = d_U \ell, \quad \Delta \ln \frac{v}{m_u} = d_H \ell, \quad \Delta \ln \frac{\tilde{m}}{M_P} = d_S \ell,$$

( $d_S = 0$  for non-supersymmetric theories) and assuming that the masses of the standard model fermions all vary with  $v$  so that the Yukawa couplings are assumed constant, it was shown that the variations of all constants can be related to  $(d_M, d_U, d_H, d_S)$  and  $\ell(z)$ , using the renormalization group equations (neglecting the effects induced by the variation of  $\alpha_U$  on the RG running of fermion masses). This decomposition is a good approximation provided that the time variation is slow, which is actually backed up by the existing constraints, and homogeneous in space (so that it may not be applied as such in the case a chameleon mechanism is at work [Brax and Martin 2007b]).

This allowed to be defined six classes of scenarios: (1) varying gravitational constant ( $d_H = d_S = d_X = 0$ ) in which only  $m_u/M_P$  or equivalently  $G\Lambda_{\text{QCD}}^2$  is varying; (2) varying unified coupling ( $d_U = 1, d_H = d_S = d_M = 0$ ); (3) varying Fermi scale defined by ( $d_H = 1, d_U = d_S = d_M = 0$ ) in which one has  $d \ln \mu / d \ln \alpha_{\text{EM}} = -325$ ; (4) varying Fermi scale and SUSY-breaking scale ( $d_S = d_H = 1, d_U = d_M = 0$ ) and for which  $d \ln \mu / d \ln \alpha_{\text{EM}} = -21.5$ ; (5) varying unified coupling and Fermi scale ( $d_X = 1, d_H = \tilde{\gamma} d_X, d_S = d_M = 0$ ) and for which  $d \ln \mu / d \ln \alpha_{\text{EM}} = (23.2 - 0.65\tilde{\gamma}) / (0.865 + 0.02\tilde{\gamma})$ ; (6) varying unified coupling and Fermi scale with SUSY ( $d_X = 1, d_S \simeq d_H = \tilde{\gamma} d_X, d_M = 0$ ) and for which  $d \ln \mu / d \ln \alpha_{\text{EM}} = (14 - 0.28\tilde{\gamma}) / (0.52 + 0.013\tilde{\gamma})$ .

Using the dependence of  $m_p$  on the Higgs vev (Gasser and Leutwyler 1982), Mohamadnejad (2019); Chakrabarti (2021) deduced that  $\Delta\mu/\mu = -0.91\Delta v/v$  in order to constrain the cosmological variation of  $v$  assuming its dynamics is incorporated from a Brans-Dicke action.

Each scenario can be compared to the existing constraints to get sharper bounds on them (Dent et al. 2007, 2008, 2009; Müller et al. 2004) and emphasize that the correlated variation between different constants (here  $\mu$  and  $\alpha_{\text{EM}}$ ) depends strongly on the theoretical hypothesis that are made.

#### *Effect of the QCD vacuum angle $\theta$*

Motivated by the naturalness problem of the QCD vacuum angle  $\theta$ , whose natural order of magnitude would be of order unity while it is experimentally observed to be smaller than  $10^{-10}$  (Abel et al. 2020). The fact that contrary to the cosmological constant, there seem to be no anthropic limitations on  $\theta$  motivated Lee et al. (2020) investigated the impact of the QCD vacuum on light nuclei starting. The question of the  $\theta$ -dependence of nuclear physics was addressed by Ubaldi (2010) considering the effect of the  $\theta$  of the QCD Lagrangian

$$\mathcal{L}_\theta = -\frac{g^2\theta}{32\pi^2} F\tilde{F} \quad (96)$$

which leads to CP-violation in the Strong Interaction. It concluded that the binding energies of deuteron and diproton would change by 10% for  $\theta \sim 130^\circ$ , which could affect BBN and that for  $\theta \sim 2^\circ$  the effects on the  $3\alpha$ -process would imply that the abundances of carbon and oxygen would be ten times greater. This motivated Lee et al. (2020) investigated the impact of the QCD vacuum on BBN and the  $3\alpha$  process. They started from the nucleon mass dependence (Brower et al. 2003)

$$m_n = m_0 - 4c_1 M_\pi^2(\theta) - \frac{3g_A^2}{32\pi F_\pi^2} M_\pi^3(\theta) \quad (97)$$

where  $m_0 \simeq 865$  MeV is the nucleon mass in the chiral limit,  $g_A = 1.27$  the axial-vector coupling constant,  $F_\pi$  the pion decay constant and  $c_1$  a low-energy constant from the second order chiral pion-nucleon and where the pion mass behaves as

$$M_\pi^2(\theta) = M_\pi^2 \cos \frac{\theta}{2} \sqrt{1 + \varepsilon^2 \tan^2 \frac{\theta}{2}}$$

with  $M_\pi = 139.57$  MeV the charged pion mass and  $\varepsilon = (m_u - m_d)/(m_u + m_d)$  and the  $\theta$ -dependence of the pion-nucleon coupling  $g_{\pi NN}(\theta)$  to compute the neutron-proton mass difference

$$(m_n - m_p)^{\text{QCD}}(\theta) = 4c_5 B_0 \frac{M_\pi^2}{M_\pi^2(\theta)} (m_u - m_d) \quad (98)$$

and show that its magnitude increases with  $\theta$  reaching 1% at  $\theta \sim 1$ . Similarly they showed that the neutron lifetime drops off very quickly when  $\theta$  deviates from 0 so that effects on BBN are expected to be important. This allowed them to investigate the effects on primordial and stellar nucleosynthesis to conclude that the dineutron and diproton are bound for  $\theta \gtrsim 0.2$  and  $\theta \gtrsim 0.7$  and that  $\theta$  must be smaller than 0.1 to recover the real nuclear reaction rates.

This line of analysis was followed by Kim and Perez (2024) who considered the coupling of the gluon to an axion  $a$  so that Eq. (96) is modified  $\mathcal{L} \propto aF\tilde{F}$ . For an ultralight dark matter field, its oscillations will induce fluctuations of all nuclear quantities. Using the dependence (97) for the nucleon mass, and

$$g_p = g_p^{(0)} - \frac{g_A^2}{4\pi F_\pi^2} m_n M_\pi(\theta) \quad g_n = g_n^{(0)} + \frac{g_A^2}{4\pi F_\pi^2} m_n M_\pi(\theta)$$

for the proton and nucleon gyromagnetic factors and following Flambaum and Tedesco (2006) they computed the  $\theta$ -dependence for thorium and the standard atomic clocks; see Flambaum and Tedesco (2006); Kim and Perez (2024) for a similar analysis. Davoudiasl et al. (2022) built on this analysis to relate a variation of  $\theta$  to a variation of  $\bar{\mu}$  as  $\Delta(\theta^2) \sim -1.4\Delta\bar{\mu}/\bar{\mu}$  to conclude from the constraints on the variation of  $\bar{\mu}$  thanks to the Yb-clocks experiment (Lange et al. 2021) that

$$\frac{d\theta^2}{dt} < 6 \times 10^{-15} \text{ yr}^{-1}. \quad (99)$$

Flambaum and Samsonov (2023) considered an ultralight dark matter axion  $\varphi = \theta/f_a$ . Using the results from Flambaum and Tedesco (2006); Kim and Perez (2024) they concluded from the analysis of Rb-Cs experiment by Hees et al. (2016) that the axion decay constant shall satisfy  $f_a > 1.8 \times 10^9 \text{ GeV} (10^{-15} \text{ eV}/m_\varphi)$ . Then, from the Rb-Cs clock experiment, Dzuba et al. (2024) deduced that

$$\frac{d\theta^2}{dt} = (8.2 \pm 16) \times 10^{-13} \text{ yr}^{-1}. \quad (100)$$

Similar analysis for Al/Hg gave  $(1.8 \pm 2.8) \times 10^{-13} \text{ yr}^{-1}$ . Similar analysis for Yb-clocks (Banerjee et al. 2023a) and Rb-quartz and Dy (Zhang et al. 2023) allowed to constrain linear and quadratic ultralight scalar and axion dark matter models.

#### 4.2 Masses and binding energies in terms of the fundamental constants

For “composite” systems such as proton, neutron, nuclei or even planets and stars, we need to compute their mass, which requires to determine their binding energies. As already seen, the electromagnetic binding energy induces a direct dependence on  $\alpha_{\text{EM}}$  and can be evaluated using, e.g., the Bethe–Weizsäcker formula (35). The dependence of the masses on the quark masses, via nuclear interactions, and the determination of the nuclear binding energy are especially difficult to estimate.

##### *Nucleon mass*

In the chiral limit of QCD, in which all quark masses are negligible compared to  $\Lambda_{\text{QCD}}$ , all dimensionful quantities scale as some power of  $\Lambda_{\text{QCD}}$ . For instance, concerning the nucleon mass,  $m_N = c\Lambda_{\text{QCD}}$  with  $c \sim 3.9$  being computed from lattice QCD. This predicts a mass of order 860 MeV, smaller than the observed value of 940 MeV. The nucleon mass can be computed in chiral perturbation theory and expressed in terms of the pion mass as (Leinweber et al. 1999)  $m_N = a_0 + a_2 m_\pi^2 + a_4 m_\pi^4 + a_6 m_\pi^6 + \sigma_{N\pi} + \sigma_{\Delta\pi} + \sigma_{\text{tad}}$  (where all coefficients of this expansion are defined in Leinweber et al. 1999), which can be used to show (Flambaum et al. 2004) that the nucleon mass is scaling as

$$m_N \propto \Lambda_{\text{QCD}} X_q^{0.037} X_s^{0.011} \quad (101)$$

with the definition (10) for the quantities  $X$ . It follows that

$$\bar{\mu} \propto X_q^{-0.037} X_s^{-0.011} X_e \quad (102)$$

so that when one assumes  $X_s \propto X_q$  it reduces to

$$\bar{\mu} \propto X_q^{-0.048} X_e. \quad (103)$$

Note, however, that such a notation is dangerous since it would imply that  $m_N$  vanishes in the chiral limit but it is a compact way to give  $\delta m_N / \delta X_q$  etc. It was further extended (Flambaum and Shuryak 2003) by using a sigma model to infer that  $m_N \propto \Lambda_{\text{QCD}} X_q^{0.045} X_s^{0.19}$ . These two examples explicitly show the strong dependence in nuclear modeling.

### Deuterium binding energy, $B_D$

Before discussing the general case, let us consider the expression of the deuterium binding energy  $B_D$  has been discussed in different ways (see Sect. 5.14.4). Many models have been created.

A first route relies on the use of the dependence of  $B_D$  on the pion mass (Epelbaum et al. 2003; Beane and Savage 2003; Pudliner et al. 1997; Yoo and Scherrer 2003), which can then be related to  $m_u$ ,  $m_d$  and  $\Lambda_{\text{QCD}}$ .

A second avenue is to use a sigma model in the framework of the Walecka model (Serot and Walecka 1997) in which the potential for the nuclear forces keeps only the  $\sigma$ ,  $\rho$  and  $\omega$  meson exchanges (Flambaum and Shuryak 2003). We also emphasize that the deuterium is only produced during BBN, as it is too weakly bound to survive in the regions of stars where nuclear processes take place.

The fact that we do observe deuterium today sets a non-trivial constraint on the constants by imposing that the deuterium remains stable from BBN time to today. Since it is weakly bound, it is also more sensitive to a variation of the nuclear force compared to the electromagnetic force. This was used in Dent and Fairbairn (2003) to constrain the variation of the nuclear strength in a sigma-model.

### Atomic nuclei masses

To go further and determine the sensitivity of the mass of a nucleus to the various constant,

$$m(A, Z) = Zm_p + (A - Z)m_n + Zm_e + E_S + E_{\text{EM}}$$

one should determine the strong binding energy [see related discussion below Eq. (37)] in function of the atomic number  $Z$  and the mass number  $A$ .

While the particular case of deuterium has been discussed in the previous paragraph, the situation is more complicated for larger nuclei since there is no simple modeling. For large mass number  $A$ , the strong binding energy can be approximated by the liquid drop model

$$\frac{E_S}{A} = a_V - \frac{a_S}{A^{1/3}} - a_A \frac{(A - 2Z)^2}{A^2} + a_P \frac{(-1)^A + (-1)^Z}{A^{3/2}} \quad (104)$$

with  $(a_V, a_S, a_A, a_P) = (15.7, 17.8, 23.7, 11.2)$  MeV (Rohlf 1994). It has also been suggested (Damour and Lilley 2008) that the nuclear binding energy can be expressed as

$$E_S \simeq Aa_3 + A^{2/3}b_3 \quad \text{with} \quad a_3 = a_3^{\text{chiral limit}} + m_\pi^2 \frac{\partial a_3}{\partial m_\pi^2}. \quad (105)$$

In the chiral limit,  $a_3$  has a non-vanishing limit to which we need to add a contribution scaling like  $m_\pi^2 \propto \Lambda_{\text{QCD}} m_q$ . Damour and Lilley (2008) also pointed out that the delicate balance between attractive and repulsive nuclear interactions (Serot and Walecka 1997) implies that the binding energy of nuclei is expected to depend strongly on the quark masses (Donoghue 2006). A fitting

formula derived from effective field theory and based of the semi-empirical formula derived in [Furnstahl and Serot \(2000\)](#) was also proposed ([Damour and Donoghue 2008](#)) as

$$\frac{E_S}{A} = - \left( 120 - \frac{97}{A^{1/3}} \right) \eta_S + \left( 67 - \frac{57}{A^{1/3}} \right) \eta_V + \dots \quad (106)$$

where  $\eta_S$  and  $\eta_V$  are the strength of respectively the scalar (attractive) and vector (repulsive) nuclear contact interactions normalized to their actual value. These two parameters need to be related to the QCD parameters ([Donoghue 2006](#)).

We refer to [Flambaum and Wiringa \(2007\)](#) for the study of the dependence of the binding of light ( $A \leq 8$ ) nuclei on possible variations of hadronic masses, including meson, nucleon, and nucleon-resonance masses. The following approximate relations have been widely used in BBN analysis ([Flambaum and Wiringa 2007](#); [Dent et al. 2007](#))

$$\Delta B_X / B_X = c_\alpha \Delta \alpha_{\text{EM}} / \alpha_{\text{EM}} + c_q \Delta m_q / m_q \quad (107)$$

with the sensitivity coefficients summarized in [Table 9](#).

**Table 9** Sensitivity coefficients of a variation of the binding energies of light elements on a variation of  $(\alpha_{\text{EM}}, m_q)$ ; see [Eq. \(107\)](#).

$X$	$c_\alpha$	$c_q$
Tritium	-0.047	-2.1
Helium-3	-0.093	-2.3
Helium-4	-0.030	-0.94
Lithium-7	-0.046	-1.4
Berrilium-7	-0.089	-1.4

These expressions allow one to compute the sensitivity coefficients that enter in the decomposition of the mass [see [Eq. \(350\)](#)]. They also emphasize one of the most difficult issue concerning the investigation about constant related to the intricate structure of QCD and its role in low energy nuclear physics, which is central to determine the masses of nuclei and the binding energies, quantities that are particularly important for BBN, the universality of free fall and stellar physics.

#### 4.3 Gyromagnetic factors in terms of the fundamental constants

Since they enter in the constraints arising from the comparison of atomic clocks (see [Sect. 5.1](#)) and QSO, it important to relate the gyromagnetic factors to fundamental constants.



### Proton and neutron gyromagnetic factors

The proton and neutron gyromagnetic factors are respectively given by  $g_p = 5.586$  and  $g_n = -3.826$  and are expected to depend on  $X_q = m_q/\Lambda_{\text{QCD}}$  (Flambaum 2003). In the chiral limit in which  $m_u = m_d = 0$ , the nucleon magnetic moments remain finite so that one could have thought that the finite quark mass effects should be small. However, it is enhanced by  $\pi$ -meson loop corrections, which are proportional to  $m_\pi \propto \sqrt{m_q \Lambda_{\text{QCD}}}$ . Following Leinweber et al. (1999), this dependence can be described by the approximate formula

$$g(m_\pi) = \frac{g(0)}{1 + am_\pi + bm_\pi^2}.$$

The coefficients are given by  $a = (1.37, 1.85)/\text{GeV}$  and  $b = (0.452, 0.271)/\text{GeV}^2$  respectively for the proton and neutron. This lead Flambaum (2003) to  $g_p \propto m_\pi^{-0.174} \propto X_q^{-0.087}$  and  $g_n \propto m_\pi^{-0.213} \propto X_q^{-0.107}$ . This was further extended in Flambaum et al. (2004) to take into account the dependence with the strange quark mass  $m_s$  to obtain

$$g_p \propto X_q^{-0.087} X_s^{-0.013}, \quad g_n \propto X_q^{-0.118} X_s^{0.0013} \quad (108)$$

with the definitions (10). All these expressions assumes  $\Lambda_{\text{QCD}}$  constant in their derivations (Flambaum 2004; Flambaum and Tedesco 2006; Flambaum and Dzuba 2009; Dinh et al. 2009; Luo et al. 2011; Jackson Kimball 2015). In the approximation  $X_s \propto X_q$  which is well-motivated by the Higgs mechanism of mass generation, the dependence in the quark mass reduces to

$$g_p \propto X_q^{-0.10}, \quad g_n \propto X_q^{-0.1167}. \quad (109)$$

### Caesium and rubidium gyromagnetic factors

Concerning caesium-133 and Rubidium-87, the computation of the sensitivity has evolved over time. Using a chiral perturbation theory, it was first deduced (Flambaum et al. 2004) that

$$g_{\text{Cs}} \propto X_q^{0.110} X_s^{0.017} \propto X_q^{0.127}, \quad g_{\text{Rb}} \propto X_q^{-0.064} X_s^{-0.010} \propto X_q^{-0.074}.$$

where the second equality assumes  $X_s \propto X_q$ . Flambaum and Tedesco (2006) refined the computation thanks to three methods (see their Table III). Considering only the valence nucleon, they first got the same values listed just above as previously obtained by (Flambaum et al. 2004) while including the non-valence nucleons lowered the coefficients respectively to 0.044 and  $-0.056$ . Further including the effect of quark mass on the spin-spin interaction, they concluded

$$g_{\text{Cs}} \propto X_q^{0.009}, \quad g_{\text{Rb}} \propto X_q^{-0.016}. \quad (110)$$

Taking into account the effect of the variation of the nuclear radius, it was corrected to (Dinh et al. 2009) by a factor  $X_q^{-0.007}$  and  $X_q^{-0.003}$  respectively so that

$$g_{\text{Cs}} \propto X_q^{0.002}, \quad g_{\text{Rb}} \propto X_q^{-0.019}. \quad (111)$$

One shall take these sensitivities with care. [Luo et al. \(2011\)](#) compared the computation of the dependencies of the gyromagnetic factor and proton mass to the light quark masses and shown that is strongly model-dependent. They first related the nuclear gyromagnetic factor to the ones of the proton and neutron as well as the spin-spin interaction  $b$  taking into account the effects of the polarization of the non-valence nucleons and spin-spin interaction

$$\frac{\delta g_{\text{Rb}}}{g_{\text{Rb}}} = 0.764 \frac{\delta g_{\text{p}}}{g_{\text{p}}} - 0.172 \frac{\delta g_{\text{n}}}{g_{\text{n}}} - 0.379 \frac{\delta b}{b}, \quad (112)$$

$$\frac{\delta g_{\text{Cs}}}{g_{\text{Cs}}} = -0.619 \frac{\delta g_{\text{p}}}{g_{\text{p}}} + 0.152 \frac{\delta g_{\text{n}}}{g_{\text{n}}} + 0.335 \frac{\delta b}{b}. \quad (113)$$

In comparison, the shell model gives

$$\frac{\delta g_{\text{Rb}}}{g_{\text{Rb}}} = 0.736 \frac{\delta g_{\text{p}}}{g_{\text{p}}}, \quad \frac{\delta g_{\text{Cs}}}{g_{\text{Cs}}} = -1.266 \frac{\delta g_{\text{p}}}{g_{\text{p}}}. \quad (114)$$

The main difference arises from the dependence in  $g_{\text{n}}$  and  $b$  but the order of magnitude is similar. The comparison of (1) the non-relativistic constituent quark model approach (2) chiral perturbation theory approach with and without combining with lattice QCD exhibited an important model-dependence in the computation of the gyromagnetic factors in terms of the quark masses and QCD scale ([Luo et al. 2011](#)).

#### *Influence of the $s$ and $c$ quark*

[Flambaum and Munro-Laylim \(2023\)](#) computed the sensitivities of several secondary parameters to the  $s$  and  $c$  quark masses. It allowed them to conclude that  $\delta B_D/B_D \propto X_{\text{s}}^{-13} X_{\text{c}}^{-0.95}$  so that focusing on this single parameter, BBN implies that  $|\delta m_{\text{s}}/m_{\text{s}}| < 1.8 \times 10^{-3}$  and  $|\delta m_{\text{c}}/m_{\text{c}}| < 2.5 \times 10^{-2}$ . Similarly, from the behavior of the resonance energy  $E_r$  of  $^{149}\text{Sm}$ , they concluded from Oklo data that  $|\delta m_{\text{s}}/m_{\text{s}}| < 1.7 \times 10^{-10}$  and  $|\delta m_{\text{c}}/m_{\text{c}}| < 1.2 \times 10^{-9}$ . Finally, from the scaling  $\delta \bar{\mu}/\bar{\mu} \propto X_{\text{s}}^{0.056} X_{\text{c}}^{0.083}$ , they concluded that atomic clock experiments set  $|\dot{m}_{\text{s}}/m_{\text{s}}| < 7.9 \times 10^{-16} \text{ yr}^{-1}$  and  $|\dot{m}_{\text{c}}/m_{\text{c}}| < 5.3 \times 10^{-16} \text{ yr}^{-1}$ .

#### *Conclusions*

Most of the data in the literature are interpreted in terms of the sensitivities computed by [Dinh et al. \(2009\)](#) that we adopt for the following numerical applications.

The sensitivities in  $X_{\text{q}}$  for the hyperfine transitions of  $^1\text{H}$ ,  $^{133}\text{Cs}$  and  $^{87}\text{Rb}$  arising from their gyromagnetic factors are taken to be

$$K_{\text{H}}^q = -0.1, \quad K_{\text{Cs}}^q = 0.002, \quad K_{\text{Rb}}^q = -0.019. \quad (115)$$

When the dependence on  $X_{\text{q}}$  arising from  $m_{\text{rme}}/m_{\text{p}}$  is included, Eq. (103) gives that

$$K^q \rightarrow K^q - 0.048. \quad (116)$$

#### 4.4 Expression of the atomic transitions

As detailed in Section 5.1.1, the combination of clocks allows one to set constraints on the variation of  $(\alpha_{\text{EM}}, \bar{\mu})$  and the various gyromagnetic factors, more particularly (see Table 13)  $g_p$ ,  $g_{Cs}$  and  $g_{Rb}$ . The first step is a standard and straightforward analysis of the data to set constraints on the independent variations of the *four primary QED parameters*  $(\alpha_{\text{EM}}, \bar{\mu}, g_p, g_{Cs}, g_{Rb})$ .

Indeed, these parameters are not independent and extracting constraints on more fundamental parameters requires further theoretical insight. The first step, staying within QED, is to express the gyromagnetic factors in terms of  $g_p$  and  $g_n$ , as described in § 4.3. This can be performed in several ways to get either the sets of parameters  $(\alpha_{\text{EM}}, \bar{\mu}, g_p, g_n, b)$  thanks to Eqs. (112-113) or simply  $(\alpha_{\text{EM}}, \bar{\mu}, g_p)$  in the shell model (114). An example of such an analysis can be found in Luo et al. (2011); Ferreira et al. (2014). The next steps require the use of quantum chromodynamics, in particular to relate the nucleon  $g$ -factors in terms of the quark mass and the QCD scale as described in Eq. (108, 109) to express all the transition frequencies in term of  $(\alpha_{\text{EM}}, \bar{\mu}, X_q, X_s)$ , recalling that the  $X_{q,s}$  are defined in Eq. (10) with  $m_q = (m_u + m_d)/2$ . Indeed  $\bar{\mu}$  includes the proton mass that depends of  $X_{q,s}$  and  $\alpha_{\text{EM}}$  so that one can shift to n the parameters  $(\alpha_{\text{EM}}, X_q, X_s, X_e)$  thanks to Eq. (101, 103).

##### Definition of the physical interpretation schemes

Several interpretation schemes have been used in the literature with different model-dependent layers:

1. sharp and model independent constraints on the variation of the *primary QED parameters*  $(\alpha_{\text{EM}}, \bar{\mu}, g_{Cs}, g_{Cs})$ , using the sensitivity  $\lambda$  summarized in Table 10 and defined as

$$\nu_A \propto g_A^{\lambda_g} \alpha_{\text{EM}}^{\lambda_\alpha} \bar{\mu}^{\lambda_\mu} \quad (117)$$

The sensitivity parameters are gathered in Table 10.

2. Expressing the gyromagnetic factors in terms of the quark masses using the expressions (108) and (111), one gets the frequencies in terms of  $(\alpha_{\text{EM}}, \bar{\mu}, X_q, X_s)$ , as

$$\nu_A \propto \alpha_{\text{EM}}^{\lambda_\alpha} \bar{\mu}^{\lambda_\mu} X_q^{K_q} X_s^{K_s}. \quad (118)$$

Most of the constraints on atomic clocks assume  $X_s \propto X_q$  so that is reduces to

$$\nu_A \propto \alpha_{\text{EM}}^{K_\alpha} \bar{\mu}^{K_\mu} X_q^{K_q}, \quad (119)$$

with  $K_\alpha = \lambda_\alpha$  and  $K_\mu = \lambda_\mu$ .

3. The last step is to express the proton mass in  $\bar{\mu}$ . Neglecting the  $\alpha_{\text{EM}}$ -dependence of  $m_p$ , Flambaum et al. (2004) concluded the nucleon masses scale as Eq. (101). Hence, all transitions are expressed in terms of the fundamental parameters  $(\alpha_{\text{EM}}, X_q, X_s, X_e)$  as

$$\nu_A \propto \alpha_{\text{EM}}^{K_\alpha} X_q^{K_q - 0.037} X_s^{K_s - 0.011} X_e \quad (120)$$

**Table 10** Sensitivities of various transitions on a variation of the fine-structure constant,  $\kappa_\alpha$  as defined in Eq. (117) and (136). The coefficients  $\lambda$  are defined in Eq. (117). The coefficients  $K$  are defined in Eq. (119) with  $K^\alpha = \lambda_\alpha$  and  $K^\mu = \lambda_\mu$ .  $K^e$  is defined in Eq. (121) in which the dependence of  $m_p$  in  $\alpha_{\text{EM}}$  is neglected so that  $K^\alpha = \lambda_\alpha$ . Notes. (‡) : the early value of this sensitivity was estimated as  $-3.2$  (Dzuba et al. 1999a) and  $-3.19$  (Peik et al. 2004) before reevaluated to  $-2.9$  (Fortier et al. 2007)  $-2.94$  (Flambaum and Dzuba 2009; Safronova 2019). (†) : the early value was  $0.88$  (Dzuba et al. 2003; Peik et al. 2008) then reevaluated to  $1.03$  (Safronova 2019) and  $1.0$  Tamm et al. (2014).

Atom	Transition	$\kappa_\alpha$	$\lambda_\alpha$	$\lambda_\mu$	$\lambda_{g_A}$	$K^\alpha$	$K^\mu$	$K^q$	$K^e$
$^1\text{H}$	$1s - 2s$	0	0	0	0	0	0	0	0
$^1\text{H}$	hfs	0	2	1	1	2	1	-0.1	1
$^{133}\text{Cs}$	hfs	0.83	2.83	1	1	2.83	1	0.002	1
$^{87}\text{Rb}$	hfs	0.34	2.34	1	1	2.34	1	-0.019	1
$^{87}\text{Sr}$	$^1\text{S}_0 - ^3\text{P}_0$	0.06	0.06	0	0	0.06	0	0	0
$^{27}\text{Al}^+$	$^1\text{S}_0 - ^3\text{P}_0$	0.008	0.008	0	0	0.008	0	0	0
$^{199}\text{Hg}^+$	$^2\text{S}_{1/2} - ^2\text{D}_{5/2}$	$-2.94^\ddagger$	$-2.94$	0	0	$-2.94$	0	0	0
$^{171}\text{Yb}^+$	E2	$1.0^\dagger$	1.0	0	0	1.0	0	0	0
$^{171}\text{Yb}^+$	E3	$-5.95$	$-5.95$	0	0	$-5.95$	0	0	0
$^{162}\text{Dy}$	235 MHz	$1.72 \times 10^7$	$1.72 \times 10^7$	0	0	$1.72 \times 10^7$	0	0	0
$^{163}\text{Dy}$	3.1 MHz	$8.5 \times 10^6$	$8.5 \times 10^6$	0	0	$8.5 \times 10^6$	0	0	0
$^{164}\text{Dy}$	754 MHz	$-2.6 \times 10^6$	$-2.6 \times 10^6$	0	0	$-2.6 \times 10^6$	0	0	0
$^{171}\text{Yb}$	$^1\text{S}_0 - ^3\text{P}_0$	0.31	0.31	0	0	0.31	0	0	0
$\text{SF}_6$	$\text{P}(4)\text{E}_0$	0	0	$1/2$	0	0	0.5	0	0.5
Krb		0	0	$14890 \pm 60$	0	0	0.5	0	$14890 \pm 60$

and, in the approximation  $X_q \propto X_s$ ,

$$\nu_A \propto \alpha_{\text{EM}}^{K_\alpha} X_q^{K_q - 0.048K_e} X_e^{K_e} \quad (121)$$

and  $K_e = 1$  for the transition with  $K_\mu \neq 0$  and 0 otherwise. Note that the relation (101) assumes that  $m_p \propto \Lambda_{\text{QCD}}$  so that  $K_\alpha = \kappa_\alpha$ , as assumed here. The values of the sensitivity coefficients are gathered in Table 10.

4. Sharper constraints under the hypothesis of correlated variations in unification schemes can also be set, e.g. in the  $(R, S)$ -formalism; see § 4.5.

Indeed, these constraints are model-dependent and will depend on the physical modelizations required to compute the sensitivity parameters, as an example, Table III of Flambaum and Tedesco (2006) compares their values when different nuclear effects are considered. For instance,  $K_q$  can vary from 0.127, 0.044 to 0.009 for the caesium according to whether one includes only valence nucleon, non-valence non-nucleon or effect of the quark mass on the spin-spin interaction; see also Luo et al. (2011) for a discussion of the model-dependence.

#### Atomic clock data interpretations

**Table 11** Summary of the sensitivity parameters for clock comparison. The first column indicates the clock comparisons, the second gives the expression of  $y_{AB}$  as defined in Eq. (122) in terms of  $(\alpha_{\text{EM}}, \bar{\mu}, g_A)$  thanks to Eq. (117). The columns 3 to 6 gives the coefficients  $\Delta K_{AB}$  defined in Eq. (125) and derived from the values listed in Table 10. Note that the value of  $\Delta K^q$  in column 5 corresponds to the decomposition (119) in terms of  $(\alpha_{\text{EM}}, \bar{\mu}, X_q)$  and that one needs to take into account the shift (116) for  $\Delta K^q$  when using the parameters  $(\alpha_{\text{EM}}, X_q, X_e)$ ; see Eq. (121).

Clocks ( $A, B$ )	$y_{AB}$	$\Delta K^\alpha$	$\Delta K^\mu$	$\Delta K^q$	$\Delta K^e$
Rb-Cs	$(g_{\text{Rb}}/g_{\text{Cs}})\alpha_{\text{EM}}^{-0.49}$	-0.49	0	-0.021	0
H(hfs)-Cs	$(g_{\text{p}}/g_{\text{Cs}})\alpha_{\text{EM}}^{-0.83}$	-0.83	0	-0.102	0
H(1s-2s)-Cs	$(g_{\text{Cs}}\bar{\mu})^{-1}\alpha_{\text{EM}}^{-2.83}$	-2.83	-1	-0.002	-1
Hg <sup>+</sup> -Cs	$(g_{\text{Cs}}\bar{\mu})^{-1}\alpha_{\text{EM}}^{-5.77}$	-5.77	-1	-0.002	-1
Sr-Cs	$(g_{\text{Cs}}\bar{\mu})^{-1}\alpha_{\text{EM}}^{-2.77}$	-2.77	-1	-0.002	-1
Yb( <sup>3</sup> P <sub>0</sub> )-Cs	$(g_{\text{Cs}}\bar{\mu})^{-1}\alpha_{\text{EM}}^{-2.52}$	-2.52	-1	-0.002	-1
Yb(E2)-Cs	$(g_{\text{Cs}}\bar{\mu})^{-1}\alpha_{\text{EM}}^{-1.83}$	-1.83	-1	-0.002	-1
Yb(E3)-Cs	$(g_{\text{Cs}}\bar{\mu})^{-1}\alpha_{\text{EM}}^{-8.78}$	-8.78	-1	-0.002	-1
CSO -H(hfs)	$(g_{\text{p}}\bar{\mu})^{-1}\alpha_{\text{EM}}^{-3}$	3	-1	0.1	-1
Hg <sup>+</sup> -Al <sup>+</sup>	$\alpha_{\text{EM}}^{-2.948}$	-2.948	0	0	0
Yb(E3)-Yb(E2)	$\alpha_{\text{EM}}^{5.95}$	6.95	0	0	0
Dy	$\alpha_{\text{EM}}$	1	0	0	0
SF <sub>6</sub> -Cs	$g_{\text{Cs}}^{-1}\bar{\mu}^{-1/2}\alpha_{\text{EM}}^{-2.83}$	-2.83	-0.5	-0.002	-0.5
KRb-Cs	$g_{\text{Cs}}^{-1}\bar{\mu}^{14890 \pm 60}\alpha_{\text{EM}}^{-2.83}$	-2.83	14890 $\pm$ 60	-0.002	14890 $\pm$ 60

The comparison of atomic clocks give access to

$$\delta \ln y_{AB} \equiv \delta \ln \frac{\nu_A}{\nu_B} \quad (122)$$

that can be expressed as

$$\delta \ln y_{AB} = \Delta \lambda_\alpha \frac{\delta \alpha_{\text{EM}}}{\alpha_{\text{EM}}} + \Delta \lambda_\mu \frac{\delta \bar{\mu}}{\bar{\mu}} + \Delta \lambda_{g_i} \frac{\delta g_i}{g_i} \quad (123)$$

with the sensitivity coefficients for the clock comparisons summarized in Table 11 or as

$$\delta \ln y_{AB} = \Delta K_\alpha \frac{\delta \alpha_{\text{EM}}}{\alpha_{\text{EM}}} + \Delta K_\mu \frac{\delta \bar{\mu}}{\bar{\mu}} + \Delta K_q \frac{\delta X_q}{X_q} \quad (124)$$

with the coefficients

$$\Delta_{AB} K^i = K_A^i - K_B^i \quad (125)$$

and the  $\Delta K_A^i$  gathered in Table 11.

Similarly, as the previous analysis for the constraints obtained on QSO observables defined and discussed in § 5.6.1 to § 5.7 can be expressed as

$$\begin{aligned}
y &\equiv g_p \alpha_{\text{EM}}^2 &\propto \alpha_{\text{EM}}^2 X_q^{-0.087} X_s^{-0.013}, \\
\bar{\mu} &\equiv \frac{m_e}{m_p} &\propto X_q^{-0.037} X_s^{-0.011} X_e, \\
x &\equiv g_p \alpha_{\text{EM}}^2 \mu &\propto \alpha_{\text{EM}}^2 X_q^{-0.05} X_s^{-0.002} X_e^{-1}, \\
F &\equiv g_p (\alpha_{\text{EM}}^2 \mu)^{1.57} &\propto \alpha_{\text{EM}}^{3.14} X_q^{-0.0289} X_s^{0.0043} X_e^{-1.57}, \\
F' &\equiv \alpha_{\text{EM}}^2 \mu &\propto \alpha_{\text{EM}}^2 X_q^{0.037} X_s^{0.011} X_e^{-1}, \\
G &\equiv g_p (\alpha_{\text{EM}}^2 \mu)^{1.85} &\propto \alpha_{\text{EM}}^{3.7} X_q^{-0.0186} X_s^{0.0073} X_e^{-1.85},
\end{aligned} \tag{126}$$

once the scaling of the nucleon mass (101) is used, so that the seven observable quantities that are constrained by current QSO observations can be reduced to only 4 parameters.

#### 4.5 Phenomenological $(R, S)$ -parameterisation

As seen from the previous paragraph, the simplest self-consistent way to phenomenologically describe models which correlated variations is to relate them to  $\alpha_{\text{EM}}$ . A broad class of grand unification models have been encompassed in the  $(R, S)$  parameterisation.

##### Definition

Following Campbell and Olive (1995), these two parameters are defined by Eqs. (95) and (94) respectively which implies

$$\Delta v/v = S \Delta h/h, \quad \Delta \Lambda_{\text{QCD}}/\Lambda_{\text{QCD}} = R \Delta \alpha_{\text{EM}}/\alpha_{\text{EM}}.$$

Assuming all Yukawa coupling enjoy a universal variation, one deduces that the masses scale as

$$\Delta m_e/m_e = \frac{1}{2}(1 + S) \Delta \alpha_{\text{EM}}/\alpha_{\text{EM}}, \tag{127}$$

and

$$\Delta m_n/m_n = \Delta m_p/m_p = [0.8R + 0.2(1 + S)] \Delta \alpha_{\text{EM}}/\alpha_{\text{EM}}. \tag{128}$$

The relevant BBN parameters can then be shown to behave as (Coc et al. 2007)

$$\Delta G/G = [1.6R + 0.4(1 + S)] \Delta \alpha_{\text{EM}}/\alpha_{\text{EM}}, \tag{129}$$

$$\Delta Q_{\text{np}}/Q_{\text{np}} = [0.1 + 0.7S - 0.6R] \Delta \alpha_{\text{EM}}/\alpha_{\text{EM}}, \tag{130}$$

$$\Delta \tau_n/\tau_n = [-0.2 - 2.0S + 3.8R] \Delta \alpha_{\text{EM}}/\alpha_{\text{EM}}, \tag{131}$$

$$\Delta B_D/B_D = [-6.5(1 + S) + 18R] \Delta \alpha_{\text{EM}}/\alpha_{\text{EM}}, \tag{132}$$

while for clock studies, one has (Martins and Pinho 2017)

$$\Delta \bar{\mu}/\bar{\mu} = P \Delta \alpha_{\text{EM}}/\alpha_{\text{EM}}, \quad \Delta g_p/g_p = Q \Delta \alpha_{\text{EM}}/\alpha_{\text{EM}} \tag{133}$$

with  $R = 10(2P - 15Q)$  and  $(1 + S) = 50(P - 8Q)$ .

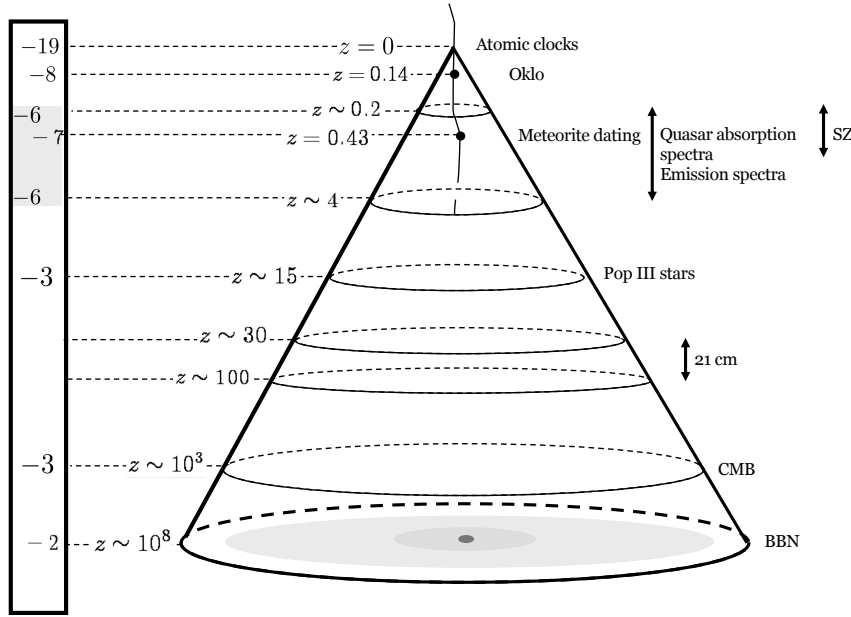
$R$  and  $S$  can be taken as pure phenomenological parameters. One expects  $S > 0$  while  $R$  can be any sign. Their typical value in unification scenario are thought to be  $(R, S) = (26, 160)$  (Langacker et al. 2002; Coc et al. 2007) and  $(109.4, 0)$  in dilaton type models (Nakashima et al. 2010b).

#### *Constraints on $(R, S)$*

These two parameters can be constrained by observation. Many works have interpreted data within this framework (see discussion in § 4.1). Luo et al. (2011) analyzed atomic clocks constraints (see § 5.1.1) in this framework as well as Julião et al. (2014) that showed that the data are degenerated according to  $(S + 1) - 2.7R = -5 \pm 15$  and that  $P = 1.5 \pm 4.5$ . Ferreira et al. (2013, 2014); Martins and Pinho (2017) stressed that the various observation of PKS1413+135 (see Table 18) allows one to set independent constraints on  $(\alpha_{\text{EM}}, \mu, g_{\text{p}})$  and then extracted from the QSO constraints the one-dimensional confidence intervals for  $(R, S) = (277 \pm 24, 742 \pm 65)$  and from molecular data within our galaxy (João et al. 2015), while Thompson (2017b,a) interpreted molecular spectra. Martins and Vila Miñana (2019) combined local and astrophysical data. From a model of polytropic white dwarfs with varying constants, Magano et al. (2017) determined their mass-radius relation dependence on  $(R, S)$ . From G191-B2B (see § 8.2.4) it was concluded that it constraints a different combination than atomic clocks.

## 5 Experimental and observational constraints on non-gravitational constants

This section focuses on the experimental and observational constraints on the non-gravitational constants, that is assuming  $\alpha_G$  remains constant. We use the convention that  $\Delta\alpha = \alpha - \alpha_0$  for any constant  $\alpha$ , so that  $\Delta\alpha < 0$  refers to a value smaller than today.



**Fig. 11** Summary of the systems that have been used to probe the constancy of the fundamental constants and their position in a space-time diagram in which the cone represents our past light cone. The shaded areas represents the comoving space probed by different tests.

### *Physical systems*

The various physical systems that have been considered to constrain the variation of the fundamental constants can be classified in many ways. We can classify them according to chronologically thanks to their look-back time and more precisely by their space-time position relative to our actual position. This is summarized in Fig. 11. Indeed higher redshift systems offer the possibility to set constraints on a larger time scale, but this is at the expense of usually involving other parameters such as the cosmological parameters. This is, in particular, the case of the cosmic microwave background or of primordial nucleosynthesis. The systems can also be classified in terms of the physics they involve. For instance, atomic clocks, quasar absorption spectra and the



cosmic microwave background require only to use quantum electrodynamics to draw the primary constraints while the Oklo phenomenon, meteorites dating and nucleosynthesis require nuclear physics. This is summarized on Table 12.

**Table 12** Summary of the systems considered to set constraints on the variation of the fundamental constants. We summarize the observable quantities, the primary constants used to interpret the data and the other hypothesis required for this interpretation. All the quantities appearing in this table are defined in the text.

System	Observable	Primary constraints	Other hypothesis	Section
Atomic clock	$\delta \ln \nu$	$g_i, \alpha_{\text{EM}}, \mu$	–	5.1
Oklo phenomenon	isotopic ratio	$E_r$	geophysical model	5.3
Meteorite dating	isotopic ratio	$\lambda$	–	5.4
Quasar spectra	atomic spectra	$g_p, \mu, \alpha_{\text{EM}}$	cloud physical properties	5.5
Stellar physics	element abundances	$B_D$	stellar model	5.9
CMB	$\Delta T/T$	$\mu, \alpha_{\text{EM}}$	cosmological model	5.10
21 cm	$T_b/T_{\text{CMB}}$	$g_p, \mu, \alpha_{\text{EM}}$	cosmological model	5.11
Galaxy clusters	SZ effect	$y$	galaxy+cosmological model	5.12
BBN	light element abundances	$Q_{\text{n p}}, \tau_{\text{n}}, m_{\text{e}}, m_{\text{N}}, \alpha_{\text{EM}}, B_D$	cosmological model	5.14

### Strategy

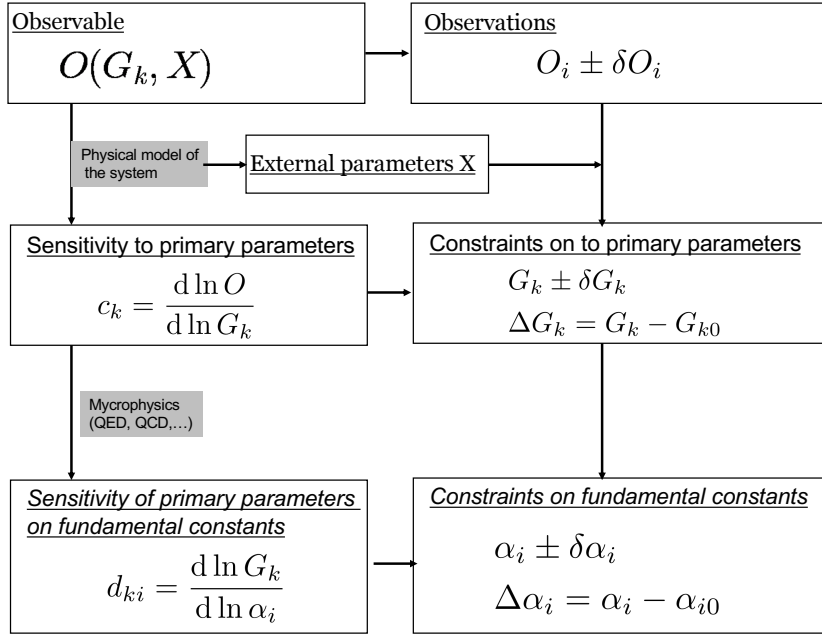
For any system, setting constraints goes through several steps, summarized on Fig. 12.

- First, we have some observable quantities from which we can draw constraints on primary parameters  $G_k$ , which may not be fundamental constants (e.g., the BBN parameters, the lifetime of  $\beta$ -decayers, ...). This allows to state which constants are dominating the system and which can be neglected in the analysis. Given data and a study of the effect of the external physical parameters of the system, one can draw constraints on the independent variations of the  $G_k$ .
- These primary parameters must then be related to some fundamental constants such as masses and couplings. This requires e.g. to connect nuclear physics to QCD or atomic physics to QED. One can then get constraints on the independent variations of the fundamental constants  $\alpha_i$  as described in Sect. 4.2.
- In a last step, the number of constants can be reduced by relating them in some unification schemes to get stronger constraints at the expense of being more model-dependent, as described in Sect. 4.1.

Indeed each step requires a specific modelization and hypothesis and has its own limitations.

## 5.1 Atomic and molecular Clocks

The search of the variation of fundamental constants with clocks has followed the developments and progresses of metrology and in particular the tremen-



**Fig. 12** Given a physical system, its modelization will allow one to (1) compute the sensitivity of the observables  $O$  to the relevant list of primary parameters  $G_k$  by computing the sensitivity coefficients (444) and (2) identifying all the external parameters  $X$  to be controlled such as e.g., the temperature, magnetic fields etc... This allows one to draw constraints on the independent variation of the primary parameters. Then those parameters need to be expressed in terms of the fundamental constants  $\alpha_i$  thanks to the sensitivity coefficients (445). One can then investigate models with correlated or uncorrelated variations to draw final conclusions on the correlated or independent variations of the fundamental constants. The definitions of the various sensitivity coefficients are summarized in Appendix A.2.

dous developments of atomic clock precision in the past 20 years; see e.g., the reviews Safronova et al. (2018a); Safronova (2019). While most of the constraints so far have been established with atomic clocks, many new techniques including highly charged ion, molecular and nuclear clocks are now considered.

### 5.1.1 Atomic spectra and constants

The laboratory constraints on the time variation of fundamental constants are obtained by comparing the long-term behavior of several oscillators and rely on frequency measurements. They have witnessed tremendous progresses over the past years, in particular due to the central role of time and frequency measurements in metrology.

#### Generalities

The atomic transitions have various dependencies in the fundamental constants that can be used in clock comparison to constrain their variation. As a textbook example, for the hydrogen atom, the gross, fine and hyperfine-structures are roughly given by

$$2p-1s : \nu \propto cR_\infty, \quad 2p_{3/2}-2p_{1/2} : \nu \propto cR_\infty\alpha_{\text{EM}}^2, \quad 1s : \propto cR_\infty\alpha_{\text{EM}}^2 g_p \bar{\mu},$$

respectively, where the Rydberg constant set the dimension.  $g_p$  is the proton gyromagnetic factor and  $\bar{\mu} = m_e/m_p$ .

In the non-relativistic approximation, the transitions of all atoms have similar dependencies but two effects have to be taken into account.

- First, the hyperfine-structures involve a gyromagnetic factor  $g_i$  (related to the nuclear magnetic moment by  $\mu_i = g_i \mu_N$ , with  $\mu_N = e\hbar/2m_p c$ ), which are different for each nuclei.
- Second, relativistic corrections (including the Casimir contribution), which also depend on each atom (but also on the type of the transition) can be included through a multiplicative function  $F_{\text{rel}}(\alpha_{\text{EM}})$ . It has a strong dependence on the atomic number  $Z$ , which can be illustrated on the case of alkali atoms, for which

$$F_{\text{rel}}(\alpha_{\text{EM}}) = [1 - (Z\alpha_{\text{EM}})^2]^{-1/2} \left[ 1 - \frac{4}{3}(Z\alpha_{\text{EM}})^2 \right]^{-1} \simeq 1 + \frac{11}{6}(Z\alpha_{\text{EM}})^2.$$

The developments of highly accurate atomic clocks using different transitions in different atoms offer the possibility to test a variation of various combinations of the fundamental constants.

#### *Dependencies on the fundamental constants*

It follows that at the lowest level of description, we can interpret all atomic clocks results in terms of the  $g$ -factors of each atoms,  $g_i$ , the electron to proton mass ration  $\bar{\mu}$  and the fine-structure constant  $\alpha_{\text{EM}}$ . We shall parameterize the hyperfine and fine-structures frequencies as follows.

- The hyperfine frequenc in a given electronic state of an alkali-like atom, such as  $^{133}\text{Cs}$ ,  $^{87}\text{Rb}$ ,  $^{199}\text{Hg}^+$ , is

$$\nu_{\text{hfs}} \simeq R_\infty c \times A_{\text{hfs}} \times g_i \times \alpha_{\text{EM}}^2 \times \bar{\mu} \times F_{\text{hfs}}(\alpha_{\text{EM}}) \quad (134)$$

where  $g_i = \mu_i/\mu_N$  is the nuclear  $g$ -factor.  $A_{\text{hfs}}$  is a numerical factor depending on each particular atom and we have set  $F_{\text{rel}} = F_{\text{hfs}}(\alpha)$ .

- The frequency of an electronic transition is well-approximated by

$$\nu_{\text{elec}} \simeq R_\infty c \times A_{\text{elec}} \times F_{\text{elec}}(Z, \alpha), \quad (135)$$

where, as above,  $A_{\text{elec}}$  is a numerical factor depending on each particular atom and  $F_{\text{elec}}$  is the function accounting for relativistic effects, spin-orbit couplings and many-body effects. Even though an electronic transition should also include a contribution from the hyperfine interaction, it is generally only a small fraction of the transition energy and thus should not carry any significant sensitivity to a variation of the fundamental constants.

### *Sensitivity parameters*

The importance of the relativistic corrections was probably first emphasized in Pretage et al. (1995) and their computation through relativistic  $N$ -body calculations was carried out for many transitions in Dzuba and Flambaum (2001); Dzuba et al. (1999a, 2003); Flambaum (2004). They can be characterized by introducing the sensitivity of the relativistic factors to a variation of  $\alpha_{\text{EM}}$ ,

$$\kappa_\alpha \equiv \frac{\partial \ln F}{\partial \ln \alpha_{\text{EM}}}. \quad (136)$$

Table 10 summarizes the values of some of them, as computed in Dzuba et al. (1999a); Flambaum and Tedesco (2006). Indeed a reliable knowledge of these coefficients at the 1% to 10% level is required to deduce limits to a possible variation of the constants. The interpretation of the spectra in this context relies, from a theoretical point of view, only on quantum electrodynamics (QED), a theory, which is well tested experimentally (Karshenboim 2005c) so that we can safely obtain constraints on  $(\alpha_{\text{EM}}, \bar{\mu}, g_i)$ , still keeping in mind that the computation of the sensitivity factors required numerical  $N$ -body simulations. Using (134-135), summarizes the dependencies on the primary parameters  $(\alpha_{\text{EM}}, \bar{\mu}, g_A)$  so that any transitions takes the general form (117),  $\nu_A \propto cR_\infty g_A^{\lambda_g} \alpha_{\text{EM}}^{\lambda_\alpha} \bar{\mu}^{\lambda_\mu}$  where the sensitivity coefficients  $\lambda_i$  are gathered in Table 10.

This implies that the comparison of two clocks allows one to constraints different combinations of constants since (1) the comparison of two microwave clock frequencies depends on the gyromagnetic factors and  $\alpha_{\text{EM}}$  but not on  $\bar{\mu}$ , (2) the comparison of two optical clocks depends on  $\alpha_{\text{EM}}$  only and (3) the comparison of an optical to microwave clocks depends on  $(\alpha_{\text{EM}}, \bar{\mu}, g_A)$ .

#### *5.1.2 Experimental constraints from atomic clocks*

We present the latest results that have been obtained from the comparison of atomic clocks and refer to Sect. III.B.2 of FCV (Uzan 2003a) for earlier studies. They all rely on the developments of new atomic clocks, with the primarily goal to define better frequency standards; see Dimarcq et al. (2023). From an experimental point of view, various combinations of clocks have been performed. It is important to analyze as many species as possible in order to rule-out species-dependent systematic effects. Most experiments are based on a frequency comparison to caesium clocks. The hyperfine splitting frequency between the  $F = 3$  and  $F = 4$  levels of its  $^2S_{1/2}$  ground state at 9.192 GHz has been used for the definition of the second since 1967. One limiting effect, that contributes mostly to the systematic uncertainty, is the frequency shift due to cold collisions between the atoms. On this particular point, clocks based on the hyperfine frequency of the ground state of the rubidium at 6.835 GHz, are more favorable.

In order to be as independent as possible from theoretical hypothesis, this section presents only “raw” constraints on clock comparisons.

### *Atomic hydrogen vs caesium-133*

The  $1s - 2s$  transition in atomic hydrogen was compared to the ground state hyperfine splitting of caesium-133 (Fischer et al. 2004) in 1999 and 2003, setting an upper limit on the variation of  $\nu_H$  of  $(-29 \pm 57)$  Hz within 44 months. This can be translated in a relative drift

$$\frac{d}{dt} \ln \left( \frac{\nu_H}{\nu_{Cs}} \right) = (-32 \pm 63) \times 10^{-16} \text{ yr}^{-1}. \quad (137)$$

Since the relativistic correction for the atomic hydrogen transition nearly vanishes, we have  $\nu_H \sim R_\infty$  so that

$$\frac{\nu_H}{\nu_{Cs}} \propto (g_{Cs} \bar{\mu})^{-1} \alpha_{EM}^{-2.83}.$$

### *Rubidium-87 vs caesium-133*

The comparison of the ground state hyperfine frequencies of the rubidium-87 and caesium-133 in laser-cooled atomic fountain clocks in their electronic ground state between 1998 and 2003, with an accuracy of order  $10^{-15}$  allowed Marion et al. (2003) to get  $\frac{d}{dt} \ln \left( \frac{\nu_{Rb}}{\nu_{Cs}} \right) = (0.2 \pm 7.0) \times 10^{-16} \text{ yr}^{-1}$ . With one more year of experiment, the constraint dropped  $\frac{d}{dt} \ln \left( \frac{\nu_{Rb}}{\nu_{Cs}} \right) = (-0.5 \pm 5.3) \times 10^{-16} \text{ yr}^{-1}$ . Guena et al. (2012) report the constraint obtained with measurements spanning 14 years of experiment  $\frac{d}{dt} \ln \left( \frac{\nu_{Rb}}{\nu_{Cs}} \right) = (-1.36 \pm 0.91) \times 10^{-16} \text{ yr}^{-1}$ . It was further improved by taking into account 3 more years of data by Abgrall et al. (2015) to

$$\frac{d}{dt} \ln \left( \frac{\nu_{Rb}}{\nu_{Cs}} \right) = (-1.16 \pm 0.61) \times 10^{-16} \text{ yr}^{-1}. \quad (138)$$

From Eq. (134), and using the values of the sensitivities  $\kappa_\alpha$ , listed in Table 10, one gets

$$\frac{\nu_{Rb}}{\nu_{Cs}} \propto \frac{g_{Rb}}{g_{Cs}} \alpha_{EM}^{-0.49},$$

that has the advantage to be independent of  $\bar{\mu}$ .

### *Aluminium and mercury single-ion optical clocks*

The comparison of the  $^1S_0 - ^3P_0$  transition in  $^{27}\text{Al}^+$  and  $^2S_{1/2} - ^2D_{5/2}$  in  $^{199}\text{Hg}^+$  over a year allowed to set the constraint (Rosenband et al. 2008)

$$\frac{d}{dt} \ln \left( \frac{\nu_{Hg}}{\nu_{Al}} \right) = (5.3 \pm 7.9) \times 10^{-17} \text{ yr}^{-1}. \quad (139)$$

Proceeding as previously, this tests the stability of<sup>9</sup>

$$\frac{\nu_{Hg}}{\nu_{Al}} \propto \alpha_{EM}^{-2.948},$$

<sup>9</sup> Note that this sensitivity was estimated as  $-3.02/-3.208$  and then reevaluated to  $-2.948$ ; see Table 10.

hence giving a sharp constraint on  $\alpha_{\text{EM}}$  alone. Improvement of one order of magnitude are foreseen from the development of  $^{27}\text{Al}^+$  quantum-logic clock with a systematic uncertainty below  $10^{-18}$  by [Brewer et al. \(2019\)](#).

#### *Mercury-199 vs caesium-133*

The  $^{199}\text{Hg}^+ \ ^2S_{1/2} - ^2D_{5/2}$  optical transition has a high sensitivity to  $\alpha_{\text{EM}}$  (see Table 10) so that it is well suited to test its variation. While  $\nu_{\text{Cs}}$  is still given by Eq. (134),  $\nu_{\text{Hg}}$  is given by Eq. (135). Using the sensitivities of Table 10, we conclude that this comparison test the stability of

$$\frac{\nu_{\text{Hg}}}{\nu_{\text{Cs}}} \propto (g_{\text{Cs}}\bar{\mu})^{-1} \alpha_{\text{EM}}^{-5.77}.$$

The frequency of the  $^{199}\text{Hg}^+$  electric quadrupole transition at 282 nm was compared to the ground state hyperfine transition of caesium during a two year period, which lead to ([Bize et al. 2003](#))  $\frac{d}{dt} \ln \left( \frac{\nu_{\text{Hg}}}{\nu_{\text{Cs}}} \right) = (0.2 \pm 7) \times 10^{-15} \text{ yr}^{-1}$ . This was improved by a comparison over a 6 year period ([Fortier et al. 2007](#)) to get

$$\frac{d}{dt} \ln \left( \frac{\nu_{\text{Hg}}}{\nu_{\text{Cs}}} \right) = (3.7 \pm 3.9) \times 10^{-16} \text{ yr}^{-1}. \quad (140)$$

#### *Strontium-87 vs caesium-133*

The comparison of the  $^1S_0 - ^3P_0$  transition in neutral  $^{87}\text{Sr}$  with a caesium clock was performed in three independent laboratories. The combination of these three experiments ([Blatt et al. 2008](#)) leads to the constraint  $\frac{d}{dt} \ln \left( \frac{\nu_{\text{Sr}}}{\nu_{\text{Cs}}} \right) = (-1.0 \pm 1.8) \times 10^{-15} \text{ yr}^{-1}$ .

Using a system of 2 Sr-clocks and 3-Cs clocks [Le Targat et al. \(2013\)](#) obtained  $\frac{d}{dt} \ln \left( \frac{\nu_{\text{Sr}}}{\nu_{\text{Cs}}} \right) = (-3.3 \pm 3.0) \times 10^{-16} \text{ yr}^{-1}$ , later improved ([Abgrall et al. 2015](#)) to  $\frac{d}{dt} \ln \left( \frac{\nu_{\text{Sr}}}{\nu_{\text{Cs}}} \right) = (-2.3 \pm 1.8) \times 10^{-16} \text{ yr}^{-1}$ , From a series of 42 measurements of the transition frequency of the  $^1S_0 - ^3P_0$  line in  $^{87}\text{Sr}$  against 2 caesium clocks at PTB between 2017 and 2019, [Schwarz et al. \(2020\)](#) concluded that

$$\frac{d}{dt} \ln \left( \frac{\nu_{\text{Sr}}}{\nu_{\text{Cs}}} \right) = (-4.2 \pm 3.3) \times 10^{-17} \text{ yr}^{-1}. \quad (141)$$

Proceeding as previously, this tests the stability of

$$\frac{\nu_{\text{Sr}}}{\nu_{\text{Cs}}} \propto (g_{\text{Cs}}\bar{\mu})^{-1} \alpha_{\text{EM}}^{-2.77}.$$

#### *Ytterbium*

It is the only case among the clocks presently under development for which there is more than one clock transition.  $\text{Yb}^+$  has two ultranarrow optical clock transitions, an electric octupole ( $E3: ^2S_{1/2} - ^2F_{7/2}$ ) at 467 nm and an electric quadrupole ( $E2: ^2S_{1/2} - ^2D_{3/2}$ ) at 436 nm (688 THz). This leads to various constraints.

- **Yb<sup>+</sup>-E2 vs caesium-133.** The  $E2$  electric quadrupole transition was compared to the ground state hyperfine transition of caesium. The constraint of [Peik et al. \(2004\)](#) was updated, after comparison over a six year period, which lead to ([Peik et al. 2008](#); [Peik 2010b](#))  $\frac{d}{dt} \ln \left( \frac{\nu_{Yb-E2}}{\nu_{Cs}} \right) = (-0.78 \pm 1.40) \times 10^{-15} \text{ yr}^{-1}$ . This was improved [Tamm et al. \(2014\)](#) to get

$$\frac{d}{dt} \ln \left( \frac{\nu_{Yb-E2}}{\nu_{Cs}} \right) = (-0.5 \pm 1.9) \times 10^{-16} \text{ yr}^{-1}. \quad (142)$$

Proceeding as previously, this tests the stability of

$$\frac{\nu_{Yb-E2}}{\nu_{Cs}} \propto (g_{Cs}\bar{\mu})^{-1} \alpha_{EM}^{-1.83}.$$

- **Yb<sup>+</sup>-E3 vs caesium-133.** A similar analysis for the transition  $E3$  at 467 nm gave ([Huntemann et al. 2014](#))  $\frac{d}{dt} \ln \left( \frac{\nu_{Yb-E3}}{\nu_{Cs}} \right) = (0.2 \pm 4.1) \times 10^{-16} \text{ yr}^{-1}$ . Besides, the comparison with a caesium clock allow [Lange et al. \(2021\)](#) to conclude that

$$\frac{d}{dt} \ln \left( \frac{\nu_{Yb-E3}}{\nu_{Cs}} \right) = (-3.1 \pm 3.4) \times 10^{-17} \text{ yr}^{-1}. \quad (143)$$

Table 10 gives that

$$\frac{\nu_{Yb-E3}}{\nu_{Cs}} \propto (g_{Cs}\bar{\mu})^{-1} \alpha_{EM}^{-8.78}.$$

- **Yb<sup>+</sup>-E3 vs Yb<sup>+</sup>-E2.** [Godun et al. \(2014\)](#) performed the first measurement of the ratio between  $E2$  : and  $E3$  without reference to the Cs primary standard, and using the same single ion of  $^{171}\text{Yb}$ . Such a direct measurement of the ratio of the two optical frequencies are free from the additional uncertainties introduced by the primary Cs frequency standard. This was then used by [Lange et al. \(2021\)](#) who got

$$\frac{d}{dt} \ln \left( \frac{\nu_{Yb-E3}}{\nu_{Yb-E2}} \right) = (-6.8 \pm 7.6) \times 10^{-18} \text{ yr}^{-1}. \quad (144)$$

The analysis of about 235 days of measurement data accumulated over a period of about 26 months, led [Filzinger et al. \(2023\)](#) to conclude that

$$\frac{d}{dt} \ln \left( \frac{\nu_{Yb-E3}}{\nu_{Yb-E2}} \right) = (-1.2 \pm 1.8) \times 10^{-18} \text{ yr}^{-1} \quad (145)$$

once combined with the previous data by [Lange et al. \(2021\)](#) . For this transition the sensitivity coefficient is ([Flambaum and Dzuba 2009](#)) is  $K_{E2,E3}^{\alpha} = -6.95$  which implies

$$\frac{\nu_{Yb-E3}}{\nu_{Yb-E2}} = \alpha_{EM}^{-6.95}. \quad (146)$$

- **Yb vs caesium-133.** The  $^1S_0 - ^3P_0$  transition in neutral  $^{171}\text{Yb}$  serves as a basis for frequency standards (Brown et al. 2017). Its sensitivity to  $\alpha_{\text{EM}}$  was computed by Safronova et al. (2018c). McGrew et al. (2019a) compared the  $^1S_0 - ^3P_0$  transition of  $^{171}\text{Yb}$  to an international collection of national primary and secondary frequency standards using satellite time and frequency transfer.

$$\frac{d}{dt} \ln \left( \frac{\nu_{\text{Yb}}}{\nu_{\text{Cs}}} \right) = (-4.9 \pm 3.6) \times 10^{-17} \text{ yr}^{-1} \quad (147)$$

and Table 10 gives that it behaves

$$\frac{\nu_{\text{Rb}}}{\nu_{\text{Cs}}} \propto (g_{\text{Cs}} \bar{\mu})^{-1} \alpha_{\text{EM}}^{-2.52}.$$

#### *Atomic dysprosium*

It was suggested in Dzuba et al. (1999a, 2003) (see also Dzuba and Flambaum 2010 for a computation of the transition amplitudes of the low states of dysprosium) that the electric dipole (E1) transition between two nearly degenerate opposite-parity states in atomic dysprosium should be highly sensitive to the variation of  $\alpha_{\text{EM}}$ . It was then demonstrated (Nguyen et al. 2004) that a constraint of the order of  $10^{-18}/\text{yr}$  can be reached. The frequencies of nearly of two isotopes of dysprosium were monitored over a 8 months period (Cingöz et al. 2008) showing that the frequency variation of the 3.1-MHz transition in  $^{163}\text{Dy}$  and the 235-MHz transition in  $^{162}\text{Dy}$  are  $9.0 \pm 6.7 \text{ Hz/yr}$  and  $-0.6 \pm 6.5 \text{ Hz/yr}$ , respectively. As seen from Table 10, the Dy/Cs frequency comparison is over six orders of magnitude more sensitive to variation of  $\alpha_{\text{EM}}$  than to variation of  $(\mu, X_q)$  so that it provides a constraints on  $\alpha_{\text{EM}}$  alone

$$\frac{\dot{\alpha}_{\text{EM}}}{\alpha_{\text{EM}}} = (-2.7 \pm 2.6) \times 10^{-15} \text{ yr}^{-1}, \quad (148)$$

at  $1\sigma$  level, without any assumptions on the constancy of other fundamental constants. Leefer et al. (2013) uses the 6735.5-MHz transition in  $^{164}\text{Dy}$  instead of the of the 3.1-MHz transition in  $^{163}\text{Dy}$  to reach

$$\frac{\dot{\alpha}_{\text{EM}}}{\alpha_{\text{EM}}} = (-5.8 \pm 6.9) \times 10^{-17} \text{ yr}^{-1}. \quad (149)$$

#### *Summary*

The experimental constraints on laboratory clock comparison are summarized in Table 13 in which we have included their dependencies in the QED primary parameters using the data from Table 10. In the end all frequency comparisons depend only on the 4 parameters  $(\alpha_{\text{EM}}, \bar{\mu}, g_{\text{Cs}}, g_{\text{Rb}})$ . Indeed, they are not independent but the set of data can be used to derived constraints on their independent time variation.



**Table 13** Summary of the experimental constraints obtained from the comparisons of atomic clocks. For each constraint on the relative drift of the frequency ratio of the two clocks, we provide the dependence in the various constants, using the numbers of Table 10. The experiments on SF<sub>6</sub> and KRb molecular clocks are described in § 5.1.5 below.

Clock 1	Clock 2	Constraint (yr <sup>-1</sup> ) $\frac{d}{dt} \ln \left( \frac{\nu_{\text{clock 1}}}{\nu_{\text{clock 2}}} \right)$	Constants dependence	Reference
<sup>87</sup> Rb	<sup>133</sup> Cs	$(0.2 \pm 7.0) \times 10^{-16}$ $(-0.5 \pm 5.3) \times 10^{-16}$ $(-1.36 \pm 0.91) \times 10^{-16}$ $(-1.16 \pm 0.61) \times 10^{-16}$	$\frac{g_{\text{Rb}}}{g_{\text{Cs}}} \alpha_{\text{EM}}^{-0.49}$	Marion et al. (2003) Bize et al. (2005) Guena et al. (2012) Abgrall et al. (2015)
<sup>1</sup> H	<sup>133</sup> Cs	$(-32 \pm 63) \times 10^{-16}$	$(g_{\text{Cs}} \bar{\mu})^{-1} \alpha_{\text{EM}}^{-2.83}$	Fischer et al. (2004)
<sup>199</sup> Hg <sup>+</sup>	<sup>133</sup> Cs	$(0.2 \pm 7) \times 10^{-15}$ $(3.7 \pm 3.9) \times 10^{-16}$	$(g_{\text{Cs}} \bar{\mu})^{-1} \alpha_{\text{EM}}^{-5.77}$	Bize et al. (2003) Fortier et al. (2007)
<sup>171</sup> Yb <sup>+</sup> (E2)	<sup>133</sup> Cs	$(-0.78 \pm 1.40) \times 10^{-15}$ $(-0.5 \pm 1.9) \times 10^{-16}$	$(g_{\text{Cs}} \bar{\mu})^{-1} \alpha_{\text{EM}}^{-1.83}$	Peik et al. (2008) Tamm et al. (2014)
<sup>171</sup> Yb <sup>+</sup> (E3)	<sup>133</sup> Cs	$(-0.2 \pm 4.1) \times 10^{-16}$ $(-3.1 \pm 3.4) \times 10^{-17}$	$(g_{\text{Cs}} \bar{\mu})^{-1} \alpha_{\text{EM}}^{-8.78}$	Huntemann et al. (2014) Lange et al. (2021)
<sup>171</sup> Yb <sup>1</sup> S <sub>0</sub> - <sup>3</sup> P <sub>0</sub>	<sup>133</sup> Cs	$(-4.9 \pm 3.6) \times 10^{-17}$	$(g_{\text{Cs}} \bar{\mu})^{-1} \alpha_{\text{EM}}^{-2.52}$	McGrew et al. (2019a)
<sup>87</sup> Sr	<sup>133</sup> Cs	$(-1.0 \pm 1.8) \times 10^{-15}$ $(-3.3 \pm 3.0) \times 10^{-16}$ $(-2.3 \pm 1.8) \times 10^{-16}$ $(-4.2 \pm 3.3) \times 10^{-17}$	$(g_{\text{Cs}} \bar{\mu})^{-1} \alpha_{\text{EM}}^{-2.77}$	Blatt et al. (2008) Le Targat et al. (2013) Abgrall et al. (2015) Schwarz et al. (2020)
<sup>199</sup> Hg <sup>+</sup>	<sup>27</sup> Al <sup>+</sup>	$(5.3 \pm 7.9) \times 10^{-17}$	$\alpha_{\text{EM}}^{-2.948}$	Rosenband et al. (2008)
<sup>171</sup> Yb <sup>+</sup> (E3)	<sup>171</sup> Yb <sup>+</sup> (E2)	$(-6.8 \pm 7.8) \times 10^{-18}$ $(-1.2 \pm 1.8) \times 10^{-18}$	$\alpha_{\text{EM}}^{-6.95}$	Lange et al. (2021) Filzinger et al. (2023)
<sup>162</sup> Dy	<sup>163</sup> Dy	$(-2.7 \pm 2.6) \times 10^{-15}$	$\alpha_{\text{EM}}$	Cingöz et al. (2008)
<sup>162</sup> Dy	<sup>164</sup> Dy	$(-5.8 \pm 6.9) \times 10^{-17}$	$\alpha_{\text{EM}}$	Leefer et al. (2013)
SF <sub>6</sub>	<sup>133</sup> Cs	$(1.9 \pm 2.7) \times 10^{-14}$	$g_{\text{Cs}}^{-1} \bar{\mu}^{-1/2} \alpha_{\text{EM}}^{-2.83}$	Shelkovnikov et al. (2008)
KRb	<sup>133</sup> Cs	$(-0.44 \pm 1.47_{\text{stat}} \pm 0.24_{\text{syst}}) \times 10^{-10}$	$g_{\text{Cs}}^{-1} \bar{\mu}^{15.000} \alpha_{\text{EM}}^{-2}$	Kobayashi et al. (2019).

### 5.1.3 Constraints on primary parameters

#### Constraint on $\alpha_{\text{EM}}$ alone

Since four clock comparisons listed in Table 13 depend on  $\alpha_{\text{EM}}$  only, it can be constrained independently of the 3 others primary parameters.

The aluminium-mercury clocks comparison (Rosenband et al. 2008) depends only on  $\alpha_{\text{EM}}$  so that the constraint (139) translates to  $\dot{\alpha}_{\text{EM}}/\alpha_{\text{EM}} = (-1.6 \pm 2.3) \times 10^{-17} \text{ yr}^{-1}$  on  $\alpha_{\text{EM}}$  alone without any use of complementary data. Since its sensitivity to  $\alpha_{\text{EM}}$  is 6 order of magnitude higher than other sensitivities, see Eq. (149), the dysprosium comparison (Leefer et al. 2013) gives in practice  $\dot{\alpha}_{\text{EM}}/\alpha_{\text{EM}} = (-5.8 \pm 6.9) \times 10^{-17} \text{ yr}^{-1}$ . Then, the Yb:E2-E3 comparison by Lange et al. (2021) implies the bound  $\dot{\alpha}_{\text{EM}}/\alpha_{\text{EM}} = (1 \pm 1.1) \times 10^{-18} \text{ yr}^{-1}$

. The improvements by [Filzinger et al. \(2023\)](#) translate to

$$\frac{\dot{\alpha}_{\text{EM}}}{\alpha_{\text{EM}}} = (1.8 \pm 2.5) \times 10^{-19} \text{ yr}^{-1}. \quad (150)$$

Combining the independent measurements does not improve this latter constraint, which can be considered as the sharpest constraint on the independent variation of  $\alpha_{\text{EM}}$  today.

#### *Constraints on other constants*

Several analysis have been performed to extract constraints on  $\bar{\mu}$  and  $X_{\text{q}}$ . Their results have evolved with the improvement of experimental data that have been combined in different ways. We refer to Fig. 13 for a up-to-date status on the constraints on  $(\alpha_{\text{EM}}, g_{\text{Cs}}\bar{\mu})$ .

From their result on Rb/Cs, [Guena et al. \(2012\)](#) derived  $d \ln[\alpha_{\text{EM}}^{-0.49} X_{\text{q}}^{-0.021}] = (-1.36 \pm 0.91) \times 10^{-16} \text{ yr}^{-1}$ . Combined with the constraints on  $\alpha_{\text{EM}}$  by [Rosenband et al. \(2008\)](#), they concluded

$$K_{\text{Cs}}^q \dot{X}_{\text{q}}/X_{\text{q}} = (1.4 \pm 0.9) \times 10^{-17} \text{ yr}^{-1}. \quad (151)$$

This constraint was then used by [Huntemann et al. \(2014\)](#) to analyse their Yb(E3)-Cs results fitted together with the constraints by [Rosenband et al. \(2008\)](#) and [Leefer et al. \(2013\)](#) to conclude that  $\dot{\alpha}_{\text{EM}}/\alpha_{\text{EM}} = (-0.20 \pm 0.20) \times 10^{-16} \text{ yr}^{-1}$  and  $\dot{\mu}/\mu = (-0.5 \pm 1.6) \times 10^{-16} \text{ yr}^{-1}$ . [Godun et al. \(2014\)](#) follows the same route but assumes the sensitivity to  $X_{\text{q}}$ , was zero to get the similar results,  $\dot{\alpha}_{\text{EM}}/\alpha_{\text{EM}} = (-0.7 \pm 2.1) \times 10^{-17} \text{ yr}^{-1}$  and  $\dot{\mu}/\mu = (0.2 \pm 1.1) \times 10^{-16} \text{ yr}^{-1}$ . This series of analysis were summarized in Fig. 3 of [Huntemann et al. \(2014\)](#). Combining with the constraint on  $\alpha_{\text{EM}}$  by [Rosenband et al. \(2008\)](#) and on  $X_{\text{q}}$  by [Ashby et al. \(2018\)](#), [McGrew et al. \(2019b\)](#) concluded that  $\dot{\mu}/\mu = (5.3 \pm 6.5) \times 10^{-17} \text{ yr}^{-1}$ . To finish, [Schwarz et al. \(2020\)](#) combined (151) with the constraint on  $\alpha_{\text{EM}}$  by [Godun et al. \(2014\)](#) and [Huntemann et al. \(2014\)](#), to conclude that  $\dot{\mu}/\mu = (-6.9 \pm 6.5) \times 10^{-17} \text{ yr}^{-1}$ .

#### *Clock constraints on time variation of $\alpha_{\text{EM}}$ , $\bar{\mu}$ and $X_{\text{q}}$*

Figure 13 reproduces and updates Fig. 3 of [Huntemann et al. \(2014\)](#) including the new constraints by [Lange et al. \(2021\)](#); [McGrew et al. \(2019a\)](#); [Schwarz et al. \(2020\)](#) and [Filzinger et al. \(2023\)](#). An efficient way to disentangle the constraints is through 3 steps.

1. First, the comparisons of optical clocks, so that they set an independent constraints on  $\alpha_{\text{EM}}$ , given by Eq. (150) once averaged on the independent experiments.
2. Then the Rb/Cs experiments constrain, given the bound (150) directly  $g_{\text{Rb}}/g_{\text{Cs}}$  to get

$$\begin{aligned} \frac{d}{dt} \ln \left( \frac{g_{\text{Rb}}}{g_{\text{Cs}}} \right) &= \frac{d}{dt} \ln (X_{\text{q}}^{-0.021}) \\ &= (-1.16 \pm 0.61) \times 10^{-16} \text{ yr}^{-1}, \end{aligned} \quad (152)$$

using [Abgrall et al. \(2015\)](#).

3. To finish, the comparisons of optical clocks to Cs-133 provide constraints on  $g_{\text{Cs}}\bar{\mu}$ . Given the bound (150), the combined analysis of the data Fortier et al. (2007); Tamm et al. (2014); Lange et al. (2021); McGrew et al. (2019a); Schwarz et al. (2020) as listed in Table 13 gives

$$\begin{aligned}\frac{d}{dt} \ln(g_{\text{Cs}}\bar{\mu}) &= \frac{d}{dt} \ln(X_{\text{q}}^{0.002}\bar{\mu}) = \frac{d}{dt} \ln(X_{\text{q}}^{-0.046}X_{\text{e}}) \\ &= (0.42 \pm 0.13) \times 10^{-16} \text{ yr}^{-1}.\end{aligned}\quad (153)$$

4. These three latter bounds can be combined to get a constraints on  $\dot{X}_{\text{q}}$  and  $\dot{\bar{\mu}}$  or  $\dot{X}_{\text{e}}$ .

As a conclusion, the global fit of the data discussed above allows us to set the following constraints on the variation of the fundamental constants today,

$$\left. \frac{\dot{\alpha}_{\text{EM}}}{\alpha_{\text{EM}}} \right|_0 = (1.8 \pm 2.5) \times 10^{-19} \text{ yr}^{-1}, \quad (154)$$

$$\left. \frac{\dot{\bar{\mu}}}{\bar{\mu}} \right|_0 = (3.09 \pm 1.42) \times 10^{-17} \text{ yr}^{-1}, \quad (155)$$

$$\left. \frac{\dot{X}_{\text{q}}}{X_{\text{q}}} \right|_0 = (5.5 \pm 2.9) \times 10^{-15} \text{ yr}^{-1}, \quad (156)$$

$$K_{\text{Cs}}^q \left. \frac{\dot{X}_{\text{q}}}{X_{\text{q}}} \right|_0 = (1.10 \pm 0.58) \times 10^{-17} \text{ yr}^{-1}, \quad (157)$$

$$\left. \frac{\dot{X}_{\text{e}}}{X_{\text{e}}} \right|_0 = (2.96 \pm 1.34) \times 10^{-16} \text{ yr}^{-1}. \quad (158)$$

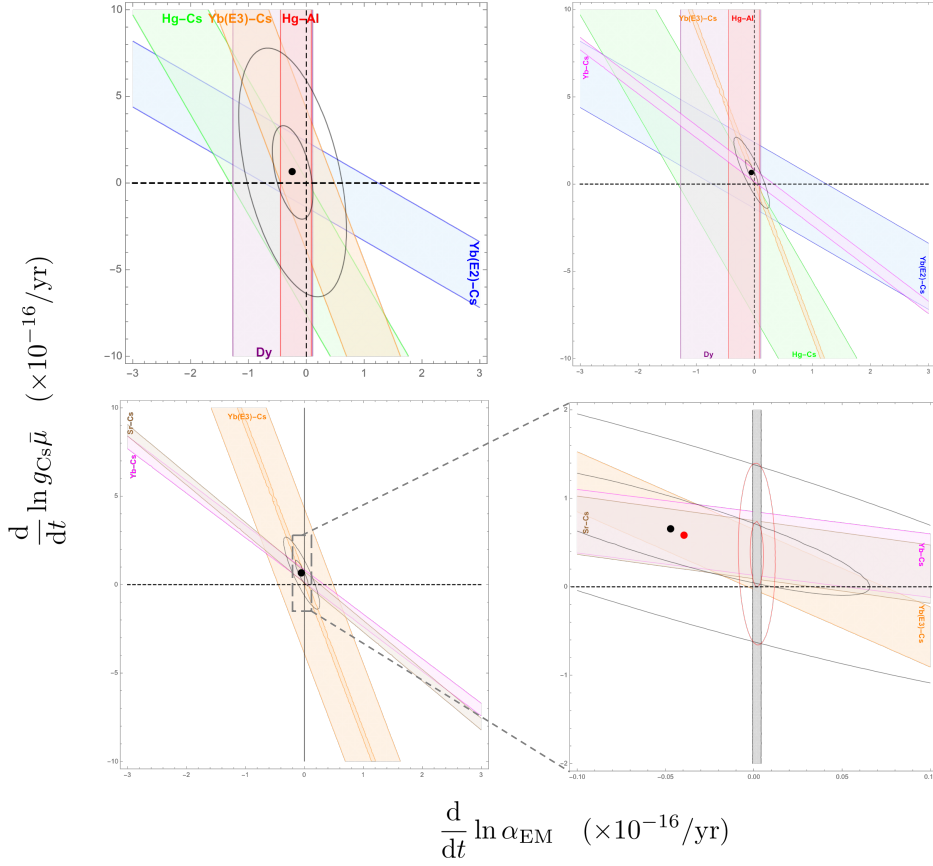
This sets strong bonds on any model of varying constant and in the strength of the screening mechanism that shall be at work.

#### 5.1.4 Fiber-linked networks and clocks in space

To extend the analysis of the previous section, one can compare clocks at different locations since they can be networked online using either satellite (Schiller et al. 2006; Magnani et al. 2019) (see Belenchia et al. (2022); Alonso et al. (2022) for a review and a roadmap on quantum physics in space) or fibre links (Roberts et al. (2020), or offline via time-stamping of measurements (Wcisłó et al. 2018); see Savalle et al. (2019b) for a discussion of space-time separated clock experiments to test variations of fundamental constants.

##### Fiber-linked comparisons

Roberts et al. (2020) searched for transient variations of  $\alpha_{\text{EM}}$  using data from the European network of fiber-linked optical clocks based on Sr, Hg and



**Fig. 13** Synthetic constraints on  $(\alpha_{\text{EM}}, g_{\text{Cs}}\bar{\mu})$  from the atomic clock constraints summarized in Table 13. The upper left-plot reproduces [Huntemann et al. \(2014\)](#), note however that it depicts  $g_{\text{Cs}}\bar{\mu}$  instead of  $\mu = m_{\text{p}}/m_{\text{e}}$ . The contour plots indicate  $1\sigma$  and  $2\sigma$  constraints and the black point the best-fit. The data used combine comparisons of optical clocks [red: Hg-Al [Rosenband et al. \(2008\)](#); Purple: Dy 162-164: [Leefer et al. \(2013\)](#)] and comparison of optical clocks to caesium [Green: Hg-Cs; [Fortier et al. \(2007\)](#); Blue: Yb(E2)-Cs: [Tamm et al. \(2014\)](#); Orange: Yb(E3)-Cs: [Huntemann et al. \(2014\)](#)]. The upper-right plot updates the Yb(E3)-Cs data by [Lange et al. \(2021\)](#) and adds the Yb-Cs data [purple] by [McGrew et al. \(2019a\)](#). The lower-left plot compares the Yb(E3)-Cs data by [Huntemann et al. \(2014\)](#) and [Lange et al. \(2021\)](#) and adds the Sr-Cs data [Brown] by [Schwarz et al. \(2020\)](#). The lower-right plot zooms on the dashed region and adds the constraints (150) on  $\alpha_{\text{EM}}$ . The black dot and contour lines correspond to the best-fit,  $1\sigma$  and  $2\sigma$  constraints obtained from all data except Sr-Cs and the  $\alpha_{\text{EM}}$  constraint while the red dot is the best fit for all data but the  $\alpha_{\text{EM}}$  constraint. The red ellipses correspond to  $1\sigma$  and  $2\sigma$  constraints obtained from all data.

$\text{Yb}^+$  atoms located in France, Germany and United Kingdom. Thanks to the use of fiber links to perform the comparisons, the stability of the measurements is limited by the one of the clocks themselves (Lisdar et al. 2016). It was concluded that  $\Delta\alpha_{\text{EM}}/\alpha_{\text{EM}} < 5 \times 10^{-17}$  on a duration of  $10^3$  s. The QSNET project (Barontini et al. 2021, 2022) is a network of clocks that will include existing Sr,  $\text{Yb}^+$  and Cs atomic clocks at the National Physical Laboratory (NPL) in London and several new clocks ( $\text{N}_2^+$  molecular ion clock, CaF molecular optical lattice clock and a Cf highly charged ion clock).

#### *Atomic clocks in space (ACES)*

An improvement of at least an order of magnitude on current constraints can be achieved in space. The PHARAO/ACES project (Salomon et al. 2001; Reynaud et al. 2009) (Projet d’Horloge Atomique par Refroidissement d’Atomes en Orbite) of the European Spatial Agency combines laser cooling techniques and a microgravity environment in orbit. It consists of a Cs clock installed on the outside pallet of the Columbus module of the ISS that can be compared to ground clocks using two-way microwave links. It aims at performing redshift test at the level of  $2 - 3 \times 10^{-6}$  during 1.5 to 3 years. Its performances are evaluated in Savalle et al. (2019a).

The Galileo gravitational redshift test (Delva et al. 2018, 2019), GREAT, has been comparing H-maser clocks onboard of eccentric satellites to ground clocks to conclude that  $\beta_{\text{H-maser}} = (0.19 \pm 2.46) \times 10^{-5}$  (Delva et al. 2019); see Eq. (387) below for the definition of the redshift parameter. The proposal FOCOS (Derevianko et al. 2022) aims to improve this constraint to  $10^{-9}$ .

The SAGAS (Search for anomalous gravitation using atomic sensor) project (Reynaud et al. 2009; Wolf et al. 2009) aims at flying highly sensitive optical atomic clocks and cold atom accelerometers on a Solar system trajectory on a time scale of 10 years. It could test the constancy of the fine-structure constant along the satellite worldline, which, in particular, can set a constraint on its spatial variation of the order of  $10^{-9}$ .

Among these recent developments we shall also mention the proposal by Terno et al. (2018) to suppress the first-order Doppler effect which dominates the weak gravitational signal and the mission (Schkolnik et al. 2023) of optical atomic clocks aboard the space station (OACESS).

#### *5.1.5 Experimental constraints from molecular transitions*

As we have seen, only atomic clocks based on a hyperfine transition involve  $\bar{\mu}$  and they all share the same sensitivity which makes it difficult to extract a model-independent constraints on the variation of  $\bar{\mu}$ . Molecules and precision molecular spectroscopy provide pathway toward better constraint on the variation of  $\bar{\mu}$  that are complementary to the constraints from atomic clocks; see e.g. (Jansen et al. 2014) for a dedicated review.

#### *Generalities*

The first to be considered were diatomic molecules since, as first pointed out by [Thompson \(1975\)](#), molecular lines can provide a test of the variation of  $\mu$ . The energy difference between two adjacent rotational levels in a diatomic molecule is inversely proportional to  $Mr^{-2}$ ,  $r$  being the bond length and  $M$  the reduced mass, and the vibrational transition of the same molecule has, in first approximation, a  $\sqrt{M}$  dependence. For molecular hydrogen  $M = m_p/2$  so that the comparison of an observed vibro-rotational spectrum with a laboratory spectrum gives an information on the variation of  $m_p$  and  $m_n$ . Comparing pure rotational transitions with electronic transitions gives a measurement of  $\mu$ . It follows that the frequency of vibro-rotation transitions is, in the Born–Oppenheimer approximation, of the form

$$\nu \simeq E_I (c_{\text{elec}} + c_{\text{vib}}\sqrt{\bar{\mu}} + c_{\text{rot}}\bar{\mu}) \quad (159)$$

where  $c_{\text{elec}}$ ,  $c_{\text{vib}}$  and  $c_{\text{rot}}$  are some numerical coefficients. Molecules such as  $\text{H}_2$ ,  $\text{HD}$  or  $\text{NH}_3$  have been extensively used in astrophysics (see § 5.7 below).

#### *SF<sub>6</sub> transition*

The comparison of the vibro-rotational transition in the molecule SF<sub>6</sub>, using the transition is P(4)E<sub>0</sub> in the  $2\nu_3$  band, was compared to a caesium clock over a two-year period, leading to the constraint ([Shelnikov et al. 2008](#))

$$\frac{d}{dt} \ln \left( \frac{\nu_{\text{SF6}}}{\nu_{\text{Cs}}} \right) = (1.9 \pm 0.12 \pm 2.7) \times 10^{-14} \text{ yr}^{-1}, \quad (160)$$

where the second error takes into account uncontrolled systematics. Now, using again Table 10, we deduce that

$$\frac{\nu_{\text{SF6}}}{\nu_{\text{Cs}}} \propto \bar{\mu}^{1/2} \alpha_{\text{EM}}^{-2.83} (g_{\text{Cs}} \bar{\mu})^{-1}.$$

It can be combined with the constraint (137) which enjoys the same dependence to caesium and (150) to deal with the dependence on  $\alpha_{\text{EM}}$ , to infer that

$$\frac{\dot{\bar{\mu}}}{\bar{\mu}} = (-3.8 \pm 5.6) \times 10^{-14} \text{ yr}^{-1}. \quad (161)$$

Combined with Eq. (153), we can obtain independent constraints on the time variation of  $g_{\text{Cs}}$ ,  $g_{\text{Rb}}$  and  $\bar{\mu}$ .

While this is indeed less stringent than the constraints from atomic clocks discussed in the previous section, molecular clocks are a fast developing field; see e.g. [Oswald et al. \(2022\)](#). The success of techniques such as laser cooling, trapping or coherent manipulations in atomic physics have motivated their extension to molecules and the control of their quantum state offers new direction too test fundamental physics and in particular fundamental constants ([Mitra et al. 2022](#)). This has been extended to the proposal to consider optical clocks based on molecular vibrations ([Hanneke et al. 2020](#)).

### *KRb molecule*

To date, the best constraint has been obtained from photoassociated KRb (Kobayashi et al. 2019). Using a transition between nearly a degenerate pair of vibrational levels each associated with a different electronic potential of ultra-cold diatomic alkali KRb molecules that enjoys a large sensitivity coefficient,  $\Delta\nu/\nu \simeq 14\,890 \pm 60 \Delta\bar{\mu}/\bar{\mu}$ , it was concluded that

$$\frac{\dot{\bar{\mu}}}{\bar{\mu}} = (0.3 \pm 1.0) \times 10^{-14} \text{ yr}^{-1}. \quad (162)$$

### *Other proposals*

There is a large activity to increase the stability and sensitivity of molecular clocks, both theoretically and experimentally. We list a series of proposals and latest development on this rich and active field of research.

- **Simple molecules**, such as  $\text{H}_2^+$  and  $\text{HD}^+$ , offer the possibility of accurate theoretical computations while many experiments exist with high precision spectroscopy (Ubachs et al. 2015; Biesheuvel et al. 2016; Alighanbary et al. 2020) making them good candidates for test of  $\mu$  variation (Schiller and Korobov 2005; Schiller et al. 2014). They are also of importance for astrophysics (see § 5.7 below).
- **Diatomic molecules**. Flambaum and Kozlov (2007b) estimated the enhanced sensitivity of very close narrow levels of different nature that exist in diatomic molecules due to cancelation between the fine structure and vibrational intervals in the electronic ground state, such as  $\text{Cl}_2^+$ ,  $\text{CuS}$ ,  $\text{IrC}$ ,  $\text{SiBr}$ ,  $\text{HfF}^+$ ,  $\text{LaS}$ ,  $\text{LuO}$ ,  $\text{HfF}^+$  and  $^7\text{LiH}$ - $^6\text{LiH}$  (Constantin 2015) for which the vibrorotational transition in the  $v = 0 \rightarrow 1$  band has a sensitivity of  $-585$ . We refer to Ubachs et al. (2016) for a review on  $\text{H}_2$ , Kajita (2008) for  $^{24}\text{MgH}$  and  $^{40}\text{CaH}$ , Kajita and Moriwaki (2009) for  $\text{CaH}^+$  or  $^{207}\text{Pb}^{19}\text{F}$  that enjoys a pair of closely spaced levels of opposite levels (Flambaum et al. 2013). We shall also mention transitions with hyperfine-structures, for which the sensitivity to  $\alpha_{\text{EM}}$  can reach 600 for instance  $^{139}\text{La}^{32}\text{S}$  or silicon monobrid (Beloy et al. 2010) that allows one to constrain  $\alpha_{\text{EM}}\bar{\mu}^{-1/4}$ .
- **Cold diatomic molecules**: 2-photons Raman transitions in lattice-confined photo-associated  $\text{Sr}_2$  molecules (Zelevinsky et al. 2008; Reinaudi et al. 2012) or  $\text{Cs}_2$  molecules (DeMille et al. 2008; Beloy et al. 2011a) have been considered.
- **Non-polar molecular ions of homonuclear diatomics**, such as  $\text{N}_2^+$  or  $\text{O}_2^+$ . Kajita (2017a,b) estimates that the Stark and Zeeman shifts in the transition frequencies of the  $\text{O}_2^+$  molecular ion can allow experiments to reach  $\Delta\mu/\mu < \mathcal{O}(10^{-17})$  since the sensitivities  $\Delta \ln \nu / \delta \ln \mu$  for the transitions  $X^2\Pi_{1/2} v = 0 \rightarrow v'$  ( $v' = 1, 4, 8$ ) are of the order  $-0.48$  at frequencies (56.5, 219, 421.9) THz. It can even reach 140 for the transition  $X^2\Pi_{1/2} v = 21 \rightarrow a^4\Pi_{1/2} v = 0$  at 2.7 THz (Hanneke et al. 2016) leading Carollo et al. (2018) to estimate one could reach  $\Delta\mu/\mu \sim \mathcal{O}(10^{-18})$ .
- **Molecular ions**. Beloy et al. (2011b) have computed the sensitivities of the  $\text{NH}^+$  rotational spectrum to variations of  $(\alpha_{\text{EM}}, \mu)$ .

- **Polar molecules** with deep potential such as  $\text{TeH}^+$  allow for high-sensitivity dipole-allowed vibrational transitions. [Stollenwerk et al. \(2018\)](#) estimate that with enough vibrational cooling laser power to saturate all the transitions after one can reach  $\Delta\mu/\mu \sim 3.6 \times 10^{-17}$ , as confirmed by [Kokish et al. \(2018\)](#). They mention that simulations also support the potential for fluorescence state read-out of  $\text{TeH}^+$  suggesting the possibility of searching for  $\mu$ -variation using multi-ion spectroscopy on laser-coolable polar species.
- **Dihalogen and hydrogen halides:** [Pařteka et al. \(2015\)](#) identified strong candidates among  $\text{HBr}^+$ ,  $\text{HI}^+$ ,  $\text{Br}_2^+$ ,  $\text{I}_2^+$ ,  $\text{IBr}^+$ ,  $\text{ICl}^+$ , and  $\text{IF}^+$ .
- **Tunneling-Rotational Transitions** also have enhanced sensitivities. Ethylene Glycol ( $\text{C}_2\text{H}_6\text{O}_2$ ) in its ground conformation has such a transition with the frequency about 7 GHz. Since tunneling and rotational energies have different dependence on  $\bar{\mu}$ , the spectrum is highly sensitive to the possible its variation with sensitivities ranging from  $-17$  to  $+18$  ([Viatkina and Kozlov 2014](#)). Ethylene glycol has been detected in the interstellar medium.
- **Internal rotor molecules** in molecules exhibiting hindered internal rotation, such as methyl mercaptan ( $\text{CH}_3$ ), have torsion-rotation transitions with enhanced sensitivities to a variation of  $\bar{\mu}$ . ([Jansen et al. 2013](#)). This enhancement occurs due to a cancellation of energies associated with the torsional and rotational degrees of freedom of the molecule. It is also exceptionally large in methanol that is detected in quasar absorption spectra.
- **Polyatomic molecules.** [Owens et al. \(2015a\)](#) computed the sensitivities of  $^{14}\text{NH}_3$ ,  $^{15}\text{NH}_3$ ,  $^{14}\text{ND}_3$ , and  $^{15}\text{ND}_3$  allowing [Owens et al. \(2016a\)](#) to show that the sensitivity of ammonia vibro-rotation lines can reach  $-16.738$ ; see also [Jansen et al. \(2014\)](#). [Santamaria et al. \(2014\)](#) proposed an experiment to constrain, over a few-year timescale, the fractional temporal variation of  $\mu$  at the level of  $10^{-15}/\text{yr}$  by means of a spectroscopic frequency measurement on a beam of cold  $\text{CF}_3\text{H}$  molecules. [Kozlov and Levshakov \(2011\)](#) stressed that the tunneling transition of  $\text{H}_3\text{O}^+$  occurs in the far-infrared and that such transitions are observed within the interstellar medium in the Milky Way as well as nearby galaxies. Hence, they computed its sensitivity to a variation of  $\mu$  and argued it can be used as an independent target to test hypothetical changes in  $\mu$  in different ambient conditions of high (terrestrial) and low (interstellar medium) matter densities. They also considered  $\text{H}_2\text{O}_2$  ([Kozlov 2011](#)) to have exhibited a transition at 14.8 GHz with a sensitivity of 37 that can be observed astrophysically ([Bergman et al. 2011](#)). [Kozlov \(2013\)](#) also mentions that the rovibrational spectrum of polyatomic molecules with  $\Pi$ -electronic ground state can be strongly modified by the Renner-Teller effect, leading increased sensitivities.
- Precision measurement of the scattering lengths in Bose-Einstein condensate and Feshbach molecular experiments were also discussed ([Chin and Flambaum 2006](#)) and argued to reach a  $10^{-15} - 10^{-16}$  level on the variation of  $\mu$  ([Gacesa and Côté 2014](#)).

While there is still a gap of 2 to 3 orders of magnitude on the constraint on  $\dot{\mu}/\mu$  between molecular and atomic clocks, the former is expected to become



competitive in a near future. Molecular structure and dynamics offer rich energy scales that are at the heart of new protocols in precision measurement and quantum information science (Kondov et al. 2019) and many candidates with high sensitivity have been singled out. These clocks will allow one to test both a drift and rapid oscillations and will complete the constraints obtained from atomic clocks. This will also complement the use of molecular spectra in astrophysics by providing both theoretical computations of the sensitivity coefficients and high-precision laboratory spectra for comparison.

### 5.1.6 Nuclear clocks as a possible new system

The transition frequency of nuclear energy levels are generally outside the laser accessible range by several order of magnitude. It has however been noticed that the nuclear transitions of an optical clock based on a very narrow ultraviolet nuclear transition between the low lying  $^{229\text{m}}\text{Th}$  isomer (i.e. a long-lived excited nuclear state ( $10^3 - 10^4$  s) to its ground state with predicted energy of  $7.8 \pm 0.05$  eV and  $\Delta E/E \sim 10^{-20}$  (Beck et al. 2007; Beeks et al. 2021) is an exception. The existence of the isomere was confirmed by von der Wense et al. (2016). The transition has been discovered experimentally (Tiedau et al. 2024; Elwell et al. 2024) in  $\text{CaF}_2$  thorium-doped crystals at an energy of 8.4 eV, i.e., at about  $10\sigma$  of the theoretical predictions. State-resolved laser spectroscopy at the  $10^{-12}$  precision level was recently reported by (Zhang et al. 2024) and the first constraints on the ultra-light dark matter models – see § 2.3.4 for description – have been obtained by Fuchs et al. (2024).

On the one hand, it has attracted interest in the design of a clock based on such a nuclear transition (Peik and Tamm 2003; Campbell et al. 2012) who showed that such a clock can reach  $\delta\omega/\omega \sim 10^{-19}$ . On the other hand, using a Walecka model for the nuclear potential, Flambaum (2006) concluded that the sensitivity of the transition to the fine-structure constant and quark mass was typically

$$\frac{\delta\omega}{\omega} \sim 10^5 \left( 4 \frac{\delta\alpha_{\text{EM}}}{\alpha_{\text{EM}}} + \frac{\delta X_{\text{q}}}{X_{\text{q}}} - 10 \frac{\delta X_{\text{s}}}{X_{\text{s}}} \right).$$

This roughly provides a five order of magnitude amplification, which can lead to a constraint at the level of  $10^{-23}/\text{yr}$  on the time variation of  $X_{\text{q}}$ . Such a method is promising and would offer different sensitivities to systematic effects compared to atomic clocks. However, this sensitivity is not clearly established since different nuclear calculations do not agree (Hayes and Friar 2007; Berengut et al. 2009). Despite the fact Hayes and Friar (2007) questioned the result on the basis of the Feynman-Hellmann theorem (that relates the derivative of the total energy with respect to a parameter to the expectation value of the derivative of the Hamiltonian with respect to that same parameter). One expects that

$$\Delta\omega/\omega = K \Delta\alpha_{\text{EM}}/\alpha_{\text{EM}} \quad K = \Delta V_{\text{c}}/\omega.$$

$\Delta V_{\text{c}}$ , the change in the Coulomb energy, is the central physical quantity to understand the high sensitivity since it derives from an almost perfect cancelation

of its change,  $\Delta V_C = E_c^m - E_c^{\text{ground}} \sim -1$  MeV. [Hayes and Friar \(2007\)](#) argued that no sensitivity to  $\alpha_{\text{EM}}$  should arise while [He and Ren \(2008\)](#) confirmed that it shall be  $-9.2 \times 10^4$  pointing out the importance of the correlation between the nuclear and electromagnetic interactions. The small difference between the Coulomb energies of the two states, which both are of the order  $10^9$  eV, is the cause of the large amplification of the sensitivity to a  $\alpha_{\text{EM}}$  variation. [Litvinova et al. \(2009\)](#); [Feldmeier et al. \(2017\)](#) used Hartree-Fock and Hartree-Fock-Bogoliubov calculations to compute the Coulomb and kinetic energies between the two states  $3/2^+$  and  $5/2^+$ . It concluded to the limited precision of the nuclear model calculations. [Flambaum et al. \(2009a\)](#) then estimated the contribution of the polarization of the Coulomb energy to the spacing between the two states as a function of the nuclear deformation again concluding to a sensitivity of order  $10^4$ . [Berengut et al. \(2009\)](#) proposed a method to extract the  $\alpha_{\text{EM}}$  dependence and it was concluded by [Thielking et al. \(2018\)](#), based on [Litvinova et al. \(2009\)](#), that

$$\frac{\Delta E_c}{1 \text{ MeV}} = -485 \left[ \frac{\langle r_{229m}^2 \rangle}{\langle r_{229}^2 \rangle} - 1 \right] + 11.6 \left[ \frac{Q_0^m}{Q_0} - 1 \right] \simeq -0.29 \pm 0.0043,$$

with  $\langle r_{229}^2 \rangle$  the nuclear mean-square charge radius and  $Q_0$  the electric quadrupole moment. This value is dominated by the experimental uncertainty of  $Q_0^m/Q_0$  of about 4%. It follows that the nuclear properties of both states have to be determined precisely to derive the actual sensitivity (see e.g. [Safronova et al. \(2018b\)](#) for  $\langle r_{229}^2 \rangle$ ) and asses its full potential to test constants. We refer to [Thirolf et al. \(2019a,b\)](#); [Peik et al. \(2021\)](#) for a detailed description of these modelizations and for the prospective of nuclear clocks for fundamental physics. We refer to [Caputo et al. \(2024\)](#) for further developments. Note that, assuming a prolate spheroid nucleus, [Beeks et al. \(2024\)](#) estimated the sensitivity of the nuclear transition frequency to variations of  $\alpha_{\text{EM}}$  to be  $K_\alpha = 5\,900 \pm 2\,300$ , i.e., a three orders of magnitude enhancement over atomic clock schemes based on electron shell transitions.

To finish let us mention that [Fadeev et al. \(2022\)](#) studied the sensitivity of Mössbauer transitions on  $X_q$  to conclude that

$$\frac{\delta\omega}{\omega} 1.45 \left( \frac{\delta\alpha_{\text{EM}}}{\alpha_{\text{EM}}} - 1 \right) \frac{\delta m_q}{m_q}$$

pointing to a sensitivity of  $10^4$  for  $^{229\text{m}}\text{Th}$  and  $10^3$  for  $^{235\text{m}}\text{U}$ .

### 5.1.7 Future evolutions

The constraints on the variation of the constants from clock comparisons of is mostly determined by the uncertainties of the clocks, their sensitivities to the variation of the constants, and the time interval over which the comparisons are made. All these factors have been continuously improved in the past years. Hence one has 3 strategies:

1. repeat experiments on a longer time scale.
2. improve existing clocks. The accuracy of atomic clocks has improved by a factor  $10^3$  in the past 15 years to reach a fractional frequency uncertainty of two parts in  $10^{18}$ . The most rapid improvement is expected to come from optical to optical clock comparison – see e.g., [Aeppli et al. \(2024\)](#) who report an optical lattice clock with a total systematic uncertainty of  $8.1 \times 10^{-19}$  – while optical to microwave comparison being limited by the ultimate accuracy of microwave clocks. Comparison of different clocks beyond  $10^{-18}$  will become more challenging due to the sensitivity to the environment, including temperature and gravitational potential; for a review see e.g., [Ludlow et al. 2015](#)).
3. develop new clocks with higher sensitivities. First, a good candidate are *highly charged ions* ([Flambaum and Porsev 2009](#); [Berengut et al. 2010a](#); [Kozlov et al. 2018](#); [Rehbehn et al. 2021](#)) and in particular optical of heavy actinides from uranium to einsteinium ([Allehabi et al. 2024](#); [Dzuba and Flambaum 2024](#)), many systems, offering transitions are between ground and excited metastable states of the ions, are promising candidates for optical clocks. These clocks are less sensitive to external perturbations and their sensitivity to variation of  $\alpha_{\text{EM}}$  is enhanced due to larger relativistic effects. *Molecular transitions*, described in § 5.1.5 have significantly improved and many candidates are being studied. Then we have discussed in § 5.1.6 the developments of *nuclear clocks*.

We refer to the reviews ([Safronova et al. 2018a](#); [Safronova 2019](#)) on these three issues. Indeed this goes together with the developments of quantum sensors ([Tsai et al. 2023](#)) and algorithm ([Zaheer et al. 2023](#)). Besides, there is a strong developments to compare clocks at different spacetime positions, as discussed in § 5.1.4, either thanks to clock network or in space; see e.g., [Derevianko et al. \(2022\)](#); [Barontini et al. \(2022\)](#). This allows one to probe space-time correlations and is the only possibility of detecting transient events linked to macroscopic dark objects. These developments are motivated by the search of light matter candidate and the tests of General Relativity. As explained on Fig. 5 various modes of operation can allow one to constrain different physical sectors.

## 5.2 Macroscopic bodies and chemistry

Let us briefly mention the idea that a variation of constants would induce the size and shape of material objects.

[Stadnik and Flambaum \(2016a\)](#) consider the effect of a time variation of the constants on laser interferometer since it would alter the accumulated phase,  $\varphi = \omega L/c$  of the light beam inside. Indeed both the transition frequency  $\omega$  and the size of the interferometer  $L \propto a_{\text{B}} \propto \hbar^2/m_e 2e^2$  would vary so that  $\delta\varphi \simeq \varphi \delta\alpha_{\text{EM}}/\alpha_{\text{EM}}$  for an atomic transition.

Similarly, [Pařteka et al. \(2019\)](#) remarks that in non-relativistic physics the size of molecules and solids is proportional to the Bohr radius. Since this

dependence cancels out in the ratio of the sizes, the individual dependence of different compounds on  $\alpha_{\text{EM}}$  arises from the difference in the relativistic effects. It led them to investigate the variation of crystal lattice parameters and molecular bond lengths due to variation of the fine structure constant and the proton-to-electron mass ratio for selected solid state and molecular systems.

Uzan et al. (2020) discusses the change in macroscopic objects and the influence on the structure of molecules, including bond lengths and geometry. In the case of the water molecules their dependencies on  $(\alpha_{\text{EM}}, \bar{\mu})$  was determined from heavy numerical simulations (King et al. 2010). This was extrapolated to the structure of organic molecules such as DNA. Following the statement by Calladine and Drew (1992) that “the distant between adjacent sugars or phosphates in the DNA chain must be between 5.5 and 6.5 Angstroms” for the DNA helix structure to exist. They claim one would need  $\delta(\ell_{A+T}/\ell_{G+C})$  shall be smaller than 10%.

Trachenko (2023) investigated the effects of a variation of the constants on condensed matter and liquid physics, focusing on viscosity and diffusion in order to translate the range of bio-friendly viscosity and diffusion on the range of fundamental constants which favor cellular life.

Indeed those systems are not competitive with quantum systems but they may be of interest for discussions circling around the anthropic principle.

### 5.3 The Oklo phenomenon

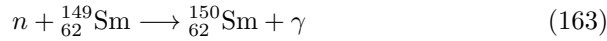
#### 5.3.1 A natural nuclear reactor

Oklo is the name of a town in the Gabon republic (West Africa) where an open-pit uranium mine is situated. About  $1.8 \times 10^9$  yr ago (corresponding to a redshift of  $\sim 0.14$  with the cosmological concordance model), in one of the rich vein of uranium ore, a natural nuclear reactor went critical, consumed a portion of its fuel and then shut a few million years later (see, e.g., Uzan and Leclercq 2008; Davis et al. 2014 for more details). This phenomenon was discovered by the French Commissariat à l’Énergie Atomique (CEA) in 1972 while monitoring for uranium ores (Naudet 2000). The discovery was announced on the 25<sup>th</sup> September 1972 by André Giraud, head of CEA. Sixteen natural uranium reactors have been identified. Among the 15-17 reaction zones, well studied reactors include the zone RZ2 (about 60 bore-holes, 1800 kg of  $^{235}\text{U}$  fissioned during  $8.5 \times 10^5$  yr) and zone RZ10 (about 13 bore-holes, 650 kg of  $^{235}\text{U}$  fissioned during  $1.6 \times 10^5$  yr). As reviewed by Davis et al. 2014, the age of the phenomena is constrained by the facts that (1) the stabilisation of the Oklo geological basement happened not earlier 2.7 Gyr ago, (2) the geological of the local Francevillian sediments are estimated to  $2.265 \pm 0.15$  Gyr and (3) the Great Oxydation, that happened 2.2 Gyr ago, during which cyanobacteria triggered the increase of atmospheric oxygen by a factor  $\sim 100$  which allowed

for uranium to be converted to a soluble form and hence transported and precipitated.

The existence of such a natural reactor was predicted by Kuroda (1956) who showed that under favorable conditions, a spontaneous chain reaction could take place in rich uranium deposits. Indeed, two billion years ago, uranium was naturally enriched (due to the difference of decay rate between  $^{235}\text{U}$  and  $^{238}\text{U}$ ) and  $^{235}\text{U}$  represented about 3.68% of the total uranium (compared with 0.72% today and to the 3–5% enrichment used in most commercial reactors). Besides, in Oklo the conditions were favorable: (1) the concentration of neutron absorbers, which prevent the neutrons from being available for the chain fission, was low; (2) water played the role of moderator (the zones RZ2 and RZ10 operated at a depth of several thousand meters, so that the water pressure and temperature was close to the pressurized water reactors of 20 Mpa and  $300^\circ$  and slowed down fast neutrons so that they can interact with other  $^{235}\text{U}$  and (3) the reactor was large enough so that the neutrons did not escape faster than they were produced. Typically, the reaction zones are lens shaped layers about 10 m long, 10 m wide and up to 0.8 m thick. It is estimated that the Oklo reactor powered 10 to 50 kW. This explanation is backed up by the substantial depletion of  $^{235}\text{U}$  as well as a correlated peculiar distribution of some rare-earth isotopes. These rare-earth isotopes are abundantly produced during the fission of uranium and, in particular, the strong neutron absorbers like  $^{149}_{62}\text{Sm}$ ,  $^{151}_{63}\text{Eu}$ ,  $^{155}_{64}\text{Gd}$  and  $^{157}_{64}\text{Gd}$  are found in very small quantities in the reactor.

From the isotopic abundances of the yields, one can extract information about the nuclear reactions at the time the reactor was operational and reconstruct the reaction rates at that time. One of the key quantity measured is the ratio  $^{149}_{62}\text{Sm}/^{147}_{62}\text{Sm}$  of two light isotopes of samarium, which are not fission products. This ratio of order of 0.9 in normal samarium, is about 0.02 in Oklo ores. This low value is interpreted (Shlyakhter 1976) by the depletion of  $^{149}_{62}\text{Sm}$  by thermal neutrons produced by the fission process and to which it was exposed while the reactor was active. The capture cross section of thermal neutron by  $^{149}_{62}\text{Sm}$



is dominated by a capture resonance of a neutron of energy of about 0.1 eV ( $E_r = 97.3$  meV today). The existence of this resonance is a consequence of an almost cancellation between the electromagnetic repulsive force and the strong interaction.

Shlyakhter (1976) pointed out that this phenomenon can be used to set a constraint on the time variation of fundamental constants. His argument can be summarized as follows.

- First, the cross section  $\sigma_{(n,\gamma)}$  strongly depends on the energy of a resonance at  $E_r = 97.3$  meV.
- Geochemical data allow to determine the isotopic composition of various element, such as uranium, neodymium, gadolinium and samarium. Gadolinium and neodymium allow to determine the fluence (integrated flux over time)

of the neutron while both gadolinium and samarium are strong neutron absorbers.

- From these data, one deduces the value of the averaged value of the cross section on the neutron flux,  $\hat{\sigma}_{149}$ . This value depends on hypothesis on the geometry of the reactor zone.
- The range of allowed value of  $\hat{\sigma}_{149}$  was translated into a constraint on  $E_r$ . This step involves an assumption on the form and temperature of the neutron spectrum.
- $E_r$  was related to some fundamental constant, which involve a model of the nucleus.

In conclusion, we have different steps, which all involve assumptions:

- Isotopic compositions and geophysical parameters are measured in a given set of bore-hole in each zone. A choice has to be made on the sample to use, in order, e.g., to ensure that they are not contaminated.
- With hypothesis on the geometry of the reactor, on the spectrum and temperature of the neutron flux, one can deduce the effective value of the cross sections of neutron absorbers (such as samarium and gadolinium). This requires one to solve a network of nuclear reactions describing the fission.
- One can then infer the value of the resonance energy  $E_r$ , which again depends on the assumptions on the neutron spectrum.
- $E_r$  needs to be related to fundamental constant, which involves a model of the nucleus and high energy physics hypothesis.

We shall now detail the assumptions used in the various analyses that have been performed since the pioneering work of [Shlyakhter \(1976\)](#).

### 5.3.2 Constraining the shift of the resonance energy

#### *Cross sections.*

The cross section of the neutron capture [\(163\)](#) strongly depends on the energy of a resonance at  $E_r = 97.3$  meV and is well described by the Breit–Wigner formula

$$\sigma_{(n,\gamma)}(E) = \frac{g_0 \pi}{2} \frac{\hbar^2}{m_n E} \frac{\Gamma_n \Gamma_\gamma}{(E - E_r)^2 + \Gamma^2/4} \quad (164)$$

where  $g_0 \equiv (2J+1)(2s+1)^{-1}(2I+1)^{-1}$  is a statistical factor, which depends on the spin of the incident neutron  $s = 1/2$ , of the target nucleus  $I$ , and of the compound nucleus  $J$ . For the reaction [\(163\)](#), we have  $g_0 = 9/16$ . The total width  $\Gamma \equiv \Gamma_n + \Gamma_\gamma$  is the sum of the neutron partial width  $\Gamma_n = 0.533$  meV (at  $E_r = 97.3$  meV and it scales as  $\sqrt{E}$  in the center of mass) and of the radiative partial width  $\Gamma_\gamma = 60.5$  meV.  $^{155}_{64}\text{Gd}$  has a resonance at  $E_r = 26.8$  meV with  $\Gamma_n = 0.104$  meV,  $\Gamma_\gamma = 108$  meV and  $g = 5/8$  while  $^{157}_{64}\text{Gd}$  has a resonance at  $E_r = 31.4$  meV with  $\Gamma_n = 0.470$  meV,  $\Gamma_\gamma = 106$  meV and  $g = 5/8$ .

As explained in the previous Sect. 5.3.1, this cross-section cannot be measured from the Oklo data, which allow only to measure its value averaged on the neutron flux  $n(v, T)$ ,  $T$  being the temperature of the moderator. It is conventionally defined as

$$\hat{\sigma} = \frac{1}{nv_0} \int \sigma_{(n,\gamma)} n(v, T) v dv, \quad (165)$$

where the velocity  $v_0 = 2200 \text{ m} \cdot \text{s}^{-1}$  corresponds to an energy  $E_0 = 25.3 \text{ meV}$  and  $v = \sqrt{2E/m_n}$ , instead of

$$\bar{\sigma} = \frac{\int \sigma_{(n,\gamma)} n(v, T) v dv}{\int n(v, T) v dv}.$$

When the cross section behaves as  $\sigma = \sigma_0 v_0/v$ , which is the case for nuclei known as “ $1/v$ -absorbers”,  $\hat{\sigma} = \sigma_0$  and does not depend on the temperature, whatever the distribution  $n(v)$ . In a similar way, the effective neutron flux defined

$$\hat{\phi} = v_0 \int n(v, T) dv, \quad (166)$$

which differs from the true flux

$$\phi = \int n(v, T) v dv.$$

However, since  $\bar{\sigma}\phi = \hat{\sigma}\hat{\phi}$ , the reaction rates are not affected by these definitions.

#### *Extracting the effective cross section from the data.*

To “measure” the value of  $\hat{\sigma}$  from the Oklo data, we need to solve the nuclear reaction network that controls the isotopic composition during the fission.

The samples of the Oklo reactors were exposed (Naudet 2000) to an integrated effective fluence  $\int \hat{\phi} dt$  of about  $10^{21} \text{ neutron} \cdot \text{cm}^{-2} = 1 \text{ kb}^{-1}$ . Assuming a steady state mode of operation (as in most of the works) during  $3 \times 10^5 \text{ yr}$ , this leads to a neutron flux density of  $10^8 \text{ neutron} \cdot \text{cm}^{-2} \text{ s}^{-1}$  (typically 5 orders of magnitudes smaller than in present day reactors) but one needs to keep in mind that the instantaneous flux can be much higher in the the reactor operated by pulses. It implies that any process with a cross section smaller than  $1 \text{ kb}$  can safely be neglected in the computation of the abundances. This includes neutron capture by  $^{144}_{62}\text{Sm}$  and  $^{148}_{62}\text{Sm}$ , as well as by  $^{155}_{64}\text{Gd}$  and  $^{157}_{64}\text{Gd}$ . On the other hand, the fission of  $^{235}_{92}\text{U}$ , the capture of neutron by  $^{143}_{60}\text{Nd}$  and by  $^{149}_{62}\text{Sm}$  with respective cross sections  $\sigma_5 \simeq 0.6 \text{ kb}$ ,  $\sigma_{143} \sim 0.3 \text{ kb}$  and  $\sigma_{149} \geq 70 \text{ kb}$  are the dominant processes. It follows that the equations of evolution for the number densities  $N_{147}$ ,  $N_{148}$ ,  $N_{149}$  and  $N_{235}$  of  $^{147}_{62}\text{Sm}$ ,  $^{148}_{62}\text{Sm}$ ,  $^{149}_{62}\text{Sm}$  and  $^{235}_{92}\text{U}$

takes the form

$$\frac{dN_{147}}{\hat{\phi}dt} = -\hat{\sigma}_{147}N_{147} + \hat{\sigma}_{f235}y_{147}N_{235} \quad (167)$$

$$\frac{dN_{148}}{\hat{\phi}dt} = \hat{\sigma}_{147}N_{147} \quad (168)$$

$$\frac{dN_{149}}{\hat{\phi}dt} = -\hat{\sigma}_{149}N_{149} + \hat{\sigma}_{f235}y_{149}N_{235} \quad (169)$$

$$\frac{dN_{235}}{\hat{\phi}dt} = -\sigma_5 N_{235}, \quad (170)$$

where  $y_i$  denotes the yield of the corresponding element in the fission of  $^{235}_{92}\text{U}$  and  $\hat{\sigma}_5$  is the fission cross section. This system can be integrated under the assumption that the cross sections and the neutron flux are constant and the result compared with the natural abundances of the samarium to extract the value of  $\hat{\sigma}_{149}$  at the time of the reaction. Here, the system has been closed by introducing a modified absorption cross section (Damour and Dyson 1996)  $\sigma_5^*$  to take into account both the fission, capture but also the formation from the  $\alpha$ -decay of  $^{239}_{94}\text{Pu}$ . One can instead extend the system by considering  $^{239}_{94}\text{Pu}$ , and  $^{235}_{92}\text{U}$  (see Gould et al. 2006). While most studies focus on the samarium, Fujii et al. (2000) also includes the gadolinium even though it is not clear whether it can reliably be measured (Damour and Dyson 1996). They give similar results.

By comparing the solution of this system with the measured isotopic composition, one can deduce the effective cross section. At this step, the different analyses (Shlyakhter 1976; Petrov 1978; Damour and Dyson 1996; Fujii et al. 2000; Lamoreaux and Togerson 2004; Petrov et al. 2006; Gould et al. 2006) differ from the choice of the data. The measured values of  $\hat{\sigma}_{149}$  can be found in these articles. They are given for a given zone (RZ2, RZ10 mainly) with a number that correspond to the number of the bore-hole and the depth (e.g., in Table 2 of Damour and Dyson (1996), SC39-1383 means that we are dealing with the bore-hole number 39 at a depth of 13.83 m). Recently, another approach (Petrov et al. 2006; Gould et al. 2006) was proposed in order to take into account of the geometry and details of the reactor. It relies on a full-scale Monte-Carlo simulation (Briesmeister 2000) dealing with realistic geometries (but also operating temperature, amounts of uraninite, gangue and water) and a computer model of the reactor zone RZ2 (Petrov et al. 2006) and both RZ2 and RZ10 (Gould et al. 2006). It allows one to take into account the spatial distribution of the neutron flux.

#### *Determination of $E_r$ .*

To convert the constraint on the effective cross section, one needs to specify the neutron spectrum. In the earlier studies (Shlyakhter 1976; Petrov 1978), a Maxwell distribution,

$$n_{\text{th}}(v, T) = \left( \frac{m_n}{2\pi T} \right)^{3/2} e^{-\frac{m_n v^2}{2k_B T}},$$



**Table 14** Summary of the analysis of the Oklo data. The principal assumptions to infer the value of the resonance energy  $E_r$  are the form of the neutron spectrum and its temperature. Concerning the neutron spectrum, “Max” stands for Maxwellian and “Max+ept” for Maxwellian+epithermal.

Ore	neutron spectrum	Temperature (°C)	$\hat{\sigma}_{149}$ (kb)	$\Delta E_r$ (meV)	Ref.
?	Max	20	$55 \pm 8$	$0 \pm 20$	Shlyakhter (1976)
RZ2 (15)	Max	180–700	$75 \pm 18$	$-1.5 \pm 10.5$	Damour and Dyson (1996)
RZ10	Max	200–400	$91 \pm 6$	$4 \pm 16$	Fujii et al. (2000)
RZ10				$-97 \pm 8$	Fujii et al. (2000)
–	Max+ept	327	$91 \pm 6$	$-45^{+7}_{-15}$	Lamoreaux and Togerson (2004)
RZ2	Max+ept		$73.2 \pm 9.4$	$-5.5 \pm 67.5$	Petrov et al. (2006)
RZ2	Max+ept	200–300	$71.5 \pm 10.0$	–	Gould et al. (2006)
RZ10	Max+ept	200–300	$85.0 \pm 6.8$	–	Gould et al. (2006)
RZ2+RZ10				$7.2 \pm 18.8$	Gould et al. (2006)
RZ2+RZ10				$90.75 \pm 11.15$	Gould et al. (2006)
RZ10			$85.0 \pm 6.8$	$[-11.6, 26.0]$	Davis et al. (2014)
RZ10				$[-101.9, -79.6]$	Davis et al. (2014)

was assumed for the neutron with a temperature of 20°C, which is probably too small. Then  $v_0$  is the mean velocity at a temperature  $T_0 = m_n v_0^2 / 2k_B = 20.4^\circ\text{C}$ . Damour and Dyson (1996); Fujii et al. (2000) also assume a Maxwell distribution but let the moderator temperature vary so that they deduce an effective cross section  $\hat{\sigma}(R_r, T)$ . They respectively restricted the temperature range to  $180^\circ\text{C} < T < 700^\circ\text{C}$  and  $200^\circ\text{C} < T < 400^\circ\text{C}$ , based on geochemical analysis. The issue of the temperature is crucial and strongly debated. Based on lutetium thermometry Holliger and Devillers (1981) estimates that  $T = 260^\circ\text{C}$  for RZ2 and  $T = 280^\circ\text{C}$  for RZ3 while Onegin (2012) concluded that  $T = 182 \pm 80^\circ\text{C}$  for RZ3. The temperature of RZ10 is estimated to  $380^\circ\text{C}$  (Hidaka and Holliger 1998) while the reanalysis by Davis et al. (2014) gives  $T = (100 + 30)^\circ\text{C}$ . The advantage of the Maxwell distribution assumption is that it avoids to rely on a particular model of the Oklo reactor since the spectrum is determined solely by the temperature.

It was then noted (Lamoreaux and Togerson 2004; Petrov et al. 2006) that above an energy of several eV, the neutron spectrum shifted to a  $1/E$  tail because of the absorption of neutrons in uranium resonances. Thus, the distribution was adjusted to include an epithermal distribution

$$n(v) = (1 - f)n_{\text{th}}(v, T) + fn_{\text{epi}}(v),$$

with  $n_{\text{epi}} = v_c^2/v^2$  for  $v > v_c$  and vanishing otherwise.  $v_c$  is a cut-off velocity that also needs to be specified. The effective cross section can then be parameterized (Gould et al. 2006) as

$$\hat{\sigma} = g(T)\sigma_0 + r_0I, \quad (171)$$

where  $g(T)$  is a measure of the departure of  $\sigma$  from the  $1/v$  behavior,  $I$  is related to the resonance integral of the cross section and  $r_0$  is the Oklo reactor spectral index. It characterizes the contribution of the epithermal neutrons

to the cross section. Among the unknown parameters, the most uncertain is probably the amount of water present at the time of the reaction. [Gould et al. \(2006\)](#) chooses to adjust it so that  $r_0$  matches the experimental values.

These hypothesis on the neutron spectrum and on the temperature, as well as the constraint on the shift of the resonance energy, are summarized in Table 14. Many analyses ([Fujii et al. 2000](#); [Petrov et al. 2006](#); [Gould et al. 2006](#)) find two branches for  $\Delta E_r = E_r - E_{r0}$ , with one (the left branch) indicating a variation of  $E_r$ . Note that these two branches disappear when the temperature is higher since  $\hat{\sigma}(E_r, T)$  is more peaked when  $T$  decreases but remain in any analysis at low temperature. This shows the importance of a good determination of the temperature. Note that the analysis of [Petrov et al. \(2006\)](#) indicates that the curves  $\hat{\sigma}(T, E_r)$  lie appreciably lower than for a Maxwell distribution and that ([Fujii et al. 2000](#)) argues that the left branch is hardly compatible with the gadolinium data.

### 5.3.3 From the resonance energy to fundamental constants

The energy of the resonance depends a priori on many constants since the existence of such resonance is mainly the consequence of an almost cancellation between the electromagnetic repulsive force and the strong interaction. But, since no full analytical understanding of the energy levels of heavy nuclei is available, the role of each constant is difficult to disentangle.

In his first analysis, [Shlyakhter \(1976\)](#) stated that for the neutron, the nucleus appears as a potential well with a depth  $V_0 \simeq 50$  MeV. He attributed the change of the resonance energy to a modification of the strong interaction coupling constant and concluded that  $\Delta g_S/g_S \sim \Delta E_r/V_0$ . Then, arguing that the Coulomb force increases the average inter-nuclear distance by about 2.5% for  $A \sim 150$ , he concluded that  $\Delta \alpha_{\text{EM}}/\alpha_{\text{EM}} \sim 20 \Delta g_S/g_S$ , leading to  $|\dot{\alpha}_{\text{EM}}/\alpha_{\text{EM}}| < 10^{-17} \text{ yr}^{-1}$ , which can be translated to  $|\Delta \alpha_{\text{EM}}/\alpha_{\text{EM}}| < 1.8 \times 10^{-8}$ .

The following analysis focused on the fine-structure constant and ignored the strong interaction. [Damour and Dyson \(1996\)](#) related the variation of  $E_r$  to the fine-structure constant by taking into account that the radiative capture of the neutron by  $^{149}_{62}\text{Sm}$  corresponds to the existence of an excited quantum state of  $^{150}_{62}\text{Sm}$  (so that  $E_r = E_{150}^* - E_{149} - m_n$ ) and by assuming that the nuclear energy is independent of  $\alpha_{\text{EM}}$ . It follows that the variation of  $\alpha_{\text{EM}}$  can be related to the difference of the Coulomb binding energy of these two states. The computation of this latter quantity is difficult and must be related to the mean-square radii of the protons in the isotopes of samarium. In particular this analysis ([Damour and Dyson 1996](#)) showed that the Bethe–Weizsäcker formula overestimates by about a factor the 2 the  $\alpha_{\text{EM}}$ -sensitivity to the resonance energy. It follows from this analysis that

$$\alpha_{\text{EM}} \frac{\Delta E_r}{\Delta \alpha_{\text{EM}}} \simeq -1.1 \text{ MeV}. \quad (172)$$

The analysis by [Jänecke \(1972\)](#) showed that for the isotopes considered in their analysis, the sensitivity of the ground state energy is accurate at less than 3%.

The sensitivity (172) implies that the constraint on  $\Delta E_r$  translates to

$$-0.9 \times 10^{-7} < \Delta\alpha_{\text{EM}}/\alpha_{\text{EM}} < 1.2 \times 10^{-7} \quad (173)$$

at  $2\sigma$  level, corresponding to the range  $-6.7 \times 10^{-17} \text{ yr}^{-1} < \dot{\alpha}_{\text{EM}}/\alpha_{\text{EM}} < 5.0 \times 10^{-17} \text{ yr}^{-1}$  if  $\alpha_{\text{EM}}$  is assumed constant. This tight constraint arises from the large amplification between the resonance energy ( $\sim 0.1 \text{ eV}$ ) and the sensitivity ( $\sim 1 \text{ MeV}$ ). The re-analysis of these data and also including the data of [Fujii et al. \(2000\)](#) with gadolinium, found the favored result  $\dot{\alpha}_{\text{EM}}/\alpha_{\text{EM}} = (-0.2 \pm 0.8) \times 10^{-17} \text{ yr}^{-1}$ , which corresponds to

$$\Delta\alpha_{\text{EM}}/\alpha_{\text{EM}} = (-0.36 \pm 1.44) \times 10^{-8} \quad (174)$$

and the other branch (indicating a variation; see Table 14) leads to  $\dot{\alpha}_{\text{EM}}/\alpha_{\text{EM}} = (4.9 \pm 0.4) \times 10^{-17} \text{ yr}^{-1}$ . This non-zero result cannot be eliminated.

The more recent analysis, based on a modification of the neutron spectrum lead respectively to ([Petrov et al. 2006](#))

$$\Delta\alpha_{\text{EM}}/\alpha_{\text{EM}} = (3.85 \pm 5.65) \times 10^{-8} \quad (175)$$

and ([Gould et al. 2006](#))

$$\Delta\alpha_{\text{EM}}/\alpha_{\text{EM}} = (-0.65 \pm 1.75) \times 10^{-8}, \quad (176)$$

at a 95% confidence level, both using the formalism of [Damour and Dyson \(1996\)](#).

[Olive et al. \(2002\)](#), inspired by grand unification model, reconsider the analysis of [Damour and Dyson \(1996\)](#) by letting all gauge and Yukawa couplings vary. Working within the Fermi gas model, the over-riding scale dependence of the terms, which determine the binding energy of the heavy nuclei was derived. Parameterizing the mass of the hadrons as  $m_i \propto \Lambda_{\text{QCD}}(1 + \kappa_i m_q/\Lambda_{\text{QCD}} + \dots)$ , they estimate that the nuclear Hamiltonian was proportional to  $m_q/\Lambda_{\text{QCD}}$  at lowest order, which allows to estimate that the energy of the resonance is related to the quark mass by

$$\frac{\Delta E_r}{E_r} \sim (2.5 - 10) \times 10^{17} \Delta \ln \left( \frac{m_q}{\Lambda_{\text{QCD}}} \right). \quad (177)$$

Using the constraint (172), they first deduced that

$$\left| \Delta \ln \left( \frac{m_q}{\Lambda_{\text{QCD}}} \right) \right| < (1 - 4) \times 10^{-8}.$$

Then, assuming that  $\alpha_{\text{EM}} \propto m_q^{50}$  on the basis of grand unification (see Sect. 8.4 for details), they concluded that

$$|\Delta\alpha_{\text{EM}}/\alpha_{\text{EM}}| < (2 - 8) \times 10^{-10}. \quad (178)$$

Similarly, [Flambaum and Shuryak \(2002\)](#); [Sisterna and Vucetich \(1990\)](#); [Flambaum and Wiringa \(2009\)](#) related the variation of the resonance energy to the quark mass. Their first estimate ([Flambaum and Shuryak 2002](#)) assumes that it is related to the pion mass,  $m_\pi$ , and that the main variation arises from the variation of the radius  $R \sim 5\text{fm} + 1/m_\pi$  of the nuclear potential well of depth  $V_0$ , so that

$$\delta E_r \sim -2V_0 \frac{\delta R}{R} \sim 3 \times 10^8 \frac{\delta m_\pi}{m_\pi},$$

assuming that  $R \simeq 1.2A^{1/3}r_0$ ,  $r_0$  being the inter-nucleon distance. [Davis et al. \(2014\)](#); [Davis \(2015\)](#) proposed the natural parametrisation

$$\Delta E_r = a \Delta \frac{X_q}{X_q} + b \frac{Z^2}{A^{4/3}} \frac{\Delta \alpha_{\text{EM}}}{\alpha_{\text{EM}}} \quad (179)$$

with  $|b| \sim 0.5$  MeV within the factor 2 (see however [Davis and Hamdan \(2015\)](#)) and the more uncertain parameter  $a$  ranging from 10 MeV ([Flambaum and Wiringa 2009](#)) to  $-40$  MeV ([Davis 2015](#)). This latter result would lead to the constraint on the variation of the quark mass

$$|\Delta m_q/m_q| < 10^{-9}. \quad (180)$$

Then, in [Sisterna and Vucetich \(1990\)](#), the nuclear potential was described by a Walecka model, which keeps only the  $\sigma$  (scalar) and  $\omega$  (vector) exchanges in the effective nuclear force. Their masses was related to the mass  $m_s$  of the strange quark to get  $m_\sigma \propto m_s^{0.54}$  and  $m_\omega \propto m_s^{0.15}$ . It follows that the variation of the potential well can be related to the variation of  $m_\sigma$  and  $m_\omega$  and thus on  $m_q$  by  $V \propto m_q^{-3.5}$ . The constraint (172) then implies that

$$\left| \Delta \ln \left( \frac{m_s}{\Lambda_{\text{QCD}}} \right) \right| < 1.2 \times 10^{-10}.$$

By extrapolating from light nuclei where the  $N$ -body calculations can be performed more accurately, it was concluded ([Flambaum and Shuryak 2003](#)) that the resonance energy scales as  $\Delta E_r \simeq 10(\Delta \ln X_q - 0.1 \Delta \ln \alpha_{\text{EM}})$ , so that the constraints from ([Petrov et al. 2006](#)) would imply that  $\Delta \ln(X_q/\alpha_{\text{EM}}^{0.1}) < 7 \times 10^{-9}$ .

#### 5.3.4 Conclusion

The various constraints obtained from the analysis of the Oklo phenomena are summarized in Table 15 showing that typically, one shall keep in mind the constraints

$$|\Delta \alpha_{\text{EM}}/\alpha_{\text{EM}}| \lesssim 10^{-8}.$$

These last results illustrate that a detailed theoretical analysis and quantitative estimates of the nuclear physics (and QCD) aspects of the resonance shift still remain to be carried out. In particular, the interface between the perturbative QCD description and the description in term of hadron is not fully

**Table 15** Summary of the main constraints on the variation of  $\alpha_{\text{EM}}$ , assuming all other constants remains fixed, from the Oklo phenomena.

Ore	neutron spectrum	$\Delta\alpha_{\text{EM}}/\alpha_{\text{EM}}(10^{-8})$	Ref.
?	Maxwell	$(0 \pm 1.8)$	Shlyakhter (1976)
RZ2 (15)	Maxwell	$(1.5 \pm 10.5)$	Damour and Dyson (1996)
RZ10,13	Maxwell	$(-0.36 \pm 1.44)$	Fujii et al. (2000)
RZ2	Maxwell + epithermal	$(3.85 \pm 5.65)$	Petrov et al. (2006)
RZ2,10	Maxwell + epithermal	$(-0.65 \pm 1.75)$	Gould et al. (2006)
RZ3,5	Numerical	$(-0.15 \pm 0.85)$	Onegin (2012)

understand: we do not know the exact dependence of hadronic masses and coupling constant on  $\Lambda_{\text{QCD}}$  and quark masses. The second problem concerns modeling nuclear forces in terms of the hadronic parameters.

At present, the Oklo data, while being stringent and consistent with no variation, have to be considered carefully. While a better understanding of nuclear physics is necessary to understand the full constant-dependence, the data themselves require more insight, particularly to understand the existence of the left-branch.

#### 5.4 Meteorite dating

Long-lived  $\alpha$ - or  $\beta$ -decay isotopes may be sensitive probes of the variation of fundamental constants on geological times ranging typically to the age of the Solar system,  $t \sim (4-5)$  Gyr, corresponding to a mean redshift of  $z \sim 0.43$ . Interestingly, it can be compared with the shallow universe quasar constraints. This method was initially pointed out by Wilkinson (1958) and then revived by Dyson (1972). The main idea is to extract the  $\alpha_{\text{EM}}$ -dependence of the decay rate and to use geological samples to bound its time variation.

The sensitivity of the decay rate of a nucleus to a change of the fine-structure constant is defined, in a similar way as for atomic clocks [Eq. (136)], as

$$s_\alpha \equiv \frac{\partial \ln \lambda}{\partial \ln \alpha_{\text{EM}}}. \quad (181)$$

$\lambda$  is a function of the decay energy  $Q$ . When  $Q$  is small, mainly due to an accidental cancellation between different contributions to the nuclear binding energy, the sensitivity  $s_\alpha$  maybe strongly enhanced. A small variation of the fundamental constants can either stabilize or destabilize certain isotopes so that one can extract bounds on the time variation of their lifetime by comparing laboratory data to geophysical and Solar system probes.

Assume some meteorites containing an isotope  $X$  that decays into  $Y$  are formed at a time  $t_*$ . It follows that

$$N_X(t) = N_{X*} e^{-\lambda(t-t_*)}, \quad N_Y(t) = N_{X*} [1 - e^{-\lambda(t-t_*)}] + N_{Y*} \quad (182)$$

if one assumes the decay rate constant. If it is varying then these relations have to be replaced by

$$N_X(t) = N_{X*} e^{\int_{t_*}^t \lambda(t') dt'}$$

so that the value of  $N_X$  today can be interpreted with Eq. (182) but with an effective decay rate of

$$\bar{\lambda} = \frac{1}{t_0 - t_*} \int_{t_*}^{t_0} \lambda(t') dt'. \quad (183)$$

From a sample of meteorites, we can measure  $\{N_X(t_0), N_Y(t_0)\}$  for each meteorite. These two quantities are related by

$$N_Y(t_0) = \left[ e^{\bar{\lambda}(t_0 - t_*)} - 1 \right] N_X(t_0) + N_{Y*},$$

so that the data should lie on a line (since  $N_{X*}$  is a priori different for each meteorite), called an “isochron”, the slope of which determines  $\bar{\lambda}(t_0 - t_*)$ . It follows that meteorites data only provides an *average* measure of the decay rate, which complicates the interpretation of the constraints (see [Fujii and Iwamoto 2005, 2003](#) for explicit examples). To derive a bound on the variation of the constant we also need a good estimation of  $t_0 - t_*$ , which can be obtained from the same analysis for an isotope with a small sensitivity  $s_\alpha$ , as well as an accurate laboratory measurement of the decay rate.

#### 5.4.1 Long lived $\alpha$ -decays

The  $\alpha$ -decay rate,  $\lambda$ , of a nucleus  ${}^A_Z\text{X}$  of charge  $Z$  and atomic number  $A$ ,

$${}^{A+4}_{Z+2}\text{X} \longrightarrow {}^A_Z\text{X} + {}^4_2\text{He}, \quad (184)$$

is governed by the penetration of the Coulomb barrier that can be described by the Gamow theory. It is well approximated by

$$\lambda \simeq \Lambda(\alpha_{\text{EM}}, v) \exp \left( -4\pi Z \alpha_{\text{EM}} \frac{c}{v} \right), \quad (185)$$

where  $v/c = \sqrt{Q/2m_p c^2}$  is the escape velocity of the  $\alpha$  particle.  $\Lambda$  is a function that depends slowly on  $\alpha_{\text{EM}}$  and  $Q$ . It follows that the sensitivity to the fine-structure constant is

$$s_\alpha \simeq -4\pi Z \frac{\alpha_{\text{EM}}}{\sqrt{Q/2m_p}} \left( 1 - \frac{1}{2} \frac{d \ln Q}{d \ln \alpha_{\text{EM}}} \right). \quad (186)$$

The decay energy is related to the nuclear binding energies  $B(A, Z)$  of the different nuclei by

$$Q = B(A, Z) + B_\alpha - B(A + 4, Z + 2)$$

with  $B_\alpha = B(4, 2)$ . Physically, an increase of  $\alpha_{\text{EM}}$  induces an increase in the height of the Coulomb barrier at the nuclear surface while the depth of

the nuclear potential well below the top remains the same. It follows that  $\alpha$ -particle escapes with a greater energy but at the same energy below the top of the barrier. Since the barrier becomes thinner at a given energy below its top, the penetrability increases. This computation indeed neglects the effect of a variation of  $\alpha_{\text{EM}}$  on the nucleus that can be estimated to be dilated by about 1% if  $\alpha_{\text{EM}}$  increases by 1%.

As a first insight, when focusing on the fine-structure constant, one can estimate  $s_\alpha$  by varying only the Coulomb term of the binding energy. Its order of magnitude can be estimated from the Bethe–Weizäcker formula (35).

**Table 16** Summary of the main nuclei and their physical properties that have been used in  $\alpha$ -decay studies.

Element	$Z$	$A$	Lifetime (yr)	$Q$ (MeV)	$s_\alpha$
Sm	62	147	$1.06 \times 10^{11}$	2.310	774
Gd	64	152	$1.08 \times 10^{14}$	2.204	890
Dy	66	154	$3 \times 10^6$	2.947	575
Pt	78	190	$6.5 \times 10^{11}$	3.249	659
Th	90	232	$1.41 \times 10^{10}$	4.082	571
U	92	235	$7.04 \times 10^8$	4.678	466
U	92	238	$4.47 \times 10^9$	4.270	548

Table 16 summarizes the most sensitive isotopes, with the sensitivities derived from a semi-empirical analysis for a spherical nucleus (Olive et al. 2002). They are in good agreement with the ones derived from Eq. (35) (e.g., for  $^{238}\text{U}$ , one would obtain  $s_\alpha = 540$  instead of  $s_\alpha = 548$ ).

The sensitivities of all the nuclei of Table 16 are similar, so that the best constraint on the time variation of the fine-structure constant will be given by the nuclei with the smaller  $\Delta\lambda/\lambda$ .

Wilkinson (1958) considered the most favorable case, that is the decay of  $^{238}_{92}\text{U}$  for which  $s_\alpha = 548$  (see Table 16). By comparing the geological dating of the Earth by different methods, he concluded that the decay constant  $\lambda$  of  $^{238}\text{U}$ ,  $^{235}\text{U}$  and  $^{232}\text{Th}$  have not changed by more than a factor 3 or 4 during the last  $3-4 \times 10^9$  years from which it follows

$$|\Delta\alpha_{\text{EM}}/\alpha_{\text{EM}}| < 8 \times 10^{-3}. \quad (187)$$

This constraint was revised by Dyson (1972) who claimed that the decay rate has not changed by more than 20%, during the past  $2 \times 10^9$  years, which implies

$$|\Delta\alpha_{\text{EM}}/\alpha_{\text{EM}}| < 4 \times 10^{-4}. \quad (188)$$

Uranium has a short lifetime so that it cannot be used to set constraints on longer time scales. It is also used to calibrate the age of the meteorites. Therefore, it was suggested (Olive et al. 2002) to consider  $^{147}\text{Sm}$ . Assuming that  $\Delta\lambda_{147}/\lambda_{147}$  is smaller than the fractional uncertainty of  $7.5 \times 10^{-3}$  of its half-life

$$|\Delta\alpha_{\text{EM}}/\alpha_{\text{EM}}| \lesssim \times 10^{-5}. \quad (189)$$

As for the Oklo phenomena, the effect of other constants has not been investigated in depth. It is clear that at lowest order both  $Q$  and  $m_p$  scales as  $\Lambda_{\text{QCD}}$  so that one needs to go beyond such a simple description to determine the dependence in the quark masses. Taking into account the contribution of the quark masses, in the same way as for Eq. (177), it was argued that  $\lambda \propto X_q^{300-2000}$ , which leads to  $|\Delta \ln X_q| \lesssim 10^{-5}$ . In a grand unify framework, that could lead to a constraint of the order of  $|\Delta \ln \alpha_{\text{EM}}| \lesssim 2 \times 10^{-7}$ .

#### 5.4.2 Long lived $\beta$ -decays

Dicke (1959) stressed that the comparison of the rubidium-strontium and potassium-argon dating methods to uranium and thorium rates constrains the variation of  $\alpha_{\text{EM}}$ .

As long as long-lived  $\beta$ -decay isotopes are concerned for which the decay energy  $Q$  is small, we can use a non-relativistic approximation for the decay rate

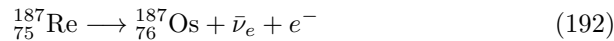
$$\lambda = A_{\pm} Q^{p_{\pm}} \quad (190)$$

respectively for  $\beta^-$ -decay and electron capture.  $A_{\pm}$  are functions that depend smoothly on  $\alpha_{\text{EM}}$  and which can thus be considered constant,  $p_+ = \ell + 3$  and  $p_- = 2\ell + 2$  are the degrees of forbiddenness of the transition. For high- $Z$  nuclei with small decay energy  $Q$ , the exponent  $p$  becomes  $p = 2 + \sqrt{1 - \alpha_{\text{EM}}^2 Z^2}$  and is independent of  $\ell$ . It follows that the sensitivity to a variation of the fine-structure constant is

$$s_{\alpha} = p \frac{d \ln Q}{d \ln \alpha_{\text{EM}}}. \quad (191)$$

The second factor can be estimated exactly as for  $\alpha$ -decay. We note that  $A_{\pm}$  depends on the Fermi constant and on the mass of the electron as  $A_{\pm} \propto G_F^2 m_e^5 Q^p$ . This dependence is the same for any  $\beta$ -decay so that it will disappear in the comparison of two dating methods relying on two different  $\beta$ -decay isotopes, in which case only the dependence on the other constants appear again through the nuclear binding energy. Note, however, that comparing a  $\alpha$ -to a  $\beta$ -decay may lead to interesting constraints.

We refer to Sect. III.A.4 of FVC03 (Uzan 2003a) for earlier constraints derived from rubidium-strontium, potassium-argon and we focus on the rhenium-osmium case,



first considered by Peebles and Dicke (1962). They noted that the very small value of its decay energy  $Q = 2.6$  keV makes it a very sensitive probe of the variation of  $\alpha_{\text{EM}}$ . In that case  $p \simeq 2.8$  so that  $s_{\alpha} \simeq -18000$ ; a change of  $10^{-2}\%$  of  $\alpha_{\text{EM}}$  will induce a change in the decay energy of order of the keV, that is of the order of the decay energy itself. Peebles and Dicke (1962) did not have reliable laboratory determination of the decay rate to put any constraint. Dyson (1967) compared the isotopic analysis of molybdenite ores ( $\lambda_{187} = (1.6 \pm 0.2) \times 10^{-11} \text{ yr}^{-1}$ ), the isotopic analysis of 14 iron meteorites ( $\lambda_{187} = (1.4 \pm 0.3) \times 10^{-11} \text{ yr}^{-1}$ ) and laboratory measurements of the decay



rate ( $\lambda_{187} = (1.1 \pm 0.1) \times 10^{-11} \text{ yr}^{-1}$ ). Assuming that the variation of the decay energy comes entirely from the variation of  $\alpha_{\text{EM}}$ , he concluded that  $|\Delta\alpha_{\text{EM}}/\alpha_{\text{EM}}| < 9 \times 10^{-4}$  during the past  $3 \times 10^9$  years. Note that the discrepancy between meteorite and lab data could have been interpreted as a time-variation of  $\alpha_{\text{EM}}$ , but the laboratory measurement were complicated by many technical issues so that Dyson only considered a conservative upper limit.

The modelization and the computation of  $s_\alpha$  were improved in [Olive et al. \(2002\)](#), following the same lines as for  $\alpha$ -decay.

$$\frac{\Delta\lambda_{187}}{\lambda_{187}} = p \frac{\Delta Q}{Q} \simeq p \left( \frac{20 \text{ MeV}}{Q} \right) \frac{\Delta\alpha_{\text{EM}}}{\alpha_{\text{EM}}} \sim -2.2 \times 10^4 \frac{\Delta\alpha_{\text{EM}}}{\alpha_{\text{EM}}}$$

if one considers only the variation of the Coulomb energy in  $Q$ . A similar analysis ([Dent et al. 2008](#)) leads to  $\Delta \ln \lambda_{187} \simeq 10^4 \Delta \ln [\alpha_{\text{EM}}^{-2.2} X_{\text{q}}^{-1.9} (X_{\text{d}} - X_{\text{u}})^{0.23} X_{\text{e}}^{-0.058}]$ .

The dramatic improvement in the meteoric analysis of the Re/Os ratio ([Smoliar et al. 1996](#)) led to a recent re-analysis of the constraints on the fundamental constants. The slope of the isochron was determined with a precision of 0.5%. However, the Re/Os ratio is inferred from iron meteorites the age of which is not determined directly. Models of formation of the Solar system tend to show that iron meteorites and angrite meteorites form within the same 5 million years. The age of the latter can be estimated from the  $^{207}\text{Pb}$ - $^{208}\text{Pb}$  method, which gives 4.558 Gyr ([Lugmair and Galer 1992](#)) so that  $\lambda_{187} = (1.666 \pm 0.009) \times 10^{-11} \text{ yr}^{-1}$ . Thus, we could adopt ([Olive et al. 2002](#))

$$\left| \frac{\Delta\lambda_{187}}{\lambda_{187}} \right| < 5 \times 10^{-3}.$$

However, the meteoritic ages are determined mainly by  $^{238}\text{U}$  dating so that effectively we have a constraint on the variation of  $\lambda_{187}/\lambda_{238}$ . Fortunately, since the sensitivity of  $^{238}\text{U}$  is much smaller than the one of the rhenium, it is safe to neglect its effect. Using the recent laboratory measurement ([Lindner et al. 1986](#)) ( $\lambda_{187} = (-1.639 \pm 0.025) \times 10^{-11} \text{ yr}^{-1}$ ), the variation of the decay rate is not given by the dispersion of the meteoritic measurement, but by comparing to its value today, so that

$$\left| \frac{\Delta\lambda_{187}}{\lambda_{187}} \right| = -0.016 \pm 0.016. \quad (193)$$

The analysis of [Olive et al. \(2004\)](#), following the assumption of [Olive et al. \(2002\)](#), deduced that

$$\Delta\alpha_{\text{EM}}/\alpha_{\text{EM}} = (-8 \pm 16) \times 10^{-7}, \quad (194)$$

at a 95% confidence level, on a typical time scale of 5 Gyr (or equivalently a redshift of order  $z \sim 0.2$ ).

As pointed out in [Fujii and Iwamoto \(2005, 2003\)](#), these constraints really represents a bound on the average decay rate  $\bar{\lambda}$  since the formation of the

meteorites. This implies in particular that the redshift at which one should consider this constraint depends on the specific functional dependence  $\lambda(t)$ . It was shown that well-designed time dependence for  $\lambda$  can obviate this limit, due to the time average.

The direct test of a possible time variation of the decay rate, or equivalently the half-life, of long lived radioisotopes in the laboratory is difficult mostly because of (1) the duration of the experiments and (2) the necessity to control background phenomena on the long-term since most of them (seasonal cosmic-ray flux modulation, Solar wind and activity, Lunar cycles, tides, ground radon level, etc.) enjoy time and seasonal periodicities. For the first time, such a test was achieved by [Arnold et al. \(2021\)](#) based on 6.0195 yr of NEMO-3 data for the double- $\beta$  decay of Molybdenum to Ruthenium,  $^{100}\text{Mo} \rightarrow ^{100}\text{Ru}$ . The half-life of  $7 \times 10^{18}$  yr exhibits no time modulation larger than 2.5% in the frequency range  $[0.33225, 365.25] \text{ yr}^{-1}$ . So far, this constraint has not been translated to any constraint on the time variation of constants.

#### 5.4.3 Conclusions

Meteorites data allow to set constraints on the variation of the fundamental constants, which are comparable to the ones set by the Oklo phenomenon. Similar constraints can also be set from spontaneous fission (see Sect. III.A.3 of FVC03 [Uzan 2003a](#)) but this process is less well understood and less sensitive than the  $\alpha$ - and  $\beta$ - decay processes.

From an experimental point of view, the main difficulty concerns the dating of the meteorites and the interpretation of the effective decay rate. Recently, the possibility to directly constrain the half-life of long lived radioisotopes has been proposed.

As long as we only consider  $\alpha_{\text{EM}}$ , the sensitivities can be computed mainly by considering the contribution of the Coulomb energy to the decay energy, that reduces to its contribution to the nuclear energy. However, as for the Oklo phenomenon, the dependencies in the other constants,  $X_{\text{q}}$ ,  $G_{\text{F}}$ ,  $\mu \dots$ , require a nuclear model and remain very model-dependent.

### 5.5 Quasar absorption spectra

Astrophysics relies heavily on the measurements of redshifts, that is the comparison of the laboratory wavelengths of a particular atomic or molecular transition to its observed value in an astrophysical system, in absorption or emission. The cosmic expansion implies an achromatic redshift of all spectra. There are additional sources of redshift due mostly to peculiar velocity and the Doppler effect they induce and the local gravitational potential of the region from which light is emitted through the Einstein effect. Both are achromatic effects so that they impact any wavelength in the same way. Indeed, if the values of fundamental constants are spacetime dependent, one

expect additional *chromatic* red or blue shift, depending on the detailed structure of the atom or molecule in question. The situation is actually similar to clock comparisons in the laboratory with the main difference that the physical environment of the observed spectra is not controlled in terms of velocity dispersion of the absorbers/emitters, exact chemical composition, existence of cosmic electric/magnetic fields etc. Among all the astrophysical systems quasi-stellar objects (QSO), aka. “quasars”, absorption spectra provide a powerful probe of the variation of fundamental constants. Absorption lines in intervening clouds along the line of sight of the QSO give access to the spectra of the atoms present in the cloud, that it is to paleo-spectra. As for clocks, the sensitivity of the atomic or molecular transitions that can be observed and the possibility to correlate them will define the level of constraint that can be set on the variation of the constants. The method was first used by [Savardoff \(1956\)](#) who constrained the time variation of the fine-structure constant from the doublet separations seen in galaxy emission spectra. For general introduction to these observations, we refer to [Petitjean et al. \(2009b\)](#); [Srianand et al. \(2009\)](#); [Kanekar \(2009\)](#). Indeed, one cannot use a single transition to tackle down a variation of the fundamental constants, since one should resort on various transitions and look for chromatic effects that can indeed not be reproduced by the expansion of the universe.

#### 5.5.1 Elements for a $\alpha_{\text{EM}}$ measurement

To achieve such a test, one needs to consider a series of technical practicalities.

##### *Sensitivities of the atomic transitions*

As for clock comparisons, one needs to understand the dependencies of different types of transitions. An extensive work has been achieved in this direction, still progressing with the discovery of new atomic or molecular lines in astronomical observations.

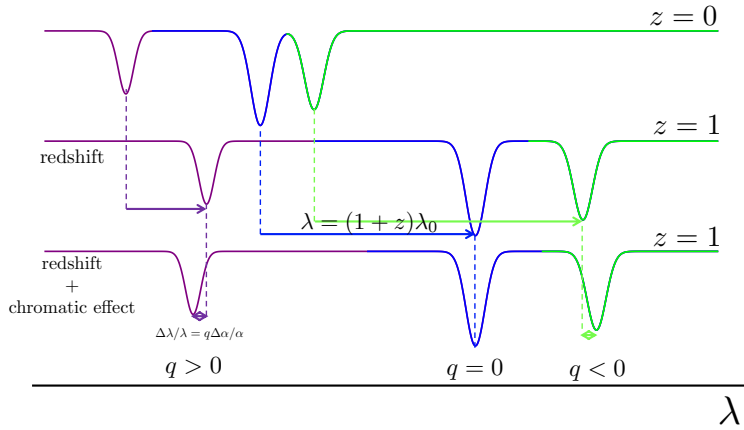
[Dzuba et al. \(1999a\)](#); [Dzuba and Flambaum \(2000\)](#) proposed to use the convenient formulation

$$\omega = \omega_0 + q \left[ \left( \frac{\alpha_{\text{EM}}}{\alpha_{\text{EM}}^{(0)}} \right)^2 - 1 \right] + q_2 \left[ \left( \frac{\alpha_{\text{EM}}}{\alpha_{\text{EM}}^{(0)}} \right)^4 - 1 \right], \quad (195)$$

in order to take into account the dependence of the spectra on  $\alpha_{\text{EM}}$ .  $\omega$  is the energy in the rest-frame of the cloud, that is at a redshift  $z$ ,  $\omega_0$  is the energy measured today in the laboratory.  $q$  and  $q_2$  are two coefficients that determine the frequency dependence on a variation of  $\alpha_{\text{EM}}$  and that arise from the relativistic corrections for the transition under consideration. The coefficient  $q$  is typically an order of magnitude larger than  $q_2$  so that the possibility to constrain a variation of the fine-structure constant is mainly determined by  $q$ . These coefficients are obtained as

$$q = \frac{\omega(\Delta x) - \omega(-\Delta x)}{2\Delta x}$$

by varying the value of  $\alpha_{\text{EM}}$  in numerical codes; see [Murphy et al. \(2004\)](#) for a list of these sensitivities. They were computed for a large set of transitions, first using a relativistic Hartree–Fock method and then using many-body perturbation theory. We refer to [Dzuba et al. \(1999a\)](#); [Berengut et al. \(2006\)](#); [Angstmann et al. \(2004\)](#) for an extensive discussion of the computational methods and a list of the  $q$ -coefficients for various transitions relevant for both quasar spectra and atomic clock experiments. The uncertainty in  $q$  are typically smaller than  $30 \text{ cm}^{-1}$  for Mg, Si, Al and Zn, but much larger for Cr, Fe and Ni due to their more complicated electronic configurations. The accuracy for  $\omega_0$  from dedicated laboratory measurements now reach  $0.004 \text{ cm}^{-1}$ . It is important to stress that the form (195) ensures that errors in the  $q$ -coefficients cannot lead to a non zero detection of  $\Delta\alpha_{\text{EM}}$ .



**Fig. 14** The cosmic expansion induces an achromatic redshift of all wavelengths which distort all emission/absorption spectra. The variation of a fundamental constant  $\alpha$  reveals itself through achromatic effects. Depending on the amplitude and sign of the sensitivity  $q$ , a transition can have a wavelength that is either blue- or red-shifted compared to the cosmological redshift. The idea is then to correlate different lines, in particular with those of very low  $q$  that can be used as anchors, which amount to question if the redshift determined by all transitions is the same or not.

#### *Accuracy of the measurements*

The shifts in the absorption lines to be detected are extremely small. For instance a change of  $\alpha_{\text{EM}}$  of order  $10^{-5}$  corresponds a shift of at most  $20 \text{ m\AA}$  for a redshift of  $z \sim 2$ , which would corresponds to a shift of order  $\sim 0.5 \text{ km/s}$ , or to about a third of a pixel at a spectral resolution of  $R \sim 40000$ , as achieved with Keck/HIRES or VLT/UVES. Note that since a few years ago uncertainties in laboratory wavelengths provided the dominant part of the error budget of many measurements.

As we shall discuss later, there are several sources of uncertainty that hamper the measurement. In particular, the absorption lines have complex profiles

(because they result from the propagation of photons through a highly inhomogeneous medium) that are fitted using a combination of Voigt profiles. Each of these components depends on several parameters including the redshift, the column density and the width of the line (Doppler parameter) to which one now needs to add the constants that are assumed to be varying. These parameters are constrained assuming that the profiles are the same for all transitions, which is indeed a non-trivial assumption for transitions from different species (this was one of the driving motivations to use the transition from a single species and of the SIDAM method). More important, the fit is usually not unique. This is not a problem when the lines are not saturated but it can increase the error on  $\alpha_{\text{EM}}$  by a factor 2 in the case of strongly saturated lines (Chand et al. 2005). To finish, knowing the relative isotopic abundances of some species is also important; see Murphy and Berengut (2014) for a recent compilation of the data for  $\alpha_{\text{EM}}$  measurements can.

It follows that not all transitions are sufficiently sensitive and that only few astrophysical systems are clean enough to provide accurate measurements. Roughly, more than one hundred lines of sight allow for  $\alpha_{\text{EM}}$  measurements with only a fraction of them are ideal. Besides atomic absorption spectra, molecular absorption spectra allow for  $\mu$ -measurements – see our discussion in § 5.7 – and emission spectra are in general less vulnerable to some systematics but less sensitive; see § 5.8.

#### *Hunting systematics.*

In order to claim for a variation of  $\alpha_{\text{EM}}$ , one shall eliminate any systematics that could mimic its effect on an absorption spectra. Many such systematics have been listed and studied in order to control them.

(1) Errors in the determination of laboratory wavelengths to which the observations are compared.

(2) While comparing wavelengths from different atoms one has to take into account that they may be located in different regions of the cloud with different velocities and hence with different Doppler shifts.

(3) One has to ensure that there is no transition not blended by transitions of another system.

(4) The differential isotopic saturation has to be controlled. Usually quasar absorption systems are expected to have lower heavy element abundances. The spatial inhomogeneity of these abundances may also play a role.

(5) Hyperfine splitting can induce a saturation similar to isotopic abundances.

(6) The variation of the velocity of the Earth during the integration of a quasar spectrum can also induce differential Doppler shift.

(7) Atmospheric dispersion across the spectral direction of the spectrograph slit can stretch the spectrum. It was shown that, on average, this can, for low redshift observations, mimic a negative  $\Delta\alpha_{\text{EM}}/\alpha_{\text{EM}}$ , while this is no more the case for high redshift observations (hence emphasizing the complementarity of these observations).

(8) The presence of a magnetic field will shift the energy levels by Zeeman effect.

(9) Temperature variations during the observation will change the air refractive index in the spectrograph. In particular, flexures in the instrument are dealt with by recording a calibration lamp spectrum before and after the science exposure and the signal-to-noise and stability of the lamp is crucial

(10) Instrumental effects such as variations of the intrinsic instrument profile have to be controlled.

All these effects have been discussed in details; see e.g., [Murphy et al. \(2001a,c\)](#).

### *Calibration*

This was complemented by a study on the crucial issue of calibration since any distortion of the wavelength scale could lead to a non-zero value of  $\Delta\alpha_{\text{EM}}$ . The wavelength scale was calibrated by mean of a thorium-argon emission lamp. The quality of the calibration of the Keck/HIRES spectrograph was discussed in [Murphy et al. \(2001a, 2007a\)](#) and argued to have a negligible effect on the measurements. [Griest et al. \(2010\)](#) provides an analysis of is wavelength accuracy of the Keck/HIRES. An absolute uncertainty of  $\Delta z \sim 10^{-5}$ , corresponding to  $\Delta\lambda \sim 0.02 \text{ \AA}$  with daily drift of  $\Delta z \sim 5 \times 10^{-6}$  and multiday drift of  $\Delta z \sim 2 \times 10^{-5}$ , arguing that this level of systematic uncertainty makes it difficult to use the Keck/HIRES to constrain the time variation of  $\alpha_{\text{EM}}$  (at least for a single system or a small sample since the distortion pattern pertains to the echelle orders as they are recorded on the CDD, that is it is similar from exposure to exposure, the effect on  $\Delta\alpha_{\text{EM}}/\alpha_{\text{EM}}$  for an ensemble of absorbers at different redshifts would be random since the transitions fall in different places with respect to the pattern of the distortion). A similar result has been obtained for the VLT/UVES data [Whitmore et al. 2010](#). It was concluded that the ThAr lamp calibration of the quasar wavelength scale was distorted with respect to that established from the Solar spectrum – via reflection from asteroids; see [Rahmani et al. \(2013\)](#) – following that spurious velocity shifts were applied to different transitions at different wavelengths, most-likely causing the observed deviations in the determination of  $\alpha_{\text{EM}}$  ([Whitmore and Murphy 2015](#)).

### *Effect of the isotopic abundances*

As will be detailed below, one concern of the MM method is the isotopic abundances of MgII that can affect the low- $z$  sample since any changes in the isotopic composition will alter the value of effective rest-wavelengths. This isotopic composition is assumed to be close to terrestrial  $^{24}\text{Mg}:^{25}\text{Mg}:^{26}\text{Mg} = 79:10:11$ . While no direct measurement of  $r_{\text{Mg}} = (^{26}\text{Mg} + ^{25}\text{Mg})/^{24}\text{Mg}$  in QSO absorber was feasible for a long time due to the small separation of the isotopic absorption lines, it was shown ([Gay and Lambert 2000](#)), on the basis of molecular absorption lines of MgH that  $r_{\text{Mg}}$  generally decreases with smaller metallicity. From the absorption spectrum of the quasar HE0001-2340

observed with VLT/UVES [Agafonova et al. \(2011\)](#) measured the isotopic ratio  $^{24}\text{Mg}:^{25}\text{Mg}:^{26}\text{Mg} = (19 \pm 11) : (22 \pm 13) : (59 \pm 6)$  leading to  $r_{\text{Mg}} = 4$  at  $z = 0.45$ , hence showing over-abundance of heavy Mg isotopes compared to the Solar system value of  $r_{\text{Mg}} = 0.3$ . In systems at  $z = 1.58$  and  $1.65$  they conclude that  $r_{\text{Mg}} \lesssim 0.7$  (resp.  $2.6$ ). While the first system is thought to be the fragment of the outflow caused by a SNIa of a high-metallicity white-dwarf, the two others are enriched by AGB stars. This shows the high variability of  $r_{\text{Mg}}$  and its dependence on the stellar history of the absorption system. In standard models it should be near 0 at zero metallicity since type II supernovae are primarily producers of  $^{24}\text{Mg}$ . It was also argued that  $^{13}\text{C}$  is a tracer of  $^{25}\text{Mg}$  and was shown to be low in the case of HE 0515-4414 ([Levshakov et al. 2006b](#)). However, contrary to this trend, it was found ([Yong et al. 2003](#)) that  $r_{\text{Mg}}$  can reach high values for some giant stars in the globular cluster NGC 6752 with metallicity  $[\text{Fe}/\text{H}] \sim -1.6$ . This led [Ashenfelter et al. \(2004\)](#) to propose a chemical evolution model with strongly enhanced population of intermediate ( $2-8 M_{\odot}$ ) stars, which in their asymptotic giant branch phase are the dominant factories for heavy Mg at low metallicities typical of QSO absorption systems, as a possible explanation of the low- $z$  Keck/HIRES observations without any variation of  $\alpha_{\text{EM}}$ . It would require that  $r_{\text{Mg}}$  reaches 0.62, compared to 0.27 (but then the UVES/VLT constraints would be converted to a detection). Care needs to be taken since the star formation history can be different in each region, even in each absorber, so that one cannot a priori use the best-fit obtained from the Keck data to the UVES/VLT data. However, such modified nucleosynthetic history will lead to an overproduction of elements such as P, Si, Al, P above current constraints ([Fenner et al. 2005](#)), but this later model is not the same as the one of [Ashenfelter et al. \(2004\)](#) that was tuned to avoid these problems. The calculation of isotope shifts in atoms with a few valence electrons was proposed by [Berengut et al. \(2004\)](#) to determine whether differences in isotope abundances in early universe can contribute to the observed anomalies in quasar absorption spectra, with a negative answer.

### 5.5.2 Evolution of the debate

The claim by ([Webb et al. 1999](#); [Murphy et al. 2003](#); [King et al. 2012a](#)) that the Keck/HIRES data indicated that the fine structure constant was smaller in the past relaunched the interest in fundamental constants, both from an experimental and theoretical point of view. For many years, data from the VLT and Keck gave discordant results and were at the heart of a lively debate on the hunt for systematics. The debate mostly emerged for the result by [Webb et al. \(2011\)](#) over about two decades and their  $4\sigma$  of a variation of  $\alpha_{\text{EM}}$  at low redshift ( $1 < z < 4$ ). Indeed, despite their obvious success in other fields, spectrographs such as UVES, HARPS or Keck/HIRES were not built with this science case in mind and were far from optimal for it.

Trying to confirm these results was the main motivation for an ESO/UVES Large Program [Molaro et al. \(2013\)](#); [Rahmani et al. \(2013\)](#); [Evans et al. \(2014\)](#), a dedicated program to test for the variation of fundamental constants with an

optimized sample and methodology with about 40 VLT nights of observations over 2010-2013 with a typical resolution of  $R \sim 60\,000$  and a signal-to-noise per pixel of order 100, leading to an expected accuracy of order  $10^{-6}$  on  $\alpha_{\text{EM}}$ . The survey was unfortunately not optimized to test the dipole hypothesis by Webb et al. (2011) since it included no target towards the North pole of the dipole.

This led to a huge amount of data and, today, the spectroscopic QSO are usually split into two samples (Martins 2017; Aluri et al. 2023).

- The **Archival data set** of Webb et al. (2011) contains 293 archival measurements from the Keck/HIRES and VLT/UVES spectrographs up to redshift of 4.18. These data, with resolution  $R \sim 50\,000$ , were originally not designed for the study of fundamental constants, by a large number of observers, under a broad range of observing conditions, and over a time span of almost a decade. This sample was reanalyzed for the study of the spatial variation of  $\alpha_{\text{EM}}$  Webb et al. (2011) – see Section 8 below – and shall be then taken with caution. Indeed, it has been well-documented that  $\alpha_{\text{EM}}$  measurements require particularly careful wavelength calibration procedures, which rely on additional data coeval with the QSO observations. Such additional data are not ordinarily taken for standard observations and cannot be obtained a posteriori. Moreover, these two spectrographs are now known to suffer from significant intra-order and long-range distortions (Whitmore and Murphy 2015). Such limitations may be partially mitigated but cannot be fully eliminated. Its global analysis concludes (Webb et al. 2011)

$$\Delta\alpha_{\text{EM}}/\alpha_{\text{EM}} = (-2.16 \pm 0.86) \times 10^{-6}, \quad z_{\text{eff}} = 1.50.$$

Note however that concerns do exist concerning the existence of some systematics in the data that have not been fully modeled or corrected so far (Whitmore and Murphy 2015; Dumont and Webb 2017; Webb et al. 2023).

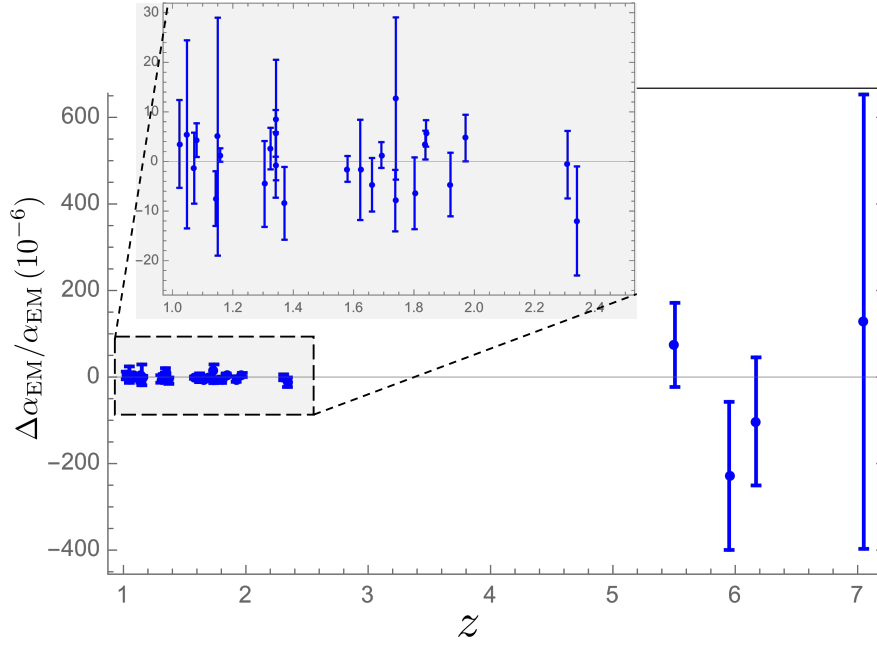
- The **Dedicated data set** contains about 30 measurements designed for the specific analysis of  $\alpha_{\text{EM}}$  variation, where ancillary data enabled a more robust wavelength calibration procedure, or using more modern spectrographs that do not suffer from the limitations of VLT/UVES or Keck/HIRES. This includes measurements listed in Table 1 of Martins (2017) and more recent ones from the Subaru telescope (Murphy and Cooksey 2017a) and the X-SHOOTER (Wilczynska et al. 2020), HARPS (Milaković et al. 2020) and ESPRESSO (Welsh et al. 2020; Murphy et al. 2022c) spectrographs. The original spectra have resolution  $R \sim 50\,000 - 150\,000$  (with the upper end of the range due to ESPRESSO), with the exception of the X-SHOOTER data which only has  $R \sim 10000$ . The latter are the first direct measurements of  $\alpha_{\text{EM}}$  in the IR part of the electromagnetic spectrum, extending the redshift range up to  $z \sim 7.06$  but their sensitivity is only at the level of tens of ppm, so they do not carry significant weight in the statistical analysis. The weighted mean of all the values in each data set. Similarly, we can identify  $\alpha_{\text{EM}}$  and effective redshift of Table 17 gives

$$\Delta\alpha_{\text{EM}}/\alpha_{\text{EM}} = (-0.23 \pm 0.56) \times 10^{-6}, \quad z_{\text{eff}} = 1.29.$$



Clearly these two data sets are discrepant; see e.g., [Martins et al. \(2022a\)](#); [Martins \(2017\)](#) for a comparison des 2 datasets. The former has a preference for a negative variation at more than two standard deviations, while the latter value is consistent with the null result. The dedicated database sets more stringent measurements but is, for now, smaller than the archival data set so that their constraining power remains comparable ([Martins and Vila Miñana 2019](#)).

The *Dedicated data set* is given in Table 17 and described in the text below.



**Fig. 15** Constraints on the variation of  $\alpha_{\text{EM}}$  from the analysis of QSO absorption spectra (dedicated data set); see Table 17.

### 5.5.3 Different methods to track for the variation of constants

As we have emphasized, one needs to measure the redshifts from more than one transitions in the same absorption systems. The shift between two lines is easier to measure when the difference between the  $q$ -coefficients of the two lines is large, which occurs, e.g., for two levels with large  $q$  of opposite signs. Many methods were developed to take this into account.

- The **alkali doublet method** (AD) focuses on the fine-structure doublet of alkali atoms. This method completely avoids the assumption of homogeneity because, by construction, the two lines of the doublet must have the

Object	$z_{\text{abs}}$	$\Delta\alpha_{\text{EM}}/\alpha_{\text{EM}}$	Spectrographs	Reference
3 sources	$[0.7 - 1.5]$ $z_{\text{min}} = 1.08$	$(4.3 \pm 3.4) \times 10^{-6}$	HIRES	Songaila and Cowie (2014)
J0120+2133	0.576	$(-9.12 \pm 39.80 \pm 3.64_{\text{syst}}) \times 10^{-6}$	HDS	Murphy and Cooksey (2017b)
	0.729	$(0.73 \pm 6.17 \pm 1.77_{\text{syst}}) \times 10^{-6}$	HDS	Murphy and Cooksey (2017b)
	1.048	$(5.47 \pm 18.26 \pm 4.03_{\text{syst}}) \times 10^{-6}$	HDS	Murphy and Cooksey (2017b)
	1.325	$(2.60 \pm 3.45 \pm 2.38_{\text{syst}}) \times 10^{-6}$	HDS	Murphy and Cooksey (2017b)
	1.343	$(8.36 \pm 11.82 \pm 2.84_{\text{syst}}) \times 10^{-6}$	HDS	Murphy and Cooksey (2017b)
J0026-2857	1.023	$(3.54 \pm 8.54 \pm 2.38_{\text{syst}}) \times 10^{-6}$	UVES	Murphy et al. (2016)
J0058-0041	1.072	$(-1.35 \pm 6.71 \pm 2.51_{\text{syst}}) \times 10^{-6}$	HIRES	Murphy et al. (2016)
HE0515-4414	1.15	$(-0.12 \pm 1.79) \times 10^{-5}$ $(0.5 \pm 2.4) \times 10^{-5}$	UVES HARPS	Molaro et al. (2008b) Chand et al. (2006)
HS1549+1919	1.143	$(-7.49 \pm 4.63 \pm 3.02_{\text{syst}}) \times 10^{-6}$	UVES/HIRES/HDS	Evans et al. (2014)
	1.342	$(-0.70 \pm 6.43 \pm 1.55_{\text{syst}}) \times 10^{-6}$	UVES/HIRES/HDS	Evans et al. (2014)
	1.802	$(-6.42 \pm 6.52 \pm 3.16_{\text{syst}}) \times 10^{-6}$	UVES/HIRES/HDS	Evans et al. (2014)
HE514-4414	1.158	$(-1.42 \pm 0.55 \pm 0.65_{\text{syst}}) \times 10^{-6}$ $(-0.27 \pm 2.41) \times 10^{-6}$ $(1.3 \pm 1.3 \pm 0.4_{\text{syst}}) \times 10^{-6}$	UVES HARPS ESPRESSO	Kotuš et al. (2017) Milaković et al. (2020) Murphy et al. (2022c)
J1237+0106	1.305	$(-4.54 \pm 8.08 \pm 3.13_{\text{syst}}) \times 10^{-6}$	HIRES	Murphy et al. (2016)
J0058-0041	1.342	$(3.05 \pm 3.30 \pm 2.13_{\text{syst}}) \times 10^{-6}$ $(5.67 \pm 4.19 \pm 2.16_{\text{syst}}) \times 10^{-6}$	HIRES UVES	Murphy et al. (2016) Murphy et al. (2016)
J0108-0037	1.371	$(-8.45 \pm 5.69 \pm 4.64_{\text{syst}}) \times 10^{-6}$	VLT	Murphy et al. (2016)
HE0001-2340	1.58	$(-1.5 \pm 2.6) \times 10^{-6}$	UVES	Agafonova et al. (2011)
J1029+1039	1.622	$(-1.70 \pm 9.80 \pm 2.47_{\text{syst}}) \times 10^{-6}$	HIRES	Murphy et al. (2016)
HE1104-1805	1.661	$(-4.70 \pm 5.30) \times 10^{-6}$	HIRES	Songaila and Cowie (2014)
HE2217-2818	1.692	$(1.3 \pm 2.4 \pm 1.0_{\text{syst}}) \times 10^{-6}$	UVES	Molaro et al. (2013)
HS1946+7658	1.738	$(-7.90 \pm 6.20) \times 10^{-6}$	HIRES	Songaila and Cowie (2014)
J1944+7705	1.738	$(12.70 \pm 16.30 \pm 1.47_{\text{syst}}) \times 10^{-6}$	HDS	Murphy and Cooksey (2017b)
Q1101-264	1.84	$(5.66 \pm 2.67) \times 10^{-6}$	UVES	Levshakov et al. (2007)
J11032-2645	1.839	$(3.3 \pm 2.9) \times 10^{-6}$	UVES	Bainbridge and Webb (2017)
Q2206-1958	1.921	$(-4.65 \pm 6.01 \pm 2.24_{\text{syst}}) \times 10^{-6}$	VLT	Murphy et al. (2016)
Q1755+57	1.971	$(4.72 \pm 4.18 \pm 2.16_{\text{syst}}) \times 10^{-6}$	HIRES	Murphy et al. (2016)
PHL957	2.309	$(-0.65 \pm 6.42 \pm 2.26_{\text{syst}}) \times 10^{-6}$ $(-0.20 \pm 12.44 \pm 3.51_{\text{syst}}) \times 10^{-6}$	HIRES VLT	Murphy et al. (2016) Murphy et al. (2016)
J0035-0918	2.34	$(-1.2 \pm 1.1) \times 10^{-5}$	ESPRESSO	Welsh et al. (2020)
J1120+0641	5.50726	$(7.42 \pm 9.60 \pm 1.52_{\text{syst}}) \times 10^{-5}$	X-SHOOTRER	Wilczynska et al. (2020)
	5.95074	$(-22.85 \pm 17.11 \pm 0.32_{\text{syst}}) \times 10^{-5}$	X-SHOOTRER	Wilczynska et al. (2020)
	6.17097	$(-10.16 \pm 14.80 \pm 0.42_{\text{syst}}) \times 10^{-5}$	X-SHOOTRER	Wilczynska et al. (2020)
	7.05852	$(12.79 \pm 48.66 \pm 19.74_{\text{syst}}) \times 10^{-5}$	X-SHOOTRER	Wilczynska et al. (2020)

**Table 17** Summary of the dedicated measurements of  $\alpha_{\text{EM}}$ . Each quasar specifies a line of sight and thus a celestial direction. The redshifts correspond to the various absorption system on the line of sight leading to independent constraints on  $\alpha_{\text{EM}}$ .

- same profile. Indeed the AD method avoids the implicit assumption of the MM method that chemical and ionization inhomogeneities are negligible.
- It was then generalized to the **many-multiplet method** (MM), which uses correlations between various transitions in different atoms using the theoretical information that transitions are almost insensitive to a variation of  $\alpha_{\text{EM}}$ . This is the case of Mg II, which can be used as an *anchor*, i.e., a reference point. To obtain strong constraints one can either compare transitions of light atoms with those of heavy atoms (because the  $\alpha_{\text{EM}}$  dependence of the ground state scales as  $Z^2$ ) or compare  $s-p$  and  $d-p$  transitions in heavy elements (in that case, the relativistic correction will be of opposite signs). This latter effect increases the sensitivity and strengthens the method against systematic errors. However, the results of this method rely on two assumptions: (i) ionization and chemical homogeneity and (ii) isotopic abundance of Mg II close to the terrestrial value. Even though these are reasonable assumptions, one cannot completely rule out systematic biases that they could induce.
  - The **single ion differential alpha measurement method** (SIDAM) avoids the influence of small spectral shift due to ionization inhomogeneities within the absorber and due to possible non-zero offset between different exposures was to rely on different transitions of a single ion in individual exposure.

Most studies are based on *optical techniques* due to the profusion of strong UV transitions that are redshifted into the optical band (this includes AD, MM, SIDAM and it implies that they can be applied only above a given redshift, e.g., Si IV at  $z > 1.3$ , Fe II  $\lambda 1608$  at  $z > 1$ ) or on *radio techniques* since radio transitions arise from many different physical effects (hyperfine splitting and in particular H I 21 cm hyperfine transition, molecular rotation, Lambda-doubling, etc). In the latter case, the line frequencies and their comparisons yield constraints on different sets of fundamental constants including  $\alpha_{\text{EM}}$ ,  $g_p$  and  $\mu$ . Thus, these techniques are complementary since systematic effects are different in optical and radio regimes. Also the radio techniques offer some advantages: (1) to reach high spectral resolution ( $< 1$  km/s), alleviating in particular problems with line blending and the use of, e.g., masers allow to reach a frequency calibration better than roughly 10 m/s; (2) in general, the sensitivity of the line position to a variation of a constant is higher; (3) the isotopic lines are observed separately, while in optical there is a blend with possible differential saturations (see, e.g., [Combes 2009](#) for a discussion).

#### *Alkali doublet method (AD)*

The first method used to set constraints on the time variation of the fine-structure constant relies on fine-structure doublets splitting for which  $\Delta\nu \propto \alpha_{\text{EM}}^2 Z^4 R_\infty / 2n^3$ . The relative separation is proportional  $\alpha_{\text{EM}}$ ,  $\Delta\nu/\bar{\nu} \propto \alpha_{\text{EM}}^2$ , so that the variation of the fine structure constant at a redshift  $z$  can be obtained as

$$\left( \frac{\Delta\alpha_{\text{EM}}}{\alpha_{\text{EM}}} \right) (z) = \frac{c_r}{2} \left[ \left( \frac{\Delta\lambda}{\lambda} \right)_z / \left( \frac{\Delta\lambda}{\lambda} \right)_0 - 1 \right],$$

where  $c_r \sim 1$  is a number taking into account the relativistic corrections. This expression is indeed a simple approach of the alkali doublet since one should, as for atomic clocks, take into account the relativistic corrections more precisely. Using the formulation (195), one can deduce that  $c_r = (\delta q + \delta q_2)/(\delta q + 2\delta q_2)$ , where the  $\delta q$  are the differences between the  $q$ -coefficients for the doublet transitions.

The AD method to doublets have been applied to several species such as, e.g., C IV, N V, O VI, Mg II, Al III, Si II, Si IV. We refer to Sect. III.3 of FVC03 (Uzan 2003a) for a summary of their results (see also Levshakov 2004) and focus on the three most recent analysis, based on the Si IV doublet. In this particular case,  $q = 766$  (resp. 362)  $\text{cm}^{-1}$  and  $q_2 = 48$  (resp.  $-8$ )  $\text{cm}^{-1}$  for Si IV  $\lambda 1393$  (resp.  $\lambda 1402$ ) so that  $c_r = 0.8914$ . The method is based on a  $\chi^2$  minimization of multiple component Voigt profile fits to the absorption features in the QSO spectra. In general such a profile depends on three parameters, the column density  $N$ , the Doppler width ( $b$ ) and the redshift. It is now extended to include  $\Delta\alpha_{\text{EM}}/\alpha_{\text{EM}}$ . The fit is carried out by simultaneously varying these parameters for each component.

Murphy et al. (2001d) analyzed 21 Keck/HIRES Si IV absorption systems toward 8 quasars to obtain the weighted mean

$$\Delta\alpha_{\text{EM}}/\alpha_{\text{EM}} = (-0.5 \pm 1.3) \times 10^{-5}, \quad 2.33 < z < 3.08, \quad (196)$$

with a mean redshift of  $z = 2.6$ . The S/N ratio of these data is in the range 15–40 per pixel and the spectral resolution is  $R \sim 34000$ . Chand et al. (2005) analyzed 15 Si IV absorption systems selected from a VLT-UVES sample containing 31 systems (eliminating contaminated, saturated or very broad systems; in particular a lower limit on the column density was fixed so that both lines of the doublets are detected at more than  $5\sigma$ ) to get the weighted mean,

$$\Delta\alpha_{\text{EM}}/\alpha_{\text{EM}} = (-0.15 \pm 0.43) \times 10^{-5}, \quad 1.59 < z < 2.92. \quad (197)$$

The improvement of the constraint arises mainly from a better S/N ratio, of order 60–80 per pixel, and resolution  $R \sim 45000$ . Note that combining this result with the previous one (196) in a weighted mean would lead to  $\Delta\alpha_{\text{EM}}/\alpha_{\text{EM}} = (-0.04 \pm 0.56) \times 10^{-5}$  in the range  $1.59 < z < 3.02$ . The analysis (Martínez Fiorenzano et al. 2003) of seven C IV systems and two Si IV systems in the direction of a single quasar, obtained by the VLT-UVES (during the science verification) has led to

$$\Delta\alpha_{\text{EM}}/\alpha_{\text{EM}} = (-3.09 \pm 8.46) \times 10^{-5}, \quad 1.19 < z < 1.84. \quad (198)$$

This is less constraining than the two previous analyses, mainly because the  $q$ -coefficients are smaller for C IV (see Petitjean and Aracil 2004 for the calibration of the laboratory spectra). One limitation may arises from the isotopic composition. Silicon has three naturally occurring isotopes with terrestrial abundances  $^{28}\text{Si}:^{29}\text{Si}:^{30}\text{Si} = 92.23:4.68:3.09$  so that each absorption line is a composite of absorption lines from the three isotopes. However, it was shown that this effect of isotopic shifts (Murphy et al. 2001d) is negligible in the case of Si IV.

### *Many multiplet method (MM)*

A generalization of the AD method, known as the many-multiplet was proposed by Dzuba et al. (1999b). It relies on the combination of transitions from different species, taking into account the theoretical information that some transitions are fairly unsensitive to a change of the fine-structure constant (e.g., Mg II or Mg I, hence providing good anchors) while others such as Fe II are more sensitive. The first implementation (Webb et al. 1999) of the method was based on a measurement of the shift of the Fe II (the rest wavelengths of which are very sensitive to  $\alpha_{\text{EM}}$ ) spectrum with respect to the one of Mg II.

**Early Keck/HIRES data analysis.** The MM-method was first applied by Webb et al. (1999) who analyzed one transition of the Mg II doublet and five Fe II transitions from three multiplets. Using 30 absorption systems toward 17 quasars, they obtained

$$\begin{aligned}\Delta\alpha_{\text{EM}}/\alpha_{\text{EM}} &= (-0.17 \pm 0.39) \times 10^{-5}, & 0.6 < z < 1 \\ \Delta\alpha_{\text{EM}}/\alpha_{\text{EM}} &= (-1.88 \pm 0.53) \times 10^{-5}, & 1 < z < 1.6.\end{aligned}$$

This was indeed the first claim that a constant may have varied during the evolution of the universe. It was later confirmed by (Murphy et al. 2001c; Webb et al. 2001) from a reanalysis of the initial sample and by including new optical QSO data to reach 28 absorption systems with redshift  $z = 0.5 - 1.8$  plus 18 damped Lyman- $\alpha$  absorption systems towards 13 QSO plus 21 Si IV absorption systems toward 13 QSO. The analysis used mainly the multiplets of Ni II, Cr II and Zn II and Mg I, Mg I, Al II, Al III and Fe II was also included. The analysis (Murphy et al. 2003) relies on 128 absorption spectra, later updated (Murphy et al. 2004) to include 143 absorption systems. The more robust estimates is the weighted mean

$$\Delta\alpha_{\text{EM}}/\alpha_{\text{EM}} = (-0.57 \pm 0.11) \times 10^{-5}, \quad 0.2 < z < 4.2. \quad (199)$$

The resolution for most spectra was  $R \sim 45000$  and the S/N per pixel ranges from 4 to 240, with most spectral regions with S/N  $\sim 30$ .

The low- $z$  ( $z < 1.8$ ) and high- $z$  rely on different ions and transitions with very different  $\alpha_{\text{EM}}$ -dependencies. At low- $z$ , the Mg transitions are used as anchors against which the large positive shifts in the Fe II can be measured. At high- $z$ , different transitions are fitted (Fe II, S II, Cr II, Ni II, Zn II, Al II, Al III). The two sub-samples respond differently to simple systematic errors due to their different arrangement of  $q$ -coefficients in wavelength space. The analysis for each sample give the weighted mean

$$\begin{aligned}\Delta\alpha_{\text{EM}}/\alpha_{\text{EM}} &= (-0.54 \pm 0.12) \times 10^{-5}, & 0.2 < z < 1.8 \\ \Delta\alpha_{\text{EM}}/\alpha_{\text{EM}} &= (-0.74 \pm 0.17) \times 10^{-5}, & 1.8 < z < 4.2,\end{aligned} \quad (200)$$

with respectively 77 and 66 systems.

**VLT/UVES data analysis.** The previous results led another team to check this detection using observations from UVES spectrograph operating on the VLT. In order to avoid as much systematics as possible, they apply a series of selection criteria (Chand et al. 2004) on the systems used: (1) consider only lines with similar ionization potentials (Mg II, Fe II, Si II and Al II) as they are most likely to originate from similar regions in the cloud; (2) avoid absorption lines contaminated by atmospheric lines; (3) consider only systems with high enough column density to ensure that all the multiplets are detected at more than  $5\sigma$ ; (4) demand that at least one of the anchor lines is not saturated to have a robust measurement of the redshift; (5) reject strongly saturated systems with large velocity spread; (6) keep only systems for which the majority of the components are separated from the neighboring by more than the Doppler shift parameter. The advantage of this choice is to reject most complex or degenerate systems, which could result in uncontrolled systematics effects. The drawback is indeed that the analysis will be based on less systems.

Chand et al. (2004) and Srianand et al. (2004) analyzed the observations of 23 systems satisfying the above criteria in direction of 18 QSO with a S/N ranging between 50 and 80 per pixel and a resolution  $R > 44000$  to conclude that  $\Delta\alpha_{\text{EM}}/\alpha_{\text{EM}} = (-0.06 \pm 0.06) \times 10^{-5}$  for  $0.4 < z < 2.3$ , hence giving a  $3\sigma$  constraint on a variation of  $\alpha_{\text{EM}}$ . This analysis was challenged by Murphy et al. (2007b, 2008b,c) who claimed that the same data lead to a weighted mean,  $\Delta\alpha_{\text{EM}}/\alpha_{\text{EM}} = (-0.44 \pm 0.16) \times 10^{-5}$ . These arguments were responded in Srianand et al. (2007) that revised the VLT/UVES constraint, rejecting two more than  $4\sigma$  deviant systems that were claimed to dominate the re-analysis, to conclude that

$$\Delta\alpha_{\text{EM}}/\alpha_{\text{EM}} = (0.01 \pm 0.15) \times 10^{-5}, \quad 0.4 < z < 2.3. \quad (201)$$

Let us mention that Molaro et al. (2008b) reanalyzed some systems of Chand et al. (2004); Srianand et al. (2004) by means of the SIDAM method (see below) and disagree with some of them, claiming for a problem of calibration. They also claim that the errors quoted in Murphy et al. (2004) are underestimated by a factor 1.5. This debate has greatly motivated the developments of the Large Program and set the stage for better-controlled analysis of  $\alpha_{\text{EM}}$  systems.

**Regression MM.** The MM method was adapted to use a linear regression method Quast et al. (2004). The idea is to measure the redshift  $z_i$  deduced from the transition  $i$  and plot  $z_i$  as a function of the sensitivity coefficient. If  $\Delta\alpha_{\text{EM}} \neq 0$  then there should exist a linear relation with a slope proportional to  $\Delta\alpha_{\text{EM}}/\alpha_{\text{EM}}$ . On a single absorption system (VLT/UVES), on the basis of Fe II transition, they concluded that

$$\Delta\alpha_{\text{EM}}/\alpha_{\text{EM}} = (-0.4 \pm 1.9 \pm 2.7_{\text{syst}}) \times 10^{-6}, \quad z = 1.15, \quad (202)$$

compared to  $\Delta\alpha_{\text{EM}}/\alpha_{\text{EM}} = (0.1 \pm 1.7) \times 10^{-6}$  that is obtained with the standard MM technique on the same data. This is also consistent with the con-

straint (203) obtained on the same system with the HARPS spectrograph.

**Analysis of the archival data set.** Webb et al. (2011) split the VLT/UVES data at  $z = 1.8$  to get  $(\Delta\alpha_{\text{EM}}/\alpha_{\text{EM}})_{\text{VLT}; z < 1.8} = (-0.06 \pm 0.16) \times 10^{-5}$ , in agreement with the former study (Srianand et al. 2007), while at higher redshifts  $(\Delta\alpha_{\text{EM}}/\alpha_{\text{EM}})_{\text{VLT}; z > 1.8} = (+0.61 \pm 0.20) \times 10^{-5}$ . This higher-redshift set exhibits a positive a variation of  $\alpha_{\text{EM}}$  of opposite sign with respect to the previous Keck/HIRES detection (Murphy et al. 2004) that gave  $(\Delta\alpha_{\text{EM}}/\alpha_{\text{EM}})_{\text{Keck}; z < 1.8} = (-0.54 \pm 0.12) \times 10^{-5}$  and  $(\Delta\alpha_{\text{EM}}/\alpha_{\text{EM}})_{\text{Keck}; z > 1.8} = (-0.74 \pm 0.17) \times 10^{-5}$ . It was pointed out that the Keck/HIRES and VLT/UVES observations can be made consistent in the case the fine structure constant is spatially varying (Webb et al. 2011; Berengut et al. 2011; Berengut and Flambaum 2012), as discussed in Section 8 since they do not correspond to the same hemisphere

#### 5.5.4 Single ion differential measurement (SIDAM)

This variation (Levshakov et al. 2006a) on the MM method avoids the influence of small spectral shifts due to ionization inhomogeneities within the absorbers as well as to non-zero offsets between different exposures. It was mainly used with Fe II, which provides transitions with positive and negative  $q$ -coefficients. Since it relies on a single ion, it is less sensitive to isotopic abundances, and in particular not sensitive to the one of Mg.

The first analysis relies on the QSO HE 0515-4414 (Quast et al. 2004) set the constraint (202). An independent analysis (Molaro et al. 2008b) gave a weighted mean  $\Delta\alpha_{\text{EM}}/\alpha_{\text{EM}} = (-0.12 \pm 1.79) \times 10^{-6}$  for this system at  $z = 1.15$  at  $1\sigma$ . It was also independently studied using the HARPS spectrograph – that has a higher resolution than UVES;  $R \sim 112\,000$  – mounted on the 3.6 m telescope at La Silla observatory (Chand et al. 2006). Observations based on Fe II with a S/N of about 30–40 per pixel set the constraint

$$\Delta\alpha_{\text{EM}}/\alpha_{\text{EM}} = (0.5 \pm 2.4) \times 10^{-6}, \quad z = 1.15. \quad (203)$$

The second constraint (Levshakov et al. 2007; Molaro et al. 2008b) was obtained from a system at  $z = 1.84$  toward Q 1101-264,  $\Delta\alpha_{\text{EM}}/\alpha_{\text{EM}} = (5.66 \pm 2.67) \times 10^{-6}$ . A potential systematic uncertainty is the relative shift of the wavelength calibration in the blue and the red arms of UVES where the distant Fe lines are recorded simultaneously (see, e.g., Molaro et al. 2008a for a discussion of the systematics of this analysis).

A long series of study, mostly motivated by the Large program with the VLT/UVES led to the construction of the dedicated data set. The actual measurements are all gathered in in Table 17 and we shall only give a short description of these works.

From her study on magnesium isotope abundances with the VLT/UVES Agafonova et al. (2011) set the strong constraint  $\Delta\alpha_{\text{EM}}/\alpha_{\text{EM}} = (-1.5 \pm 2.6) \times 10^{-6}$  in a system at  $z_{\text{abs}} = 1.5864$  towards HE0001-2340 mainly from FeII, SiII, AlII, AlIII, MgI and MgII.

Evans et al. (2014) observed 3 systems at  $z_{\text{abs}} = 1.143, 1.342$  and  $1.802$  in the direction of HS1549+1919 with 3 telescopes (VLT/UVES, Keck/HIRES and Subaru/HDS). The two low- $z$  systems are constrained thanks to FeII, MgI, and MgII while AlII, AlIII and FeII are used for the higher- $z$  system. The constraint for each system is obtained from the combination of 3 measurements Table 17 and the average on the 3 systems gives  $\Delta\alpha_{\text{EM}}/\alpha_{\text{EM}} = (-5.4 \pm 3.3 \pm 1.5_{\text{syst}}) \times 10^{-6}$  at  $1\sigma$  for the line of sight.

Songaila and Cowie (2014) used the Many Multiplet method on 3 quasar observed with Keck/HIRES with MgII and FeII lines at low- $z$  and CrII, ZnII, NiII and MnII lines at higher- $z$ . 8 systems with  $z$  between 0.7 and 1.5 along the 3 lines of sight are averaged while individual constraints at  $z_{\text{abs}} = 1.661$  and  $1.738$  are obtained for two lines of sight. They conclude that MnII, NiII and CrII give the most robust results and their constraints are gathered in Table 17.

The first result from the Large program with the VLT/UVES (Molaro et al. 2013) is the analysis of an absorption system at  $z_{\text{abs}} = 1.692$  towards H22217-2818 from 6 lines of AlII, III and FeII that led to  $\Delta\alpha_{\text{EM}}/\alpha_{\text{EM}} = (1.3 \pm 2.4 \pm 1.0_{\text{syst}}) \times 10^{-6}$ .

Murphy et al. (2016) analyzed 9 systems in which Zn and CrII are strong enough to constrain  $\Delta\alpha_{\text{EM}}/\alpha_{\text{EM}}$ , 3 of which are observed by both Keck/HIRES and VLT/UVES providing 12 independent data point with  $z \in [1.0-2.4]$ . The 11 independent constraints are gathered in Table 17 and the a weighted mean  $\Delta\alpha_{\text{EM}}/\alpha_{\text{EM}} = (1.2 \pm 1.7 \pm 0.9_{\text{syst}}) \times 10^{-6}$  at  $1\sigma$ .

Murphy and Cooksey (2017b) tackled the issue the long-range distortions of the wavelength calibration thanks to a supercalibration procedure at the Subaru Telescope/HDS. The first line of sight towards J0120+2133 enjoys 6 absorption systems, only three of which give a strong constraint on  $\alpha_{\text{EM}}$  and their average gives  $\Delta\alpha_{\text{EM}}/\alpha_{\text{EM}} = (2.53 \pm 2.87 \pm 2.10_{\text{syst}}) \times 10^{-6}$  along the line of sight.

From the analysis of OI, AlII, SiII and FeII with VLT/ESPRESSO in a damped Ly $\alpha$  system at  $z_{\text{abs}} = 2.34$  towards J0035-0918 Welsh et al. (2020) got  $\Delta\alpha_{\text{EM}}/\alpha_{\text{EM}} = (-1.2 \pm 1.1) \times 10^{-6}$ .

The system at redshift  $z_{\text{abs}} = 1.158$  towards the brightest southern quasar HE514-4414 is probably the most studied absorber for measuring possible cosmological variations of  $\alpha_{\text{EM}}$  since Quast et al. (2004) at VLT with UVES (Kotuš et al. 2017) and ESPRESSO (Murphy et al. 2022c) and HARPS at ESO 2.6m telescope (Milaković et al. 2020). The latter analysis made 3 advances on (i) the calibration, using both laser frequency comb and ThAr methods, (ii) the modelization of the spectra with artificial intelligence techniques and (iii) the introduction of additional parameters to measure  $\alpha_{\text{EM}}$  in each absorption component. They also dispatch their 47 measurements into 37 bins of  $\delta z = 10^{-4}$  to analyze the effects of the calibration. Their three measurements are summarized in Table 17. Combining their ESPRESSO results with 28 measurements from other spectrographs in which wavelength calibration errors have been mitigated, allowed Murphy et al. (2022c) to conclude  $\Delta\alpha_{\text{EM}}/\alpha_{\text{EM}} = (-0.5 \pm 0.5 \pm 0.4_{\text{syst}}) \times 10^{-6}$  in the redshift band  $0.6 - 2.4$ .



Lee et al. (2022a) examine the impact of blinding procedures applied in the recent analysis of the same data thanks to supercomputer Monte Carlo AI calculations to generate a large number of independently constructed models of the absorption complex. They conclude that to avoid bias, all future measurements must include  $\alpha_{\text{EM}}$  as a free parameter from the beginning of the modeling process.

Wilczynska et al. (2020) made the first measurements of  $\alpha_{\text{EM}}$  with a near-IR spectrograph, VLT/X-SHOOTER. Among the 11 absorption systems identified towards J1120+0641, 4 allowed for a measurement of  $\alpha_{\text{EM}}$  at redshift  $z_{\text{abs}} = 7.059$  (CIV, SiIV, NV), 6.171 (AlII, SiII, IV, FeII, MgII), 5.951 (FeII, MgII, SiII), and 5.507 (AlII, FeII, MgII, SiII) among a sample with a total of 323 measurements spanning the redshift range 0.2 to 0.71 on which they applied the MM method with  $\alpha_{\text{EM}}$  as a free fitting parameter with IA techniques. Data are gathered in Table 17 and the weighted mean value of  $\alpha_{\text{EM}}$  is and is  $\Delta\alpha_{\text{EM}}/\alpha_{\text{EM}} = (-2.18 \pm 7.27) \times 10^{-5}$ , consistent with the local value.

### 5.5.5 Summary of the observable constraints on $\alpha_{\text{EM}}$

The analysis of QSO spectra to infer constraints on the variation of  $\alpha_{\text{EM}}$  is difficult and has witnessed a lot of developments, in particular to understand all the systematics that can bias the analysis and lead to a spurious non-zero detection. The early Keck/HIRES and VLT/UVES observations and the lively debate between their discordant conclusions led to the development of the Large Program at the VLT and the construction of a dedicated data set.

Among the important advances for  $\alpha_{\text{EM}}$  measurements, we have mentioned – see e.g., Levshakov (2016); Milaković et al. (2022) for prospective discussions – (1) the control of the calibration, and in particular the joint use of laser frequency comb (Steinmetz et al. 2008; Schmidt et al. 2021) and ThAr lamps, the former leading to a wavelength calibration residuals six times smaller than when using the standard ThAr calibration; (2) the use of Artificial Intelligence and the use of genetic algorithm to develop automated pipelines (Bainbridge and Webb 2017; Lee et al. 2021; Webb et al. 2023) and (3) the use of additional model parameters to measure  $\alpha_{\text{EM}}$  in each individual absorption component in order to increase in statistical uncertainty.

The search for a better resolution is being investigated in many direction. With the a resolution of  $R \sim 40\,000$ , the line wavelengths can be determined with an accuracy of  $\sigma_{\lambda} \sim 1 \text{ m}\text{\AA}$ . This implies an accuracy of the order of  $10^{-5}$  on  $\Delta\alpha_{\text{EM}}/\alpha_{\text{EM}}$  for lines with typical  $q$ -coefficients. This limit can indeed be pushed to  $10^{-6}$  when more transitions or systems are used together. Any improvement is then related to the possibility to measure line positions with higher accuracy. This can be done by increasing  $R$  up to the point at which the narrowest lines in the absorption systems are resolved. The Bohlin formula (Bohlin et al. 1983) gives the estimates

$$\sigma_{\lambda} \sim \Delta\lambda_{\text{pix}} \left( \frac{\Delta\lambda_{\text{pix}}}{W_{\text{obs}}} \right) \frac{1}{\sqrt{N_e}} \left( \frac{M^{3/2}}{\sqrt{12}} \right),$$

where  $\Delta\lambda_{\text{pix}}$  is the pixel size,  $W_{\text{obs}}$  is the observed equivalent width,  $N_e$  is the mean number of photoelectron at the continuum level and  $M$  is the number of pixel covering the line profile. The metal lines have intrinsic width of a few km/s.

The developments of high resolution and ultras-stable spectrographs, such as EXPRESSO (Echelle Spectrograph for PREcision Super Stable Observation) (Cristiani et al. 2007; Pepe et al. 2013, 2021; Schmidt et al. 2021) on 4 VLT units are key developments with a resolution  $R \sim 145\,000$ . Projects such as CODEX (COsmic Dynamics EXplorer) on E-ELT (Molaro et al. 2006; Molaro 2009; Uzan et al. 2008a), ELET/HIRES (Maiolino et al. 2013) or ANDES (Martins et al. 2024) consider fundamental constants as both science and design drivers. ANDES shall be able to compare the values of fundamental constants up to 12 Gyr ago and 15 Gpc and provide a photon-limited uncertainty of about  $3 \times 10^{-7}$ , corresponding to 6 m/s relative line shifts, on their measurements.; see Fig. 3 of Martins et al. (2024) for synthetic spectra with  $\alpha_{\text{EM}}$  variation. Besides, it will provide measurement of molecular  $\text{H}_2$  allowing it to combine  $\alpha_{\text{EM}}$  and  $\mu$  measurements. At lower redshifts, ALMA may provide additional information (Fish et al. 2013; Tilanus et al. 2014).

As a concrete example, ESPRESSO was specifically designed to suppress wavelength calibration errors and allows for cm/s (photon-limited) calibration precision; see (Murphy et al. 2022b,c) for a description of the progresses it led to. As an example, the analysis of the single system HE 0515-4414 (Murphy et al. 2022b) reached a total uncertainty of 1.4 ppm, i.e., similar to the ensemble precision of the previous large samples of absorbers from HIRES and UVES that indicated variations at about the 5 ppm level (Webb et al. 2011) so that one can safely conclude that it arose from long-range distortions in the wavelength scale, as discussed above. Recently, Schmidt and Bouchy (2024) improved the calibration accuracy, to provide fully consistent measurements with a scatter of the order of a m/s ensuring that the instrument-related systematics can be nearly eliminated over most of the spectral range.

Thanks to this progresses to reach both an increasing precision of the laboratory measurements of the rest frame frequencies of the most sensitive molecular transitions, and an increasing sensitivity and spectral resolution of astronomical observations, one may hope to reach constraints at the level of  $10^{-8}$  for  $\alpha_{\text{EM}}$  and  $\mu$ .

## 5.6 Quasar absorption spectra: constraints on combination of $\alpha_{\text{EM}}$ , $\mu$ and $g_{\text{p}}$

### 5.6.1 $\text{H I-21 cm vs. UV: } x = g_{\text{p}}\alpha_{\text{EM}}^2\mu$

The comparison of UV heavy element transitions with the hyperfine H I transition allows to extract (Tzanavaris et al. 2005) a measurement of

$$x \equiv g_{\text{p}}\alpha_{\text{EM}}^2\mu,$$

since the hyperfine transition is proportional to  $\alpha_{\text{EM}}^2 g_p \mu^{-1} R_\infty$  while optical transitions are simply proportional to  $R_\infty$ . Hence constraints on the time variation of  $x$  can be obtained from high resolution 21 cm spectra compared to UV lines, e.g., of Si II, Fe II and/or Mg II, as first performed in [Wolfe et al. \(1976\)](#) in  $z \sim 0.524$  absorber.

Using 9 absorption systems, [Tsanavaris et al. \(2007\)](#) showed no evidence for any variation of  $x$ ,  $\Delta x/x = (-0.63 \pm 0.99) \times 10^{-5}$  for  $0.23 < z < 2.35$ . This constraint was criticized by [Kanekar et al. \(2006\)](#) on the basis that the systems have multiple components and that it is not necessary that the strongest absorption arises in the same component in both type of lines. However, the error analysis of [Tsanavaris et al. \(2007\)](#) tries to estimate the effect of the assumption that the strongest absorption arises in the same component. [Dent et al. \(2008\)](#) noticed that the systems lie in two widely-separated ranges and that the two samples have completely different scatter. Therefore it can be split into two samples of respectively 5 and 4 systems to get

$$\Delta x/x = (1.02 \pm 1.68) \times 10^{-5}, \quad 0.23 < z < 0.53, \quad (204)$$

$$\Delta x/x = (0.58 \pm 1.94) \times 10^{-5}, \quad 1.7 < z < 2.35. \quad (205)$$

In such an approach two main difficulties arise: (1) the radio and optical source must coincide (in the optical QSO can be considered pointlike and it must be checked that this is also the case for the radio source), (2) the clouds responsible for the 21 cm and UV absorptions must be localized in the same place. Therefore, the systems must be selected with care and today the number of such systems is small and are still actively looked for ([Petitjean et al. 2009a](#)).

The recent detection of 21 cm and molecular hydrogen absorption lines in the same damped Lyman- $\alpha$  system at  $z_{\text{abs}} = 3.174$  towards SDSS J1337+3152 constrains ([Srianand et al. 2010](#)) the variation  $x$  to  $\Delta x/x = -(1.7 \pm 1.7) \times 10^{-6}$  at  $z = 3.174$ . This system is unique since it allows for 21 cm, H<sub>2</sub> and UV observation so that in principle one can measure  $\alpha_{\text{EM}}$ ,  $x$  and  $\mu$  independently. However, as the H<sub>2</sub> column density was low, only Werner band absorption lines are seen so that the range of sensitivity coefficients is too narrow to provide a stringent constraint,  $\Delta\mu/\mu < 4 \times 10^{-4}$ . It was also shown that the H<sub>2</sub> and 21 cm are shifted because of the inhomogeneity of the gas, hence emphasizing this limitation. [Petitjean et al. \(2009a\)](#) also mentioned that 4 systems at  $z = 1.3$  sets  $\Delta x/x = (0.0 \pm 1.5) \times 10^{-6}$  and that another system at  $z = 3.1$  gives  $\Delta x/x = (0.2 \pm 0.5) \times 10^{-6}$ . Note also that the comparison ([Kanekar et al. 2010b](#)) with C I at  $z \sim 1.4-1.6$  towards Q0458-020 and Q2337-011, yields  $\Delta x/x = (6.8 \pm 1.0 \pm 6.7_{\text{syst}}) \times 10^{-6}$  over the band of redshift  $0 < \langle z \rangle \leq 1.46$ , but this analysis ignores an important wavelength calibration estimated to be of the order of  $6.7 \times 10^{-6}$ . It was argued that, using the existing constraints on  $\Delta\mu/\mu$ , this measurement is inconsistent with claims of a smaller value of  $\alpha_{\text{EM}}$  from the many-multiplet method, unless fractional changes in  $g_p$  are larger than those in  $\alpha_{\text{EM}}$  and  $\mu$ .

From the Green Bank Telescope digital data, [Darling \(2012\)](#) selected 10 objects with HI absorption lines with redshifts spanning from 0.09 to 0.69 with

the primary goal to compare literature analog spectra to contemporary digital spectra and then measure the time drift of redshift,  $\dot{z}$ . Besides, by comparing UV metal absorption lines (from the data by [Tsanavaris et al. \(2007\)](#)) to the 21 cm line from GBT allowed them to set constraints on a variation of  $x$ . Their seven data points are gathered in their Table 1 and summarized in Table 3 of [Martins \(2017\)](#). This leads to the average constraint

$$\Delta x/x = (-1.2 \pm 1.4) \times 10^{-6} \quad (206)$$

in the redshift range 0.24-2.04.

[Rahmani et al. \(2012\)](#) analyzed high resolution optical spectra from VLT/UVES and 21-cm absorption spectra from Giant Metrewave Radio Telescope and the Green Bank Telescope for 5 quasars with redshifts ranging from 1.17 to 1.56 and for which 21 cm has already been detected. The data of 4 out of 5 systems (towards J0501-0159, J1623+0718, J2340-0053 and J2358-1020) are used to constrain  $x$  and for 2 systems were confirmed thanks to Keck/HIRES spectra. They constrained the weighted and the simple means

$$\Delta x/x = (-0.1 \pm 1.3) \times 10^{-6}, \quad \text{and} \quad \Delta x/x = (0.0 \pm 1.5) \times 10^{-6} \quad (207)$$

for  $z \in [1.17, 1.56]$  with mean redshift  $\langle z \rangle = 1.36$ . We summarized the measurements for these 4 systems in Table 18.

### 5.6.2 H I vs. molecular transitions: $y \equiv g_p \alpha_{\text{EM}}^2$

The H I 21 cm hyperfine transition frequency is proportional to  $g_p \mu^{-1} \alpha_{\text{EM}}^2 R_\infty$  (see Sect. 5.1.1). On the other hand, the rotational transition frequencies of diatomic are inversely proportional to their reduced mass  $M$ . As on the example of Eq. (159) where we compared an electronic transition to a vibro-rotational transition, the comparison of the hyperfine and rotational frequencies is proportional to

$$\frac{\nu_{\text{hf}}}{\nu_{\text{rot}}} \propto g_p \alpha_{\text{EM}}^2 \frac{M}{m_p} \simeq g_p \alpha_{\text{EM}}^2 \equiv y,$$

where the variation of  $M/m_p$  is usually suppressed by a large factor of the order of the ratio between the proton mass and nucleon binding energy in nuclei, so that we can safely neglect it. The constraint on the variation of  $y$  is directly determined by comparing the redshift as determined from H I and molecular absorption lines,

$$\frac{\Delta y}{y} = \frac{z_{\text{mol}} - z_{\text{H}}}{1 + z_{\text{mol}}}.$$

This method was first applied ([Varshalovich and Potekhin 1996](#)) to the CO molecular absorption lines ([Wiklind and Combes 1997](#)) towards PKS 1413+135 to get  $\Delta y/y = (-4 \pm 6) \times 10^{-5}$  at  $z = 0.247$ . The most recent constraint ([Murphy et al. 2001b](#)) relies on the comparison of the published redshifts of two absorption systems determined both from H I and molecular absorption. The first is a system at  $z = 0.6847$  in the direction of B 0218+357 for which the

spectra of CO(1-2),  $^{13}\text{CO}(1-2)$ ,  $\text{C}^{18}\text{O}(1-2)$ , CO(2-3),  $\text{HCO}^+(1-2)$  and  $\text{HCN}(1-2)$  are available. They concluded that

$$\Delta y/y = (-0.16 \pm 0.54) \times 10^{-5} \quad z = 0.6847. \quad (208)$$

The second system is an absorption system in direction of PKS 1413+135 for which the molecular lines of CO(1-2),  $\text{HCO}^+(1-2)$  and  $\text{HCO}^+(2-3)$  have been detected. The analysis led to

$$\Delta y/y = (-0.2 \pm 0.44) \times 10^{-5}, \quad z = 0.247. \quad (209)$$

Carilli et al. (2000) obtains the constraints  $|\Delta y/y| < 3.4 \times 10^{-5}$  at  $z \sim 0.25$  and  $z \sim 0.685$ .

The radio domain has the advantage of heterodyne techniques, with a spectral resolution of  $10^6$  or more, and dealing with cold gas and narrow lines. The main systematics is the kinematical bias, i.e., that the different lines do not come exactly from the same material along the line of sight, with the same velocity. To improve this method one needs to find more sources, which may be possible with the radio telescope ALMA <sup>10</sup>.

### 5.6.3 OH - 18 cm: $F = g_p(\alpha_{\text{EM}}^2 \mu)^{1.57}$

Using transitions originating from a single species, as with SIDAM, allows to reduce the systematic effects. The 18 cm lines of the OH radical offers such a possibility (Chengalur and Kanekar 2003; Kanekar and Chengalur 2004).

The ground state,  $^2\Pi_{3/2}J = 3/2$ , of OH is split into two levels by  $\Lambda$ -doubling and each of these doubled level is further split into two hyperfine-structure states. Thus, it has two “main” lines ( $\Delta F = 0$ ) and two “satellite” lines ( $\Delta F = 1$ ). Since these four lines arise from two different physical processes ( $\Lambda$ -doubling and hyperfine splitting), they enjoy the same Rydberg dependence but different  $g_p$  and  $\alpha_{\text{EM}}$  dependencies. By comparing the four transitions to the H I hyperfine line, one can have access to

$$F \equiv g_p(\alpha_{\text{EM}}^2 \mu)^{1.57} \quad (210)$$

and it was also proposed to combine them with  $\text{HCO}^+$  transitions to lift the degeneracy.

Using the four 18 cm OH lines from the gravitational lens at  $z \sim 0.765$  toward J0134-0931 and comparing the H I 21 cm and OH absorption redshifts of the different components allowed to set the constraint (Kanekar et al. 2005)  $\Delta F/F = (-0.86 \pm 0.86) \times 10^{-5}$  at  $z_{\text{abs}} = 0.765$ . Combining with the constraint obtained by Chengalur and Kanekar (2003) in the lens toward B0218+357

$$\Delta F/F = (0.35 \pm 0.40) \times 10^{-5}, \quad z = 0.685, \quad (211)$$

this led to (Kanekar et al. 2005)  $\Delta F/F = (-0.44 \pm 0.36 \pm 1.0_{\text{syst}}) \times 10^{-5}$  at  $z_{\text{abs}} = 0.765$  where the second error is due to velocity offsets between OH and

<sup>10</sup> <http://www.eso.org/sci/facilities/alma/>

HI velocity dispersion of 3 km/s. Thanks to observations with deep Green Bank Telescope spectroscopy, [Kanekar et al. \(2012\)](#) concluded that

$$\Delta F/F = (-5.2 \pm 4.3) \times 10^{-6}, \quad z = 0.765. \quad (212)$$

A similar analysis ([Darling 2004](#)) in a system in the direction of PKS1413+135 gave

$$\Delta F/F = (0.51 \pm 1.26) \times 10^{-5}, \quad z = 0.2467. \quad (213)$$

From the first detection of OH in a system in a star-forming galaxy at  $z_{\text{abs}} = 0.0519$  toward QO248+430 and its combination with HI 21cm, [Gupta et al. \(2018\)](#) derived the constraint

$$\Delta F/F = (5.2 \pm 4.5) \times 10^{-6}, \quad z = 0.0519. \quad (214)$$

#### 5.6.4 Far infrared fine-structure lines: $F' = \alpha_{\text{EM}}^2 \mu$

Another combination ([Kozlov et al. 2008](#)) of constants can be obtained from the comparison of far infrared fine-structure spectra with rotational transitions, which respectively behaves as  $R_{\infty} \alpha_{\text{EM}}^2$  and  $R_{\infty} \bar{\mu} = R_{\infty}/\mu$  so that they give access to

$$F' = \alpha_{\text{EM}}^2 \mu.$$

A good candidate for the rotational lines is CO since it is the second most abundant molecule in the Universe after H<sub>2</sub>.

Using the CII fine-structure and CO rotational emission lines from the quasars J1148+5251 and BR 1202-0725, [Levshakov et al. \(2008b\)](#) concluded that

$$\Delta F'/F' = (0.1 \pm 1.0) \times 10^{-4}, \quad z = 6.42, \quad (215)$$

$$\Delta F'/F' = (1.4 \pm 1.5) \times 10^{-5}, \quad z = 4.69, \quad (216)$$

which represents the constraints at highest redshift. As usual, when comparing the frequencies of two different species, one must account for random Doppler shifts caused by non-identical spatial distributions of the two species. Several other candidates for microwave and FIR lines with good sensitivities are discussed in [Kozlov et al. \(2009\)](#). [Lentati et al. \(2013\)](#) used two sensitive observations toward these two systems. First, combining [CII] fine structure and CO(2-1) rotational transitions towards J1148+5251 taken with the Plateau de Bure Interferometer (PdBI) and Jansky Very Large Array (JVLA) respectively, led to

$$\Delta F'/F' = (-33 \pm 23) \times 10^{-5} \quad z = 6.42. \quad (217)$$

Then, combining [CII] fine structure and CO(2-1) transitions from BR1202-0725 and its sub-millimeter companion galaxy at  $z = 4.695$  taken with ALMA and the PdBI, they derived the constraint

$$\Delta F'/F' = (-5 \pm 15) \times 10^{-5}, \quad z = 4.69. \quad (218)$$

Curran et al. (2011) fit the observed [C I] and CO profiles of the redshifted systems known at the time in order to derive constraints on  $F'$ . They exhibit an anti-correlation between  $\Delta F'$  and the quality of the carbon detection and claim that “current instruments are incapable of the sensitivities required to measure changes in the constants through the comparison of CO and carbon lines” before studying the case for ALMA. We shall not describe their analysis further and refer to their Table 1. Their results for the 8 absorption systems they studied with absorption redshift between 2.285 and 4.11 are indeed included in our summary table 19.

The quasar host galaxy RXJ0911.4+0551 at  $z = 2.796$  is considered very attractive for  $F'$ -measurements since it emits very strong and narrow CO(7-6) and [C I] lines. Weiss et al. (2012) derived the constraint

$$\Delta F'/F' = (6.9 \pm 3.7) \times 10^{-6}, \quad z = 2.796. \quad (219)$$

Levshakov et al. (2012) use unique observations of the CO(7-6) rotational line and the [C I] a lensed galaxy HLSJ091828.6+514223 at redshift  $z = 5.243$  to derive the upper bound

$$|\Delta F'/F'| < 2 \times 10^{-5}. \quad (220)$$

From IRAM/NOEMA spectra of J0439+1634 at  $z = 6.519$  that exhibit four rotational transitions of CO(6-5), CO(9-8) and CO(10-9), Levshakov et al. (2020) used only the two first since the third is blended, together with [C I] and [C II] lines to get

$$\Delta F'/F' = (0.0 \pm 2.7) \times 10^{-5}. \quad (221)$$

Similarly from new ALMA observations of the quasar J2310+1855 at  $z = 6.003$  let them conclude that

$$\Delta F'/F' = (2.3 \pm 3.4) \times 10^{-5}. \quad (222)$$

#### 5.6.5 “Conjugate” satellite OH lines: $G = g_p(\alpha_{\text{EM}}^2 \mu)^{1.85}$

The satellite OH 18 cm lines are conjugate so that the two lines have the same shape, but with one line in emission and the other in absorption. This arises due to an inversion of the level of populations within the ground state of the OH molecule. This behavior has recently been discovered at cosmological distances and it was shown (Chengalur and Kanekar 2003) that a comparison between the sum and difference of satellite line redshifts probes

$$G = g_p(\alpha_{\text{EM}}^2 \mu)^{1.85}.$$

From the analysis of the two conjugate satellite OH systems at  $z \sim 0.247$  towards PKS 1413+135 and at  $z \sim 0.765$  towards PMN J0134-0931, it was concluded (Chengalur and Kanekar 2003) that

$$|\Delta G/G| < 7.6 \times 10^{-5} \quad z \sim 0.247. \quad (223)$$

It was also applied to a nearby system, Centaurus A, to give  $|\Delta G/G| < 1.6 \times 10^{-5}$  at  $z \sim 0.0018$ . A more recent analysis (Kanekar et al. 2010a) claims for a tentative evidence (with  $2.6\sigma$  significance, or at 99.1% confidence) for a smaller value of  $G$

$$\Delta G/G = (-1.18 \pm 0.46) \times 10^{-5} \quad z \sim 0.247$$

for the system towards PKS 1413+135. Further observation of the same system of the conjugate satellite OH-18cm lines at the Arecibo telescope, in emission (1720 MHz) and absorption (1612 MHz) by Kanekar et al. (2018) led however to the constraint

$$\Delta G/G = (0.97 \pm 1.52) \times 10^{-6}, \quad z = 0.2467. \quad (224)$$

Combined with their former data from the Arecibo Telescope and the Westerbork Synthesis Radio Telescope (Kanekar et al. 2010a), they concluded  $\Delta G/G = (-1.0 \pm 1.3) \times 10^{-6}$ .

One strength of this method is that it guarantees that the satellite lines arise from the same gas, preventing from velocity offset between the lines. Also, the shape of the two lines must agree if they arise from the same gas.

#### 5.6.6 Summary of the constraints on $x, y, F, F'$ and $G$

The constraints discussed in § 5.6.1 to 5.6.5 are summarized in Table 18 and Fig. 16 for each of the combination of  $g_p$ ,  $\alpha_{EM}$  and  $\mu$  as a function of the redshift of the absorption system.

### 5.7 Molecular absorption spectra and the electron-to-proton mass ratio

#### 5.7.1 Introduction

As was pointed out in Sect. 5.1, molecular lines can provide a test of the variation<sup>11</sup> (Thompson 1975) of  $\mu$  since rotational and vibrational transitions are respectively inversely proportional to their reduce mass and its square-root [see Eq. (159)].

While many molecules are observed in our molecules have been observed in pur local environment, only 19 diatomic molecules have been observed extragalactically and about 125 polyatomic molecules have been detected in the interstellar medium (McGuire 2018). There are two main issues to select the astrophysical molecules to be observed: (1) their sensitivity to a variation of  $\mu$  and (2) how abundant and “easy” to observe it is and (3) the intensity of the transition. This depends on both the intrinsic strength of the transition (i.e. its Einstein A coefficient) and the population of the lower energy states, i.e. of the temperature of the system. Unfortunately intergalactic absorption

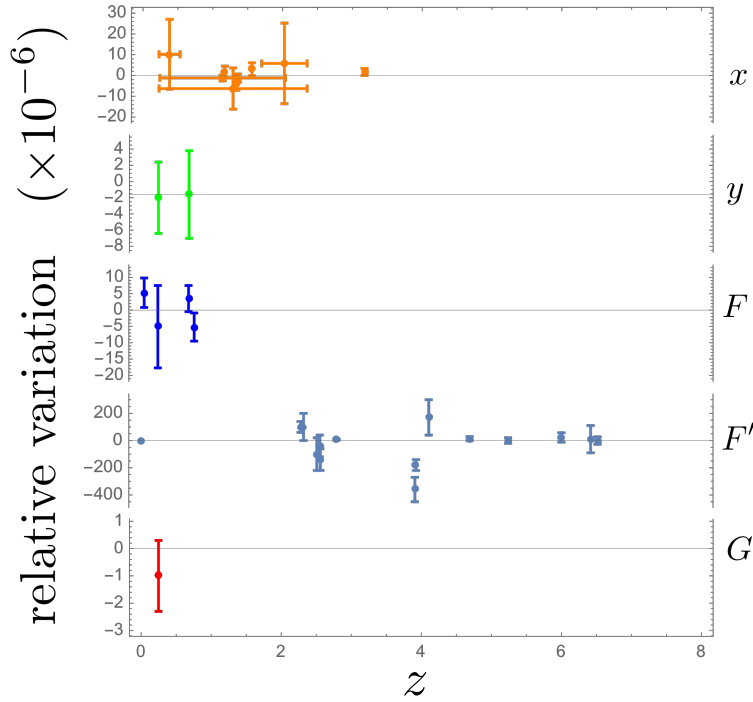
<sup>11</sup> Again,  $\mu$  is used either from  $m_e/m_p$  or  $m_p/m_e$  in the literature. In this review, it has been chosen to use  $\mu = m_p/m_e$  and  $\bar{\mu} = m_e/m_p$ .



	Object	$z_{\text{abs}}$	constraint	Reference
$x$	3 sources	0.23-2.35	$(-0.63 \pm 0.99) \times 10^{-5}$	Tsanavaris et al. (2007)
	5 sources	0.23-0.53	$(1.02 \pm 1.68) \times 10^{-5}$	Dent et al. (2008)
	4 sources	1.7-2.35	$(0.58 \pm 1.94) \times 10^{-5}$	Dent et al. (2008)
	J1337+3152	3.174	$(1.7 \pm 1.7) \times 10^{-6}$	Srianand et al. (2010)
	7 sources	0.24- 2.04	$(-1.2 \pm 1.4) \times 10^{-6}$	Darling (2012)
	J2358-1020	1.173	$(1.8 \pm 2.7) \times 10^{-6}$	Rahmani et al. (2012)
	J1623+0718	1.336	$(-3.7 \pm 3.4) \times 10^{-6}$	Rahmani et al. (2012)
	J2340-0053	1.361	$(-1.3 \pm 2.0) \times 10^{-6}$	Rahmani et al. (2012)
	J0501-0159	1.5605	$(3.0 \pm 3.1) \times 10^{-6}$	Rahmani et al. (2012)
$y$	PKS1413+135	0.247	$(-4 \pm 6) \times 10^{-5}$	Wiklind and Combes (1997)
			$(-0.2 \pm 0.44) \times 10^{-5}$	Murphy et al. (2001b)
	B0218+357	0.6847	$(-0.16 \pm 0.54) \times 10^{-5}$	Murphy et al. (2001b)
$F$	Q0248+430	0.0519	$(5.2 \pm 4.5) \times 10^{-6}$	Gupta et al. (2018)
	PKS1413+135	0.247	$(-0.51 \pm 1.26) \times 10^{-5}$	Darling (2004)
	B0218+357	0.685	$(0.35 \pm 0.4) \times 10^{-5}$	Chengalur and Kanekar (2003)
	J0134-0931	0.765	$(-0.44 \pm 0.36 \pm 1_{\text{syst}}) \times 10^{-5}$	Kanekar et al. (2005)
			$(-5.2 \pm 4.3) \times 10^{-6}$	Kanekar et al. (2012)
$F'$	J1024+4709	2.285	$(100 \pm 40) \times 10^{-6}$	Curran et al. (2011)
	J2135-0102	2.326	$(100 \pm 100) \times 10^{-6}$	Curran et al. (2011)
	J636+6612	2.517	$(-100 \pm 120) \times 10^{-6}$	Curran et al. (2011)
	H1413+117	2.558	$(-40 \pm 80) \times 10^{-6}$	Curran et al. (2011)
	J1401+0252	2.565	$(-140 \pm 80) \times 10^{-6}$	Curran et al. (2011)
	J0911+0551	2.796	$(6.9 \pm 3.7) \times 10^{-6}$	Weiss et al. (2012)
	APM0828+5255	3.913	$(-360 \pm 90) \times 10^{-6}$	Curran et al. (2011)
	MM1842+5938	3.930	$(-180 \pm 40) \times 10^{-6}$	Curran et al. (2011)
	PSS2322+1944	4.112	$(170 \pm 130) \times 10^{-6}$	Curran et al. (2011)
	BR1202-0725	4.695	$(1.4 \pm 1.5) \times 10^{-5}$	Levshakov et al. (2008b)
			$(-5 \pm 15) \times 10^{-5}$	Lentati et al. (2013)
	J0918+5142	5.243	$< 2 \times 10^{-5}$	Levshakov et al. (2012)
	J2310+1855	6.003	$(2.3 \pm 3.4) \times 10^{-5}$	Levshakov et al. (2020)
	J0439+1634	6.519	$(0.0 \pm 2.7) \times 10^{-5}$	Levshakov et al. (2020)
	J1148+5251	6.420	$(1 \pm 10) \times 10^{-5}$	Levshakov et al. (2008b)
			$(-33 \pm 23) \times 10^{-5}$	Lentati et al. (2013)
$G$	PKS1413+135	0.247	$(-1.18 \pm 0.46) \times 10^{-5}$	Kanekar et al. (2010a)
			$(0.97 \pm 1.52) \times 10^{-6}$	Kanekar et al. (2018)
			$(-1.0 \pm 1.3) \times 10^{-6}$	combined

**Table 18** Constraints on the combination of  $g_p$ ,  $\alpha_{\text{EM}}$  and  $\mu = m_p/m_e = 1/\bar{\mu}$ . The object determines the line of sight and the redshift refers to the absorption system. We recall that  $x \equiv \alpha_{\text{EM}}^2 g_p / \mu$ ,  $y \equiv g_p \alpha_{\text{EM}}^2$ ,  $F \equiv g_p (\alpha_{\text{EM}}^2 \mu)^{1.57}$ ,  $F' \equiv \alpha_{\text{EM}}^2 \mu$  and  $G = g_p (\alpha_{\text{EM}}^2 \mu)^{1.85}$ . The observations are ordered by increasing redshift and then by the date of the constraint for each system.

systems are usually low temperature. Moreover molecules with different sensitivities, with different signs, allow for a better control of the systematic effect and (4) the availability of telescope to measure those molecular spectral lines (while observing in the optical and radio band is quite easy from Earth, IR and far-IR band are important to study nearby systems and requires space observations).



**Fig. 16** Constraints on the variation of, from the top to bottom panels,  $x \equiv \alpha_{\text{EM}}^2 g_{\text{p}}/\mu$ ,  $y \equiv g_{\text{p}}\alpha_{\text{EM}}^2$ ,  $F \equiv g_{\text{p}}(\alpha_{\text{EM}}^2\mu)^{1.57}$ ,  $F' \equiv \alpha_{\text{EM}}^2\mu$  and  $G = g_{\text{p}}(\alpha_{\text{EM}}^2\mu)^{1.85}$  as function of the redshift of the absorption system, as summarized in Table 18.

For almost 3 decades, vibrorotational lines of  $\text{H}_2$  were the sole method to access  $\mu$  but  $\text{H}_2$  absorbers were difficult to detect even though it is the most abundant molecule in the universe. Today about 10 absorption systems have been extensively studied with inclusion of  $\text{H}_2$  and HD transitions (Ubachs 2018). However so far one has been unable to observe  $\text{H}_2$  directly at systems below redshift 2. It is now complemented by constraints arising from ammonia (2 systems), methanol (Milky Way+1 system), carbon monoxide (2 systems) and preliminary results from oxygenated water and methylamine.

Intensive works have been performed to compute the sensitivities of the required transitions and to compile data on molecular spectra of the highest accuracy. We refer e.g. to Ubachs et al. (2016); Ubachs (2018); Ubachs et al. (2019) for  $\text{H}_2$  and HD spectra and to Kozlov and Levshakov (2013) for the computation of the sensitivities of CH, OH,  $\text{NH}^+$ ,  $\text{NH}_3$ ,  $\text{ND}_3$ ,  $\text{NH}_2\text{D}$ ,  $\text{NHD}_2$ ,  $\text{H}_2\text{O}_2$ ,  $\text{H}_3\text{O}^+$ ,  $\text{CH}_3\text{OH}$ , and  $\text{CH}_3\text{NH}_2$ , Yurchenko et al. (2013) for  $\text{CH}_4$ . Syme et al. (2020); Syme and McKemmish (2020) compile the sensitivities of all

diatomic molecules that have been observed astrophysically. These works have exhibited many candidates.

From a theoretical point of view, constraints from molecules are complementary to those from atoms since molecules are usually found in denser environment. Hence comparison of  $\mu$  constraints from atoms and molecules allow one to question the chameleon mechanism (see § 3.2) and independent constraints on  $\mu$  and  $\alpha_{\text{EM}}$  allows one to test unification scenarios of coupled variations (see § 4.5).

### 5.7.2 Constraints with $\text{H}_2$

$\text{H}_2$  is the most abundant molecule in the universe and there were many attempts to use its absorption spectra to put constraints on the time variation of  $\mu$  despite the fact that  $\text{H}_2$  is very difficult to detect (Noterdaeme et al. 2007). As proposed in Varshalovich and Levshakov (1993), the sensitivity of a vibro-rotational wavelength to a variation of  $\mu$  can be parameterized as

$$\lambda_i = \lambda_i^0 (1 + z_{\text{abs}}) \left( 1 + K_i \frac{\Delta\mu}{\mu} \right),$$

where  $\lambda_i^0$  is the laboratory wavelength (in the vacuum) and  $\lambda_i$  is the wavelength of the transition  $i$  in the rest-frame of the cloud, that is at a redshift  $z_{\text{abs}}$  so that the observed wavelength is  $\lambda_i/(1+z_{\text{abs}})$ .  $K_i$  is a sensitivity coefficient analogous to the  $q$ -coefficient introduced in Eq. (195), but with different normalization since in the parameterisation we would have  $q_i = \omega_i^0 K_i/2$ ,

$$K_i \equiv \frac{d \ln \lambda_i}{d \ln \mu}$$

corresponding to the Lyman and Werner bands of molecular hydrogen. From this expression, one can deduce that the observed redshift measured from the transition  $i$  is simply

$$z_i = z_{\text{abs}} + b K_i, \quad b \equiv -(1 + z_{\text{abs}}) \frac{\Delta\mu}{\mu},$$

which implies in particular that  $z_{\text{abs}}$  is not the mean of the  $z_i$  if  $\Delta\mu \neq 0$ . Indeed  $z_i$  is measured with some uncertainty of the astronomical measurements  $\lambda_i$  and by errors of the laboratory measurements  $\lambda_i^0$ . But if  $\Delta\mu \neq 0$  there must exist a correlation between  $z_i$  and  $K_i$  so that a linear regression of  $z_i$  (measurement) as a function of  $K_i$  (computed) allows to extract  $(z_{\text{abs}}, b)$  and their statistical significance. We refer to Sect. V.C of FVC03 (Uzan 2003a) for earlier studies.

A first analysis of VLT/UVES of the molecular hydrogen of two damped Lyman- $\alpha$  absorption systems at  $z = 2.3377$  and  $3.0249$  in the direction of two quasars (Q1232+082 and Q0347-383) showed (Ivanchik et al. 2002) a slight indication of a variation,  $\Delta\mu/\mu = (5.7 \pm 3.8) \times 10^{-5}$  at  $1.5\sigma$  for the combined

analysis. The lines were selected so that they are isolated, unsaturated and unblended (using only 12 lines over 50 detected for the first quasar and 18 over 80 for the second ) and the two selected spectra had no transition in common. The authors performed their analysis with two laboratory catalogs and got different results, pointing out that the errors on the laboratory wavelengths are comparable to those of the astronomical measurements.

It was further improved with an analysis of two absorption systems at  $z = 2.5947$  and  $z = 3.0249$  in the directions of Q0405-443 and Q 0347-383 observed with the VLT/UVES spectrograph. The same selection criteria were applied, letting respectively 39 (out of 40) and 37 (out of 42) lines for each spectrum and 7 transitions in common. The combined analysis of the two systems led (Ivanchik et al. 2005)  $\Delta\mu/\mu = (1.65 \pm 0.74) \times 10^{-5}$  or  $\Delta\mu/\mu = (3.05 \pm 0.75) \times 10^{-5}$ , according to the laboratory measurements that were used. The same data were reanalyzed with new and highly accurate measurements of the Lyman bands of  $H_2$ , which implied a reevaluation of the sensitivity coefficient  $K_i$ . It leads to the two constraints (Reinhold et al. 2006)

$$\Delta\mu/\mu = (2.78 \pm 0.88) \times 10^{-5}, \quad z = 2.59, \quad [\text{Q00405-443}] \quad (225)$$

$$\Delta\mu/\mu = (2.06 \pm 0.79) \times 10^{-5}, \quad z = 3.02, \quad [\text{Q0347-383}] \quad (226)$$

leading to a  $3.5\sigma$  detection for the weighted mean  $\Delta\mu/\mu = (2.4 \pm 0.66) \times 10^{-5}$ . The authors of Reinhold et al. (2006) do not claim for a detection and are cautious enough to state that systematics dominate the measurements. (King et al. 2008) employed a comprehensive fitting method for these 2 quasars to which they added a new system at  $z_{\text{abs}} = 2.81$  in direction of Q0528-250, to get.

$$\Delta\mu/\mu = (10.1 \pm 6.2) \times 10^{-6}, \quad z = 2.59, \quad [\text{Q00405-443}] \quad (227)$$

$$\Delta\mu/\mu = (-1.4 \pm 3.9) \times 10^{-6}, \quad z = 2.80, \quad [\text{Q0528-250}] \quad (228)$$

$$\Delta\mu/\mu = (5.2 \pm 7.4) \times 10^{-6}, \quad z = 3.02, \quad [\text{Q0347-383}] \quad (229)$$

with a weighted mean of  $(2.6 \pm 3.0) \times 10^{-6}$  at  $z \sim 2.81$ . Concerning Q0347-383, Thompson et al. (2009) and Thompson (2009) reanalyzed the data using an advanced line-by-line method to get

$$\Delta\mu/\mu = (-28 \pm 16) \times 10^{-6}, \quad z = 3.02, \quad [\text{Q0347-383}]. \quad (230)$$

New observations led to the bound (Wendt and Reimers 2008)  $|\Delta\mu/\mu| < 4.9 \times 10^{-5}$  at a  $2\sigma$ , thus contradicting (226), and then Wendt and Molaro (2011) derived  $\Delta\mu/\mu = (15 \pm 9 \pm 6_{\text{syst}}) \times 10^{-6}$  at  $z = 3.02$  towards Q0347-383 while Wendt and Molaro (2012) improved to

$$\Delta\mu/\mu = (4.3 \pm 7.2) \times 10^{-6}, \quad z = 3.02, \quad [\text{Q0347-383}], \quad (231)$$

leading to a weighted mean of the four most accurate results of  $\Delta\mu/\mu = (5.1 \pm 4.5) \times 10^{-6}$  (Ubachs et al. 2016).

Concerning Q0528-250, renewed VLT observation (King et al. 2011) concluded from the analysis of Using 76 H<sub>2</sub> and 7 HD transitions

$$\Delta\mu/\mu = (0.3 \pm 3.2 \pm 1.9_{\text{syst}}) \times 10^{-6} \quad z = 2.80, \quad [\text{Q0528-250}]. \quad (232)$$

so that an average value is  $\Delta\mu/\mu = (-0.5 \pm 2.7) \times 10^{-6}$  (Ubachs et al. 2016).

Concerning Q1232+082, from the analysis of VLT/UVES observations of 106 H<sub>2</sub> and HD lines with a comprehensive fitting technique, Daprà et al. (2017b) concluded that

$$\Delta\mu/\mu = (19 \pm 9 \pm 5_{\text{syst}}) \times 10^{-6} \quad z = 2.34, \quad [\text{Q1232+082}]. \quad (233)$$

A line-by-line analysis of Q00405-443 (Thompson et al. 2009) gave

$$\Delta\mu/\mu = (0.6 \pm 10) \times 10^{-6}. \quad z = 2.59, \quad [\text{Q00405-443}], \quad (234)$$

leading to an average value of  $\Delta\mu/\mu = (7.5 \pm 5.3) \times 10^{-6}$  (Ubachs et al. 2016).

The molecular system at  $z = 2.059$  toward J2123-0050 was observed by the HIRES spectrometer at the Keck telescope. It exhibited 86 H<sub>2</sub> transitions and 7 HD transitions. The analysis by (Malec et al. 2009) concluded that

$$\Delta\mu/\mu = (5.6 \pm 5.5 \pm 2.7_{\text{syst}}) \times 10^{-6}, \quad z = 2.059, \quad [\text{J2123-0050}]. \quad (235)$$

An independent spectrum was obtained with the VLT/UVES for 90 H<sub>2</sub> lines and 6 HD lines from which van Weerdenburg et al. (2011) derived the constraint

$$\Delta\mu/\mu = (8.5 \pm 3.6 \pm 2.2_{\text{syst}}) \times 10^{-6}, \quad z = 2.059, \quad [\text{J2123-0050}]. \quad (236)$$

Averaging over these two independent results Ubachs et al. (2016) lead to  $\Delta\mu/\mu = (7.6 \pm 3.5) \times 10^{-6}$  for J2123-0050.

Rahmani et al. (2013) observed a system at  $z_{\text{abs}} = 2.4018$  towards HE0027-1836 with VLT over 3 years to obtain

$$\Delta\mu/\mu = (-7.6 \pm 10.2) \times 10^{-6}, \quad z = 2.4018, \quad [\text{HE0027-1836}]. \quad (237)$$

The system at  $z_{\text{abs}} = 2.659$  in the direction of J0643-5041 exhibiting a single H<sub>2</sub> absorption feature, that was analyzed in a line-by-line analysis by Albornoz Vázquez et al. (2014); Rahmani et al. (2014a) from high-resolution VLT-UVES data from more than 23 hours exposure, to get  $\Delta\mu/\mu = (7.4 \pm 4.3 \pm 5.1_{\text{syst}}) \times 10^{-6}$ . Reanalyzed by Bagdonaite et al. (2014b) it gave  $\Delta\mu/\mu = (12.7 \pm 4.5 \pm 4.2_{\text{syst}}) \times 10^{-6}$  and Ubachs et al. (2016) adopts the mean value

$$\Delta\mu/\mu = (10.3 \pm 4.6) \times 10^{-6}, \quad z = 2.659 \quad [\text{J0643-5041}], \quad (238)$$

which corresponds to  $(7.4 \pm 6.7) \times 10^{-6}$  after combining the uncertainties.

The absorption system at  $z = 2.426$  in direction of Q2348-011 has a complex velocity structure featuring at least 7 H<sub>2</sub> absorption sub-systems. Analyzed by Bagdonaite et al. (2012) it leads to

$$\Delta\mu/\mu = (-6.8 \pm 27.8) \times 10^{-6}, \quad z = 2.426, \quad [\text{Q2348-011}]. \quad (239)$$

The analysis of an absorption system at  $z_{\text{abs}} = 2.69$  towards J1237+064 which exhibits 3 clouds with 137 lines of  $\text{H}_2$  and HD was analyzed by [Daprà et al. \(2015\)](#) to give

$$\Delta\mu/\mu = (-5.4 \pm 6.3 \pm 4.0_{\text{syst}}) \times 10^{-6}, \quad z = 2.69, \quad [\text{J1237+064}] \quad (240)$$

and [Ubachs et al. \(2016\)](#) adopt  $(-5.4 \pm 7.2) \times 10^{-6}$  after combining the uncertainties.

The high redshift system at  $z_{\text{abs}} = 4.224$  in the direction of J1443+2724 was observed by VLT/UVES. Combining archival data ([Ledoux et al. 2006](#)) with 2013-data by [Bagdonaite et al. \(2015\)](#) to get

$$\Delta\mu/\mu = (-9.5 \pm 5.4 \pm 5.3_{\text{syst}}) \times 10^{-6}, \quad z = 4.224 \quad [\text{J1443+2724}] \quad (241)$$

which corresponds to  $(-9.5 \pm 7.5) \times 10^{-6}$  after combining the uncertainties.

Note that the detection of several deuterated molecular hydrogen HD transitions makes it possible to test the variation of  $\mu$  in the same way as with  $\text{H}_2$  but in a completely independent way, even though today it has been detected only in 2 places in the universe. The sensitivity coefficients have been published in [Ivanov et al. \(2009\)](#) and HD was first detected by [Noterdaeme et al. \(2007\)](#). HD was recently detected ([Srianand et al. 2008](#)) together with CO and  $\text{H}_2$  in a DLA cloud at a redshift of 2.418 toward SDSS1439+11 with 5 lines of HD in 3 components together with several  $\text{H}_2$  lines in 7 components. It allowed to set the  $3\sigma$  limit of  $|\Delta\mu/\mu| < 9 \times 10^{-5}$  ([Petitjean et al. 2009b](#)). Even though the small number of lines does not allow to reach the level of accuracy of  $\text{H}_2$  it is a very promising system in particular to obtain independent measurements.

This method is subject to important systematic errors among which (1) the sensitivity to the laboratory wavelengths (since the use of two different catalogs yield different results [[Reinhold et al. 2006](#)]), (2) the molecular lines are located in the Lyman- $\alpha$  forest where they can be strongly blended with intervening H I Lyman- $\alpha$  absorption lines, which requires a careful fitting of the lines ([King et al. 2008](#)) since it is hard to find lines that are not contaminated. From an observational point of view, very few damped Lyman- $\alpha$  systems have a measurable amount of  $\text{H}_2$  so that only a dozen systems is actually known even though more systems will be obtained soon ([Petitjean et al. 2009a](#)).

To finish, the sensitivity coefficients are usually low, typically of the order of  $10^{-2}$ . Some advantages of using  $\text{H}_2$  arise from the fact there are several hundred available  $\text{H}_2$  lines so that many lines from the same ground state can be used to eliminate different kinematics between regions of different excitation temperatures. The overlap between Lyman and Werner bands also allow to reduce the errors of calibration.

### 5.7.3 Amonia observations

Amonia is one of the most abundant polyatomic molecules observed in the interstellar medium. Unfortunately only two extragalactic sources, B0218+357 and PKS1830-211, are known and both are in low redshift galaxies. Following

the idea proposed by [van Veldhoven et al. \(2004\)](#) to use inversion transition in  $\text{ND}_3$  to probe a variation of  $\mu$ , ([Flambaum and Kozlov 2007a,b](#)) adapted this technique to compute inversion spectrum of  $\text{NH}_3$  and show that this allows for a better sensitivity to  $\mu$  (see [Owens et al. \(2016a\)](#) for extensive computation of the sensitivity coefficients). The inversion vibro-rotational mode is described by a double well with the first two levels below the barrier. The tunneling implies that these two levels are split in inversion doublets. It was concluded that the inversion transitions scale as  $\nu_{\text{inv}} \sim \bar{\mu}^{4.46}$ , compared with a rotational transition, which scales as  $\nu_{\text{rot}} \sim \bar{\mu}$ . This implies that the redshifts determined by the two types of transitions are modified according to  $\delta z_{\text{inv}} = 4.46(1 + z_{\text{abs}})\Delta\mu/\mu$  and  $\delta z_{\text{rot}} \sim (1 + z_{\text{abs}})\Delta\mu/\mu$  so that

$$\Delta\mu/\mu = 0.289 \frac{z_{\text{inv}} - z_{\text{rot}}}{1 + z_{\text{abs}}}.$$

For the first quasar absorption system displaying  $\text{NH}_3$  at  $z = 0.68466$  in the direction of B0218+357, a first analysis ([Flambaum and Kozlov 2007a](#)) estimated from the published redshift uncertainties that a precision of  $\sim 2 \times 10^{-6}$  on  $\Delta\mu/\mu$  can be achieved. A detailed measurement ([Murphy et al. 2008a](#)) of the ammonia inversion transitions by comparison to HCN and  $\text{HCO}^+$  rotational transitions concluded that

$$\Delta\mu/\mu = (0.74 \pm 0.47 \pm 0.76_{\text{syst}}) \times 10^{-6}, \quad z = 0.685, \quad [\text{B0218+357}] \quad (242)$$

which corresponds to the  $2\sigma$  bound on the variation of  $\mu$ ,  $|\Delta\mu/\mu| < 1.8 \times 10^{-6}$ . Combining inversion ( $\text{NH}_3$ ) and rotational (CS,  $\text{H}_2\text{CO}$ ) absorption lines detected with the Green Bank Telescope allowed [Kanekar \(2011\)](#) to conclude that

$$\Delta\mu/\mu = (-0.35 \pm 0.12) \times 10^{-6}, \quad z = 0.685, \quad [\text{B0218+357}] \quad (243)$$

For the second known system, the analysis of the comparison of  $\text{NH}_3$  to  $\text{HC}_3\text{N}$  spectra was performed toward the gravitational lens system PKS 1830-211 ( $z \simeq 0.89$ ), which is a much more suitable system, with 10 detected  $\text{NH}_3$  inversion lines and a forest of rotational transitions. [Henkel et al. \(2009\)](#) reached the conclusion that

$$|\Delta\mu/\mu| < 1.4 \times 10^{-6}, \quad z = 0.89, \quad [\text{PKS 1830-211}] \quad (244)$$

at a  $3\sigma$  level. From a comparison of the ammonia inversion lines with the  $\text{NH}_3$  rotational transitions, it was concluded ([Menten et al. 2008](#))

$$|\Delta\mu/\mu| < 3.8 \times 10^{-6}, \quad z = 0.89, \quad [\text{PKS 1830-211}] \quad (245)$$

at 95% C.L. Recent works [Owens et al. \(2015b, 2016b\)](#) took into account that the rotational energy levels of ammonia exhibit a non-negligible centrifugal distortion dependence, which was disregarded. This correction, the single sensitivity  $K = 4.46$  is replaced with a range of sensitivities ranging from 4.3 to 4.9. From the spectroscopic measurements by [Henkel et al. \(2008\)](#), the reanalysis of this system ([Bagdonaite 2015](#)) led to  $\Delta\mu/\mu = (1.1 \times 7.0) \times 10^{-6}$ .

One strength of this analysis is to focus on lines arising from only one molecular species but it was mentioned that the frequencies of the inversion lines are about 25 times lower than the rotational ones, which might cause differences in the absorbed background radio continuum. From a survey with the Australia Telescope Compact Array [Muller et al. \(2011\)](#) detected 28 different molecules toward the south-west absorption region, located about 2 kpc from the center, making this system the one with the largest number of detected molecular species of any extragalactic object at the time of the work. The analysis of the inversion lines of ammonia led to

$$\Delta\mu/\mu = (-2.04 \pm 0.74) \times 10^{-6}, \quad z = 0.89, \quad [\text{PKS 1830-211}] \quad (246)$$

assuming no time variations between the different observations.

#### 5.7.4 Methanol observations

[Levshakov et al. \(2011\)](#) identified methanol as a tracer of  $\mu$ . They point out that its spectrum includes purely rotational transitions as well as transitions with contributions of the internal degrees of freedom associated with the hindered rotation of OH and that the latter is highly sensitive to  $\mu$ . Sensitivity coefficients are calculated and shown to range between -88 and 330, and application to the Milky Way (see § 8.2.3 below). Note that there are 2 types of methanol: in E-type, one of the protons in the hydrogen atoms of the CH<sub>3</sub> group has an antiparallel nuclear spin with respect to the others while in A-type methanol, the nuclear spins of the three protons in the CH<sub>3</sub> methyl group are parallel. The two methanol types have different transition frequencies and may arise in different physical environments and have both been observed in molecular clouds. Recently, [Agafonova et al. \(2024\)](#) presented the simultaneous observations of Class I methanol masers at 25, 36, and 44 GHz towards 22 Galactic targets thanks to the Effelsberg 100-m telescope.

This led [Jansen et al. \(2011\)](#) to conclude that the 6.7 and 12.2 GHz masers transitions in methanol, corresponding to the transitions  $5_1 \rightarrow 6_0A^+$  and  $2_0 \rightarrow 3_{-1}$ , are among the brightest radio objects in the sky and enjoy a sensitivity of  $K_\mu = -42$  and  $K_\mu = -33$  respectively, making methanol an excellent candidate to constrain the variation of fundamental constants. The first detection of methanol at cosmological distance ([Muller et al. 2011](#)) in the molecular system located in the disk of a spiral galaxy at  $z_{\text{abs}} = 0.8859$  in direction of the quasar PKS1830-211. They concluded that

$$\Delta\mu/\mu = (-1.95 \pm 0.47) \times 10^{-6} \quad z = 0.8859 \quad [\text{PKS1830-211}]. \quad (247)$$

While a  $4\sigma$  detection in agreement with their NH<sub>3</sub> results, [Muller et al. \(2011\)](#) considered their results as “tentative”. Taking into account the velocity dispersion of a large number of molecular species, they concluded  $|\Delta\mu/\mu| < 4 \times 10^{-6}$ . The first constraint based only on methanol was obtained by [Ellingsen et al. \(2012\)](#) from the observation of the former transitions in the same system to get

$$\Delta\mu/\mu = (0.8 \pm 2.1) \times 10^{-7} \quad z = 0.8859 \quad [\text{PKS1830-211}] \quad (248)$$



which corresponds to a  $3\sigma$ - upper bound of  $6.3 \times 10^{-7}$ . [Bagdonaite et al. \(2013b\)](#) combined the 12.2 GHz line with nine other transitions and performed a detailed analysis to the error budget to conclude that

$$\Delta\mu/\mu = (0.0 \pm 1.0) \times 10^{-7} \quad z = 0.8859 \quad [\text{PKS1830-211}]. \quad (249)$$

After a study of the systematic effects of chemical segregation, excitation temperature, frequency dependence and time variability of the background source are quantified, [Bagdonaite et al. \(2013a\)](#) concluded that

$$\Delta\mu/\mu = (1.5 \pm 1.5) \times 10^{-7} \quad z = 0.8859 \quad [\text{PKS1830-211}]. \quad (250)$$

These studies did not test whether the different lines arise from the same region of the gas. [Kanekar et al. \(2015\)](#) actually concluded from their VLA spectrum that the 12.2 GHz line has different properties than the 3 other transitions they consider ( $0_0 \rightarrow 1_0\text{E}$  at 48.382,  $0_0 \rightarrow 1_0\text{A}^+$  at 48.377 and  $2_{-1} \rightarrow 1_0\text{E}$  at 60.531 GHz) and shall not be included in the analysis since it introduces a bias. From these 3 lines they deduced that

$$|\Delta\mu/\mu| < 4 \times 10^{-7} \quad (251)$$

at  $2\sigma$  and that including the 12.2 GHz line would bias the result to  $\Delta\mu/\mu = (-2.9 \pm 5.7) \times 10^{-8}$ . Indeed, for gravitational lensed systems, additional systematics which have to be considered since, even though lensing is achromatic, the structure of the background quasar being lensed does vary both with frequency and time. Thanks to observations up to a few milliarcseconds [Marshall et al. \(2017\)](#) resolved the northeastern and southwestern as well as the Einstein ring (The quasar jet has a steep spectral index and in PKS B1830-211 it is this which causes an Einstein ring to be present only at lower frequencies). [Muller et al. \(2021\)](#) confirmed that methanol is detected in only one, the southwest, of the two lines of sight. The observation of 14 transitions of methanol, five of the A-form and nine of the E-form with ALMA allowed them to set the  $1\sigma$  constraint

$$\Delta\mu/\mu = (-1.8 \pm 1.2) \times 10^{-7} \quad z = 0.8859 \quad [\text{PKS1830-211}], \quad (252)$$

corresponding to at  $|\Delta\mu/\mu| < 3.6 \times 10^{-7}$  at  $3\sigma$ .

In conclusion, methanol offers the advantage of a test based on a single species, avoiding the location bias of multi-species techniques. But for now it has been observed in a single absorption system that has been shown to be subject to many disturbing phenomena such as the time variability of the background blazar and the existence of chromatic substructures.

### 5.7.5 CO observations

CO is the second most abundant molecule in gas form in the universe. From the study of transitions from electronic A-X, [Salumbides et al. \(2012\)](#) suggested to use the electronic  $\text{A}^1\Pi - \text{X}^1\Sigma^+$  transition in CO to supplement  $\text{H}_2$  even

though their sensitivities are low (Daprà et al. 2016) and thus expected to set less stringent constraints.

A combined analysis of CO and H<sub>2</sub> in a system at  $z_{\text{abs}} = 2.69$  towards J1237+0647 observed with the VLT/UVES. Thirteen CO vibrational bands in this absorber were detected set the constraints

$$\Delta\mu/\mu = (0.7 \pm 1.6 \pm 0.5_{\text{syst}}) \times 10^{-5} \quad [\text{J1237+0647}] \quad (253)$$

from the analysis of CO only while it reaches

$$\Delta\mu/\mu = (-5.6 \pm 5.6 \pm 3.1_{\text{syst}}) \times 10^{-6} \quad [\text{J1237+0647}] \quad (254)$$

once combined with H<sub>2</sub> lines in the same system

From observations of 8 vibrational singlet-singlet bands and 1 singlet-triplet band of carbon monoxide in the spectrum of a damped Lyman- $\alpha$  system at  $z = 2.52$  towards quasar SDSS J000015.16+004833.2 with VLT/UVES and correction for long-range wavelength scale distortions using the supercalibration technique, Daprà et al. (2017c) concluded that

$$\Delta\mu/\mu = (1.8 \pm 2.2 \pm 0.4_{\text{syst}}) \times 10^{-5} \quad [\text{J0000+0048}] \quad (255)$$

using a comprehensive fitting technique.

So far, only two systems have been studied while optical absorption bands of CO have been detected in 6 absorption systems at redshifts larger than 1, SDSS J16045+2203 (Noterdaeme et al. 2008), SDSS J0857+1855, SDSS J1047+2057, SDSS J1705+3543 (Noterdaeme et al. 2011), SDSS J1439+1117 (Srianand et al. 2008) and SDSS J1237+0647 (Noterdaeme et al. 2010).

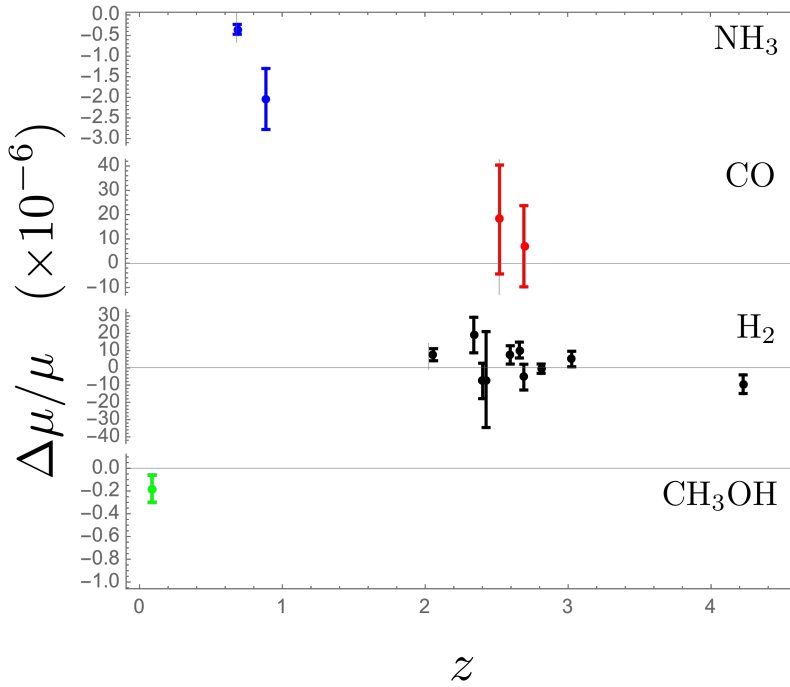
### Other molecules

Ilyushin et al. (2012) identified enhancement of the sensitivity to  $\mu$  in torsion-wagging-rotation transitions in the ground state of methylamine (CH<sub>3</sub>NH<sub>2</sub>) due to energy cancellations between internal rotational, overall rotational and inversion energy splitting. This molecule is present in our Galaxy and in a system at  $z_{\text{abs}} = 0.8859$  in direction of the quasar PKS1830-211 (Muller et al. 2011). Using 3 transitions at 78.135, 79.008 and 89.956 GHz with  $k_{\mu} = -0.87$  for the first two and  $-1.4$  for the third, Ilyushin et al. (2012) concluded that  $|\Delta\mu/\mu| < 9 \times 10^{-6}$ . Combining with the radial velocity of the methanol line at 60.531 GHz in methanol ( $K_{\mu} = -7.4$ , Jansen et al. (2011)), they conclude that  $|\Delta\mu/\mu| < 10^{-6}$ , with the caveat that the two molecules may not be distributed in the same region of the absorption system.

The detection of H<sub>2</sub>O<sub>2</sub> in interstellar clouds have been reported by Bergman et al. (2011). It has been identified as a good candidate for testing variation of  $\mu$  (Kozlov 2011; Polyansky et al. 2013) since the estimations of the sensitivity coefficients of its microwave transitions lead to a largest coefficient for 14.8 GHz transition is  $K_{\mu} = 37$ .

### Summary and further possibilities

All the constraints obtained in this section are summarized in Table 19, showing the tremendous progresses of the observation of the molecular absorption spectra. Molecular  $\text{H}_2$  observations allowing one to reach  $10^{-8}$  are expected from the E-ELT/ANDES spectrograph [Martins et al. \(2024\)](#). We refer to [Chen et al. \(2019\)](#) for the prospects on methanol observation with the FAST telescope. Let us also mention that FIR lines are expected to be observed by a new generation of telescopes such as HERSCHEL<sup>12</sup> and that surveys in radio are being carried out so that the number of known redshift OH, HI and  $\text{HCO}^+$  absorption systems will increase. For instance the future Square Kilometer Array (SKA) will be able to detect relative changes of the order of  $10^{-7}$  in  $\alpha_{\text{EM}}$ .



**Fig. 17** Molecular absorption spectra constraints on the variation  $\mu = m_p/m_e$  from  $\text{H}_2$ ,  $\text{NH}_3$ , CO and  $\text{CH}_3\text{OH}$  as summarized in Table 19.

<sup>12</sup> <http://sci.esa.int/science-e/www/area/index.cfm?fareaid=16>

Object	$z$	$\Delta\mu/\mu$	Molecules	Reference
B0218+357	0.685	$(0.74 \pm .047 \pm 0.76_{\text{syst}}) \times 10^{-6}$ $(-0.35 \pm .012) \times 10^{-6}$	NH <sub>3</sub> , HCN, HCO <sup>+</sup> NH <sub>3</sub> , CS, H <sub>2</sub> CO	Murphy et al. (2008a) Kanekar (2011)
PKS1830-211	0.886	$(0 \pm 1.4) \times 10^{-6}$ $(-2.04 \pm 0.74) \times 10^{-6}$ $(-1.95 \pm 0.47) \times 10^{-6}$ $(0.8 \pm 2.1) \times 10^{-7}$ $(0.0 \pm 1.0) \times 10^{-7}$ $(1.5 \pm 1.5) \times 10^{-7}$ $(0 \pm 4) \times 10^{-7}$ $(-1.8 \pm 1.2) \times 10^{-7}$ $< 9 \times 10^{-6}$	NH <sub>3</sub> NH <sub>3</sub> CH <sub>3</sub> OH CH <sub>3</sub> OH CH <sub>3</sub> OH CH <sub>3</sub> OH CH <sub>3</sub> OH CH <sub>3</sub> OH CH <sub>3</sub> NH <sub>2</sub>	Henkel et al. (2009) Muller et al. (2011) Muller et al. (2011) Ellingsen et al. (2012) Bagdonaite et al. (2013b) Bagdonaite et al. (2013a) Kanekar et al. (2015) Muller et al. (2021) Ilyushin et al. (2012)
J2123-0050	2.059	$(5.6 \pm 5.5 \pm 2.9_{\text{syst}}) \times 10^{-6}$ $(8.5 \pm 3.6 \pm 2.2_{\text{syst}}) \times 10^{-6}$ $(7.6 \pm 3.5) \times 10^{-6} [*]$	H <sub>2</sub> , HD (HIRES) H <sub>2</sub> , HD (UVES) H <sub>2</sub> , HD	Malec et al. (2009) van Weerdenburg et al. (2011) Ubachs et al. (2016)
Q1232+082	2.34	$(19 \pm 9 \pm 5_{\text{syst}}) \times 10^{-6}$	H <sub>2</sub> , HD	Daprà et al. (2017b)
HE0027-1836	2.402	$(-7.6 \pm 8.1 \pm 6.3_{\text{syst}}) \times 10^{-6}$	H <sub>2</sub>	Rahmani et al. (2013)
Q2348-011	2.426	$(-6.8 \pm 27.8) \times 10^{-6}$	H <sub>2</sub>	Bagdonaite et al. (2012)
J0000+0048	2.52	$(1.8 \pm 2.2 \pm 0.4_{\text{syst}}) \times 10^{-5}$	CO, H <sub>2</sub>	Daprà et al. (2017c)
Q00405-443	2.595	$(27.8 \pm 8.8) \times 10^{-6}$ $(5.2 \pm 7.4) \times 10^{-6}$ $(0.6 \pm 10) \times 10^{-6}$ $(7.5 \pm 5.3) \times 10^{-6} [*]$	H <sub>2</sub> H <sub>2</sub> H <sub>2</sub> H <sub>2</sub>	Reinhold et al. (2006) King et al. (2008) Thompson et al. (2009) Ubachs et al. (2016)
J0643-5041 B0642-5038	2.659	$(7.4 \pm 4.3 \pm 5.1_{\text{syst}}) \times 10^{-6}$ $(12.7 \pm 4.5 \pm 4.2_{\text{syst}}) \times 10^{-6}$ $\Delta\mu/\mu = (10.3 \pm 4.6) \times 10^{-6} [*]$	H <sub>2</sub> H <sub>2</sub> H <sub>2</sub>	Albornoz Vázquez et al. (2014) Bagdonaite et al. (2014b) Ubachs et al. (2016)
J1237+0647	2.69	$(-5.4 \pm 6.3 \pm 4.0_{\text{syst}}) \times 10^{-6}$ $(0.7 \pm 1.6 \pm 0.5_{\text{syst}}) \times 10^{-5}$ $(5.6 \pm 5.6 \pm 3.1_{\text{syst}}) \times 10^{-6}$	H <sub>2</sub> , HD CO CO, H <sub>2</sub>	Daprà et al. (2015) Daprà et al. (2016) Daprà et al. (2016)
Q0528-250	2.811	$(-1.4 \pm 3.9) \times 10^{-6}$ $(0.3 \pm 3.2 \pm 1.9_{\text{syst}}) \times 10^{-6}$ $(-0.5 \pm 2.7) \times 10^{-6} [*]$	H <sub>2</sub> H <sub>2</sub> , HD H <sub>2</sub>	King et al. (2008) King et al. (2011) Ubachs et al. (2016)
Q0347-383	3.025	$(20.6 \pm 7.9) \times 10^{-6}$ $(5.2 \pm 7.4) \times 10^{-6}$ $(-28 \pm 16) \times 10^{-6}$ $(15 \pm 9 \pm 6_{\text{syst}}) \times 10^{-6}$ $(4.3 \pm 7.2) \times 10^{-6}$ $(5.1 \pm 4.5) \times 10^{-6} [*]$	H <sub>2</sub> H <sub>2</sub> H <sub>2</sub> H <sub>2</sub> H <sub>2</sub> H <sub>2</sub>	Reinhold et al. (2006) King et al. (2008) Thompson (2009) Wendt and Molaro (2011) Wendt and Molaro (2012) Ubachs et al. (2016)
J1443+2724	4.224	$(-9.5 \pm 5.4 \pm 5.3_{\text{syst}}) \times 10^{-6}$	H <sub>2</sub>	Bagdonaite et al. (2015)

**Table 19** Available measurements of  $\mu$  from molecular absorption spectra. Listed are, respectively, the object along each line of sight, the redshift of the measurement, the measurement itself, the molecule(s) used, and the original reference. Low-redshift measurements were obtained with various facilities in the radio/mm band, while high-redshift ones were obtained in the UV/optical with the UVES spectrograph. [\*] indicates that this value is the mean obtained from other values and thus is not an independent measurement; see text.

## 5.8 Emission spectra

Similar analysis to constrain the time variation of the fundamental constants were also performed with emission spectra. Very few such estimates have been performed, since it is less sensitive and harder to extend to sources with high redshift. In particular, emission lines are usually broad as compared to absorption lines and the larger individual errors need to be beaten by large statistics.

The O III analysis considered the forbidden line doublet of O III at  $\lambda = 4960.295$  Å and  $\lambda = 5008.239$  Å. These two particular spectral lines are produced by magnetic dipole interactions with a small contribution of electric quadrupole radiation. It can be shown (Bahcall et al. 2004) that

$$R \equiv \frac{\lambda_{5008} - \lambda_{4960}}{\lambda_{5008} + \lambda_{4960}} \propto \alpha_{\text{EM}}^2 \quad (256)$$

The early analysis by Bahcall and Schmidt (1967) concluded that  $\Delta\alpha_{\text{EM}}/\alpha_{\text{EM}} = (1 \pm 2) \times 10^{-3}$  in the redshift band  $[0.17 - 0.26]$ .

The [O II] doublet method was sidelined for decades thought to be non-competitive compared to absorption spectra. It was revived in the 2000s thanks to the SDSS project that produced a large sample of QSO spectra with resolution of order  $R \sim 2000$ . Most the constraints gets a improved precision by averaging the results of their measurements from a large number of QSOs so that constraints are obtained for a band of redshifts. As such, the analysis of a sample of 42 quasars from SDSS early data release gave the constraint (Bahcall et al. 2004)

$$\Delta\alpha_{\text{EM}}/\alpha_{\text{EM}} = (7 \pm 14) \times 10^{-5}, \quad 0.16 < z < 0.8, \quad (257)$$

while the DR1 release (165 quasars) gave  $\Delta\alpha_{\text{EM}}/\alpha_{\text{EM}} = (12 \pm 7) \times 10^{-5}$ . From the analysis of a sample of 1568 quasar of the SDSS-DR2, Gutiérrez (2010) concluded that

$$\Delta\alpha_{\text{EM}}/\alpha_{\text{EM}} = (2.4 \pm 2.5) \times 10^{-5}, \quad 0.0 < z < 0.8. \quad (258)$$

Using 2347 quasars of the SDSS-DR7, Rahmani et al. (2014b) obtained

$$\Delta\alpha_{\text{EM}}/\alpha_{\text{EM}} = (-2.1 \pm 1.6) \times 10^{-5}, \quad 0.02 < z < 0.74, \quad (259)$$

inconsistent with a non-varying  $\alpha_{\text{EM}}$  at a level of  $2 \times 10^{-5}$ . Applying the same method on a much larger data base of 13,175 quasars from SDSS DR12 yielded (Albareti et al. 2015)

$$\Delta\alpha_{\text{EM}}/\alpha_{\text{EM}} = (0.9 \pm 1.8) \times 10^{-5}, \quad 0.04 < z < 1.0. \quad (260)$$

They also provide the measurement of  $\Delta\alpha_{\text{EM}}/\alpha_{\text{EM}}$  in 10 redshift bins from 0.390 to 1.000. Laker et al. (2022) analyzed 12 000 galaxies from the SDSS-DR8 to get

$$\Delta\alpha_{\text{EM}}/\alpha_{\text{EM}} = (1.3 \pm 1.26) \times 10^{-5}, \quad 0.0 < z < 0.467. \quad (261)$$

The method was then extended straightforwardly along the lines of the MM method and applied (Grupe et al. 2005) to the fine-structure transitions in Ne III, Ne V, O III, O I and S II multiplets from a sample of 14 Seyfert 1.5 galaxies to derive the constraint

$$\Delta\alpha_{\text{EM}}/\alpha_{\text{EM}} = (150 \pm 70) \times 10^{-5}, \quad 0.035 < z < 0.281. \quad (262)$$

Ne III and S II were also analyzed by Gutiérrez (2010) to get  $\Delta\alpha_{\text{EM}}/\alpha_{\text{EM}} = (36 \pm 1) \times 10^{-4}$  while (Albareti et al. 2015) got  $\Delta\alpha_{\text{EM}}/\alpha_{\text{EM}} = (34 \pm 1) \times 10^{-4}$ . These doublets are more difficult to analyze since they are fainter than those of O III. These results are significantly different from zero with a clear tendency for a positive variation of  $\alpha_{\text{EM}}$ , a general tendency incompatible with the O III constraints and that need to be better understood and it was demonstrated (Albareti et al. 2015) that the accuracy of Ne III is below  $10^{-3}$  due to contamination by other emission lines.

This method requires to use large samples (typically  $N > 20$ ) and has been applied mostly with QSO most probably because they have higher O III luminosities or simply due to the observational strategy of SDSS. Li et al. (2023) noted that (1) starburst galaxies far outnumber QSO and (2) have narrower O III emission lines, which is advantageous for improving the accuracy of the  $\alpha_{\text{EM}}$  measurement. They claim that it can compensate their disadvantage of lower O III luminosity. Besides, it will allow one to reach higher redshifts. To that goal, Li et al. (2023) constructed a sample of 40 spectra of Ly $\alpha$  emitting galaxies and of 46 spectra of QSO with redshift ranging from 1.09 to 3.73 using the VLT/X-Shooter near-IR spectra that are publicly available (Vernet et al. 2011). The analysis of the 86 spectra gave

$$\Delta\alpha_{\text{EM}}/\alpha_{\text{EM}} = (-3 \pm 6) \times 10^{-5}, \quad 1.09 < z < 3.73. \quad (263)$$

Jiang et al. (2024b) used the DESI (Dark Energy Spectroscopic Instrument) observation of about 110 000 galaxies with strong and narrow [O III] emission lines on a redshift band up to 0.95. The sample was split in 10 bins of  $\Delta z = 0.1$  and  $\Delta\alpha_{\text{EM}}/\alpha_{\text{EM}}$  was measured for each subsample. They concluded for an apparent variation,  $\Delta\alpha_{\text{EM}}/\alpha_{\text{EM}} = (2 - 3) \times 10^{-5}$  and argued that this was likely to be due to systematics associated with wavelength calibration. Since it is ongoing and allowed for the use of other emission lines, in particular [Ne III] and a better calibration, it is claimed that DESI may probe higher redshifts (up to 1.45 in the near future).

Jiang et al. (2024a) applied the same method to a galaxy sample consists of 572 spectra with strong and narrow [O III] emission lines from 522 galaxies with 267 spectra at  $z > 5$ . The sample was split into 5 subsamples, all consistent with zero within  $1\sigma$  error of  $(1 - 2) \times 10^{-4}$ ; see Fig. 5 of Jiang et al. (2024a). The whole sample led to the conclusion that

$$\Delta\alpha_{\text{EM}}/\alpha_{\text{EM}} = (4 \pm 7) \times 10^{-5}, \quad 3 < z < 7. \quad (264)$$

This is the first constraint to reach such high redshifts. From the LAMOST (Large Sky Area Multi-object Fiber Spectroscopic Telescope) Data Release 9

Redshift band	$\Delta\alpha_{\text{EM}}/\alpha_{\text{EM}}$	Data	Reference
[0.17 – 0.26]	$(1 \pm 2) \times 10^{-3}$	5 QSO	Bahcall and Schmidt (1967)
[0.16 – 0.8]	$(7 \pm 14) \times 10^{-5}$	42 QSO (SDSS EDR)	(Bahcall et al. 2004)
[0.16 – 0.8]	$(12 \pm 7) \times 10^{-5}$	165 QSO (SDSS-DR1)	(Bahcall et al. 2004)
[0 – 0.8]	$(2.4 \pm 2.5) \times 10^{-5}$	1568 QSO (SDSS-DR2)	Gutiérrez (2010)
[0.02 – 0.74]	$(-2.1 \pm 1.6) \times 10^{-5}$	2347 QSO (SDSS-DR7)	Rahmani et al. (2014b)
[0.04 – 1.0]	$(0.9 \pm 1.8) \times 10^{-5}$	13 175 QSO (SDSS DR12)	(Albareti et al. 2015)
[0 – 0.467]	$(1.3 \pm 1.26) \times 10^{-5}$	12000 galaxies (SDSS-DR8)	Laker et al. (2022)
[0.035 – 0.281]	$(150 \pm 70) \times 10^{-5}$	14 Seyfert 1.5 galaxies	Grupe et al. (2005)
[1.09 – 3.73]	$(-3 \pm 6) \times 10^{-5}$	40 galaxies+46 QSO (VLT/X-Shooter)	Li et al. (2023)
[3 – 7]	$(4 \pm 7) \times 10^{-5}$	522 galaxies (JWST)	Jiang et al. (2024a)
[0 – 0.8]	$(0.5 \pm 3.7) \times 10^{-4}$	209 quasars (LAMOST)	Wei et al. (2024)

**Table 20** Available measurements of  $\alpha_{\text{EM}}$  from the emission spectra. These constraints are averaged on a redshift bin but do not require any assumptions on chemical composition, ionization state. Besides they are sensitive to  $\alpha_{\text{EM}}$  alone.

quasar catalog, Wei et al. (2024) exhibited a sample of 209 quasar spectra with strong and narrow [O III] emission lines over a redshift range between 0 and 0.8 to conclude that

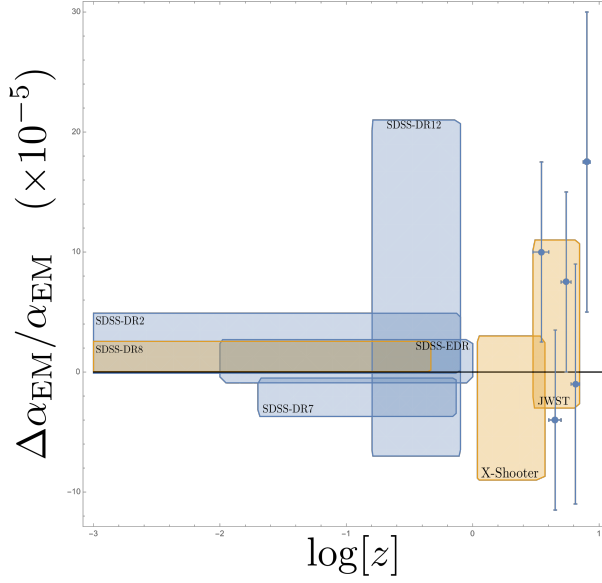
$$\Delta\alpha_{\text{EM}}/\alpha_{\text{EM}} = (0.5 \pm 3.7) \times 10^{-4}, \quad 0 < z < 0.8. \quad (265)$$

so far not competitive with the previous constraints from the Sloan Digital Sky Survey.

The [O III] emission spectra method has regained interest. In particular because it relies on fewer assumptions and suffers from fewer systematic errors compared the MM method: no assumptions on chemical composition, ionization state, and distribution of energy levels have to be made since the doublet lines originate in the transitions from the same upper level of the same ion. The method is also considered more tolerant of the wavelength distortion because of the small wavelength range used in the measurement (Li et al. 2023). Besides, it is difficult to detect absorption spectra at high redshifts (see e.g., Wilczynska et al. (2020) for a discussion of this limitation), many starburst galaxies have been discovered in the early universe, and their doublet emission lines can be used. The data discussed in this paragraph are summarized in Table 20 and Fig. 18.

## 5.9 Stellar constraints

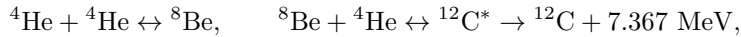
Stars start to accumulate helium produced by the pp-reaction and the CNO cycle in their core. Furthermore, the products of further nuclear reactions of helium with either helium or hydrogen lead to isotopes with  $A = 5$  or  $A = 8$ , which are highly unstable. In order to produce elements heavier than  $A > 7$  by fusion of lighter isotopes, the stars need to reach high temperatures and densities. In these conditions, newly produced  $^{12}\text{C}$  would almost immediately be fused further to form heavier elements so that one expects only a tiny



**Fig. 18** Constraints on the variation of  $\alpha_{\text{EM}}$  as a function of  $\log(z)$ . The plot gathered the data summarized in Table 20 together with the 5 data points from Table 5 of Jiang et al. (2024a). The Yellow and blue zones correspond respectively to QSO sources and galaxy sources. The extension in redshift accounts for the width of the bin on which the data are averaged.

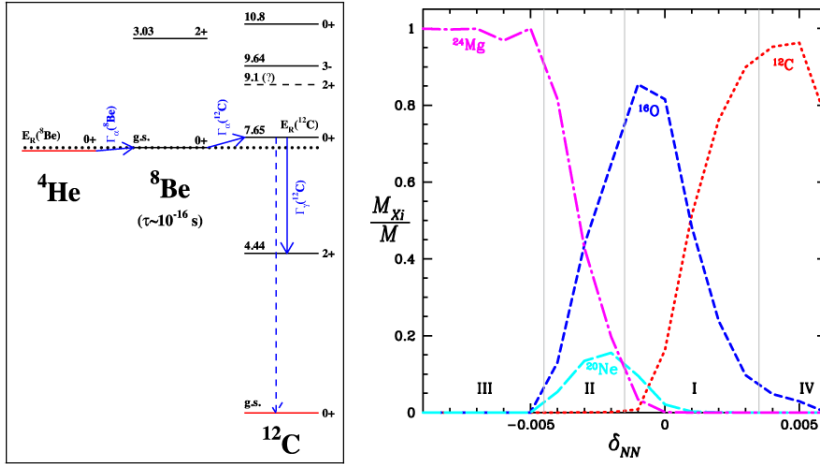
amount of  $^{12}\text{C}$  to be produced, in contradiction with the observed abundances. This led Hoyle (1954) to conclude that a then unknown excited state of the  $^{12}\text{C}$  with an energy close to the  $3\alpha$ -threshold should exist since such a resonance would increase the probability that  $^8\text{Be}$  captures an  $\alpha$ -particle. It follows that the production of  $^{12}\text{C}$  in stars relies on the three conditions:

- the decay lifetime of  $^8\text{Be}$ , of order  $10^{-16}$  s, is four orders of magnitude longer than the time for two  $\alpha$  particles to scatter, so that a macroscopic amount of beryllium can be produced, which is sufficient to lead to considerable production of carbon,
- an excited state of  $^{12}\text{C}$  lies just above the energy of  $^8\text{Be} + \alpha$ , which allows for



- the energy level of  $^{16}\text{O}$  at 7.1197 MeV is non resonant and below the energy of  $^{12}\text{C} + \alpha$ , of order 7.1616 MeV, which ensures that most of the carbon synthesized is not destroyed by the capture of an  $\alpha$ -particle. The existence of this resonance, the  $J_l^\pi = 0_2^+$ -state of  $^{12}\text{C}$  was actually discovered (Cook et al. 1957) experimentally later, with an energy of  $372 \pm 4$  keV [today,  $E_{0_2^+} = 379.47 \pm 0.15$  keV], above the ground state of three  $\alpha$ -particles (see Fig. 19).





**Fig. 19** *Left:* Level scheme of nuclei participating to the  $^4\text{He}(\alpha\alpha, \gamma)^{12}\text{C}$  reaction. *Right:* Central abundances at the end of the CHe burning as a function of  $\delta_{NN}$  for a  $60 M_\odot$  star with  $Z = 0$ . From Coc et al. (2009a).

The variation of any constant that would modify the energy of this resonance would also endanger the stellar nucleosynthesis of carbon, so that the possibility for carbon production has often been used in anthropic arguments. Qualitatively, if  $E_{0_2^+}$  is increased then the carbon would be rapidly processed to oxygen since the star would need to be hotter for the triple- $\alpha$  process to start. On the other hand, if  $E_{0_2^+}$  is decreased, then all  $\alpha$ -particles would produce carbon so that no oxygen would be synthesized. It was estimated (Livio et al. 1989) that the carbon production in intermediate and massive stars is suppressed if the various of the energy of the resonance is outside the range  $-250 \text{ keV} \lesssim \Delta E_{0_2^+} \lesssim 60 \text{ keV}$ , which was further improved (Schlattl et al. 200) to,  $-5 \text{ keV} \lesssim \Delta E_{0_2^+} \lesssim 50 \text{ keV}$  in order for the C/O ratio to be larger than the error in the standard yields by more than 50%. Indeed, in such an analysis, the energy of the resonance was changed by hand. However, we expect that if  $E_{0_2^+}$  is modified due to the variation of a constant other quantities, such as the resonance of the oxygen, the binding energies and the cross sections will also be modified in a complex way.

In practice, to draw a constraint on the variation of the fundamental constants from the stellar production of carbon, one needs to go through different steps, any of them involving assumptions,

1. to determine the effective parameters, e.g., cross sections, which affects the stellar evolution. The simplest choice is to modify only the energy of the resonance but it may not be realistic since all cross sections and binding energies should also be affected. This requires one to use a stellar evolutionary model;
2. relate these parameters to nuclear parameters. This involves the whole nuclear physics machinery;

3. to relate the nuclear parameters to fundamental constants. As for the Oklo phenomenon, it requires to link QCD to nuclear physics.

A first analysis (Oberhummer et al. 2000, 2001; Schlattl et al. 2000) used a model that treats the carbon nucleus by solving the 12-nucleon Schrödinger equation using a three-cluster wavefunction representing the three-body dynamics of the  $^{12}\text{C}$  state. The NN interaction was described by the Minnesota model (Korennov and Descouvemont 2004; Thomson et al. 1977) and its strength was modified by multiplying the effective NN-potential by an arbitrary number  $p$ . This allows to relate the energy of the Hoyle level relative to the triple alpha threshold,  $\varepsilon \equiv Q_{\alpha\alpha\alpha}$ , and the gamma width,  $\Gamma_\gamma$ , as a function of the parameter  $p$ , the latter being almost not affected. The modified  $3\alpha$ -reaction rate was then given by

$$r_\alpha = 3^{3/2} N_\alpha^3 \left( \frac{2\pi\hbar^2}{M_\alpha k_B T} \right)^3 \frac{\Gamma}{\hbar} \exp \left[ -\frac{\varepsilon(p)}{k_B T} \right], \quad (266)$$

where  $M_\alpha$  and  $N_\alpha$  are the mass and number density of the  $\alpha$ -particle, The resonance width  $\Gamma = \Gamma_\alpha \Gamma_\gamma / (\Gamma_\alpha + \Gamma_\gamma) \sim \Gamma_\gamma$ . This was included in a stellar code and ran for red giant stars with 1.3, 5 and 20  $M_\odot$  with Solar metallicity up to thermally pulsating asymptotic giant branch (Oberhummer et al. 2000) and in low, intermediate and high mass (1.3, 5, 15, 25  $M_\odot$ ) with Solar metallicity also up to TP-AGB (Schlattl et al. 2000) to conclude that outside a window of respectively 0.5% and 4% of the values of the strong and electromagnetic forces, the stellar production of carbon or oxygen will be reduced by a factor 30 to 1000.

In order to compute the resonance energy of the  $^8\text{Be}$  and  $^{12}\text{C}$  a microscopic cluster model was developed (Korennov and Descouvemont 2004). The Hamiltonian of the system is then of the form  $H = \sum_i^A T(\mathbf{r}_i) + \sum_{j<i}^A V(\mathbf{r}_{ij})$ , where  $A$  is the nucleon number,  $T$  the kinetic energy and  $V$  the NN interaction potential. In order to implement the variation of the strength of the nuclear interaction with respect to the electromagnetic interaction, it was taken as

$$V(\mathbf{r}_{ij}) = V_C(\mathbf{r}_{ij}) + (1 + \delta_{NN})V_N(\mathbf{r}_{ij}),$$

where  $\delta_{NN}$  is a dimensionless parameter that describes the change of the nuclear interaction,  $V_N$  being described in Thomson et al. (1977). When  $A > 4$  no exact solution can be found and approximate solutions in which the wave function of the  $^8\text{Be}$  and  $^{12}\text{C}$  are described by clusters of respectively 2 and 3  $\alpha$ -particle is well adapted.

First,  $\delta_{NN}$  can be related to the deuterium binding energy as

$$\Delta B_D / B_D = 5.7701 \times \delta_{NN}, \quad (267)$$

which, given the discussion in Sect. 5.14.4, allows to relate  $\delta_{NN}$  to fundamental constants, as, e.g., in Coc et al. (2007). Then, the resonance energy of the  $^8\text{Be}$  and  $^{12}\text{C}$  scale as

$$\begin{aligned} E_R(^8\text{Be}) &= (0.09208 - 12.208 \times \delta_{NN}) \text{ MeV}, \\ E_R(^{12}\text{C}) &= (0.2877 - 20.412 \times \delta_{NN}) \text{ MeV}, \end{aligned} \quad (268)$$

so that the energy of the Hoyle level relative to the triple alpha threshold is  $Q_{\alpha\alpha\alpha} = E_R(^8\text{Be}) + E_R(^{12}\text{C})$ .

This was implemented in [Coc et al. \(2009a\)](#); [Ekström et al. \(2010\)](#) to population III stars with typical masses, 15 and 60  $M_\odot$  with zero metallicity, in order to compute the central abundances at the end of the core He burning. From Fig. 19, one can distinguish 4 regimes (I) the star ends the CHe burning phase with a core composed of a mixture of  $^{12}\text{C}$  and  $^{16}\text{O}$ , as in the standard case; (II) if the  $3\alpha$  rate is weaker,  $^{12}\text{C}$  is produced slower, the reaction  $^{12}\text{C}(\alpha, \gamma)^{16}\text{O}$  becomes efficient earlier so that the star ends the CHe burning phase with a core composed mostly of  $^{16}\text{O}$ ; (III) for weaker rates, the  $^{16}\text{O}$  is further processed to  $^{20}\text{Ne}$  and then  $^{24}\text{Mg}$  so that the star ends the CHe burning phase with a core composed of  $^{24}\text{Mg}$  and (IV) if the  $3\alpha$  rate is stronger, the  $^{12}\text{C}$  is produced more rapidly and the star ends the CHe burning phase with a core composed mostly of  $^{12}\text{C}$ . Typically this imposes that

$$-5 \times 10^{-4} < \delta_{NN} < 1.5 \times 10^{-3}, \quad -3 \times 10^{-4} < \Delta B_D/B_D < 9 \times 10^{-3}, \quad (269)$$

at a redshift of order  $z \sim 15$ , to ensure the ratio C/O to be of order unity.

To finish, a recent study ([Adams 2008](#)) focus on the existence of stars themselves, by revisiting the stellar equilibrium when the values of some constants are modified. In some sense, it can be seen as a generalization of the work by [Gamow \(1967\)](#) to constrain the Dirac model of a varying gravitational constant by estimating its effect on the lifetime of the Sun. In this semi-analytical stellar structure model, the effect of the fundamental constants was reduced phenomenologically to 3 parameters,  $G$ , which enters mainly on the hydrostatic equilibrium,  $\alpha_{\text{EM}}$ , which enters in the Coulomb barrier penetration through the Gamow energy, and a composite parameter  $\mathcal{C}$ , which describes globally the modification of the nuclear reaction rates. The underlying idea is to assume that the power generated per unit volume,  $\varepsilon(r)$ , and which determines the luminosity of the star, is proportional to the fudge factor  $\mathcal{C}$ , which would arise from a modification of the nuclear fusion factor, or equivalently of the cross section. Thus, it assumes that all cross sections are affected in a similar way. The parameter space for which stars can form and for which stable nuclear configurations exist was determined, showing that no fine-tuning seems to be required.

This new system is very promising and will provide new information on the fundamental constants at redshifts smaller than  $z \sim 15$  where no constraints exist at the moment, even though drawing a robust constraint seems to be difficult at the moment. In particular, an underlying limitation arises from the fact that the composition of the interstellar media is a mixture of ejecta from stars with different masses and it is not clear which type of stars contribute the most the carbon and oxygen production. Besides, one would need to include rotation and mass loss ([Ekström et al. 2008](#)). As for the Oklo phenomenon, another limitation arises from the complexity of nuclear physics.

### 5.10 Cosmic Microwave Background

The CMB radiation is composed of photons emitted at the time of the recombination of hydrogen and helium when the universe was about 300000 years old [see, e.g., [Peter and Uzan \(2009\)](#) for details on the physics of the CMB]. This radiation is observed to be a black-body with a temperature  $T_0 = 2.725$  K with small anisotropies of order of the  $\mu\text{K}$ . The temperature fluctuation in a direction  $(\vartheta, \varphi)$  is usually decomposed on a basis of spherical harmonics as

$$\frac{\delta T}{T}(\vartheta, \varphi) = \sum_{\ell} \sum_{m=-\ell}^{m=+\ell} a_{\ell m} Y_{\ell m}(\vartheta, \varphi). \quad (270)$$

The angular power spectrum multipole  $C_{\ell} = \langle |a_{\ell m}|^2 \rangle$  is the coefficient of the decomposition of the angular correlation function on Legendre polynomials. Given a model of structure formation and a set of cosmological parameters, this angular power spectrum can be computed and compared to observational data in order to constrain this set of parameters.

#### *Influence of the fundamental constants*

The CMB temperature anisotropies mainly depend on three constants:  $G$ ,  $\alpha_{\text{EM}}$  and  $m_e$ .

The gravitational constant enters in the Friedmann equation and in the evolution of the cosmological perturbations. It has mainly three effects ([Riazuelo and Uzan 2002](#)) that are detailed in Sect. 6.4.1.  $\alpha_{\text{EM}}$ ,  $m_e$  affect the dynamics of the recombination. Their influence is complex and must be computed numerically. However, we can trace their main effects since they mainly modify the CMB spectrum through the change in the differential optical depth of photons due to the Thomson scattering

$$\dot{\tau} = x_e n_e c \sigma_T, \quad (271)$$

which enters in the collision term of the Boltzmann equation describing the evolution of the photon distribution function and where  $x_e$  is the ionization fraction (i.e., the number density of free electrons with respect to their total number density  $n_e$ ).

The first dependence arises from the Thomson scattering cross section given by

$$\sigma_T = \frac{8\pi}{3} \frac{\hbar^2}{m_e^2 c^2} \alpha_{\text{EM}}^2 \quad (272)$$

and the scattering by free protons can be neglected since  $m_e/m_p \sim 5 \times 10^{-4}$ .

The second, and more subtle dependence, comes from the ionization fraction. Recombination proceeds via 2-photon emission from the  $2s$  level or via the Ly- $\alpha$  photons, which are redshifted out of the resonance line ([Peebles 1968](#)) because recombination to the ground state can be neglected since it leads to immediate re-ionization of another hydrogen atom by the emission of a Ly- $\alpha$  photons. Following [Peebles \(1968\)](#) and [Ma and Bertschinger \(1995\)](#) and taking

into account, for the sake of simplicity, only the recombination of hydrogen, the equation of evolution of the ionization fraction takes the form

$$\frac{dx_e}{dt} = \mathcal{C} \left[ \beta (1 - x_e) \exp \left( -\frac{B_1 - B_2}{k_B T_M} \right) - \mathcal{R} n_p x_e^2 \right], \quad (273)$$

where  $T_M$  is the temperature. At high redshift,  $T_M$  is identical to the one of the photons  $T_\gamma = T_0(1+z)$  but evolves according to

$$\frac{dT_M}{dt} = -\frac{8\sigma_T a_R}{3m_e} T_R^4 \frac{x_e}{1+x_e} (T_M - T_\gamma) - 2HT_M \quad (274)$$

where the radiation constant  $a_R = 4\sigma_{\text{SB}}/c$  with  $\sigma_{\text{SB}} = k_B^4 \pi^2 / (60\pi^2 c^2 \hbar^3)$  the Stefan–Boltzmann constant. In Eq. (273),  $B_n = -E_I/n^2$  is the energy of the  $n$ th hydrogen atomic level,  $\beta$  is the ionization coefficient,  $\mathcal{R}$  the recombination coefficient,  $\mathcal{C}$  the correction constant due to the redshift of Ly- $\alpha$  photons and to 2-photon decay and  $n_p = n_e$  is the number density of protons.  $\beta$  is related to  $\mathcal{R}$  by the principle of detailed balance so that

$$\beta = \mathcal{R} \left( \frac{2\pi m_e k_B T_M}{h^2} \right)^{3/2} \exp \left( -\frac{B_2}{k_B T_M} \right). \quad (275)$$

The recombination rate to all other excited levels is

$$\mathcal{R} = \frac{8\pi}{c^2} \left( \frac{k_B T}{2\pi m_e} \right)^{3/2} \sum_{n,l}^* (2l+1) e^{B_n/k_B T} \int_{B_n/k_B T}^\infty \sigma_{nl} \frac{y^2 dy}{e^y - 1}$$

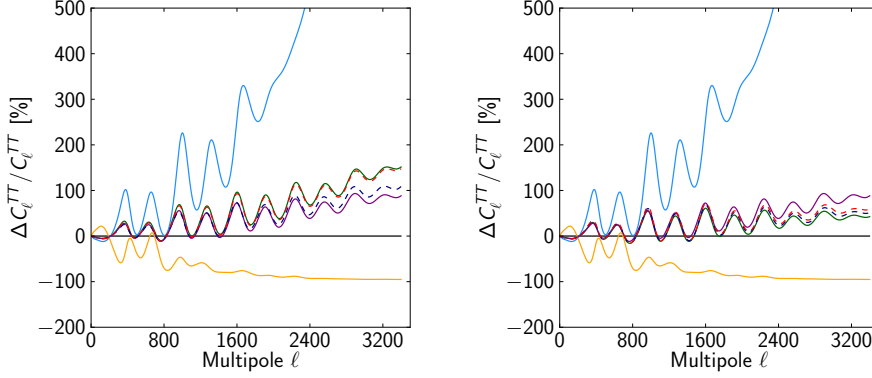
where  $\sigma_{nl}$  is the ionization cross section for the  $(n, l)$  excited level of hydrogen. The star indicates that the sum needs to be regularized and the  $\alpha_{\text{EM}}$ -,  $m_e$ -dependence of the ionization cross section is complicated to extract. However, it can be shown to behave as  $\sigma_{nl} \propto \alpha_{\text{EM}}^{-1} m_e^{-2} f(h\nu/B_1)$ . Finally, the factor  $\mathcal{C}$  is given by

$$\mathcal{C} = \frac{1 + K \Lambda_{2s} (1 - X_e)}{1 + K(\beta + \Lambda_{2s})(1 - X_e)} \quad (276)$$

where  $\Lambda_{2s}$  is the rate of decay of the  $2s$  excited level to the ground state via 2 photons; it scales as  $m_e \alpha_{\text{EM}}^8$ . The constant  $K$  is given in terms of the Ly- $\alpha$  photon  $\lambda_\alpha = 16\pi\hbar/(3m_e \alpha_{\text{EM}}^2 c)$  by  $K = n_p \lambda_\alpha^3 / (8\pi H)$  and scales as  $m_e^{-3} \alpha_{\text{EM}}^{-6}$ .

In summary, both the temperature of the decoupling and the residual ionization after recombination are modified by a variation of  $\alpha_{\text{EM}}$  or  $m_e$ . This was first discussed in [Battye et al. \(2001\)](#) and [Kaplinghat et al. \(1999\)](#). The last scattering surface can roughly be determined by the maximum of the visibility function  $g = \dot{\tau} \exp(-\tau)$ , which measures the differential probability for a photon to be scattered at a given redshift. Increasing  $\alpha_{\text{EM}}$  shifts  $g$  to a higher redshift at which the expansion rate is faster so that the temperature and  $X_e$  decrease more rapidly, resulting in a narrower  $g$ . This induces a shift of the  $C_\ell$  spectrum to higher multipoles and an increase of the values of the  $C_\ell$ . The first effect can be understood by the fact that pushing the last scattering surface to a higher redshift leads to a smaller sound horizon at decoupling. The second effect results from a smaller Silk damping.

### Degeneracy



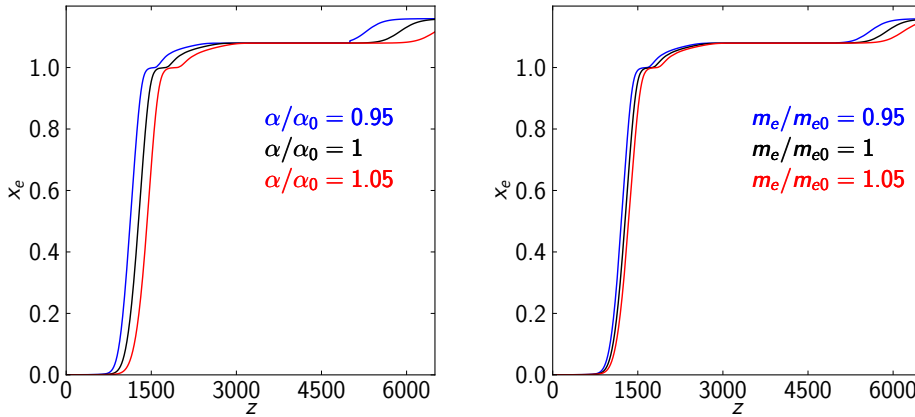
**Fig. 20** *Left:* relative difference between a CMB TT power spectrum calculated using (i) a value of  $\alpha/\alpha_0$  different from 1 in one, few or all the terms where it appears, and a power spectrum calculated using (ii) a standard value of  $\alpha/\alpha_0 = 1$ . We thus plot  $\Delta C_\ell/C_\ell = (C_\ell - C_{\ell,\text{st}})/C_{\ell,\text{st}} [\%]$ . The cases considered are:  $\alpha$  varying only in the hydrogen binding energy (solid light blue), only in the Ly $\alpha$  energy (solid yellow), in both the previous two terms (solid purple), in both the previous terms and in the Thomson scattering cross section (dashed dark blue), in the previous three terms and in the 2-photon decay rate (dashed red), in all terms (solid green). In each case, we assume that  $\alpha$  varies of +5% ( $\alpha/\alpha_0 = 1.05$ ) only in the terms considered, while it is  $\alpha/\alpha_0 = 1$  in all the others. *Right:* same cases as left, but for a variation of  $m_e$  of 10.025% ( $m_e/m_{e0} = 1.1025$ ). From Ade et al. (2015).

Since the atomic energy levels scale as  $B \propto \alpha^2 m_e$ , this ensures that the effect of a 5% change in  $\alpha_{\text{EM}}$  or 10.025% in  $m_e$  in the hydrogen binding energy and in the Ly $\alpha$  energy level produces identical effects on the angular power spectra. This degeneracy is in Fig. 20: the blue line (relative to the change of hydrogen binding energy only), the yellow line (relative to a change in the Ly $\alpha$  energy level only) and the purple line (sum of the previous two effects) are identical for  $\alpha_{\text{EM}}$  and for  $m_e$ .

It is evident from the figures that the major contribution to the change in the angular power spectrum induced by a variation of  $\alpha_{\text{EM}}$  or  $m_e$  comes from the change in the hydrogen binding energy and Ly $\alpha$  energy which leads to a degeneracy at small angular scales. A difference in the effects of  $\alpha_{\text{EM}}$  or  $m_e$  is however introduced when one considers the impact on the Thomson scattering cross section  $\sigma_T$ . Adding the effect of the constants on the Thomson cross-section, shown in the dark-blue dashed lines in Fig. 20, increases the amplitude of the peaks for a larger value of  $\alpha$ , while it decreases it for a larger value of  $m_e$ . Alternatively, this is the reason why  $\alpha$  and  $m_e$  have different effects on the amplitude of the peaks.

### CMB code modifications

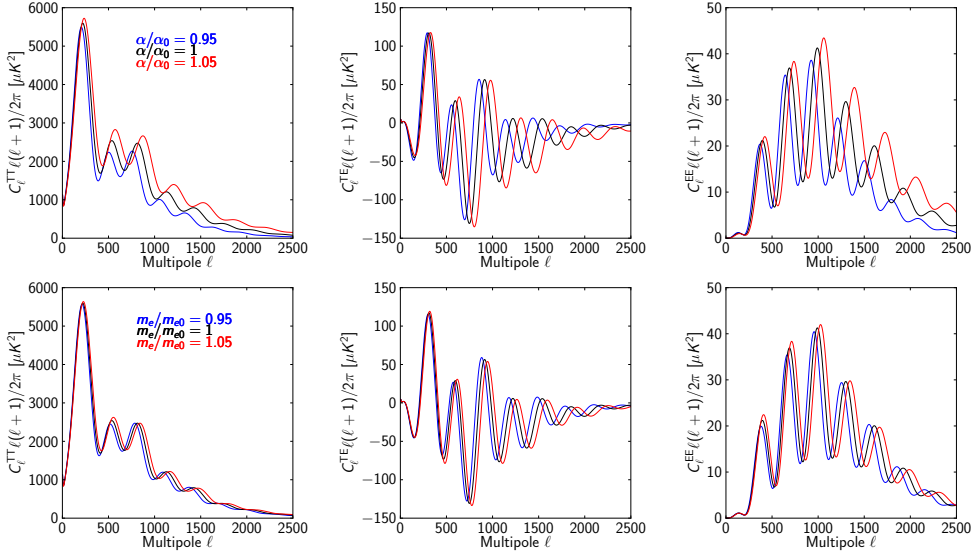
Most studies have introduced those modifications in the RECFAST code (Seager et al. 1999) including similar equations for the recombination of helium. Our previous analysis shows that the dependencies in the fundamental constants have various origins, since the binding energies  $B_i$  scale has  $m_e \alpha_{\text{EM}}^2$ ,  $\sigma_T$  as  $\alpha_{\text{EM}}^2 m_e^{-2}$ ,  $K$  as  $m_e^{-3} \alpha_{\text{EM}}^{-6}$ , the ionisation coefficients  $\beta$  as  $\alpha_{\text{EM}}^3$ , the transition frequencies as  $m_e \alpha_{\text{EM}}^2$ , the Einstein's coefficients as  $m_e \alpha_{\text{EM}}^5$ , the decay rates  $\Lambda$  as  $m_e \alpha_{\text{EM}}^8$  and  $\mathcal{R}$  has complicated dependence, which roughly reduces to  $\alpha_{\text{EM}}^{-1} m_e^{-2}$ . In earlier works (Hannestad 1999; Kaplinghat et al. 1999) it was approximated by the scaling  $\mathcal{R} \propto \alpha_{\text{EM}}^{2(1+\xi)}$  with  $\xi \sim 0.7$ . Note that a change in the fine-structure constant and in the mass of the electron are degenerate according to  $\Delta \alpha_{\text{EM}} \approx 0.39 \Delta m_e$  but this degeneracy is broken for multipoles higher than 1500 (Battye et al. 2001). This is illustrated in the analysis using the first Planck data release (Ade et al. 2015) that implemented a variation of  $(\alpha_{\text{EM}}, m_e)$  in RECFAST. Fig. 21 illustrates the evolution of the free electron fraction  $x_e(z)$  under a relative variation of either  $\alpha_{\text{EM}}$  or  $m_e$ . One can clearly witness the shift of the recombination epoch to earlier time/higher redshift when the constants increase, and the effect on the  $TT$ ,  $TE$  and  $EE$  angular power spectra as depicted in Fig. 22. An earlier recombination has 3 main effects: (1) a smaller sound horizon at recombination and hence a larger diameter distance resulting in a shift of the Doppler peaks to higher multipoles; (2) a decrease of the Silk damping since at lowest order the Thomson cross-section scales as  $\sigma_T \propto \alpha_{\text{EM}}^2 / m_e^2$ ; (3) an increase of the spectra at large scales due to the shorter time interval between matter-radiation equality and recombination (see (Ade et al. 2015) for a detailed discussion).



**Fig. 21** Evolution of the free electron fraction with redshift for various values of  $\alpha_{\text{EM}}$  (left) or  $m_e$  (right) of  $-5\%$  (blue),  $0\%$  (black) and  $+5\%$  (red). The decrease in the plateaus at  $z \sim 6\,000$  and  $2\,000$  correspond to the first and second recombination of helium while the larger one at  $z \sim 1300$  is due to the recombination of hydrogen. From Ade et al. (2015).

### Observational constraints

The first studies (Hannestad 1999; Kaplinghat et al. 1999) focused on the sensitivity that can be reached by WMAP<sup>13</sup> and Planck<sup>14</sup>. They concluded that they should provide a constraint on  $\alpha_{\text{EM}}$  at recombination, i.e., at a redshift of about  $z \sim 1$ , with a typical precision  $|\Delta\alpha_{\text{EM}}/\alpha_{\text{EM}}| \sim 10^{-2} - 10^{-3}$ .



**Fig. 22** CMB  $TT$ ,  $TE$  and  $EE$  angular power spectrum from left to right for various values of  $\alpha_{\text{EM}}$  (left) or  $m_e$  (right) of  $-5\%$  (blue),  $0\%$  (black) and  $+5\%$  (red). From Ade et al. (2015).

The first attempt (Avelino et al. 2000) to actually set a constraint was performed on the first release of the data by BOOMERanG and MAXIMA. It concluded that a value of  $\alpha_{\text{EM}}$  smaller by a few percents in the past was favored but no definite bound was obtained, mainly due to the degeneracies with other cosmological parameters. It was later improved (Avelino et al. 2001) by a joint analysis of BBN and CMB data that assumes that only  $\alpha_{\text{EM}}$  varies and that included 4 cosmological parameters ( $\Omega_{\text{mat}}, \Omega_{\text{b}}, h, n_s$ ) assuming a universe with Euclidean spatial section, leading to  $-0.09 < \Delta\alpha_{\text{EM}} < 0.02$  at 68% confidence level. A similar analysis (Landau et al. 2001), describing the dependence of a variation of the fine-structure constant as an effect on recombination the redshift of which was modeled to scale as  $z_* = 1080[1 + 2\Delta\alpha_{\text{EM}}/\alpha_{\text{EM}}]$ , set the constraint  $-0.14 < \Delta\alpha_{\text{EM}} < 0.02$ , at a  $2\sigma$  level, assuming a spatially flat cosmological models with adiabatic primordial fluctuations that. The effect of re-ionisation was discussed in Martins et al. (2004). These works assume that only  $\alpha_{\text{EM}}$  is varying but, as can be seen from Eqs. (270–276), assuming the electron mass constant.

<sup>13</sup> <http://map.gsfc.nasa.gov/>

<sup>14</sup> <http://astro.estec.esa.nl/SA-general/Projects/Planck/>



With the WMAP first year data, the bound on the variation of  $\alpha_{\text{EM}}$  was sharpened (Rocha et al. 2004) to  $-0.05 < \Delta\alpha_{\text{EM}}/\alpha_{\text{EM}} < 0.02$ , after marginalizing over the remaining cosmological parameters ( $\Omega_{\text{mat}}h^2, \Omega_{\text{b}}h^2, \Omega h^2, n_s, \alpha_s, \tau$ ) assuming a universe with Euclidean spatial sections. Restricting to a model with a vanishing running of the spectral index ( $\alpha_s \equiv dn_s/d\ln k = 0$ ), it gives  $-0.06 < \Delta\alpha_{\text{EM}}/\alpha_{\text{EM}} < 0.01$ , at a 95% confidence level. In particular it shows that a lower value of  $\alpha_{\text{EM}}$  makes  $\alpha_s = 0$  more compatible with the data. These bounds were obtained without using other cosmological data sets. This constraint was confirmed by the analysis of Ichikawa et al. (2006), which got  $-0.097 < \Delta\alpha_{\text{EM}}/\alpha_{\text{EM}} < 0.034$ , with the WMAP-1yr data alone and  $-0.042 < \Delta\alpha_{\text{EM}}/\alpha_{\text{EM}} < 0.026$ , at a 95% confidence level, when combined with constraints on the Hubble parameter from the HST Hubble Key project.

The analysis of the WMAP-3yr data allows to improve (Stefanescu 2007) this bound to  $-0.039 < \Delta\alpha_{\text{EM}}/\alpha_{\text{EM}} < 0.010$ , at a 95% confidence level, assuming ( $\Omega_{\text{mat}}, \Omega_{\text{b}}, h, n_s, z_{\text{re}}, A_s$ ) for the cosmological parameters ( $\Omega_{\Lambda}$  being derived from the assumption  $\Omega_K = 0$ , as well as  $\tau$  from the re-ionisation redshift,  $z_{\text{re}}$ ) and using both temperature and polarization data ( $TT, TE, EE$ ).

The WMAP 5-year data were analyzed, in combination with the 2dF galaxy redshift survey, assuming that both  $\alpha_{\text{EM}}$  and  $m_e$  can vary and that the universe was spatially Euclidean. Letting 6 cosmological parameters [ $(\Omega_{\text{mat}}h^2, \Omega_{\text{b}}h^2, \Theta, \tau, n_s, A_s)$ ,  $\Theta$  being the ratio between the sound horizon and the angular distance at decoupling] and 2 constants vary they, it was concluded (Scoffola et al. 2008, 2009)  $-0.012 < \Delta\alpha_{\text{EM}}/\alpha_{\text{EM}} < 0.018$  and  $-0.068 < \Delta m_e/m_e < 0.044$ , the bounds fluctuating slightly depending on the choice of the recombination scenario. A similar analysis (Nakashima et al. 2008) not including  $m_e$  gave  $-0.050 < \Delta\alpha_{\text{EM}}/\alpha_{\text{EM}} < 0.042$ , which can be reduced by taking into account some further prior from the HST data. Including polarisation data from ACBAR, QUAD and BICEP, it was also obtained (Menegoni et al. 2009)  $-0.043 < \Delta\alpha_{\text{EM}}/\alpha_{\text{EM}} < 0.038$  at 95% C.L. and  $-0.013 < \Delta\alpha_{\text{EM}}/\alpha_{\text{EM}} < 0.015$  including HST data, also at 95% C.L. Let us also emphasize the work by Martins et al. (2010) trying to include the variation of the Newton constant by assuming that  $\Delta\alpha_{\text{EM}}/\alpha_{\text{EM}} = Q\Delta G/G$ ,  $Q$  being a constant and the investigation of Nakashima et al. (2010a) taking into account  $\alpha_{\text{EM}}$ ,  $m_e$  and  $\mu$ ,  $G$  being kept fixed. Considering ( $\Omega_{\text{mat}}, \Omega_{\text{b}}, h, n_s, \tau$ ) for the cosmological parameters they concluded from WMAP-5 data ( $TT, TE, EE$ ) that  $-8.28 \times 10^{-3} < \Delta\alpha_{\text{EM}}/\alpha_{\text{EM}} < 1.81 \times 10^{-3}$  and  $-0.52 < \Delta\mu/\mu < 0.17$ .

The analysis of Scoffola et al. (2008, 2009) was updated (Landau and Scóccola 2010) to the WMAP-7yr data (Komatsu et al. 2011), including polarisation and SDSS data. It leads to  $-0.025 < \Delta\alpha_{\text{EM}}/\alpha_{\text{EM}} < -0.003$  and  $0.009 < \Delta m_e/m_e < 0.079$  at a  $1\sigma$  level. Menegoni et al. (2012) focused on the small angular scale up to  $\ell_{\text{max}} = 3000$  by adding data from ACT (Dunkley et al. 2011), ACBAR (Reichardt et al. 2009) and SPT (Keisler et al. 2011) in order to study the relation between  $\alpha_{\text{EM}}$  and the number of relativistic degrees of freedom  $N_{\text{eff}}$  that is reported to be higher than its nominal value  $N_{\text{eff}} = 3.046$  (the deviation from 3 is related to the non-spontaneous neutrino

decoupling, see e.g. [Pitrou et al. \(2018\)](#)). Assuming a 6 parameters cosmological model ( $\Omega_{\text{mat}}h^2, \Omega_b h^2, H_0, \tau, n_s, A_s$ ) they consider 3 models with (1)  $\alpha_{\text{EM}}$  free ( $N_{\text{eff}}, Y_p$  fixed to (3.046, 0.24)), (2) ( $\alpha_{\text{EM}}, N_{\text{eff}}$ ) free and  $Y_p$  fixed and (3) ( $\alpha_{\text{EM}}, N_{\text{eff}}, Y_p$ ) free to conclude  $\alpha_{\text{EM}}/\alpha_{\text{EM}}(0) = 0.984 \pm 0.005$  (case 1),  $\alpha_{\text{EM}}/\alpha_{\text{EM}}(0) = 0.99 \pm 0.006$  (case 2),  $\alpha_{\text{EM}}/\alpha_{\text{EM}}(0) = 0.987 \pm 0.014$  (case 3). The freedom of a free  $\alpha_{\text{EM}}$  increases the error bar on  $N_{\text{eff}}$  by about 30%. ([Ade et al. 2015](#)) analyzed the first Planck data release combined with several other data as described in [Ade et al. \(2014\)](#) and fit a model with 6 cosmological parameters ( $\Omega_{\text{mat}}h^2, \Omega_b h^2, H_0, \tau, n_s, A_s$ ). Assuming  $m_e$  constant, they get for the Planck data + WMAP polarization data + high  $\ell$  data

$$\Delta\alpha_{\text{EM}}/\alpha_{\text{EM}} = (3.6 \pm 3.7) \times 10^{-3} \quad (277)$$

From CMB alone, Planck data the constraint on the variation of  $\alpha_{\text{EM}}$  by a factor of about 5 compared to WMAP-9 and also better than WMAP combined with small scale experiment ([Sievers et al. 2013](#)), mainly because Planck data is able to break the strong  $\alpha_{\text{EM}} - H_0$  degeneracy from the observation of the damping tail. The study of the correlation shows that the constraints on the cosmological parameters change very little, exceptions being  $n_s$  and  $H_0$  and the degeneracy with  $Y_p$  is confirmed. Finally, they also conclude that  $\alpha_{\text{EM}}$  is weakly degenerate with foreground, beam and calibration parameters. Assuming  $\alpha_{\text{EM}}$  constant, [Ade et al. \(2014\)](#) notes that Planck cannot break the strong degeneracy between  $H_0$  and  $m_e$  since the latter does not affect much the damping tail. But adding external data such as BAO decreases the uncertainty by a factor of order 5 to get

$$\Delta m_e/m_e = (4 \pm 11) \times 10^{-3} \quad (278)$$

When considering the simultaneous variation of  $\alpha_{\text{EM}}$  and  $m_e$  it is shown that thanks to small scale data, the degeneracy is lifted and that the constraints are not substantially changed.

[Hart and Chluba \(2018\)](#) revisited this result with the recombination codes **CosmoRec** ([Chluba and Thomas 2011](#)) and **Recfast++**. From Planck-2015 data combined with BAO data, they concluded that  $\Delta\alpha_{\text{EM}}/\alpha_{\text{EM}} = (0.7 \pm 2.5) \times 10^{-3}$  and  $\Delta m_e/m_e = (3.9 \pm 7.4) \times 10^{-3}$  for independent variations, while for a joint variation they get

$$\Delta\alpha_{\text{EM}}/\alpha_{\text{EM}} = (1.1 \pm 2.6) \times 10^{-3} \quad \Delta m_e/m_e = (5.6 \pm 8) \times 10^{-3} \quad (279)$$

including BAO data. [Hart and Chluba \(2020\)](#) included Planck-2018 polarisation to get, with either  $m_e$  or  $\alpha_{\text{EM}}$  fixed,

$$\Delta\alpha_{\text{EM}}/\alpha_{\text{EM}} = (0.05 \pm 0.24) \times 10^{-2} \quad \Delta m_e/m_e = (-11.2 \pm 5.9) \times 10^{-2} \quad (280)$$

from CMB alone and

$$\Delta\alpha_{\text{EM}}/\alpha_{\text{EM}} = (0.19 \pm 0.22) \times 10^{-2} \quad \Delta m_e/m_e = (0.78 \pm 0.67) \times 10^{-2} \quad (281)$$

once BAO are included, while the joint analysis on  $(\alpha_{\text{EM}}, m_e)$  gives

$$\Delta\alpha_{\text{EM}}/\alpha_{\text{EM}} = (0.10 \pm 0.24) \times 10^{-2} \quad \Delta m_e/m_e = (0.54 \pm 0.80) \times 10^{-2}. \quad (282)$$

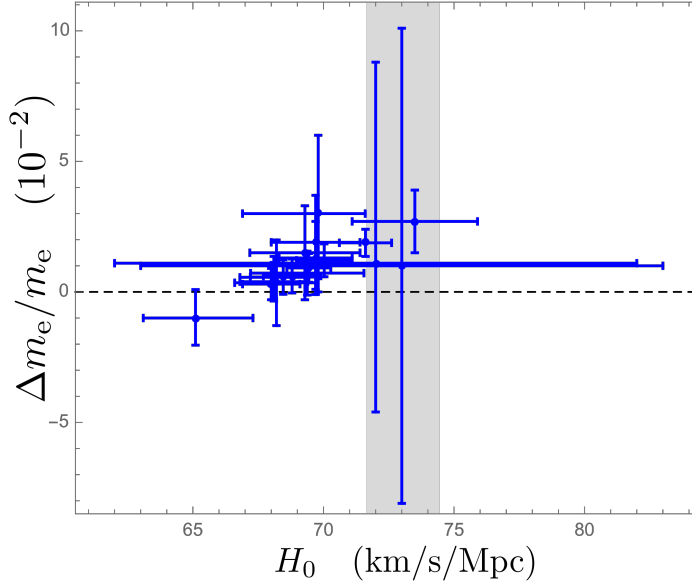
while adding SNIa data pushes the electron mass to  $\Delta\alpha_{\text{EM}}/\alpha_{\text{EM}} = (1.9 \pm 0.55) \times 10^{-2}$ . These two works also more model-dependent constraints that assume a redshift dependence of the form  $(1+z)^p$ . To go beyond the hypothesis of a time-independent changes of  $(\alpha_{\text{EM}}, m_e)$ , [Hart and Chluba \(2022b\)](#) proposes a model-independent principal component analysis using an eigenmode decomposition of the varying constant during recombination. From Planck-2018 data, they show that for each constant, three independent modes can be constrained at present. The analysis was extended by [Hart and Chluba \(2022a\)](#) to include early dark energy. This results highlight the connection between  $m_e$  and  $H_0$  and the dependence of the constraints on the time-variation around the decoupling as well as the importance to extend them up to reionisation. An attempt to deal with the whole ionization history (i.e., recombination + reionization) was addressed in [Wang and Chen \(2022\)](#) by adding SFR density from UV and IR measurements to the Planck-2018+BAO+SNIa data. They concluded that at 68% C.L.  $(\Delta\alpha_{\text{EM}}/\alpha_{\text{EM}})_{\text{CMB}} = (1.49 \pm 2) \times 10^{-3}$  and  $(\Delta\alpha_{\text{EM}}/\alpha_{\text{EM}})_{\text{Rei}} = -1.46^{+0.31}_{-0.27} \times 10^{-1}$ . These constraints suffer a  $4.64\sigma$  discrepancy so that the work mostly illustrate the importance not to restrict to CMB.

#### *Links with the Hubble tension*

The possibility to solve or alleviate the Hubble tension thanks to a variation of the constant has first been stressed by [Hart and Chluba \(2020\)](#) while it was noticed by [Ade et al. \(2014\)](#) that “for WMAP there is a strong degeneracy between  $H_0$  and  $m_e$ , which is why the uncertainty on  $m_e/m_{e0}$  is much larger than for Planck”. This hints that a combined modification of recombination and reionisation physics could be at work. This has motivated a renewed attention to constrain a *constant shift* of the electron mass between CMB and today with many studies ([Hart and Chluba 2018, 2020](#); [Schöneberg et al. 2022](#); [Khalife et al. 2024](#); [Baryakhtar et al. 2024](#); [Seto and Toda 2024](#); [Toda et al. 2024](#); [Schöneberg and Vacher 2024](#); [Toda et al. 2024](#)) considering different data sets. Most of them consider the Planck-2015 ([Ade et al. 2014](#)) or Planck-2018 ([Aghanim et al. 2020](#)) for the CMB, BAO data mostly from the SDSS-DR12 LRG ([Alam et al. 2017](#)), DR14-QSO/Ly $\alpha$  ([Blomqvist et al. 2019](#)) and DR7 MGS ([Ross et al. 2015](#)) or DESI ([Adame et al. 2024](#)) SNIa data from either Pantheon ([Scolnic et al. 2018](#)) or PantheonPlus ([Scolnic et al. 2022](#)). Then, from a theoretical point of view they may or may not consider a non-vanishing curvature,  $\Omega_K$ , massive neutrinos,  $m_\nu$ , a varying  $\alpha_{\text{EM}}$ , an equation of state for the dark energy component or a sign shift of the cosmological constant in [Toda et al. \(2024\)](#). The results of their analysis are summarized in Table 21. We refer to [Chluba and Hart \(2023\)](#) and [Schöneberg and Vacher \(2024\)](#) for summaries of the current status of this question as well as to § 2.3.6.

**Table 21** Summary of the main result on a constant shift on  $m_e$  and their consequences for the Hubble constant. The data use and the extra parameters than have been varied are also indicated; see text for definitions.

$\Delta m_e/m_e (\times 10^2)$	$H_0$ [km/s/Mpc]	Hypothesis	CMB	BAO	SNIa	Ref.
$1.1^{+7.7}_{-5.7}$	$72 \pm 10$	$\alpha_{EM}$	W9			Ade et al. (2014)
$4 \pm 9.1$	$73 \pm 10$		W9			Ade et al. (2014)
$2.7 \pm 1.2$	$73.5 \pm 2.4$		P13	SDSS+BOSS	HST	Ade et al. (2014)
$0.39 \pm 0.74$	$68.1 \pm 1.3$	$\alpha_{EM}$	P15	SDSS		Hart and Chluba (2018)
$0.56 \pm 0.80$	$68.1 \pm 1.3$		P15	SDSS		Hart and Chluba (2018)
$0.47 \pm 0.66$	$68.46 \pm 1.26$		P18	SDSS		Hart and Chluba (2020)
$1.5 \pm 1.8$	$69.29 \pm 2.11$	$\Omega_K$	P18	SDSS		Hart and Chluba (2020)
$0.3 \pm 0.6$	$68.0 \pm 1.1$	$\Omega_K$	P18+SPT	SDSS	Pan	Khalife et al. (2024)
$0.35 \pm 1.64$	$68.2 \pm 1.6$		P18+SPT	SDSS	Pan	Khalife et al. (2024)
$3 \pm 3$	$69.8^{+1.8}_{-2.9}$	$\Omega_K, m_\nu$	P18+SPT	SDSS	Pan	Khalife et al. (2024)
$0.92 \pm 0.55$	$69.44 \pm 0.84$	$\Omega_K$	P18	SDSS + DESI	Pan	Seto and Toda (2024)
$1.3 \pm 1.4$	$69.7 \pm 1.4$		P18	SDSS+DESI	Pan	Seto and Toda (2024)
$-1.00^{+1.09}_{-1.04}$	$65.1^{+2.2}_{-2.0}$		P18		Pan+	Baryakhtar et al. (2024)
$1.21 \pm 0.63$	$70.03 \pm 1.06$	$\Omega_K$	P18	DESI	Pan+	Schöneberg and Vacher (2024)
$1.88 \pm 0.52$	$71.61 \pm 1.00$		P18	DESI	Pan+	Schöneberg and Vacher (2024)
$0.72 \pm 0.84$	$69.38 \pm 2.17$	$w$	P18	DESI	Pan+	Schöneberg and Vacher (2024)
$0.61 \pm 0.65$	$68.8 \pm 1.1$	$\Omega_K$	P18	SDSS	Pan	Toda et al. (2024)
$1.9 \pm 1.8$	$69.7 \pm 1.7$		P18	SDSS	Pan	Toda et al. (2024)



**Fig. 23** Summary of the main results on a constant shift on  $m_e$  and their consequences for the Hubble constant; see Table 21. The vertical gray zone indicates the Cepheid-calibrated supernovae determination of the Hubble constant,  $H_0 = (73.04 \pm 1.04)$  km/s/Mpc by the SH0ES experiment Riess et al. (2022).

### Summary

The main limitation of these analyses lies in the fact that the CMB angular power spectrum depends on the evolution of both the background spacetime and the cosmological perturbations. It follows that it depends on the whole set of cosmological parameters as well as on initial conditions, that is on the shape of the initial power spectrum, so that the results will always be conditional to the model of structure formation. The constraints on  $\alpha_{\text{EM}}$  or  $m_e$  can then be seen mostly as constraints on a delayed recombination. A strong constraint on the variation of  $\alpha_{\text{EM}}$  can be obtained from the CMB only if the cosmological parameters are independently known. [Rocha et al. \(2004\)](#) forecasts that CMB alone can determine  $\alpha_{\text{EM}}$  to a maximum accuracy of 0.1% and [Martinelli et al. \(2012\)](#) showed that including lensing data from Euclid experiment will also to reach an accuracy of  $8 \times 10^{-4}$ . These tests push our understanding of the recombination and turn to be important in view of the Hubble tension.

**Table 22** Summary of the constraints on the variation of  $\alpha_{\text{EM}}$  obtained from the analysis of CMB data. All, unless specified, assume  $\Omega_K = 0$ . Concerning the data  $W-(1,3,5,7)$  refers to the WMAP 1,...,7 years data,  $P15/P18$  to the Planck 2015 and 2018 release and  $pW$  to pre-WMAP data such as BOOMERanG, MAXIMA or COBE – see text – specifying the use of temperature only ( $T$ ) or temperature +polarisation ( $T+Pol$ ). *BBN* refers to the use of BBN data. The cosmological parameters involved on the statistical analysis are specified in the text.

Constraint ( $\Delta\alpha_{\text{EM}}/\alpha_{\text{EM}} \times 10^2$ )	Data	Comment	Ref.
$(-3.5 \pm 5.5)$	pW, BBN	$\alpha_{\text{EM}}$ only	<a href="#">Avelino et al. (2001)</a>
$(-6 \pm 8)$	pW	$\alpha_{\text{EM}}$ only	<a href="#">Landau et al. (2001)</a>
$(-1.5 \pm 3.5)$	W1	include $\alpha_s$	<a href="#">Rocha et al. (2004)</a>
$(-2.5 \pm 3.56)$	W1	$\alpha_s = 0$	<a href="#">Rocha et al. (2004)</a>
$(-3.15 \pm 6.55)$	W1	$m_e$ free	<a href="#">Ichikawa et al. (2006)</a>
$(10.9 \pm 15.1)$	W1, $H_0$	same	<a href="#">Ichikawa et al. (2006)</a>
$(-1.45 \pm 2.45)$	W3 (T+Pol), $H_0$		<a href="#">Stefanescu (2007)</a>
$(0.3 \pm 1.5)$	W5, 2df	$m_e$ free	<a href="#">Scoccola et al. (2008)</a>
$(-0.4 \pm 4.6)$	W5, $H_0$		<a href="#">Nakashima et al. (2008)</a>
$(-0.25 \pm 4.05)$	W5 + Pol		<a href="#">Menegoni et al. (2009)</a>
$(0.1 \pm 1.4)$	W5 + Pol, $H_0$		<a href="#">Menegoni et al. (2009)</a>
$(-0.324 \pm 0.505)$	W5 (T+Pol)	$m_e$ free	<a href="#">Nakashima et al. (2010a)</a>
$(-1.4 \pm 1.1)$	W7 (T+Pol), SDSS	$m_e$ free	<a href="#">Landau and Scóccola (2010)</a>
$(1.6 \pm 0.5)$	W7+Pol		<a href="#">Menegoni et al. (2012)</a>
$(-1 \pm 0.6)$	W7+Pol	$Y_p$ fixed	<a href="#">Menegoni et al. (2012)</a>
$(1.3 \pm 1.4)$	W7+Pol	$(N_{\text{eff}}, Y_p)$ free	<a href="#">Menegoni et al. (2012)</a>
$(0.36 \pm 0.37)$	P15 + W7(Pol)	$m_e$ free	<a href="#">Ade et al. (2015)</a>
$(0.07 \pm 0.25)$	P15 + BAO		<a href="#">Hart and Chluba (2018)</a>
$(0.11 \pm 0.26)$	P15 + BAO	$m_e$ free	<a href="#">Hart and Chluba (2018)</a>
$(0.05 \pm 0.24)$	P18 (T+Pol)		<a href="#">Hart and Chluba (2020)</a>
$(0.19 \pm 0.22)$	P18 (T+Pol), BAO		<a href="#">Hart and Chluba (2020)</a>
$(0.10 \pm 0.24)$	P18 (T+Pol), BAO	$m_e$ free	<a href="#">Hart and Chluba (2020)</a>
$(0.149 \pm 0.2)$	P18, BAO, SNI		<a href="#">Wang and Chen (2022)</a>

## 5.11 21 cm

After recombination, the CMB photons are redshifted and their temperature drops as  $(1+z)$ . However, the baryons are prevented from cooling adiabatically since the residual amount of free electrons, that can couple the gas to the radiation through Compton scattering, is too small. It follows that the matter decouples thermally from the radiation at a redshift of order  $z \sim 200$ .

The intergalactic hydrogen atoms after recombination are in their ground state, which hyperfine-structure splits into a singlet and a triplet states ( $1s_{1/2}$  with  $F = 0$  and  $F = 1$  respectively, see Sect. III.B.1 of FCV [Uzan 2003a]). It was proposed (Khatri and Wandelt 2007) that the observation of the 21 cm emission can provide a test on the fundamental constants. We refer to Furlanetto et al. (2006) for a detailed review on 21 cm.

The fraction of atoms in the excited (triplet) state versus the ground (singlet) state is conventionally related by the spin temperature  $T_s$  defined by the relation

$$\frac{n_t}{n_s} = 3 \exp\left(-\frac{T_*}{T_s}\right) \quad (283)$$

where  $T_* \equiv hc/(\lambda_{21}k_B) = 68.2$  mK is the temperature corresponding to the 21 cm transition and the factor 3 accounts for the degeneracy of the triplet state (note that this is a very simplified description since the assumption of a unique spin temperature is probably not correct (Furlanetto et al. 2006)). The population of the two states is determined by two processes, the radiative interaction with CMB photons with a wavelength of  $\lambda_{21} = 21.1$  cm (i.e.,  $\nu_{21} = 1420$  MHz) and spin-changing atomic collision. Thus, the evolution of the spin temperature is dictated by (Furlanetto et al. 2006).

$$\frac{dT_s}{dt} = 4C_{10} \left( \frac{1}{T_s} - \frac{1}{T_g} \right) T_s^2 + (1+z)HA_{10} \left( \frac{1}{T_s} - \frac{1}{T_\gamma} \right) \frac{T_\gamma}{T_*} \quad (284)$$

The first term corresponds to the collision de-excitation rate from triplet to singlet and the coefficient  $C_{10}$  is decomposed as

$$C_{10} = \kappa_{10}^{HH} n_p + \kappa_{10}^{eH} x_e n_p$$

with the respective contribution of H-H and  $e$ -H collisions. The second term corresponds to spontaneous transition and  $A_{10}$  is the Einstein coefficient. The equation of evolution for the gas temperature  $T_g$  is given by Eq. (274) with  $T_M = T_g$  (we recall that we have neglected the contribution of helium) and the electronic density satisfies Eq. (273).

It follows (Khatri and Wandelt 2007, 2009) that the change in the brightness temperature of the CMB at the corresponding wavelength scales as  $T_b \propto A_{12}/\nu_{21}^2$ , where the Einstein coefficient  $A_{12}$  is defined below. Observationally, we can deduce the brightness temperature from the brightness  $I_\nu$ , that is the energy received in a given direction per unit area, solid angle and time, defined as the temperature of the black-body radiation with spectrum  $I_\nu$ . Thus,  $k_B T_b \simeq I_\nu c^2 / 2\nu^2$ . It has a mean value,  $\bar{T}_b(z_{\text{obs}})$  at various redshift where

**Table 23** Summary of the main dependencies of the 21 cm relevant parameters in the  $(\alpha_{\text{EM}}, m_e)$  as listed by Lopez-Honorez et al. (2020) (assuming  $m_p$  and  $g_p$  constant. The expression of  $S_\alpha$  if given in Eq. (2.17) of Lopez-Honorez et al. (2020), as obtained from Furlanetto and Pritchard (2006) and  $\mathcal{G}_i$  a function detailed in Madau and Fragos (2017).

Constraint		dependence
hyperfine transition	$\nu_{21}$	$\alpha_{\text{EM}}^4 m_e^2$
Spontaneous emission coefficient of the 21 cm transition	$A_{10}$	$\alpha_{\text{EM}}^{13} m_e$
Brightness temperature factor	$\tau_{\nu_{21}} T_S$	$\alpha_{\text{EM}}^5$
Lyman- $\alpha$ frequency	$\nu_\alpha$	$\alpha_{\text{EM}}^2 m_e^2$
Proper Lyman- $\alpha$ intensity	$\tilde{J}_{\alpha,*}$	$\alpha_{\text{EM}}^{-2} m_e^{-1}$
Spontaneous emission coefficient of the Lyman- $\alpha$ transition	$A_\alpha$	$\alpha_{\text{EM}}^5 m_e$
Gunn-Peterson optical depth	$\tau_{\text{GP}}$	$\alpha_{\text{EM}} m_e^{-2}$
Lyman- $\alpha$ coupling	$x_\alpha$	$S_\alpha \alpha_{\text{EM}}^{-10} m_e^{-4}$
Recombination case B-coefficient	$\alpha_B$	$\alpha_{\text{EM}}^{3.4} m_e^{-3/2}$
Ground state energy of specie $i$	$h\nu_i$	$\alpha_{\text{EM}}^2 m_e$
Ionization cross-section of specie $i$	$\sigma_i$	$\mathcal{G}_i \alpha_{\text{EM}}^{-1} m_e^{-2}$

$1 + z_{\text{obs}} = \nu_{21}^{\text{today}} / \nu_{\text{obs}}$ . Besides, as for the CMB, there will also be fluctuation in  $T_b$  due to imprints of the cosmological perturbations on  $n_p$  and  $T_g$ . It follows that we also have access to an angular power spectrum  $C_\ell(z_{\text{obs}})$  at various redshift (see Lewis and Challinor 2007 for details on this computation).

Both quantities depend on the value of the fundamental constants. Beside the same dependencies of the CMB that arise from the Thomson scattering cross section, we have to consider those arising from the collision terms. In natural units, the Einstein coefficient scaling is given by  $A_{12} = \frac{2}{3} \pi \alpha_{\text{EM}} \nu_{21}^3 m_e^{-2} \sim 2.869 \times 10^{-15} \text{ s}^{-1}$ . It follows that it scales as  $A_{10} \propto g_p^3 \mu^3 \alpha_{\text{EM}}^{13} m_e$ . The brightness temperature depends on the fundamental constant as  $T_b \propto g_p \mu \alpha_{\text{EM}}^5 / m_e$ . Note that the signal can also be affected by a time variation of the gravitational constant through the expansion history of the universe. Khatri and Wandelt (2007) (see also Furlanetto et al. 2006 for further discussions), focusing only on  $\alpha_{\text{EM}}$ , showed that this was the dominant effect on a variation of the fundamental constant (the effect on  $C_{10}$  is much complicated to determine but was argued to be much smaller). It was estimated that a single station telescope like LWA<sup>15</sup> or LOFAR<sup>16</sup> can lead to a constraint of the order of  $\Delta\alpha_{\text{EM}}/\alpha_{\text{EM}} \sim 0.85\%$ , improving to 0.3% for the full LWA. The fundamental challenge for such a measurement is the subtraction of the foreground.

The 21 cm absorption signal is available on a band of redshift typically ranging from  $z \lesssim 1000$  to  $z \sim 20$ , which is between the CMB observation and the formation of the first stars, offering a unique window on the “dark age”. Thus, it offers an interesting possibility to trace the constraints on the evolution of the fundamental constants between the CMB epoch and the quasar absorption spectra.

As for CMB, the knowledge of the cosmological parameters is a limitation since a change of 1% in the baryon density or the Hubble parameter implies

<sup>15</sup> <http://lwa.unm.edu>

<sup>16</sup> <http://www.lofar.org>

a 2% (3% respectively) on the mean bolometric temperature. The effect on the angular power spectrum have been estimated but still require an in depth analysis along the lines of, e.g., [Lewis and Challinor \(2007\)](#). It is motivating since  $C_\ell(z_{\text{obs}})$  is expected to depend on the correlators of the fundamental constants, e.g.,  $\langle \alpha_{\text{EM}}(\mathbf{x}, z_{\text{obs}}) \alpha_{\text{EM}}(\mathbf{x}', z_{\text{obs}}) \rangle$  and thus in principle allows to study their fluctuation, even though it will also depend on the initial condition, e.g., power spectrum, of the cosmological perturbations.

Using the public tool **21vmFASTv2** ([Mesinger et al. 2011](#)) and the **Recfast++** code for reionisation (in the version by [Hart and Chluba \(2018\)](#) implementing varying constant to get the initial conditions on  $X_e$  and the temperature of the gas at  $z = 30$ , [Lopez-Honorez et al. \(2020\)](#) discuss the dependence of the 21-cm signal on  $(\alpha_{\text{EM}}, m_e)$  and their degeneracies with astrophysical parameters (see Table 23) to conclude that their variations can be hope to be constrained at a level of  $\mathcal{O}(10^{-3})$  with future SKA data ([Weltman et al. 2020](#)).

Thanks to its high resolution in radio spectral lines, SKA1-Low has good prospects to use e.g., lines from HI and the OH radical) to constrain  $\alpha_{\text{EM}}$  ([Weltman et al. 2020](#)). The covered redshifts for SKA1-Low will be, e.g.,  $z < 13$  for the HI-21 cm absorption and  $z < 16$  for the ground-state OH-18 cm absorption ([Curran et al. 2004](#)). [Khatri and Wandelt \(2007\)](#) proposed another method to measure  $\alpha_{\text{EM}}$  through the 21 cm absorption of CMB photons. They estimated that the change of 1% of its value shall modify the mean brightness temperature decrement of the CMB due to 21 cm absorption by 5% over the redshift range  $z \in [30, 50]$ .

In conclusion, the 21 cm observation will open a observational window on the fundamental at redshifts ranging typically from 30 to 100, but full in-depth analysis is still required (see [Flambaum and Porsev 2010](#); [Khatri and Wandelt 2010](#) for a critical discussion of this probe).

## 5.12 Galaxy clusters

[Galli \(2013\)](#) proposed a new method based on the idea that hot clusters radiate in the X-ray mainly due to bremsstrahlung, while they leave an imprint on the CMB frequency spectrum through the Sunyaev-Zel'dovich effect. The SZ Compton parameter  $y$  depends on the Thomson cross-section as

$$y = \sigma_{\text{T}} \int n_e \frac{k_{\text{B}} T}{m_e c^2} dl = \frac{\sigma_{\text{T}}}{m_e c^2} \int P dl \quad (285)$$

with  $P = n_e k_{\text{B}} T$  the pressure of the intracluster medium. The integrated Compton parameter,  $Y_{\text{SZ}}$ , is defined as

$$Y_{\text{SZ}} = \int y(\mathbf{n}) d^2 \Omega = \frac{\sigma_{\text{T}}}{m_e c^2} \int P dl d^2 \Omega = \frac{\sigma_{\text{T}}}{m_e c^2} \int D_A^{-2} P d^3 V \quad (286)$$

with  $D_A$  the angular distance. Using Eq. (272) for  $\sigma_{\text{T}}$  and since the integral on the line of sight peaks at the redshift on the cluster one gets

$$Y_{\text{SZ}} D_A^2(z) = \frac{8\pi}{3} \frac{\hbar^2}{m_e^3 c^4} \alpha_{\text{EM}}^2 \int P d^3 V. \quad (287)$$



Concerning the X-ray emission, one observe the surface brightness derived from the thermal bremsstrahlung emissivity (Galli 2013). It is common to define the parameter  $Y_X = MT_X$  in term of the mass and temperature of the cluster. The former is shown to scale (Sasaki 1996) as

$$M \sim \alpha_{\text{EM}}^{-3/2} m_e^{3/4} m_H D_L D_A^{3/2},$$

with  $m_H$  the mass of hydrogen, that we identify to  $m_p$  for simplicity here. The ratio  $Y_{\text{SZ}} D_A^2 / Y_X$  is then expected to be constant from numerical simulations and current observations, and it scales as  $\alpha_{\text{EM}}^{7/2}$ . More precisely we get that

$$\begin{aligned} \frac{Y_{\text{SZ}} D_A^2}{Y_X} &= \left( \frac{\sigma_T}{m_e m_p \mu_e c^2} \right) \left( \frac{\alpha_{\text{EM}}}{\alpha_{\text{EM}}(0)} \right)^{3/2} \left( \frac{m_e}{m_e(0)} \right)^{-3/4} \left( \frac{m_H}{m_H(0)} \right)^{-1} \\ &\quad \times \eta(z) \frac{\int n_e T d^3V}{T_X \int n_e d^3V} \end{aligned} \quad (288)$$

with  $\eta(z) \equiv D_L / (1+z)^2 D_A$  a parameter that is equal to 1 as long as distance duality holds (see Uzan et al. (2004)). Hence

$$\left( \frac{Y_{\text{SZ}} D_A^2}{Y_X} \right)_i = \left( \frac{\alpha_{\text{EM}}}{\alpha_{\text{EM}}(0)} \right)^{7/2} \left( \frac{m_e}{m_e(0)} \right)^{-15/4} \left( \frac{m_p}{m_p(0)} \right)^{-2} \eta(z) \left( \frac{Y_{\text{SZ}} D_A^2}{Y_X} \right)_0. \quad (289)$$

Using a catalog of 61 selected clusters with  $z \in [0.2, 1.5]$  with SZ detected by SPT and X-ray measurement from XMM-Newton, and assuming no variation in  $m_e$  and  $m_p$  and that  $\eta(z) = 1$ , Galli (2013) concluded that

$$|\Delta \alpha_{\text{EM}} / \alpha_{\text{EM}}| < 8 \times 10^{-3} \quad (290)$$

at 66% C.L., not including uncertainties on the cosmological parameters used to determine the angular diameter distance. As pointed out by the author, the data are neither a complete nor a representative sample of clusters and used to provide a first estimate of the accuracy that can be reached by this new method. This constraints was later confirmed by Bora and Desai (2021) performed the same analysis with a catalog of 58 SPT clusters with  $Y_X$  determined by XMM-Newton. Assuming a redshift evolution of the form  $\Delta \alpha_{\text{EM}} / \alpha_{\text{EM}} = -\gamma \ln(1+z)$  they concluded that  $\gamma = 0.95_{-0.11}^{+0.12}$  hence showing no evolution with  $z$ . Colaço et al. (2019) concluded that  $\gamma = -0.15 \pm 0.17$  and De Martino et al. (2016b) used the Planck 2013 data to measure the thermal SZ effect at the location of 618 X-ray selected clusters but focused on a dipole variation (see § 8.3.2). Albuquerque et al. (2024) applies this test by combining the catalog of 44 X-ray data by Mantz et al. (2021) and SNIa data to conclude that  $\Delta \bar{\mu} < 1\%$  on a redshift band  $[0.018, 1.160]$ . See also Gonçalves et al. (2020) for the influence of  $\eta$  on the test of the constancy of  $\alpha_{\text{EM}}$ .

This method is promising given the growing activity of SZ surveys (such as SPTpol, SPT-3G, ACTpol that shall detect an order of magnitude more clusters up to  $z \sim 2$  and X-ray surveys (such as eROSITA that shall discover approx.  $10^5$  clusters). It allows one for a test of  $\alpha_{\text{EM}}$  variation and a possible

dipolar modulations. It still assumes the validity of the distance duality that is intertwined with a variation of  $\alpha_{\text{EM}}$  and  $m_e$  (see e.g. Holanda et al. (2016, 2019)) which is today bounded to  $|\Delta\eta| < 10^{-4}$  (Ellis et al. 2013) between decoupling and today.

### 5.13 Fast Radio Bursts

Fast Radio Bursts are millisecond transient events in radio frequency; see Platts et al. (2019); Petroff et al. (2022) for reviews. While many models have been proposed to explain the burst's origin, the emission mechanism remains unknown (Platts et al. 2019). One of the key parameter is the FRB's dispersion measure (DM) related to the density of free electrons along the line of sight. Starting from the time for a pulse to reach Earth from a source at distance  $d$  with frequency  $\omega$  and groupe velocity  $v_g$ ,

$$t_p = \int_0^d \frac{ds}{v_g} \simeq d + \int_0^d \frac{\omega_p^2}{2\omega^2} ds$$

where  $\omega_p = 4\pi e^2 n_e / m_e$  is the plasma frequency, one defined

$$DM(d) = \int_0^d n_e ds \quad \text{so that} \quad \frac{dt_p}{d\omega} = -\frac{4\pi e^2}{m_e \omega^3} DM(d). \quad (291)$$

This expression neglects the expansion of the universe and assumes the constancy of the fundamental constants. In a cosmological framework, this rewrites as (Lemos et al. 2023)

$$\frac{dt_p}{d\omega_0} = -\frac{4\pi\alpha_{\text{EM}}(0)}{m_e(0)\omega_0^3} DM(z)$$

with

$$DM = \int_0^z \frac{n_e(z')}{(1+z')^2 H(z')} \frac{\alpha_{\text{EM}}(z')}{\alpha_{\text{EM}}(0)} \frac{m_e(0)}{m_e(z')} dz', \quad (292)$$

where  $\omega_0$  is the observed frequency. The main difficulty is to evaluate the contribution of the interstellar medium, Milky Way halo, host galaxy and intergalactic medium. This requires a difficult modelization to extract the contribution of the intergalactic medium. Lemos et al. (2024) applied the method to a catalog of 17 FRB upto a redshift of 0.47 assuming that  $\Delta\alpha_{\text{EM}}/\alpha_{\text{EM}} = -\gamma \ln(1+z)$  and  $\mu$  constant to conclude that  $\gamma < 1\%$ . While it still has to face many systematics and difficult modelizations, the growth of FRB catalogues still makes it an idea to be developed further.

## 5.14 Big Bang nucleosynthesis

### 5.14.1 Overview

The amount of  ${}^4\text{He}$  produced during the big bang nucleosynthesis is mainly determined by the neutron to proton ratio at the freeze-out of the weak interactions that interconvert neutrons and protons. The result of Big Bang nucleosynthesis (BBN) thus depends on  $G$ ,  $\alpha_W$ ,  $\alpha_{\text{EM}}$  and  $\alpha_S$  respectively through the expansion rate, the neutron to proton ratio, the neutron-proton mass difference and the nuclear reaction rates, besides the standard parameters such as, e.g., the number of neutrino families.

The standard BBN scenario (Cyburt et al. 2005; Peter and Uzan 2009; Pitrou et al. 2018) proceeds in three main steps:

1. for  $T > 1$  MeV, ( $t < 1$  s) a first stage during which the neutrons, protons, electrons, positrons and neutrinos are kept in statistical equilibrium by the (rapid) weak interaction

$$n \longleftrightarrow p + e^- + \bar{\nu}_e, \quad n + \nu_e \longleftrightarrow p + e^-, \quad n + e^+ \longleftrightarrow p + \bar{\nu}_e. \quad (293)$$

As long as statistical equilibrium holds, the neutron to proton ratio is

$$(n/p) = e^{-Q_{np}/k_B T} \quad (294)$$

where  $Q_{np} \equiv (m_n - m_p)c^2 = 1.29$  MeV. The abundance of the other light elements is given by (Peter and Uzan 2009)

$$Y_A = g_A \left( \frac{\zeta(3)}{\sqrt{\pi}} \right)^{A-1} 2^{(3A-5)/2} A^{5/2} \left[ \frac{k_B T}{m_N c^2} \right]^{3(A-1)/2} \eta^{A-1} Y_p^Z Y_n^{A-Z} e^{B_A/k_B T}, \quad (295)$$

where  $g_A$  is the number of degrees of freedom of the nucleus  ${}_Z^A\text{X}$ ,  $m_N$  is the nucleon mass,  $\eta$  the baryon-photon ratio and  $B_A \equiv (Zm_p + (A-Z)m_n - m_A)c^2$  the binding energy.

2. Around  $T \sim 0.8$  MeV ( $t \sim 2$  s), the weak interactions freeze out at a temperature  $T_f$  determined by the competition between the weak interaction rates and the expansion rate of the universe and thus roughly determined by  $\Gamma_w(T_f) \sim H(T_f)$  that is

$$G_F^2 (k_B T_f)^5 \sim \sqrt{GN_*} (k_B T_f)^2 \quad (296)$$

where  $G_F$  is the Fermi constant and  $N_*$  the number of relativistic degrees of freedom at  $T_f$ . Below  $T_f$ , the number of neutrons and protons change only from the neutron  $\beta$ -decay between  $T_f$  to  $T_N \sim 0.1$  MeV when  $p + n$  reactions proceed faster than their inverse dissociation.

3. For  $0.05 \text{ MeV} < T < 0.6 \text{ MeV}$  ( $3 \text{ s} < t < 6 \text{ min}$ ), the synthesis of light elements occurs only by two-body reactions. This requires the deuteron to be synthesized ( $p + n \rightarrow D$ ) and the photon density must be low enough for the photo-dissociation to be negligible. This happens roughly when

$$\frac{n_d}{n_\gamma} \sim \eta^2 \exp(-B_D/T_N) \sim 1 \quad (297)$$

with  $\eta \sim 3 \times 10^{-10}$ . The abundance of  $^4\text{He}$  by mass,  $Y_p$ , is then well estimated by

$$Y_p \simeq 2 \frac{(n/p)_N}{1 + (n/p)_N} \quad (298)$$

with

$$(n/p)_N = (n/p)_f \exp(-t_N/\tau_n) \quad (299)$$

with  $t_N \propto G^{-1/2} T_N^{-2}$  and  $\tau_n^{-1} = 1.636 G_F^2 (1 + 3g_A^2) m_e^5 / (2\pi^3)$ , with  $g_A \simeq 1.26$  being the axial/vector coupling of the nucleon. Assuming that  $B_D \propto \alpha_S^2$ , this gives a dependence  $t_N/\tau_p \propto G^{-1/2} \alpha_S^2 G_F^2$ .

4. The abundances of the light element abundances,  $Y_i$ , are then obtained by solving a series of nuclear reactions

$$\dot{Y}_i = J - \Gamma Y_i,$$

where  $J$  and  $\Gamma$  are time-dependent source and sink terms.

#### 5.14.2 Status of standard BBN

Many public codes implement the standard BBN model, **ParthENoPE** (Consiglio et al. 2018), **PRIMAT** (Pitrou et al. 2018), **PRyMordial**: (Burns et al. 2023). All the reaction rates required for the prediction of the early-Universe abundance of low-mass nuclei are measured in accelerators so that, assuming the Copernican principle, BBN has only two free parameters, namely  $\Omega_b h^2$  and  $N_{\text{eff}}$ . The predictions of the light elements abundances can be computed as a function of  $\eta$  and compared to their observed abundance (see Fig. 24 that summarizes the observational constraints obtained on helium-4, helium-3, deuterium and lithium-7).  $\eta$  quantity is related to the baryon density, a parameter measured by other cosmological probes such as the CMB by the relation (Pitrou et al. 2018; Fields et al. 2020; Yeh et al. 2021)

$$\frac{\Omega_b h^2}{0.0224} = \left( \frac{\eta}{6.13197 \times 10^{-10}} \right) \left( \frac{T_{\text{CMB}}}{2.7255 \text{ K}} \right) \left( \frac{1 - 1.759 \times 10^{-3} \frac{Y_p}{0.2471}}{1 - 1.759 \times 10^{-3}} \right) \quad (300)$$

Prior to WMAP, these parameters were adjustable but they are now determined with high accuracy from the CMB analysis. WMAP data (Komatsu et al. 2009) have led to the conclusion that  $\eta = \eta_{\text{WMAP}} = (6.19 \pm 0.15) \times$

$10^{-10}$ . This value has been reevaluated by the Planck-2018 release ([Aghanim et al. 2020](#)) to

$$\begin{aligned}\Omega_b h^2 &= 0.02237 \pm 0.00015 && (\text{CMB}) \\ \Omega_b h^2 &= 0.02242 \pm 0.00014 && (\text{CMB} + \text{BAO}).\end{aligned}\tag{301}$$

Then, the effective number of neutrino has been reevaluated to  $N_{\text{eff}} = 3.044$  for 3 families, taking into account their non-instantaneous decoupling ([Froustey et al. 2020](#)) and the neutron decay constant is now measured to  $\tau_n = 879.4 \pm 0.6$  s ([Zyla et al. 2020](#)).

Concerning the observations the spectroscopic abundances, helium-3 is not very constraining because it is both produced and destroyed in stars so that the evolution of its abundance in time is not very precise. Lithium-7 exhibits a factor of order 3 discrepancy, which is usually discarded quietly, the consensus being that it cannot arise from the nuclear sector. Finally, the most most recent recommended observed value ([Cooke et al. 2018](#)) is  $\text{D}/\text{H} = (2.527 \pm 0.030) \times 10^{-5}$  at a redshift  $z \sim 2.5 - 3.1$ . Deuterium is thus the most constraining BBN observable because both its observational measurement and its theoretical prediction reach 1% accuracy. It has recently been pointed out that differences between BBN codes are attributed to different choices made when modelling the nuclear cross-sections, and not on weak rates. It is important to keep in mind that one would need to control their accuracy at least at the percent level and to take into account the latest data; see [Pisanti et al. \(2021\)](#); [Pitrou et al. \(2021a\)](#); [Fields et al. \(2020\)](#); [Pitrou et al. \(2021b\)](#).

There exists a long-time discrepancy between the predicted abundance of lithium-7 based on the CMB results ([Coc et al. 2004](#); [Coc and Vangioni 2010](#)) for  $\eta$ ,  ${}^7\text{Li}/\text{H} = (5.14 \pm 0.50) \times 10^{-10}$  and its values measured in metal-poor halo stars in our galaxy ([Bonifacio et al. 2007](#)),  ${}^7\text{Li}/\text{H} = (1.26 \pm 0.26) \times 10^{-10}$ , which is a factor of three lower, at least ([Cyburt et al. 2008](#)) (see also [Spite and Spite 2009](#)), than the predicted value. No solution to this *Lithium-7* problem is known. A back of the envelope estimates shows that we can mimic a lower  $\eta$  parameter, just by modifying the deuterium binding energy, letting  $T_N$  unchanged, since from Eq. (297), one just need  $\Delta B_D/T_N \sim -\ln 9$  so that the effective  $\eta$  parameter, assuming no variation of constant, is three times smaller than  $\eta_{\text{WMAP}}$ . This rough rule of thumb explains that the solution of the lithium-7 problem may lie in a possible variation of the fundamental constants (see below for details).

### 5.14.3 Constants everywhere

In complete generality, the effect of varying constants on the BBN predictions is difficult to model because of the intricate structure of QCD and its role in low energy nuclear reactions. Thus, a solution is to proceed in *two steps*, first by determining the dependencies of the light element abundances on the BBN parameters and then by relating those parameters to the fundamental constants.

The analysis of the previous Sect. 5.14.1, that was restricted to the helium-4 case, clearly shows that the abundances will depend on: (1)  $\alpha_G$ , which will affect the Hubble expansion rate at the time of nucleosynthesis in the same way as extra-relativistic degrees of freedom do, so that it modifies the freeze-out time  $T_f$ . This is the only gravitational sector parameter. (2)  $\tau_n$ , the neutron lifetime dictates the free neutron decay and appears in the normalization of the proton-neutron reaction rates. It is the only weak interaction parameter and it is related to the Fermi constant  $G_F$ , or equivalently the Higgs vev. (3)  $\alpha_{EM}$ , the fine-structure constant. It enters in the Coulomb barriers of the reaction rates through the Gamow factor, in all the binding energies. (4)  $Q_{np}$ , the neutron-proton mass difference enters in the neutron-proton ratio and we also have a dependence in (5)  $m_N$  and  $m_e$  and (6) the binding energies.

Clearly all these parameters are not independent but their relation is often model-dependent. If we focus on helium-4, its abundance mainly depends on  $Q_{np}$ ,  $T_f$  and  $T_N$  (and hence mainly on the neutron lifetime,  $\tau_n$ ). Early studies (see Sect. III.C.2 of FVC03 [Uzan 2003a]) generally focused on one of these parameters. For instance, Kolb et al. (1986) calculated the dependence of primordial  $^4\text{He}$  on  $G$ ,  $G_F$  and  $Q_{np}$  to deduce that the helium-4 abundance was mostly sensitive in the change in  $Q_{np}$  and that other abundances were less sensitive to the value of  $Q_{np}$ , mainly because  $^4\text{He}$  has a larger binding energy; its abundances is less sensitive to the weak reaction rate and more to the parameters fixing the value of  $(n/p)$ . To extract the constraint on the fine-structure constant, they decomposed  $Q_{np}$  as  $Q_{np} = \alpha_{EM}Q_\alpha + \beta Q_\beta$  where the first term represents the electromagnetic contribution and the second part corresponds to all non-electromagnetic contributions. Assuming that  $Q_\alpha$  and  $Q_\beta$  are constant and that the electromagnetic contribution is the dominant part of  $Q$ , they deduced that  $|\Delta\alpha_{EM}/\alpha_{EM}| < 10^{-2}$ . Campbell and Olive (1995) kept track of the changes in  $T_f$  and  $Q_{np}$  separately and deduced that  $\frac{\Delta Y_p}{Y_p} \simeq \frac{\Delta T_f}{T_f} - \frac{\Delta Q_{np}}{Q_{np}}$  while more recently the analysis (Landau et al. 2008) focused on  $\alpha_{EM}$  and  $v$ .

Let us now see how the effect of all these parameters are now accounted for in BBN codes.

Bergström et al. (1999) started to focus on the  $\alpha_{EM}$ -dependence of the thermonuclear rates (see also Ichikawa and Kawasaki 2005). In the non-relativistic limit, it is obtained as the thermal average of the product of the cross, the relative velocity and the the number densities. Charged particles must tunnel through a Coulomb barrier to react. Changing  $\alpha_{EM}$  modifies these barriers and thus the reaction rates. Separating the Coulomb part, the low-energy cross section can be written as

$$\sigma(E) = \frac{S(E)}{E} e^{-2\pi\eta(E)} \quad (302)$$

where  $\eta(E)$  arises from the Coulomb barrier and is given in terms of the charges and the reduced mass  $M_r$  of the two interacting particles as

$$\eta(E) = \alpha_{EM} Z_1 Z_2 \sqrt{\frac{M_r c^2}{2E}}. \quad (303)$$

The form factor  $S(E)$  has to be extrapolated from experimental nuclear data but its  $\alpha_{\text{EM}}$ -dependence as well as the one of the reduced mass were neglected. Keeping all other constants fixed, assuming no exotic effects and taking a lifetime of 886.7 s for the neutron, it was deduced that  $|\Delta\alpha_{\text{EM}}/\alpha_{\text{EM}}| < 2 \times 10^{-2}$ . This analysis was then extended (Nollet and Lopez 2002) to take into account the  $\alpha_{\text{EM}}$ -dependence of the form factor to conclude that

$$\sigma(E) = \frac{2\pi\eta(E)}{\exp^{2\pi\eta(E)} - 1} \simeq 2\pi\alpha_{\text{EM}}Z_1Z_2\sqrt{\frac{M_r c^2}{c^2}} \exp^{-2\pi\eta(E)}.$$

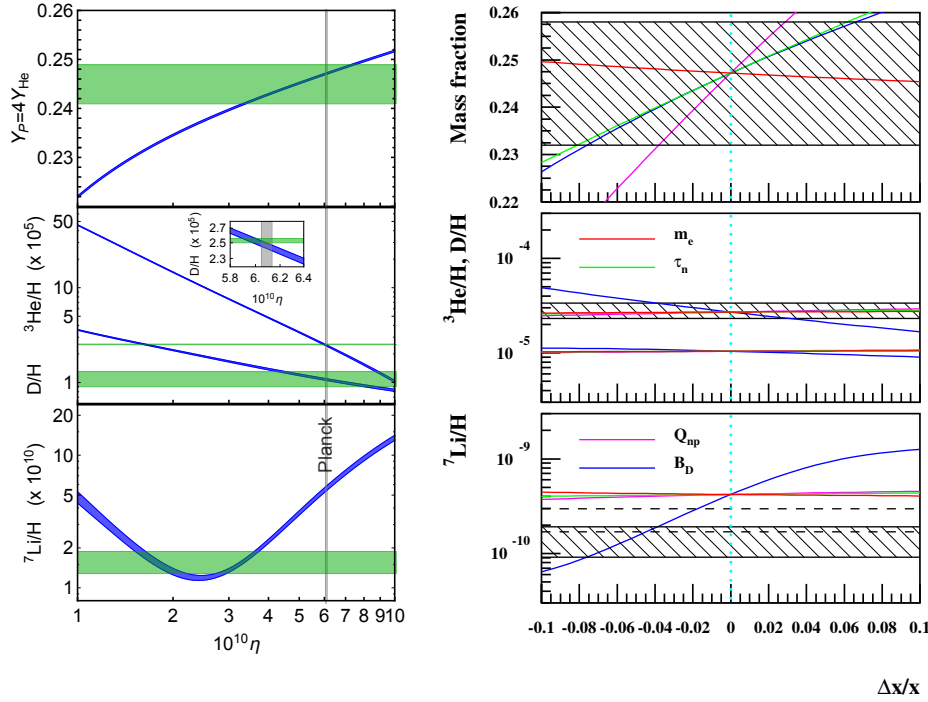
Nollet and Lopez (2002) also took into account (1) the effect that when two charged particles are produced they must escape the Coulomb barrier. This effect is generally weak because the  $Q_i$ -values (energy release) of the different reactions are generally larger than the Coulomb barrier at the exception of two cases,  ${}^3\text{He}(n, p){}^3\text{H}$  and  ${}^7\text{Be}(n, p){}^7\text{Li}$ . The rate of these reactions must be multiplied by a factor  $(1 + a_i\Delta\alpha_{\text{EM}}/\alpha_{\text{EM}})$ . (2) The radiative capture (photon emitting processes) are proportional to  $\alpha_{\text{EM}}$  since it is the strength of the coupling of the photon and nuclear currents. All these rates need to be multiplied by  $(1 + \Delta\alpha_{\text{EM}}/\alpha_{\text{EM}})$ . (3) The electromagnetic contribution to all masses was taken into account, which modify the  $Q_i$ -values as  $Q_i \rightarrow Q_i + q_i\Delta\alpha_{\text{EM}}/\alpha_{\text{EM}}$ . For helium-4 abundance these effects are negligible since the main  $\alpha_{\text{EM}}$ -dependence arises from  $Q_{\text{np}}$ . Equipped with these modifications, it was concluded that  $\Delta\alpha_{\text{EM}}/\alpha_{\text{EM}} = -0.007^{+0.010}_{-0.017}$  using only deuterium and helium-4 since the lithium-7 problem was still present. This was updated by Meißner et al. (2023) that study the  $\alpha_{\text{EM}}$ -dependence on  $Q_{\text{np}}$ ,  $\beta$ -decays and nuclear cross-sections to conclude that  $|\Delta\alpha_{\text{EM}}/\alpha_{\text{EM}}| < 0.2$  assuming all other constants are kept fixed.

Then the focus fell on the deuterium binding energy,  $B_D$ . Flambaum and Shuryak (2002, 2003); Dmitriev et al. (2004); Dmitriev and Flambaum (2003) illustrated the sensitivity of the light element abundances on  $B_D$ . Its value mainly sets the beginning of the nucleosynthesis, that is of  $T_N$  since the temperature must low-enough in order for the photo-dissociation of the deuterium to be negligible (this is at the origin of the deuterium bottleneck). The importance of  $B_D$  is easily understood by the fact that the equilibrium abundance of deuterium and the reaction rate  $p(n, \gamma)\text{D}$  depends exponentially on  $B_D$  and on the fact that the deuterium is in a shallow bound state. Focusing on the  $T_N$ -dependence, it was concluded (Flambaum and Shuryak 2002) that  $\Delta B_D/B_D < 0.075$ .

This shows that the situation is more complex and that one cannot reduce the analysis to a single varying parameter. Many studies then tried to determinate the sensitivity to the variation of many independent parameters.

The sensitivity of the helium-4 abundance to the variation of 7 parameters was first investigated by Müller et al. (2004) considering the dependence on the parameters  $\{X_i\} \equiv \{G, \alpha_{\text{EM}}, v, m_e, \tau_n, Q_{\text{np}}, B_D\}$  independently,

$$\Delta \ln Y_{\text{He}} = \sum_i c_i^{(X)} \Delta \ln X_i$$



**Fig. 24** (Left): variation of the light element abundances in function of  $\eta$  compared to the spectroscopic abundances. The vertical line depicts the constraint obtained on  $\eta$  from the study of the cosmic microwave background data. The lithium-7 problem lies in the fact that  $\eta_{\text{spectro}} < \eta_{\text{WMAP}}$ . From [Pitrou et al. \(2018\)](#). (right): dependence of the light element abundance on the independent variation of the BBN parameters, assuming  $\eta = \eta_{\text{WMAP}}$ . From [Coc et al. \(2006\)](#).

and assuming  $\Lambda_{\text{QCD}}$  fixed (so that the seven parameters are in fact dimensionless quantities). The  $c_i^{(X)}$  are the sensitivities to the BBN parameters, assuming the six others are fixed. It was concluded that

$$Y_{\text{He}} \propto \alpha_{\text{EM}}^{-0.043} v^{2.4} m_e^{0.024} \tau_n^{0.24} Q_{\text{np}}^{-1.8} B_D^{0.53} G^{0.405}$$

for independent variations. They further related  $(\tau_n, Q_{\text{np}}, B_D)$  to  $(\alpha_{\text{EM}}, v, m_e, m_N, m_d - m_u)$ , as we shall discuss in the next Sect. [5.14.4](#).

This was generalized by [Landau et al. \(2006b\)](#) up to lithium-7 considering the parameters  $\{\alpha_{\text{EM}}, G_F, \Lambda_{\text{QCD}}, \Omega_b h^2\}$ , assuming  $G$  constant where the variation of  $\tau_n$  and the variation of the masses were tied to these parameters but the effect on the binding energies were not considered.

[Coc et al. \(2007\)](#) considered the effect of a variation of  $(Q_{\text{np}}, B_D, \tau_n, m_e)$  on the abundances of the light elements up to lithium-7 neglecting the effect of  $\alpha_{\text{EM}}$  on cross-sections. Their dependence on the independent variation of each of these parameters is depicted on Fig. [24](#). It confirmed the result of [Flambaum and Shuryak \(2002\)](#); [Olive \(2009a\)](#) that the deuterium binding energy is the



most sensitive parameter. From the helium-4 data alone, the bounds

$$-8.2 \times 10^{-2} \lesssim \frac{\Delta\tau_n}{\tau_n} \lesssim 6 \times 10^{-2}, \quad -4 \times 10^{-2} \lesssim \frac{\Delta Q_{\text{np}}}{Q_{\text{np}}} \lesssim 2.7 \times 10^{-2}, \quad (304)$$

and

$$-7.5 \times 10^{-2} \lesssim \frac{\Delta B_D}{B_D} \lesssim 6.5 \times 10^{-2}, \quad (305)$$

at a  $2\sigma$  level, were set (assuming  $\eta_{\text{WMAP}}$ ). The deuterium data set the tighter constraint  $-4 \times 10^{-2} \lesssim \Delta \ln B_D \lesssim 3 \times 10^{-2}$ . Note also on Fig. 24 that the lithium-7 abundance can be brought in concordance with the spectroscopic observations provided that  $B_D$  was smaller during BBN

$$-7.5 \times 10^{-2} \lesssim \frac{\Delta B_D}{B_D} \lesssim -4 \times 10^{-2},$$

so that  $B_D$  may be the most important parameter to resolve the lithium-7 problem. The effect of the quark mass on the binding energies was described in Berengut et al. (2010b). They then concluded that a variation of  $\Delta m_q/m_q = 0.013 \pm 0.002$  allows to reconcile the abundance of lithium-7 and the value of  $\eta$  deduced from WMAP.

This analysis was extended (Dent et al. 2007) to incorporate the effect of 13 independent BBN parameters including the parameters considered before plus the binding energies of deuterium, tritium, helium-3, helium-4, lithium-6, lithium-7 and beryllium-7. The sensitivity of the light element abundances to the independent variation of these parameters is summarized in Table I of Dent et al. (2007). These BBN parameters were then related to the same 6 “fundamental” parameters used in Müller et al. (2004).

All these analyses demonstrate that the effects of the BBN parameters on the light element abundances are now under control. They have been implemented in BBN codes and most results agree, as well as with semi-analytical estimates. As long as these parameters are assumed to vary independently, no constraints sharper than  $10^{-2}$  can be set. One should also not forget to take into account standard parameters of the BBN computation such as  $\eta$  and the effective number of relativistic particle.

#### 5.14.4 From BBN parameters to fundamental constants

To reduce the number parameters, we need to relate the BBN parameters to more fundamental ones, keeping in mind that this can usually be done only in a model-dependent way. We shall describe some of the relations that have been used in many studies. They mainly concern  $Q_{\text{np}}$ ,  $\tau_n$  and  $B_D$ .

At lowest order, all dimensional parameters of QCD, e.g., masses, nuclear energies etc., are to a good approximation simply proportional to some powers of  $\Lambda_{\text{QCD}}$ . One needs to go beyond such a description and takes the effects of the masses of the quarks into account.

•*Proton-neutron mass difference.*  $Q_{np}$  can be expressed in terms of the mass on the quarks u and d and the fine-structure constant as

$$Q_{np} = a\alpha_{\text{EM}}\Lambda_{\text{QCD}} + (m_d - m_u),$$

where the electromagnetic contribution today is  $(a\alpha_{\text{EM}}\Lambda_{\text{QCD}})_0 = -0.76$  MeV and therefore the quark mass contribution today is  $(m_d - m_u) = 2.05$  (Gasser and Leutwyler 1982) so that

$$\frac{\Delta Q_{np}}{Q_{np}} = -0.59 \frac{\Delta\alpha_{\text{EM}}}{\alpha_{\text{EM}}} + 1.59 \frac{\Delta(m_d - m_u)}{(m_d - m_u)}. \quad (306)$$

All the analyses cited above agree on this dependence.

•*Neutron lifetime.* It can be well approximated by

$$\tau_n^{-1} = \frac{1 + 3g_A^2}{120\pi^3} G_F^2 m_e^5 \left[ \sqrt{q^2 - 1}(2q^4 - 9q^2 - 8) + 15 \ln(q + \sqrt{q^2 - 1}) \right],$$

with  $q \equiv Q_{np}/m_e$  and  $G_F = 1/\sqrt{2}v^2$ . Using the former expression for  $Q_{np}$  we can express  $\tau_n$  in terms of  $\alpha_{\text{EM}}$ ,  $v$  and the u, d and electron masses. It follows

$$\frac{\Delta\tau_n}{\tau_n} = 3.86 \frac{\Delta\alpha_{\text{EM}}}{\alpha_{\text{EM}}} + 4 \frac{\Delta v}{v} + 1.52 \frac{\Delta m_e}{m_e} - 10.4 \frac{\Delta(m_d - m_u)}{(m_d - m_u)}. \quad (307)$$

Again, all the analyses cited above agree on this dependence.

•*Binding energies.* Let us now turn to the binding energies, and more particularly to  $B_D$  that, as we have seen, is a crucial parameter. This is one the better known quantities in the nuclear domain and it is experimentally measured to a precision better than  $10^{-6}$  (Audi 2006). Two approaches have been followed.

- *Pion mass.* A first route is to use the dependence of the binding energy on the pion mass (Epelbaum et al. 2003; Beane and Savage 2003), which is related to the u and d quark masses by

$$m_\pi^2 = m_q \langle \bar{u}u + \bar{d}d \rangle f_\pi^{-2} \simeq \hat{m} \Lambda_{\text{QCD}},$$

where  $m_q \equiv \frac{1}{2}(m_u + m_d)$  and assuming that the leading order of  $\langle \bar{u}u + \bar{d}d \rangle f_\pi^{-2}$  depends only on  $\Lambda_{\text{QCD}}$ ,  $f_\pi$  being the pion decay constant. This dependence was parameterized (Yoo and Scherrer 2003) as

$$\frac{\Delta B_D}{B_D} = -r \frac{\Delta m_\pi}{m_\pi},$$

where  $r$  is a fitting parameter found to be between 6 (Epelbaum et al. 2003) and 10 (Beane and Savage 2003). Prior to this result, the analysis of Flambaum and Shuryak (2002) provides two computations of this dependence, which respectively lead to  $r = -3$  and  $r = 18$  while, following the same lines, Chamoun et al. (2007) got  $r = 0.082$ .

Müller et al. (2004), following the computations of Pudliner et al. (1997), adds an electromagnetic contribution  $-0.0081\Delta\alpha_{\text{EM}}/\alpha_{\text{EM}}$  so that

$$\frac{\Delta B_D}{B_D} = -\frac{r}{2} \frac{\Delta m_q}{m_q} - 0.0081 \frac{\Delta\alpha_{\text{EM}}}{\alpha_{\text{EM}}}, \quad (308)$$

but this latter contribution has not been included in other work.

- *Sigma model.* In the framework of the Walecka model, where the potential for the nuclear forces keeps only the  $\sigma$  and  $\omega$  meson exchanges,

$$V = -\frac{g_s^2}{4\pi r} \exp(-m_\sigma r) + \frac{g_v^2}{4\pi r} \exp(-m_\omega r),$$

where  $g_s$  and  $g_v$  are two coupling constants. Describing  $\sigma$  as a SU(3) singlet state, its mass was related to the mass of the strange quark. In this way one can hope to take into account the effect of the strange quark, both on the nucleon mass and the binding energy. In a second step  $B_D$  is related to the meson and nucleon mass by

$$\frac{\Delta B_D}{B_D} = -48 \frac{\Delta m_\sigma}{m_\sigma} + 50 \frac{\Delta m_\omega}{m_\omega} + 6 \frac{\Delta m_N}{m_N}$$

so that  $\Delta B_D/B_D \simeq -17\Delta m_s/m_s$  (Flambaum and Shuryak 2003). Unfortunately, a complete treatment of all the nuclear quantities on  $m_s$  has not been performed yet.

The case of the binding energies of the other elements has been less studied. Dent et al. (2007) follows a route similar than for  $B_D$  and relates them to pion mass and assumes that

$$\frac{\partial B_i}{\partial m_\pi} = f_i(A_i - 1) \frac{B_D}{m_\pi} r \simeq -0.13 f_i(A_i - 1),$$

where  $f_i$  are unknown coefficients assumed to be of order unity and  $A_i$  is the number of nucleons. No other estimates has been performed. Other nuclear potentials (such as Reid 93 potential, Nijmegen potential, Argonne  $v18$  potential and Bonn potential) have been used in Civitarese et al. (2010) to determine the dependence of  $B_D$  on  $v$  and agree with previous studies. Note also that the effect of a possible change of the nucleon-nucleon interaction on the reaction rates involving  $A = 5$  and  $A = 8$  unstable nuclei was investigated in Coc et al. (2012a,b) to conclude, in particular, that no significant effect on BBN appear even if beryllium-8 was stable.

These analyses allow one to reduce all the BBN parameter to the physical constants ( $\alpha_{\text{EM}}$ ,  $v$ ,  $m_e$ ,  $m_d - m_u$ ,  $m_q$ ) and  $G$  that is not affected by this discussion. This set can be further reduced, since all the masses can be expressed in terms of  $v$  as  $m_i = h_i v$ , where  $h_i$  are Yukawa couplings. We also refer to the extensive study (Birrell et al. 2014; Rafelski et al. 2024) for a discussion of the effects of fundamental constants of the standard model of particle physics on the neutrino freeze-out process showing that it mostly depends on the Weinberg angle  $\theta_W$  and the combination  $m_e^3 G_F^2 / G_N^{1/2}$ .

Focusing on the resonant nuclear process  ${}^3\text{He}(d, p){}^4\text{He}$  dependence on  $m_q$ , [Cheoun et al. \(2011\)](#) concluded that  $-0.5 \times 10^{-2} < \Delta m_q/m_q < 2.5 \times 10^{-2}$  from D/H alone and  $\Delta m_q/m_q < 10^{-2}$  from helium-4 alone assuming that  $\eta$  is fixed to its WMAP-7 value  $\eta = 6.23 \times 10^{-10}$ , hence concluding that  $-0.5 \times 10^{-2} < \Delta m_q/m_q < 10^{-2}$ . [Bedaque et al. \(2011\)](#) consider several effective field theories as well as lattice QCD results, including a nuclear pionless effective theory, to compute the sensitivities of the binding energies on  $m_q$ . They concluded that BBN implies  $-10^{-2} < \Delta m_q/m_q < 7 \times 10^{-3}$ . [Berengut et al. \(2013a\)](#) presents a derivation of the sensitivities of the light element of the binding energies and nuclear scattering lengths in the chiral perturbation theory in combination with non-perturbative methods. From deuterium and helium-4 data, they concluded  $\Delta m_q/m_q = (2 \pm 4) \times 10^{-2}$ , a constraints that drop to  $|\Delta m_q/m_q| < 9 \times 10^{-3}$  if the variation of  $m_q$  is assumed to be related to a variation of  $v$  that translated to a variation of  $m_e$  that impacts the neutron lifetime. Following [Flambaum and Wiringa \(2007\)](#) for the sensitivities of the binding energies of nucleus masses, [Mori and Kusakabe \(2019\)](#) investigated the sensitivity of the  ${}^7\text{Be}(n, p){}^7\text{Li}$  reaction to a change of  $m_q$ . They concluded that if the variation of the excitation energies of the compound nucleus  ${}^8\text{Be}^*$  is the same as that of the ground state, the shift of the resonance at  $E_r = 0.33$  MeV can decrease the  ${}^7\text{Be}$  abundance significantly for  $\Delta m_q/m_q < -5 \times 10^{-3}$ .

To go further, one needs to make more assumption, such as grand unification, or by relating the Yukawa coupling of the top to  $v$  by assuming that weak scale is determined by dimensional transmutation ([Coc et al. 2007](#)), or that the variation of the constant is induced by a string dilaton ([Campbell and Olive 1995](#)). At each step, one gets more stringent constraints, which can reach the  $10^{-4}$  ([Dent et al. 2007](#)) to  $10^{-5}$  ([Coc et al. 2007](#)) level but indeed more model-dependent!

#### 5.14.5 Constants and the lithium problem

The success of the BBN model is limited by the well-known Lithium problem, i.e. the fact that the theoretically expected abundance of Lithium-7 (given our present knowledge of astrophysics, nuclear and particle physics) exceeds the observed one by a factor of about 3.5.

As seen on Fig 24, [Coc and Vangioni \(2010\)](#) pointed out that a lower value of the deuterium binding energy at BBN can solve the lithium problem. This possibility was later marginally ruled out by the improvement of the D/H abundance measurements by [Cooke et al. \(2018\)](#). This fact nevertheless rose attention of the importance on correlated variation of constants. [Bedaque et al. \(2011\)](#) stressed that since the values for lithium-7 binding energies are not reliable, the nuclear pionless effective theory may change this and allow us to address the ‘‘Lithium problem’’ as a signal of quark mass variation. Then, [Mori and Kusakabe \(2019\)](#) proposed a solution to the lithium problem with a finite value of  $\Delta m_q/m_q = (4 - 8) \times 10^{-3}$  using the sensitivities of the binding energy of nucleus mass from [Flambaum and Wiringa \(2007\)](#) while assuming that the resonance energies of excited states do not

vary. [Mosquera and Civitarese \(2017\)](#) concluded that the lithium abundance is reduced for  $3\sigma$  level variation of  $(\alpha_{\text{EM}}, v)$  with introduction of dark energy. [Martins \(2021\)](#); [Clara and Martins \(2020\)](#) reconsidered the problem within the  $(R, S)$ -parameterisation (see 4.5) that allowed them to express the variation of all the primordial abundances as a linear combinations of  $R$  and  $S$ ,  $\Delta Y_i/Y_i = (x_i + y_i S + z_i R)\Delta\alpha_{\text{EM}}/\alpha_{\text{EM}}$  to conclude that constants remains an alternative for a solution to the lithium problem. [Deal and Martins \(2021\)](#) extend this to include  $\Delta Y_i/Y_i = (x_i + y_i S + z_i R)\Delta\alpha_{\text{EM}}/\alpha_{\text{EM}} + t_i \Delta\tau_{\text{n}}/\tau_{\text{n}} + v_i \Delta N_{\text{eff}}/N_{\text{eff}} + w_i \Delta\eta_{10}/\eta_{10}$  to conclude that the Lithium problem most likely has an astrophysical solution while the deuterium discrepancy provides a possible hint for  $\Delta\alpha_{\text{EM}}/\alpha_{\text{EM}} > 0$ . Similarly, [Franchino-Viñas and Mosquera \(2021\)](#) claimed that a  $(G, N_{\text{eff}}, \alpha_{\text{EM}}, v)$  variation can ease both the lithium and Hubble tensions and, to finish, [Seto et al. \(2023\)](#) stressed that a variation of  $\alpha_{\text{EM}}$  to explain the helium-4 data by [Matsumoto et al. \(2022\)](#).

#### 5.14.6 Conclusion

Primordial nucleosynthesis offers a possibility to test almost all fundamental constants of physics at a redshift of  $z \sim 10^8$ . This makes it very rich but indeed the effect of each constant is more difficult to disentangle. The effect of the BBN parameters has been quantified with precision and they can be constrained typically at a  $10^{-2}$  level, and in particular it seems that the most sensitive parameter is the deuterium binding energy.

The link with more fundamental parameters is better understood but the dependence of the deuterium binding energy still left some uncertainties and a good description of the effect of the strange quark mass is missing.

We have not considered the variation of  $G$  in this section. Its effect is disconnected from the other parameters. Let us just stress that assuming the BBN sensitivity on  $G$  by just modifying its value may be misleading. In particular  $G$  can vary a lot during the electron-positron annihilation so that the BBN constraints can in general not be described by an effective speed-up factor ([Coc et al. 2006](#); [Damour and Pichon 1999](#)), see next section.

## 6 The gravitational sector and $G$

The gravitational constant was the first constant whose constancy was questioned (Dirac 1937). From a theoretical point of view, theories with a varying gravitational constant can be designed to satisfy the equivalence principle in its weak form but not in its strong form (Will 1993) (see Sect. 3.1.1 for details). Most theories of gravity that violate the strong equivalence principle predict that the locally measured gravitational constant may vary with time.

The value of the gravitational constant is

$$G = 6.674\,30(15) \times 10^{-11} \text{ m}^3 \text{ kg}^{-1} \text{ s}^{-2}$$

so that its relative standard uncertainty fixed by the CODATA<sup>17</sup> is 0.01% (Tiesinga et al. 2021); see Wu et al. (2019) for a review on the latest measurement of  $G$ . Interestingly, the disparity between different experiments led, in 1998, to a temporary increase of this uncertainty to 0.15% (Gundlach and Merkowitz 2000), which demonstrates the difficulty in measuring the value of this constant. This explains partly why the constraints on the time variation are less stringent than for the other constants.

A variation of the gravitational constant, being a pure gravitational phenomenon, does not affect the local physics, such as, e.g., the atomic transitions or the nuclear physics. In particular, it is equivalent to stating that the masses of all particles are varying in the same way so that their ratios remain constant. Similarly all absorption lines will be shifted in the same way. It follows that most constraints are obtained from systems in which gravity is non-negligible, such as the motion of the bodies of the Solar system, astrophysical and cosmological systems. They are mostly related in the comparison of a gravitational time scale, e.g., period of orbits, to a non-gravitational time scale. It follows that in general the constraints assume that the values of the other constants are fixed. Taking their variation into account would add degeneracies and make the constraints cited below less stringent.

We refer to Sect. IV of FVC03 (Uzan 2003a) for earlier constraints based, e.g., on the determination of the Earth surface temperature, which roughly scales as  $G^{2.25} M_{\odot}^{1.75}$  and gives a constraint of the order of  $|\Delta G/G| < 0.1$  (Gamow 1967), or on the estimation of the Earth radius at different geological epochs. We also emphasize that constraints on the variation of  $G$  are meant to be constraints on the dimensionless parameter  $\alpha_G$ ; see Eq. (9). The main constraints are summarized in Table 24.

Note an important difference between  $G$  and other fundamental constants. A variation of  $G$  would affect all observable achromatically, hence the effect on cosmic spectra would be undistinguishable from a global redshift effect that can e.g., arise from the cosmic expansion. If rewritten in terms of varying masses then all mass ratios remain unchanged. To finish, note that while one can measure  $GM$  with high accuracy, it is more difficult to measure  $G$  and

<sup>17</sup> The CODATA is the COmmittee on Data for Science and Technology, see <http://www.codata.org/>.

**Table 24** Summary of the main constraints on a secular change of  $G$ .

System	$\Delta G/G$	$\dot{G}/G$ ( $\text{yr}^{-1}$ )	Ref.
Earth-Moon		x	Hofmann et al. (2010)
Earth-Moon		x	Biskupek et al. (2021)
Planet ranging		x	Pinto et al. (2011)
Planet ranging		x	Pitjeva and Pitjev (2012)
Large Magelanic cloud	$-0.07^{+0.05}_{-0.04}$	x	Desmond et al. (2021)
PSR B1913+16	x		Kaspi et al. (1994)
PSR B1855+09	x		Kaspi et al. (1994)
PSR J1738+0333,	x		Freire et al. (2012)
PSR J1713+0747	x		Zhu et al. (2015)
PSR J0437-4715	x	$< 2.3 \times 10^{-11}$	Verbiest et al. (2008)
Globular clusters	x	$(-1.4 \pm 2.1) \times 10^{-11}$	Del’Innocenti (1996)
Helioseismology	x	$< 1.6 \times 10^{-12}$	Guenther et al. (1998)
Asteroseismology	x	$1.2 \pm 2.6) \times 10^{-12}$	Bellinger and Christensen-Dalsgaard (2019)
NGC 6791	x	$(-0.9 \pm 0.9) \times 10^{-12}$	Garcia-Berro et al. (2011)
G117-B15A	x	$(-0.9 \pm 0.9) \times 10^{-10}$	Corsico et al. (2001)
R548	x	$(-0.65 \pm 0.65) \times 10^{-10}$	Corsico et al. (2001)
G117-B15A	x	$< 4.1 \times 10^{-11}$	Benvenuto et al. (2004); Biesiada and Malec (2004)
SN Ia	x	$-3 \times 10^{-11} < \dot{G}/G < 7.3 \times 10^{-11}$	Mould and Uddin (2014)
SN II	x	$-0.6 \pm 4.2) \times 10^{-12}$	Thorsett (1996)
BBN	x	$\Delta G/G = -0.01^{+0.06}_{-0.05}$	Alvey et al. (2020)

$M$  independently. This explains why the constraints on the time variation of  $G$  are several order of magnitude worse than those on non-gravitational constants.

### 6.1 Solar system constraints

Monitoring the orbits of the various bodies of the Solar system offers a possibility to constrain deviations from General Relativity, and in particular the time variation of  $G$ . This accounts for comparing a gravitational time scale (related to the orbital motion) and an atomic time scale and it is thus assumed that the variation of atomic constants is negligible over the time of the experiment.

#### *Earth-Moon system*

A time variation of  $G$  can be related to a variation of the mean motion ( $n = 2\pi/P$ ) of the orbit of the Moon around the Earth. A decrease in  $G$  would induce both the Lunar mean distance and period to increase. As long as the gravitational binding energy is negligible, one has

$$\frac{\dot{P}}{P} = -2 \frac{\dot{G}}{G}.$$

Earlier constraints rely on paleontological data and ancient eclipses observations (see Sect. IV.B.1 of FVC03 [Uzan 2003a]) and none of them are very reliable. A main difficulty arises from tidal dissipation that also causes the mean

distance and orbital period to increase (for tidal changes  $2\dot{n}/n + 3\dot{a}/a = 0$ ), but not as in the same ratio as for  $\dot{G}$ .

The Lunar Laser Ranging (LLR) experiment has measured the Earth-Moon distance with an accuracy of the order of 1 cm over 3 decades. An early analysis of this data (Williams et al. 1976) assuming a Brans–Dicke theory concluded that  $|\dot{G}/G| \leq 3 \times 10^{-11} \text{ yr}^{-1}$ , later improved (Müller et al. 1991) by using 20 years of observation to get  $|\dot{G}/G| \leq 1.04 \times 10^{-11} \text{ yr}^{-1}$ , the main uncertainty arising from Lunar tidal acceleration. With, 24 years of data, one reached (Williams et al. 1996)  $|\dot{G}/G| \leq 6 \times 10^{-12} \text{ yr}^{-1}$  and then (Williams et al. 2004) reached  $|\dot{G}/G| \leq (4 \pm 9) \times 10^{-13} \text{ yr}^{-1}$ . This was then improved (Hofmann et al. 2010) to

$$\left. \frac{\dot{G}}{G} \right|_0 = (-0.7 \pm 3.8) \times 10^{-13} \text{ yr}^{-1} \quad (309)$$

by using data from 1970 to 2009 and including the effect of a fluid lunar core in the model. A better analysis of the lunar orbit, a better distribution of measurements over the lunar retro-reflectors, as well as higher accuracy of the data, allowed Biskupek et al. (2021) to claim that LLR constraints can be improved to

$$\left. \frac{\dot{G}}{G} \right|_0 = (-5.0 \pm 9.6) \times 10^{-15} \text{ yr}^{-1}. \quad (310)$$

#### *Planet ranging*

Similarly, Shapiro et al. (1971) compared radar-echo time delays between Earth, Venus and Mercury with a caesium atomic clock between 1964 and 1969. The data were fitted to the theoretical equation of motion for the bodies in a Schwarzschild spacetime, taking into account the perturbations from the Moon and other planets. They concluded that  $|\dot{G}/G| < 4 \times 10^{-10} \text{ yr}^{-1}$ . The data concerning Venus cannot be used due to imprecision in the determination of the portion of the planet reflecting the radar. This was improved to  $|\dot{G}/G| < 1.5 \times 10^{-10} \text{ yr}^{-1}$  by including Mariner 9 and Mars orbiter data (Reasenberg and Shapiro 1978). The analysis was further extended (Shapiro 1990) to give  $\dot{G}/G = (-2 \pm 10) \times 10^{-12} \text{ yr}^{-1}$ . The combination of Mariner 10 and Mercury and Venus ranging data gives (Anderson et al. 1992) gave  $\dot{G}/G = (0.0 \pm 2.0) \times 10^{-12} \text{ yr}^{-1}$ . Reasenberg et al. (1979) considered the 14 months data obtained from the ranging of the Viking spacecraft and deduced, assuming a Brans–Dicke theory,  $|\dot{G}/G| < 10^{-12} \text{ yr}^{-1}$ . Hellings et al. (1983) using all available astrometric data and in particular the ranging data from Viking landers on Mars deduced that  $|\dot{G}/G| = (2 \pm 4) \times 10^{-12} \text{ yr}^{-1}$ . The major contribution to the uncertainty is due to the modeling of the dynamics of the asteroids on the Earth-Mars range. Hellings et al. (1983) also tried to attribute their result to a time variation of the atomic constants. Using the same data but a different modeling of the asteroids, Reasenberg (1983) got  $|\dot{G}/G| < 3 \times 10^{-11} \text{ yr}^{-1}$ , which was then improved by Chandler et al. (1993) to  $|\dot{G}/G| < 10^{-11} \text{ yr}^{-1}$ .

From the planetary ephemerides (INPOP13c) Fienga et al. (2015) deduce bounds on the variation of  $GM_\odot$ . Assuming that  $M_\odot(t) = (t - J2000) \times$



$M_{\odot}(J2000)$  and  $G(t) = (t - J2000) \times G(J2000)$  and fixing the Sun total mass loss (including radiation and Solar winds) to  $\dot{M}_{\odot}/M_{\odot} = (-0.55 \pm 0.15) \times 10^{-13}$  (Pinto et al. 2011), they reach

$$\left. \frac{\dot{G}}{G} \right|_0 = (-0.01 \pm 0.91) \times 10^{-13} \text{ yr}^{-1}. \quad (311)$$

Pitjeva et al. (2021) estimated the effect of a secular change of  $GM_{\odot}$  on positional observations of planets and spacecraft using the numerical planetary ephemeris EPM2019. From the determination of  $\dot{M}_{\odot}$  from outgoing Solar radiation and wind and infalling material, they concluded that

$$-2.9 \times 10^{-14} \text{ yr}^{-1} < \dot{G}/G < 4.6 \times 10^{-14} \text{ yr}^{-1} \quad (312)$$

at  $3\sigma$ , improving their former result (Pitjeva and Pitjev 2012),  $-4.2 \times 10^{-14} \text{ yr}^{-1} < \dot{G}/G < 7.5 \times 10^{-14} \text{ yr}^{-1}$ .

#### *Extension beyond the Solar system*

Desmond et al. (2021) proposed to extend these dynamical test to the Large Magellanic Cloud, (LMC) that contains six well-studied Cepheid variable stars in detached eclipsing binaries. Radial velocity and photometric observations enable a complete orbital solution, and precise measurements of the Cepheids' periods permit detailed stellar modelling, both being sensitive to  $G$ , the former via Kepler's third law and the latter through the gravitational free-fall time. They conclude that the gravitational constant in the LMC is

$$G_{\text{LMC}}/G = 0.93^{+0.05}_{-0.04}. \quad (313)$$

## 6.2 Pulsar timing

Contrary to the Solar system, the dependence of the gravitational binding energy cannot be neglected while computing the time variation of the period of denser objects such as pulsars. Here two approaches can be followed; either one sticks to a model (e.g., scalar-tensor gravity) and compute all the effects in this model or rely on a more phenomenological approach to set model-independent bounds.

#### *Binary pulsars*

Eardley (1975) followed the first route to discuss the effects of a time variation of the gravitational constant on binary pulsar in the framework of the Brans–Dicke theory. In that case, both a dipole gravitational radiation and the variation of  $G$  induce a periodic variation in the pulse period. Nordtvedt (1990) showed that the orbital period changes as

$$\frac{\dot{P}}{P} = - \left[ 2 + \frac{2(m_1 c_1 + m_2 c_2) + 3(m_1 c_2 + m_2 c_1)}{m_1 + m_2} \right] \frac{\dot{G}}{G} \quad (314)$$

where  $c_i \equiv \delta \ln m_i / \delta \ln G$ . He concluded that for the pulsar PSR 1913+16 ( $m_1 \simeq m_2$  and  $c_1 \simeq c_2$ ) one gets

$$\frac{\dot{P}}{P} = -[2 + 5c] \frac{\dot{G}}{G}, \quad (315)$$

the coefficient  $c$  being model dependent. As another application, he estimated that  $c_{\text{Earth}} \sim -5 \times 10^{-10}$ ,  $c_{\text{Moon}} \sim -10^{-8}$  and  $c_{\text{Sun}} \sim -4 \times 10^{-6}$  justifying the formula used in the Solar system.

[Damour et al. \(1988\)](#) used the timing data of the binary pulsar PSR 1913+16. They implemented the effect of the time variation of  $G$  by considering the effect on  $\dot{P}/P$ . They defined, in a phenomenological way, that  $\dot{G}/G = -0.5\delta\dot{P}/P$ , where  $\delta\dot{P}$  is the part of the orbital period derivative that is not explained otherwise (by gravitational waves radiation damping). This theory-independent definition has to be contrasted with the theory-dependent result (315) by [Nordtvedt \(1990\)](#). They got  $\dot{G}/G = (1.0 \pm 2.3) \times 10^{-11} \text{ yr}^{-1}$ . [Damour and Taylor \(1991\)](#) then reexamined the data of PSR 1913+16 and established the upper bound  $\dot{G}/G < (1.10 \pm 1.07) \times 10^{-11} \text{ yr}^{-1}$ . Using data from PSR B1913+16 and PSR B1855+09, [Kaspi et al. \(1994\)](#) got respectively

$$\dot{G}/G = (4 \pm 5) \times 10^{-12} \text{ yr}^{-1} \quad \text{and} \quad \dot{G}/G = (-9 \pm 18) \times 10^{-12} \text{ yr}^{-1}, \quad (316)$$

the latter case being more “secure” since the orbiting companion is not a neutron star. A 10-year timing campaign of PSR J1738+0333, a 5.85-ms pulsar in a low-eccentricity 8.5-hour orbit with a low-mass white dwarf companion, allowed [Freire et al. \(2012\)](#) to get

$$|\dot{G}/G| = (-0.7 \pm 7.6) \times 10^{-13} \text{ yr}^{-1}. \quad (317)$$

From 21-year timing of observation of the  $1.3 M_{\odot}$  millisecond pulsar PSR J1713+0747, one of the most precise pulsars known, orbiting a  $2.9 M_{\odot}$  white dwarf, [Zhu et al. \(2015\)](#) set the constraint

$$|\dot{G}/G| = (-6 \pm 11) \times 10^{-12} \text{ yr}^{-1}. \quad (318)$$

### Single pulsars

All the previous results concern binary pulsars but isolated ones can also be used. [Heintzmann and Hillebrandt \(1975\)](#) related the spin-down of the pulsar JP1953 to a time variation of  $G$ . The spin-down is a combined effect of electromagnetic losses, emission of gravitational waves, possible spin-up due to matter accretion. Assuming that the angular momentum is conserved so that  $I/P = \text{constant}$ , one deduces that

$$\left. \frac{\dot{P}}{P} \right|_G = \left( \frac{d \ln I}{d \ln G} \right) \frac{\dot{G}}{G}. \quad (319)$$

The observational spin-down can be decomposed as

$$\left. \frac{\dot{P}}{P} \right|_{\text{obs}} = \left. \frac{\dot{P}}{P} \right|_{\text{mag}} + \left. \frac{\dot{P}}{P} \right|_{\text{GW}} + \left. \frac{\dot{P}}{P} \right|_G. \quad (320)$$

Since  $\dot{P}/P_{\text{mag}}$  and  $\dot{P}/P_{\text{GW}}$  are positive definite, it follows that  $\dot{P}/P_{\text{obs}} \geq \dot{P}/P_G$  so that a bound on  $\dot{G}$  can be inferred if the main pulse period is the period of rotation. [Heintzmann and Hillebrandt \(1975\)](#) then modelled the pulsar by a polytropic ( $P \propto \rho^n$ ) white dwarf and deduced that  $d \ln I / d \ln G = 2 - 3n/2$  so that  $|\dot{G}/G| < 10^{-10} \text{ yr}^{-1}$ . [Mansfield \(1976\)](#) assumed a relativistic degenerate, zero temperature polytropic star and got that, when  $\dot{G} < 0$ ,  $0 \leq -\dot{G}/G < 6.8 \times 10^{-11} \text{ yr}^{-1}$  at a  $2\sigma$  level. He also noted that a positive  $\dot{G}$  induces a spin-up counteracting the electromagnetic spin-down, which can provide another bound if an independent estimate of the pulsar magnetic field can be obtained. [Goldman \(1990\)](#), following [Eardley \(1975\)](#), used the scaling relations  $N \propto G^{-3/2}$  and  $M \propto G^{-5/2}$  to deduce that  $2d \ln I / d \ln G = -5 + 3d \ln I / d \ln N$ . He used the data from the pulsar PSR 0655+64 to deduce that

$$0 \leq -\dot{G}/G < 5.5 \times 10^{-11} \text{ yr}^{-1}. \quad (321)$$

The analysis ([Verbiest et al. 2008](#)) of 10 years high precision timing data on the millisecond pulsar PSR J0437-4715 reached

$$|\dot{G}/G| < 2.3 \times 10^{-11} \text{ yr}^{-1}. \quad (322)$$

It was also argued ([Jofré et al. 2006](#); [Reisenegger et al. 2009](#)) that a variation of  $G$  would induce a departure of the neutron star matter from  $\beta$ -equilibrium, due to the changing hydrostatic equilibrium. This would force non-equilibrium  $\beta$ -processes to occur, which release energy that is invested partly in neutrino emission and partly in heating the stellar interior. Eventually, the star arrives at a stationary state in which the temperature remains nearly constant, as the forcing through the change of  $G$  is balanced by the ongoing reactions. Comparing the surface temperature of the nearest millisecond pulsar, PSR J0437-4715, inferred from ultraviolet observations, two upper limits for variation were obtained,  $|\dot{G}/G| < 2 \times 10^{-10} \text{ yr}^{-1}$ , direct Urca reactions operating in the neutron star core are allowed, and  $|\dot{G}/G| < 4 \times 10^{-12} \text{ yr}^{-1}$ , considering only modified Urca reactions. This was extended in [Krastev and Li \(2007\)](#) in order to take into account the correlation between the surface temperatures and the radii of some old neutron stars to get  $|\dot{G}/G| < 2.1 \times 10^{-11} \text{ yr}^{-1}$ .

### 6.3 Stellar constraints

Early works, reviewed in Sect. IV.C of FVC03 ([Uzan 2003a](#)), studied the Solar evolution in presence of a time varying gravitational constant, concluding that under the Dirac hypothesis, the original nuclear resources of the Sun would have been burned by now. This results from the fact that an increase of the gravitational constant is equivalent to an increase of the star density (because of the Poisson equation).

The idea of using stellar evolution to constrain the possible value of  $G$  was originally proposed by [Teller \(1948\)](#). The luminosity of a main sequence star can be expressed as a function of Newton's gravitational constant and its mass

by using homology relations (Teller 1948; Gamow 1967). In the particular case in which the opacity is dominated by free-free transitions, Gamow (1967) found that the luminosity of the star approximately scales as  $L \propto G^{7.8} M^{5.5}$ . In the case of the Sun, this would mean that for higher values of  $G$ , the burning of hydrogen will be more efficient and the star evolves more rapidly, therefore we need to increase the initial content of hydrogen to obtain the present observed Sun. In a numerical test of the previous expression, Del’Innocenti (1996) found that low-mass stars evolving from the Zero Age Main Sequence to the red giant branch satisfy  $L \propto G^{5.6} M^{4.7}$ , which agrees to within 10% of the numerical results, following the idea that Thomson scattering contributes significantly to the opacity inside such stars. Indeed, in the case of the opacity being dominated by pure Thomson scattering, the luminosity of the star is given by  $L \propto G^4 M^3$ . This shows how the evolution of the main sequence stars is sensitive to  $G$ .

The driving idea behind the stellar constraints is that a secular variation of  $G$  would affect the hydrostatic equilibrium of the star and in particular its pressure profile. In the case of non-degenerate stars, the temperature, being the only control parameter, will adjust to compensate the modification of the intensity of the gravity. It will then affect the nuclear reaction rates, which are very sensitive to the temperature, and thus the nuclear time scales associated to the various processes. It follows that the main stage of the stellar evolution, and in particular the lifetimes of the various stars, will be modified. As we shall see, basically two types of methods have been used, the first in which one relates the variation of  $G$  to some physical characteristic of a star (luminosity, effective temperature, radius), and a second in which only a statistical measurement of the change of  $G$  can be inferred. Indeed, the first class of methods are more reliable and robust but is usually restricted to nearby stars. Note also that they usually require to have a precise distance determination of the star, which may depend on  $G$ .

Let us mention that Sahni and Shtanov (2014) suggest a time variation of  $G$  as a possible explanation of the *faint young sun* problem (Gough 1981), that is to the fact that numerical models of the Sun suggest its luminosity was 75% of its present value 4 Gyr ago which is not supported by geophysical and climatological data. One usually assumes an early greenhouse effect, but one can estimate that an increase of the gravitational constant of  $\Delta G/G \sim 0.02$  on a timescale of 4 Gyr offers a solution compatible with current constraints on  $\dot{G}/G$ .

### 6.3.1 Ages of globular clusters

These ideas were first applied with globular clusters. Their ages, determined for instance from the luminosity of the main-sequence turn-off, have to be compatible with the estimation of the age of the galaxy. This gives the constraint (Del’Innocenti 1996)

$$\dot{G}/G = (-1.4 \pm 2.1) \times 10^{-11} \text{ yr}^{-1}. \quad (323)$$

The effect of a possible time dependence of  $G$  on luminosity has been studied in the case of globular cluster H-R diagrams but has not yielded any stronger constraints than those relying on celestial mechanics

### 6.3.2 Solar and stellar seismology

A side effect of the change of luminosity is a change in the depth of the convection zone so that the inner edge of the convecting zone changes its location. This induces a modification of the vibration modes of the star and particularly to the acoustic waves, i.e.,  $p$ -modes (Demarque et al. 1994).

#### Helioseismology

These waves are observed for our star, the Sun, and helioseismology allows one to determine the sound speed in the core of the Sun and, together with an equation of state, the central densities and abundances of helium and hydrogen. Demarque et al. (1994) considered an ansatz in which  $G \propto t^{-\beta}$  and showed that  $|\beta| < 0.1$  over the last  $4.5 \times 10^9$  years, which corresponds to  $|\dot{G}/G| < 2 \times 10^{-11} \text{ yr}^{-1}$ . Guenther et al. (1995) also showed that  $g$ -modes could provide even much tighter constraints but these modes are up to now very difficult to observe. Nevertheless, they concluded, using the claim of detection by Hill and Gu (1990), that  $|\dot{G}/G| < 4.5 \times 10^{-12} \text{ yr}^{-1}$ . Guenther et al. (1998) then compared the  $p$ -mode spectra predicted by different theories with varying gravitational constant to the observed spectrum obtained by a network of six telescopes and deduced that

$$|\dot{G}/G| < 1.6 \times 10^{-12} \text{ yr}^{-1}. \quad (324)$$

The standard Solar model depends on few parameters and  $G$  plays a important role since stellar evolution is dictated by the balance between gravitation and other interactions. Astronomical observations determines  $GM_{\odot}$  with an accuracy better than  $10^{-7}$  and a variation of  $G$  with  $GM_{\odot}$  fixed induces a change of the pressure ( $P = GM_{\odot}^2/R_{\odot}^2$ ) and density ( $\rho = M_{\odot}/R_{\odot}^3$ ). The experimental uncertainties in  $G$  between different experiments have important implications for helioseismology. In particular the uncertainties for the standard Solar model lead to a range in the value of the sound speed in the nuclear region that is as much as 0.15% higher than the inverted helioseismic sound speed (Lopes and Silk 2001). While a lower value of  $G$  is preferred for the standard model, any definite prediction is masked by the uncertainties in the Solar models available in the literature. Ricci and Villante (2002) studied the effect of a variation of  $G$  on the density and pressure profile of the Sun and concluded that present data cannot constrain  $G$  better than  $10^{-2}\%$ . It was also shown (Lopes and Silk 2001) that the information provided by the neutrino experiments is quite significant because it constitutes an independent test of  $G$  complementary to the one provided by helioseismology.

To finish, let us mention a recent claim on a possible evolution of  $G$ , that requires confirmation. Using 8640 days of low-l BiSON data, corrected for the Solar cycle variation, [Bonanno and Fröhlich \(2020\)](#) obtained

$$\dot{G}/G = (1.25 \pm 0.3) \times 10^{-13} \text{ yr}^{-1} \quad (325)$$

including possible systematic effects such as uncertainties on the efficiency of the proton-proton (pp) fusion cross-section. This  $4\sigma$  effect is argued to significantly outclass models with no secular variation of  $G$ .

#### *Asteroseismology*

This method can be extended to other stars. The analysis of the stellar oscillation of the low mass Solar-like star on the main sequence KIC 7970740 for which one can determine dozens of oscillation modes (3 years of observation with the Kepler mission) allowed [Bellinger and Christensen-Dalsgaard \(2019\)](#) to conclude that

$$\dot{G}/G = (1.2 \pm 2.6) \times 10^{-12} \text{ yr}^{-1}. \quad (326)$$

#### *6.3.3 White dwarfs pulsation*

The observation of the period of non-radial pulsations of white dwarf allows to set similar constraints. White dwarfs represent the final stage of the stellar evolution for stars with a mass smaller to about  $10 M_{\odot}$ . Their structure is supported against gravitational collapse by the pressure of degenerate electrons. It was discovered that some white dwarfs are variable stars and in fact non-radial pulsator. This opens the way to use seismological techniques to investigate their internal properties. In particular, their non-radial oscillations is mostly determined by the Brunt–Väisälä frequency

$$N^2 = g \frac{d \ln P^{1/\gamma_1} / \rho}{dr}$$

where  $g$  is the gravitational acceleration,  $\Gamma_1$  the first adiabatic exponent and  $P$  and  $\rho$  the pressure and density (see, e.g., [Ketchum and Adams 2008](#) for a white dwarf model taking into account a varying  $G$ ). A variation of  $G$  induces a modification of the degree of degeneracy of the white dwarf, hence on the frequency  $N$  as well as the cooling rate of the star, even though this is thought to be negligible at the luminosities where white dwarfs are pulsationally unstable ([Biesiada and Malec 2004](#)). [Althaus et al. \(2011\)](#) stressed that the impact of a varying  $G$  is more notorious in the case of more massive white dwarfs so that the very accurate white dwarf cooling age derived for the old and metal-rich open cluster NGC 6791 makes it a excellent candidate to constrain  $\dot{G}/G$ .

Using the observation of G117-B15A that has been monitored during 20 years, it was concluded ([Benvenuto et al. 2004](#)) that  $-2.5 \times 10^{-10} \text{ yr}^{-1} < \dot{G}/G < 4.0 \times 10^{-11} \text{ yr}^{-1}$  at a  $2\sigma$ -level. The same observations were reanalyzed in [Biesiada and Malec \(2004\)](#) to obtain

$$|\dot{G}/G| < 4.1 \times 10^{-11} \text{ yr}^{-1}. \quad (327)$$

Corsico et al. (2001) points out that among white dwarfs there is a specific class of stars, known as ZZ-Ceti objects, which have a hydrogen-rich envelope and show periodic variations in their light curves. From the study secularly varying  $G$  on the pulsational properties of such variable white dwarfs G117-B15A and R548, they conclude

$$\dot{G}/G = (-0.9 \pm 0.9) \times 10^{-10} \text{ yr}^{-1} \quad (\text{G117-B15A}) \quad (328)$$

$$\dot{G}/G = (-0.65 \pm 0.65) \times 10^{-10} \text{ yr}^{-1} \quad (\text{R548}). \quad (329)$$

#### 6.3.4 Late stages of stellar evolution and supernovae

A variation of  $G$  can influence the white dwarf cooling and the light curves of Type Ia supernovae.

##### White dwarf cooling

García-Berro et al. (1995) considered the effect of a variation of the gravitational constant on the cooling of white dwarfs and on their luminosity function. As first pointed out by Vila (1976), the energy of white dwarfs, when they are cool enough, is entirely of gravitational and thermal origin so that a variation of  $G$  will induce a modification of their energy balance and thus of their luminosity. Restricting to cold white dwarfs with luminosity smaller than ten Solar luminosity, the luminosity can be related to the star binding energy  $B$  and gravitational energy,  $E_{\text{grav}}$ , as

$$L = -\frac{dB}{dt} + \frac{\dot{G}}{G} E_{\text{grav}}, \quad (330)$$

which simply results from the hydrostatic equilibrium. Again, the variation of the gravitational constant intervenes via the Poisson equation and the gravitational potential. The cooling process is accelerated if  $\dot{G}/G < 0$ , which then induces a shift in the position of the cut-off in the luminosity function. García-Berro et al. (1995) concluded that  $0 \leq -\dot{G}/G < (1 \pm 1) \times 10^{-11} \text{ yr}^{-1}$ . The result depends on the details of the cooling theory, on whether the C/O white dwarf is stratified or not and on hypothesis on the age of the galactic disk. For instance, with no stratification of the C/O binary mixture, one would require  $\dot{G}/G = -(2.5 \pm 0.5) \times 10^{-11} \text{ yr}^{-1}$  if the Solar neighborhood has a value of 8 Gyr (i.e., one would require a variation of  $G$  to explain the data). In the case of the standard hypothesis of an age of 11 Gyr, one obtains that  $0 \leq -\dot{G}/G < 3 \times 10^{-11} \text{ yr}^{-1}$ . More recently, from the effect of a secularly varying  $G$  on the main sequence ages and on white dwarf cooling ages, García-Berro et al. (2011) concludes

$$\dot{G}/G = (-0.9 \pm 0.9) \times 10^{-12} \text{ yr}^{-1} \quad (331)$$

using the white dwarf luminosity function and the distance of the open Galactic cluster NGC 6791.

### Supernovae

The late stages of stellar evolution are governed by the Chandrasekhar mass  $(\hbar c/G)^{3/2} m_n^{-2}$  mainly determined by the balance between the Fermi pressure of a degenerate electron gas and gravity.

Simple analytical models of the light curves of Type Ia supernovae predict that the peak of luminosity is proportional to the mass of nickel synthesized. In a good approximation, it is a fixed fraction of the Chandrasekhar mass. In models allowing for a varying  $G$ , this would induce a modification of the luminosity distance-redshift relation (García-Berro et al. 2006; Gaztañaga et al. 2002; Riazuelo and Uzan 2002). Mould and Uddin (2014) concluded from the analysis of the Hubble diagram of SNIa data (Suzuki et al. 2012) that

$$-3 \times 10^{-11} \text{ yr}^{-1} < \dot{G}/G < 7.3 \times 10^{-11} \text{ yr}^{-1} \quad (332)$$

over the past 9 Gyr. Note that this constraint is degenerate with the cosmological parameters. In particular, the Hubble diagram is sensitive to the whole history of  $G(z)$  between the highest redshift observed and today so that one needs to rely on a better defined model, such as, e.g., scalar-tensor theory (Riazuelo and Uzan 2002). The effect of the Fermi constant was also considered in Ferrero and Altschul 2010.

In the case of Type II supernovae, the Chandrasekhar mass also governs the late evolutionary stages of massive stars, including the formation of neutron stars. Assuming that the mean neutron star mass is given by the Chandrasekhar mass, one expects that  $\dot{G}/G = -2\dot{M}_{\text{NS}}/3M_{\text{NS}}$ . Thorsett (1996) used the observations of five neutron star binaries for which five Keplerian parameters can be determined (the binary period  $P_b$ , the projection of the orbital semi-major axis  $a_1 \sin i$ , the eccentricity  $e$ , the time and longitude of the periastron  $T_0$  and  $\omega$ ) as well as the relativistic advance of the angle of the periastron  $\dot{\omega}$ . Assuming that the neutron star masses vary slowly as  $M_{\text{NS}} = M_{\text{NS}}^{(0)} - \dot{M}_{\text{NS}} t_{\text{NS}}$ , that their age was determined by the rate at which  $P_b$  is increasing (so that  $t_{\text{NS}} \simeq 2P_b/\dot{P}_b$ ) and that the mass follows a normal distribution, Thorsett (1996) deduced that, at  $2\sigma$ ,

$$\dot{G}/G = (-0.6 \pm 4.2) \times 10^{-12} \text{ yr}^{-1}. \quad (333)$$

### 6.3.5 New developments from gravitational wave astronomy

Zhao et al. (2018) pointed out that the luminosity distance can be independently determined from GW standard siren caused by the coalescence of binary neutron stars, which could lead to a constraint of the order of 1.5% on  $\Delta G/G$  for redshift up to 1.3. Note however that the effect of the variation of  $G$  on the standard siren was not taken into account in this analysis. Indeed, a variation of  $G$  induces a modification of the binary's binding energy so that it should affect the gravitational wave luminosity, hence leading to corrections in the chirping frequency (Yunes et al. 2010). For instance, it was estimated that a LISA observation of an equal-mass inspiral event with total redshifted mass of  $10^5 M_\odot$  for three years should be able to measure  $\dot{G}/G$  at the time of merger to



better than  $10^{-11}/\text{yr}$ . This method paves the way to constructing constraints in a large band of redshifts as well as in different directions in the sky, which would be an invaluable constraint for many models.

The development of GW astronomy opens new possibilities. [Barbieri et al. \(2022\)](#) considered the possibility for spaceborne GW detectors at milli-Hz and deci-Hz frequencies, such as LISA or DECIGO, to measure the first and second time derivative of the GW frequency and how this can set bounds of the time evolution of  $G$ . They reach the conclusion that the most favorable sources among a simulated population of LISA galactic binaries could yield  $\dot{G}/G \sim 10^{-6}/\text{yr}$  and that chirping stellar-mass compact binaries detected by DECIGO-like detectors at Mpc scales can lead to  $\dot{G}/G \sim 10^{-11}/\text{yr}$ . From the observation of the binary neutron star GW170817, [Vijaykumar et al. \(2021\)](#) got the bound  $-1 \leq \Delta G/G \leq 8$ , corresponding to  $-7 \times 10^{-9}\text{yr}^{-1} \leq \dot{G}/G \leq 5 \times 10^{-8}\text{yr}^{-1}$  assuming a monotonic variation. See also [Amendola et al. \(2018\)](#); [Belgacem et al. \(2019\)](#); [Sun et al. \(2024\)](#).

More speculative is the idea ([Bambi and Drago 2008](#)) that a variation of  $G$  can lead a neutron to enter into the region where strange or hybrid stars are the true ground state. This would be associated with gamma-ray bursts that are claimed to be able to reach the level of  $10^{-17}/\text{yr}$  on  $\dot{G}$ .

[Feldman et al. \(2016\)](#) proposed an experiment in deep space employing the classic gravity train mechanism. With a setup with three bodies (a larger layered solid sphere with a cylindrical hole through its center, a much smaller retroreflector which will undergo harmonic motion within the hole and a host spacecraft with laser ranging capabilities to measure round trip light- times to the retroreflector), measurements of the period of oscillation of the retroreflector in terms of host spacecraft clock time using existing technology could give determinations of  $G$  at  $6 \times 10^{-8}$ , i.e. nearly three orders of magnitude more accurate than current measurements here on Earth.

We refer to [Yunes et al. \(2024\)](#) for a recent review on the possibilities opened by gravitational wave astronomy.

## 6.4 Cosmological constraints

Cosmological observations are more difficult to use in order to set constraints on the time variation of  $G$ . In particular, they require to have some ideas about the whole history of  $G$  as a function of time but also, as the variation of  $G$  reflects an extension of General Relativity, it requires to modify all equations describing the evolution (of the universe and of the large scale structure) in a consistent way. We refer to [Uzan \(2010a, 2007, 2010c\)](#) for an early but detailed discussion of the use of cosmological data to constrain deviations from General Relativity.

### 6.4.1 Cosmic microwave background

A time-dependent gravitational constant will have mainly three effects on the CMB angular power spectrum (see [Riazuelo and Uzan 2002](#) for discussions in the framework of scalar-tensor gravity in which  $G$  is considered as a field):

1. The variation of  $G$  modifies the Friedmann equation and therefore the age of the Universe (and, hence, the sound horizon). For instance, if  $G$  is larger at earlier time, the age of the Universe is smaller at recombination, so that the peak structure is shifted towards higher angular scales.
2. The amplitude of the Silk damping is modified. At small scales, viscosity and heat conduction in the photon-baryon fluid produce a damping of the photon perturbations. The damping scale is determined by the photon diffusion length at recombination, and therefore depends on the size of the horizon at this epoch, and hence, depends on any variation of the Newton constant throughout the history of the Universe.
3. The thickness of the last scattering surface is modified. In the same vein, the duration of recombination is modified by a variation of the Newton constant as the expansion rate is different. It is well known that CMB anisotropies are affected on small scales because the last scattering “surface” has a finite thickness. The net effect is to introduce an extra, roughly exponential, damping term, with the cutoff length being determined by the thickness of the last scattering surface. When translating redshift into time (or length), one has to use the Friedmann equations, which are affected by a variation of the Newton constant. The relevant quantity to consider is the visibility function  $g$ . In the limit of an infinitely thin last scattering surface,  $\tau$  goes from  $\infty$  to 0 at recombination epoch. For standard cosmology, it drops from a large value to a much smaller one, and hence, the visibility function still exhibits a peak, but it is much broader.

In full generality, the variation of  $G$  on the CMB temperature anisotropies depends on many factors: (1) modification of the background equations and the evolution of the universe, (2) modification of the perturbation equations, (3) whether the scalar field inducing the time variation of  $G$  is negligible or not compared to the other matter components, (4) on the time profile of  $G$  that has to be determined to be consistent with the other equations of evolution. *This explains why it is very difficult to state a definitive and model-independent constraint.* For instance, in the case of scalar-tensor theories (see below), one has two arbitrary functions that dictate the variation of  $G$ . As can be seen, e.g., from [Riazuelo and Uzan \(2002\)](#); [Nagata et al. \(2004\)](#), the profiles and effects on the CMB can be very different and difficult to compare. Indeed, the effects described above are also degenerate with a variation of the cosmological parameters.

In the case of Brans–Dicke theory, one just has a single constant parameter  $\omega_{\text{BD}}$  characterizing the deviation from General Relativity and the time variation of  $G$ ; see Eq. (49) below for definition. Thus, it is easier to compare the different constraints. [Chen and Kamionkowski \(1999\)](#) showed that CMB exper-

iments such as WMAP will be able to constrain these theories for  $\omega_{\text{BD}} < 100$  if all parameters are to be determined by the same CMB experiment,  $\omega_{\text{BD}} < 500$  if all parameters are fixed but the CMB normalization and  $\omega_{\text{BD}} < 800$  if one uses the polarization. For the Planck mission these numbers are respectively, 800, 2500 and 3200. [Acquaviva et al. \(2005\)](#) concluded from the analysis of WMAP, ACBAR, VSA and CBI, and galaxy power spectrum data from 2dF, that  $\omega_{\text{BD}} > 120$ , in agreement with the former analysis of [Nagata et al. \(2004\)](#). An analysis ([Wu and Chen 2010](#)) indicates that The ‘WMAP-5yr data’ and the ‘all CMB data’ both favor a slightly non-zero (positive)  $\dot{G}/G$  but with the addition of the SDSS power spectrum data, the best-fit value is back to zero, concluding that  $-0.083 < \Delta G/G < 0.095$  between recombination and today, which corresponds to

$$-1.75 \times 10^{-12} \text{ yr}^{-1} < \dot{G}/G < 1.05 \times 10^{-12} \text{ yr}^{-1}. \quad (334)$$

Assuming Brand-Dicke theory, [Li et al. \(2013\)](#) concluded from the Planck data that

$$\dot{G}/G = (-1.315 \pm 2.375) \times 10^{-13} \text{ yr}^{-1}. \quad (335)$$

A more recent analysis based on Planck-2018 CMB temperature, polarization and lensing, with a compilation of BAO measurements from the release DR12 of the BOSS Survey has been performed by [Ballardini et al. \(2022\)](#) in the framework of a Brans-Dicke model.

From a more phenomenological prospect, some works modeled the variation of  $G$  with time in a purely ad-hoc way, for instance ([Chan and Chu 2007](#)) by assuming a linear evolution with time or a step function. The latter hypothesis has however gain some visibility since it is a candidate to resolve the  $H_0$  tension; see e.g. [Braglia et al. \(2021\)](#); [Ballesteros et al. \(2020\)](#); [Braglia et al. \(2020\)](#); [Marra and Perivolaropoulos \(2021\)](#); [Sakr and Sapone \(2022\)](#); [Aletras et al. \(2022\)](#); [Ruchika et al. \(2023\)](#).

#### 6.4.2 BBN

As explained in detail in Sect. 5.14.1, changing the value of the gravitational constant affects the freeze-out temperature  $T_f$ . A larger value of  $G$  corresponds to a higher expansion rate. This rate is determined by the combination  $G\rho$  and in the standard case the Friedmann equations imply that  $G\rho t^2$  is constant. The density  $\rho$  is determined by the number  $N_*$  of relativistic particles at the time of nucleosynthesis so that nucleosynthesis allows to put a bound on the number of neutrinos  $N_\nu$ . Equivalently, assuming the number of neutrinos to be three, leads to the conclusion that  $G$  has not varied from more than 20% since nucleosynthesis. But, allowing for a change both in  $G$  and  $N_\nu$  allows for a wider range of variation. Contrary to the fine structure constant the role of  $G$  is less involved.

The effect of a varying  $G$  can be described, in its most simple but still useful form, by introducing a speed-up factor,  $\xi = H/H_{GR}$ , that arises from the modification of the value of the gravitational constant during BBN. Other

approaches considered the full dynamics of the problem but restricted themselves to the particular class of Jordan–Fierz–Brans–Dicke theory (Accetta et al. 1990; Arai et al. 1987; Barrow 1978; Casas et al. 1992; Clifton et al. 2005; Damour and Gundlach 1991; Rothman and Matzner 1982; Yang et al. 1979) (Casas et al. 1992 concluded from the study of helium and deuterium that  $\omega_{\text{BD}} > 380$  when  $N_\nu = 3$  and  $\omega_{\text{BD}} > 50$  when  $N_\nu = 2$ ), of a massless dilaton with a quadratic coupling (Coc et al. 2006, 2009b; Damour and Pichon 1999; Santiago et al. 1997) or to a general massless dilaton (Serna and Alimi 1996). It should be noted that a combined analysis of BBN and CMB data was investigated in Copi et al. (2004); Kneller and Steigman (2003). The former considered  $G$  constant during BBN while the latter focused on a non-minimally quadratic coupling and a runaway potential. It was concluded that from the BBN in conjunction with WMAP determination of  $\eta$  set that  $\Delta G/G$  has to be smaller than 20%. However, we stress that the dynamics of the field can modify CMB results (see previous Sect. 6.4.1) so that one needs to be careful while inferring  $\Omega_b$  from WMAP unless the scalar-tensor theory has converged close to General Relativity at the time of decoupling.

In early studies, Barrow (1978) assumed that  $G \propto t^{-n}$  and obtained from the helium abundances that  $-5.9 \times 10^{-3} < n < 7 \times 10^{-3}$ , which implies that  $|\dot{G}/G| < (2 \pm 9.3) h \times 10^{-12} \text{ yr}^{-1}$ , assuming a flat universe. This corresponds in terms of the Brans–Dicke parameter to  $\omega_{\text{BD}} > 25$ . Yang et al. (1979) included the deuterium and lithium to improve the constraint to  $n < 5 \times 10^{-3}$ , which corresponds to  $\omega_{\text{BD}} > 50$ . It was further improved by Rothman and Matzner (1982) to  $|n| < 3 \times 10^{-3}$  implying  $|\dot{G}/G| < 1.7 \times 10^{-13} \text{ yr}^{-1}$ . Accetta et al. (1990) studied the dependence of the abundances of D,  $^3\text{He}$ ,  $^4\text{He}$  and  $^7\text{Li}$  upon the variation of  $G$  and concluded that  $-0.3 < \Delta G/G < 0.4$ , which roughly corresponds to  $|\dot{G}/G| < 9 \times 10^{-13} \text{ yr}^{-1}$ . All these investigations assumed that the other constants are kept fixed and that physics is unchanged. Kolb et al. (1986) assumed a correlated variation of  $G$ ,  $\alpha_{\text{EM}}$  and  $G_{\text{F}}$  and got a bound on the variation of the radius of the extra dimensions.

Although the uncertainty in the helium-4 abundance has been argued to be significantly larger than what was assumed in the past (Olive and Skillman 2004), interesting bounds can still be derived (Cyburt et al. 2005). In particular translating the bound on extra relativistic degrees of freedom ( $-0.6 < \delta N_\nu < 0.82$ ) to a constraint on the speed-up factor ( $0.949 < \xi < 1.062$ ), it was concluded (Cyburt et al. 2005), since  $\Delta G/G = \xi^2 - 1 = 7\delta N_\nu/43$ , that

$$-0.10 < \frac{\Delta G}{G} < 0.13. \quad (336)$$

With similar hypothesis, this was improved to (Yeh et al. 2022)

$$-0.040 < \frac{\Delta G}{G} < 0.006. \quad (337)$$

Using the PRIMAT code (Pitrou et al. 2018) and assuming only a variation of  $G$  (i.e. all cosmological parameters are fixed), Alvey et al. (2020) conclude that

$$\Delta G/G = -0.01^{+0.06}_{-0.05}, \quad (338)$$

at a  $2\sigma$  confidence level. [Giri and Scherrer \(2024\)](#) considered in which the coupling function in Jordan frame behaves as  $F^{-1} \propto 1 + A \cos(\omega t + \phi)$  to conclude that if  $\rho_\varphi$  is negligible during the whole cosmic history, BBN imposes that  $A\omega < 4.4 \times 10^{-4} \text{ s}^{-1}$ . Note that  $G_{\text{eff}}$  oscillating does not imply that the Newton constant measured in a Cavendish experiment ([59](#)) is oscillating. For instance, it is clear that with  $A = \cos \varphi$ ,  $G_{\text{cav}} = G_*$  while  $G_{\text{eff}} = G_* \cos \varphi$ .

The relation between the speed-up factor, or an extra number of relativistic degrees of freedom, with a variation of  $G$  is only approximate since it assumes that the variation of  $G$  affects only the Friedmann equation by a renormalization of  $G$ . This is indeed accurate only when the scalar field is slow-rolling. For instance ([Coc et al. 2006](#)), the speed-up factor is given (with the notations of Sect. [3.1.1](#)) by

$$\xi = \frac{A(\varphi_*)}{A_0} \frac{1 + \alpha(\varphi_*)\varphi'_*}{\sqrt{1 - \varphi_*'^2/3}} \frac{1}{\sqrt{1 + \alpha_0^2}}$$

so that

$$\xi^2 = \frac{G}{G_0} \frac{(1 + \alpha(\varphi_*)\varphi'_*)^2}{(1 + \alpha^2)(1 - \varphi_*'^2/3)}, \quad (339)$$

so that  $\Delta G/G_0 = \xi^2 - 1$  only if  $\alpha \ll 1$  (small deviation from General Relativity) and  $\varphi'_* \ll 1$  (slow rolling dilaton). The BBN in scalar-tensor theories was investigated ([Coc et al. 2006](#); [Damour and Pichon 1999](#)) in the case of a two-parameter family involving a non-linear scalar field-matter coupling function. They concluded that even in the cases where before BBN the scalar-tensor theory was far from General Relativity, BBN enables to set quite tight constraints on the observable deviations from General Relativity today. In particular, neglecting the cosmological constant, BBN imposes  $\alpha_0^2 < 10^{-6.5} \beta^{-1} (\Omega_{\text{mat}} h^2 / 0.15)^{-3/2}$  when  $\beta > 0.5$  (with the definitions introduced below Eq. ([57](#))).

#### 6.4.3 New proposals: Strong lensing

Lensing is a very generic prediction of General Relativity. In the thin lens approximation, the lensing equation, which relates the angular positions of the image  $\theta$  and of the source  $\theta_s$  by

$$\theta = \theta_s + \frac{4GM}{\theta} \frac{D_{\text{LS}}}{D_{\text{OL}} D_{\text{OS}}} \quad (340)$$

where  $D_i$  are angular distances between the source S, the lens L and the observer O. This equation is used to describe the position of multiple images and times delays in strong lensing (see e.g. [Peter and Uzan \(2009\)](#)).

Then, in a Friedmann-Lemaître spacetime, independently of the gravity theory, the kinematics of the cosmic expansion implies that redshifts are evolving with cosmic time ([Sandage 1962](#); [Mc Vittie 1962](#)) as

$$\frac{dz}{dt} = H_0(1+z) - H(z). \quad (341)$$

The expansion of the universe also induces an aberration of the directions of observations (see [Marcori et al. \(2018\)](#)). High precision astrometry now enables us to measure the time drift of astrophysical observables in real time, hence providing new ways to probe different cosmological models.

[Piattella and Giani \(2017\)](#) remarks that a similar effects the positions and time delays of a strong lensing system. [Giani and Frion \(2020\)](#) proposes to extend this very general result to the situation in which  $G$  is time dependent. From Eq. (340), they conclude that the positions of the multiple images  $\theta$  and time delays  $\Delta$  for a lens at redshift  $z_L$  evolves according to

$$2\frac{\dot{\theta}}{\theta} = H_0 - \frac{H(z_L)}{1+z_L} + \frac{\dot{G}}{G}, \quad \frac{\dot{\Delta}}{\Delta} = 2 \left( H_0 - \frac{H(z_L)}{1+z_L} + \frac{\dot{G}}{G} \right) \frac{\theta_E^2}{(\theta_+ - \theta_-)^2} \quad (342)$$

where  $\theta_E$  is the Einstein radius and  $\theta_{\pm}$  the angular position of the two images. As an example, the quasar such as QSO0957+561 at  $z = 1.41$  lensed by a cluster at  $z_L = 0.36$  enjoys 2 images separated by  $6.1''$  with a time delay of  $417 \pm 3$  days. It follows that  $\dot{\theta}_E \sim 10^{-10}$  arcsec/yr and  $\Delta \sim 10^{-3}$  s/yr. [Covone and Sereno \(2022\)](#) argues that this lensing drifts may be accessible by Gaia or VLBI in the future. On that basis and using the light curves of the lens quasar system DES J0408-5354, [Giani and Frion \(2020\)](#) concluded that a constraints of  $10^{-1} - 10^{-2}$ /yr on  $\dot{G}/G$  could be reached. Applying this technique to the apparent drift of the angular size of the shadow of a black hole [Frion et al. \(2021\)](#) argued that the amplitude of this effect is of order  $10^{-16}$  day $^{-1}$  for M87\* so that the observation by the Event Horizon Telescope set a constraint on either the maximum accretion rate or to a time variation of  $|\dot{G}/G| < 10^{-3}$  yr $^{-1}$ .

This is indeed not competitive with existing bounds and one also needs to be aware that this computation assumes comoving observer, lens, and sources, and lens with static mass distribution, which is an ideal situation. Effects of transverse proper motions, mass accretion, growth of density perturbations can modify a lens system over time and shall be estimated. Besides, the use of the standard lensing equation implicitly assumes that the geodesic equation is not modified when  $G$  becomes dynamical. This is the case in particular in scalar-tensor theories since the Maxwell Lagrangian is conformally invariant in 4 dimensions. But one shall keep in mind these theoretical limitations.

#### 6.4.4 New proposals: Gravitational waves

Among the recent developments in physics and astrophysics, the detection of gravitational waves ([Abbott et al. 2016](#)) has opened a whole new field of investigation. Some applications for fundamental constants are starting to be explores.

In General relativity, structurally the speed of gravitational waves is equal to the speed of light in vacuum. Gravitational waves detection offers the possibility to measure GW speed  $c_T$ . Setting  $c_T^2 = (1 + \alpha_T)c^2$  the lack of gravi-Cerenkov effect from cosmic rays sets  $\alpha_T > -10^{-15}$  ([Moore and Nelson 2001](#)).

Then, a upper bound from the travel times of GW detected by LIGO imply  $\alpha_T < 0.42$  (Blas et al. 2016; Cornish et al. 2017). Thanks to the electromagnetic counterpart Baker et al. (2017) concluded  $|\alpha_T| \lesssim 10^{-15}$  and Mastrogiovanni et al. (2020)  $|\alpha_T| \lesssim 10^{-17}$ .

Then GW observations allow for the measurement of the luminosity distance of standard sirens, that can be compared to the one derived from electromagnetic measurement, such as SNIa as commonly used in cosmology. This has opened a new and widely studied field to constrain theories of gravitation beyond General Relativity. An application can be done thanks to the determination of the gravitational luminosity distance (Abbott et al. 2017a) and the electromagnetic luminosity distance (Coughlin et al. 2020) for the system GW170817 (Abbott et al. 2017b); see also Colaço et al. (2024).

Calmet (2020) points out that LISA could probe the cosmological evolution of the Higgs vev  $v$  through the gravitational waves produced during the electroweak phase transition. Indeed that would require the Higgs mass to be below 72 GeV at temperature above 100 GeV, much below the actual mass of 125 GeV. Nevertheless any sign of GW at frequencies marger than  $10^{-5}$  Hz could be a sign of a smaller Higgs self-coupling constant in the past.

Then, Vijaykumar et al. (2021) argues that observations of gravitational waves emitted during the merging of binary neutron stars can be a window on the time variation of  $G$ . This relies on the determination of the masses of the neutron stars and on their being consistent with the theoretically allowed range since a varying- $G$  would induce a shift of all the masses by  $(1 + \Delta G/G)^{-3/2}$ . From the data of GW170817, they conclude that  $-1 \lesssim \Delta G/G \lesssim 8$ . The idea can also be applied to black hole-neutron star mergers.

## 7 Models with varying constants

The models that can be constructed are numerous and cannot all be reviewed here. Several frameworks have however become widely used to interpret experimental and observational data. We shall thus discuss (1) the string dilaton model in Sect. 7.1, (2) Damour-Donoghue model in Sect. 7.2 and (3) the Bekenstein framework in Sect. 7.3. To finish, we shall reconsider in Sect. 7.4 the case of a scalar field coupled to electromagnetism, already introduced in § 3.1.2 in the case the scalar field is also accounting for dark energy and even though it is formally a subcase of the three other models. These studies are of importance to investigate how well new data can improve constraints on a set of parameters. They also allow one to evaluate to which extent some conclusions are dependent on the model. They also allow one to connect different constraints and compare the efficiency of each data set constraints on well-defined parameters.

### 7.1 String dilaton and Runaway dilaton models

#### Model definition

Damour and Polyakov (1994a,b) considered the effective action for the massless modes of string theory taking into account the full string loop expansion. They argued it should be of the form

$$S = \int d^4\mathbf{x} \sqrt{-\hat{g}} \left[ m_s^2 \left\{ B_g(\Phi) \hat{R} + 4B_\Phi(\Phi) \left[ \hat{\square}\Phi - (\hat{\nabla}\Phi)^2 \right] \right\} - B_F(\Phi) \frac{k}{4} \hat{F}^2 - B_\psi(\Phi) \hat{\bar{\psi}} \hat{D} \hat{\psi} + \dots \right] \quad (343)$$

in the string frame,  $m_s$  being the string mass scale. The functions  $B_i$  are not known but can be expanded (from the genus expansion of string theory) in the limit  $\Phi \rightarrow -\infty$  as

$$B_i(\Phi) = e^{-2\Phi} + c_0^{(i)} + c_1^{(i)} e^{2\Phi} + c_2^{(i)} e^{4\Phi} + \dots \quad (344)$$

where the first term is the tree level term. It follows that these functions can exhibit a local maximum. After a conformal transformation ( $g_{\mu\nu} = CB_g \hat{g}_{\mu\nu}$ ,  $\psi = (CB_g)^{-3/4} B_\psi^{1/2} \hat{\psi}$ ), the action in the Einstein frame takes the form

$$S = \int \frac{d^4\mathbf{x}}{16\pi G} \sqrt{-g} \left[ R - 2(\nabla\varphi)^2 - \frac{k}{4} B_F(\varphi) F^2 - \bar{\psi} D \psi + \dots \right] \quad (345)$$

where the field  $\varphi$  is defined as

$$\varphi \equiv \int \left[ \frac{3}{4} \left( \frac{B'_g}{B_g} \right)^2 + 2 \frac{B'_\Phi}{B_\Phi} + 2 \frac{B'_\psi}{B_\psi} \right] d\Phi.$$



It follows that the Yang–Mills couplings all behave as  $g_{\text{YM}}^{-2} = k B_F(\varphi)$ . This also implies that the QCD mass scale is given by

$$\Lambda_{\text{QCD}} \sim m_s (C B_g)^{-1/2} e^{-8\pi^2 k B_F/b} \quad (346)$$

where  $b$  depends on the matter content. Hence, the mass of any hadron, proportional to  $\Lambda_{\text{QCD}}$  in first approximation, depends on the dilaton,  $m_A(B_g, B_F, \dots)$ .

### Phenomenology

If, as allowed by the ansatz (344),  $m_A(\varphi)$  has a minimum  $\varphi_m$  then the scalar field will be driven toward this minimum during the cosmological evolution. However, if the various coupling functions have different minima then the minima of  $m_A(\varphi)$  will depend on the particle  $A$ . To avoid violation of the equivalence principle at an unacceptable level, it is thus necessary to assume that all the minima coincide in  $\varphi = \varphi_m$ , which can be implemented by setting  $B_i = B$ . This was shown to be realized when assuming that  $\varphi_m$  is a special point in field space, for instance it could be associated to the fixed point of a  $Z_2$  symmetry of the  $T$ - or  $S$ -duality (Damour and Lilley 2008).

Expanding  $\ln B$  around its maximum  $\phi_m$  as  $\ln B \propto -\kappa(\varphi - \varphi_m)^2/2$ , Damour and Polyakov (1994a,b) constrained the set of parameters  $(\kappa, \Delta\varphi_0)$  with

$$\Delta\varphi_0 \equiv \varphi_0 - \varphi_m$$

using the different observational bounds.  $\kappa$  is the only model parameter while  $\Delta\varphi_0$  is an environmental parameter, the value of which depends on the cosmological evolution. The model can be extended to include a mass term,  $V = m_\varphi(\varphi - \varphi_m)^2/2$ , with same minimum has the coupling function  $B$  to ensure the attraction mechanism is not spoiled.

This model allows one to address the unsolved problem of the dilaton stabilization, to study all the experimental bounds together and to relate them in a quantitative manner (e.g., by deriving a link between equivalence-principle violations and time-variation of  $\alpha_{\text{EM}}$ ). In particular, the Klein-Gordon equation

$$\ddot{\varphi} + 3H\dot{\varphi} = -V_{,\varphi} + \sum_i \alpha_i(\varphi)(3P_i - \rho_i)$$

together with the Friedmann equations (456) allows one to determine  $\varphi(z)$  and then  $\alpha_{\text{EM}}(z)$ ,  $\mu(z)$ , etc. so that local constraints can be consistently interpreted together with astrophysical and cosmological data. This equation involves the effective potential (70) with  $\beta_i$  defined in Eq. (66), hence offering a screening mechanisms as discussed in § 3.2.

### Lowest order composition-independent effects

An important feature of this model lies in the fact that at lowest order the masses of all nuclei are proportional to  $\Lambda_{\text{QCD}}$  so that at this level of approximation, the coupling is universal and the theory reduces to a scalar-tensor

theory, as described in § 3.1.1. Hence, there will be no violation UFF and the deviation from General Relativity are characterized by the PPN parameters

$$\gamma^{\text{PPN}} - 1 \simeq -2\alpha_A^2 = -2\beta_s^2 \kappa^2 \Delta\varphi_0^2, \quad \beta^{\text{PPN}} - 1 \simeq \frac{1}{2}\alpha_A^2 \frac{d\alpha_A}{d\varphi} = \frac{1}{2}\beta_s^3 \kappa^3 \Delta\varphi_0^2$$

with

$$\alpha_A = \frac{\partial \ln \Lambda_{\text{QCD}}(\phi)}{\partial \varphi} = - \left[ \ln \frac{m_s}{m_A} + \frac{1}{2} \right] \frac{d \ln B}{d\varphi} \equiv -\beta_s \frac{d \ln B}{d\varphi} = \beta_s \kappa \Delta\varphi_0 \quad (347)$$

with  $\beta_s \sim 40$  (Damour and Polyakov 1994a). The variation of the gravitational constant is, from the general expression (62), simply

$$\frac{\dot{G}}{G} = 2\alpha_A \dot{\varphi}_0 = -2 \left[ \ln \frac{m_s}{m_A} + \frac{1}{2} \right] \frac{d \ln B}{d\varphi} \dot{\varphi}_0.$$

The value of  $\dot{\varphi}_0 = H_0 \varphi'_0$  is obtained from the Klein–Gordon equation (63) and is typically given by  $\varphi'_0 = -Z\beta_s \kappa H_0 \Delta\varphi_0$  where  $Z$  is a number that depends on the equation of state of the fluid dominating the matter content of the universe in the last  $e$ -fold and the cosmological parameters so that

$$\left. \frac{\dot{G}}{G} \right|_0 = 2\alpha_A \dot{\varphi}_0 = -2ZH_0 \beta_s^2 \kappa^2 \Delta\varphi_0^2. \quad (348)$$

The factor  $Z$  is model-dependent. Another way to estimate  $\dot{\varphi}_0$  is to use the Friedmann equations, which imply that  $\dot{\varphi}_0 = H_0 \sqrt{1 + q_0 - \frac{3}{3}\Omega_{m0}}$  where  $q$  is the deceleration parameter defined in Eq. (455).

#### Composition-dependent effects

When one considers the quark masses and binding energies, various composition-dependent effects appear. First, the fine-structure constant scales as  $B^{-1}$  so that

$$\left. \frac{\dot{\alpha}}{\alpha} \right|_0 = \kappa \Delta\varphi_0 \dot{\varphi}_0 = -ZH_0 \beta_s \kappa^2 \Delta\varphi_0^2. \quad (349)$$

Then, as already discussed in Sect. 3, one expects a violation of UFF since

$$m_A(\varphi) = N \Lambda_{\text{QCD}}(\varphi) \left[ 1 + \sum_q \epsilon_A^q \frac{m_q}{\Lambda_{\text{QCD}}} + \epsilon_A^{\text{EM}} \alpha_{\text{EM}} \right]. \quad (350)$$

Using an expansion of the form (37), it was concluded that

$$\eta_{AB} = \kappa^2 \Delta\varphi_0^2 \left[ C_B \Delta \left( \frac{B}{M} \right) + C_D \Delta \left( \frac{D}{M} \right) + C_E \Delta \left( \frac{E}{M} \right) \right] \quad (351)$$

with  $B = N + Z$ ,  $D = N - Z$  and  $E = Z(Z - 1)/(N + Z)^{1/3}$  and where the value of the parameters  $C_i$  are model-dependent.

### Generic conclusions

It follows from this model that:

- The PPN parameters, the time variation of  $\alpha$  and  $G$  today and the violation of the universality of free-fall all scale as  $\Delta\varphi_0^2$ .
- The field is driven toward  $\varphi_m$  during the cosmological evolution, a point at which the scalar field decouples from the matter field. The mechanism is usually called *the least coupling principle*; see § 3.2 for the general discussion on screening mechanisms.
- Once the dynamics for the scalar field is solved,  $\Delta\varphi_0$  can be related to  $\Delta\varphi_i$  at the end of inflation. Interestingly, this quantity can be expressed in terms of amplitude of the density contrast at the end of inflation, that is to the energy scale of inflation.
- The numerical estimations (Damour and Polyakov 1994a) indicate that  $\eta_{U,H} \sim -5.4 \times 10^{-5}(\gamma^{\text{PPN}} - 1)$  showing that in such a class of models, the constraint on  $\eta$ , one reevaluated to take into account the MICROSCOPE bound (18),  $\eta \sim 10^{-15}$  implies  $1 - \gamma^{\text{PPN}} \sim 2 \times 10^{-11}$ , hence  $\alpha_A^2 \lesssim 10^{-11}$ , which is a better constraint than the one obtained directly.
- The model was compared to Oklo, QSO and CMB data by Landau et al. (2006a) to conclude that  $|\Delta\varphi_0| < 3.4\kappa 10^{-6}$ .

### Runaway dilaton model

Following Gasperini et al. (2002), the light dilaton model was extended (Damour et al. 2002b) to the case where the coupling functions have a smooth finite limit for infinite value of the bare string coupling, so that

$$B_i = C_i + \mathcal{O}(e^{-\varphi}).$$

Hence, the dilaton runs away toward its attractor at infinity during a stage of inflation and then during the matter dominated era. The late time dynamics of the scalar field is similar as in quintessence models, so that it can also explain the late time acceleration of the cosmic expansion. The amplitude of residual dilaton interaction is related to the amplitude of the primordial density fluctuations and it induces a variation of the fundamental constants, provided it couples to dark matter or dark energy. It is concluded that, in this framework, the largest allowed variation of  $\alpha_{\text{EM}}$  is of order  $2 \times 10^{-6}$ , which is reached for a violation of the universality of free fall of order  $10^{-12}$  and it was established that

$$\left. \frac{\dot{\alpha}_{\text{EM}}}{\alpha_{\text{EM}}} \right|_0 \sim \pm 10^{-16} \sqrt{1 + q_0 - \frac{3}{2}\Omega_{\text{m}0}\sqrt{10^{12}\eta}} \text{ yr}^{-1}, \quad (352)$$

where the first square-root arises from the computation of  $\dot{\varphi}_0$ . The formalism was later used to discuss the time variation of  $\alpha_{\text{EM}}$  and  $\mu$  (Chiba et al. 2007). Hence, the Klein-Gordon equation links  $\dot{\varphi}_0$  to the deceleration parameter (if the field is slow-rolling) and hence to the dark energy equation of state and the matter content of the universe. It follows that the model can be constrained on the one side locally (i.e. using the Solar system and laboratory constraints on

the fundamental constants) and on the other hand by low-redshift astrophysical data and cosmological data than constrain the cosmological parameters.

As examples, [Martins et al. \(2015b\)](#) and then [Martins and Vacher \(2019\)](#) have considered the simplified case in which  $\varphi$  has either (1) a constant coupling  $\alpha_V$  to the dark matter or (2)  $\alpha_A$ , as defined in Eq. (347) to the hadronic cosmological matter, or (3) self-coupling  $\alpha_\varphi$  to dark energy to set constraint from low-redshift QSO data and local clock and WEP constraints. Assuming that the dilaton behaves as  $\varphi \sim \varphi_0 + \varphi'_0 \ln a$  at low-redshift, they concluded, taking into account the constraint on the dark matter equation of state [Tutusaus et al. \(2016\)](#), that  $|\varphi'_0| < 0.1$ ,  $|\alpha_A| < 1.5 \times 10^{-5}$  and  $|\alpha_V| < 0.09$ . [Vacher et al. \(2023\)](#) followed the same line using local (clocks + MICROSCOPE) data, Oklo and astrophysical (QSO) data to constraint the redshift evolution of  $\alpha_{\text{EM}}$  a,f the latest BBN+CMB+BAO+SN Ia to constrain the background cosmology. The model assumes a coupling to hadron  $\alpha_A = \alpha_{A0} e^{-(\varphi - \varphi_0)}$  and to dark matter  $\alpha_m = \alpha_{m0} e^{-(\varphi - \varphi_0)}$  and either (1) a massless field and cosmological constant or (2) a model with a potential  $V \propto e^{c(\varphi - \varphi_0)}$  to conclude that  $\alpha_{A0} \lesssim 3 \times 10^{-6}$ ,  $\alpha_{m0} \lesssim 6 \times 10^{-2}$

### Conclusions

In these two string-inspired scenarios, the amplitude of the variation of the constants is related to the one of the density fluctuations during inflation and the cosmological evolution. Both the amplitude of the violation of UFF and the variation of all constants are related to the same scalar field. The models then required an attraction mechanism to avoid the Solar system constraint, either at a finite  $\varphi_m$  for the light dilaton or at infinity for the runaway dilaton. The scalar field can also act as a quintessence field so that the time variation of the fundamental constants are also related to the equation of state of the dark energy component and thus to the cosmological expansion.

## 7.2 Damour-Donoghue interaction light dilaton model

### Model definition

The Damour-Donoghue model ([Damour and Donoghue 2010b,a](#)) considers the standard action of General Relativity and the standard matter field plus a scalar field

$$S = \int \left\{ \frac{1}{16\pi G} [R - 2g^{\mu\nu} \partial_\mu \varphi \partial_\nu \varphi - V(\varphi)] + \mathcal{L}_{\text{SM}}(\Psi_i, g_{\mu\nu}) \right\} \sqrt{-g} d^4x$$

to which one adds an interaction term to the baryonic sector that takes into account a direct coupling to the Faraday tensor of electromagnetism  $F_{\mu\nu}$  the gluon tensor  $F_{\mu\nu}^A$  and the fermion spinors  $\psi_i$  as

$$S_{\text{int}} = \int \varphi \left[ \frac{d_e}{4e^2} F^2 - \frac{\beta_3 d_g}{2g_3} F_{\mu\nu}^A F_A^{\mu\nu} - \sum_{i=e,u,d} (d_{m_i} + \gamma_{m_i} d_g) m_i \bar{\psi}_i \psi_i \right] \sqrt{-g} d^4x. \quad (353)$$

$g_3$  stands for the QCD gauge coupling and  $\beta_3$  for the  $\beta$ -function of the running of  $g_3$ . One considers 3 fermions (electrons, up and down quarks) of mass  $m_i$ . Their anomalous dimensions  $\gamma_{m_i}$  give the energy running of the quark masses. The interaction is thus characterized by 5 dimensionless couplings ( $d_e, d_g, d_{m_i}$ ) that characterize the strength of the coupling of  $\varphi$  to the matter sectors:  $d_e$  and  $d_g$  parametrise the coupling with the electromagnetic and gluonic fields while  $d_{m_e}, d_{m_u}$  and  $d_{m_d}$  are the couplings to the electron,  $u$  and  $d$  quarks mass terms. It is usual to redefine the latter two as

$$\hat{m} = \frac{1}{2}(m_u + m_d), \quad \delta m = m_d - m_u. \quad (354)$$

While Eq. (353) is linear in  $\varphi$ , a similar interaction term with higher powers of  $\varphi$  have been considered (Hees et al. 2018). In such a case the previous couplings are labelled  $d^{(1)}$  while the couplings to  $\varphi^2/2$  ( $d_e^{(2)}, d_g^{(2)}, d_{m_i}^{(2)}$ ). Stadnik and Flambaum (2016b) considers a coupling of the form  $d_j(\varphi - \varphi_j)^2$  which then boils down to a combination of the parameters  $d^{(1)}$  and  $d^{(2)}$ . The model can be easily generalized to any coupling functions by replacing in the action (353)  $1 + d_i\varphi$  by  $B_i(\varphi)$  and then  $d_i$  by  $\alpha_i = B'_i/B_i$ .

This model has been constrained from the explicit violation of the UFF it generates as well as all the others tests on the fundamental constants. It has become a prototypical example for several ultra-light dark matter scenarios. All the constraints depend on the choice of the potential, with the two cases of a massless ( $V = 0$ ) and light ( $V = 2m_\varphi^2\varphi^2$ ).

#### Field dependencies of the constants

It follows that the fine structure constant, the quark masses and the QCD mass scale behave as

$$\begin{aligned} \alpha_{\text{EM}}(\varphi) &= (1 + d_e\varphi)\alpha_{\text{EM}}, \\ m_i(\varphi) &= (1 + d_{m_i}\varphi)m_i, \\ \Lambda_3(\varphi) &= (1 + d_g\varphi)\Lambda_{\text{QCD}} \end{aligned} \quad (355)$$

and one deduces from Eq. (354) that

$$\hat{m}(\varphi) = (1 + d_{\hat{m}}\varphi)\hat{m}, \quad \delta m(\varphi) = (1 + d_{\delta m}\varphi)\delta m \quad (356)$$

with

$$d_{\hat{m};\delta m} = \frac{m_d d_{m_d} \pm m_u d_{m_u}}{m_d \pm m_u}.$$

Hence, the sensitivities (449) of the constants to the scalar field are simply  $s_i(\varphi) = d_i$ . In the case of a quadratic coupling (Hees et al. 2018), the expressions (355) have to be modified by relabelling the linear coefficients  $d_i$  as  $d_i^{(1)}$  and then defining the second order coefficients according to the replacement  $d_i\varphi \rightarrow d_i^{(2)}\varphi^2/2$  so that  $s_i^{(2)}(\varphi) = d_i^{(2)}\varphi$ .

### Note on normalisation

Again, we assume that  $\varphi$  is dimensionless so that the action is consistent with the normalisation of e.g., [Damour and Nordtvedt \(1993a,b\)](#); [Stadnik and Flambaum \(2015a\)](#); [Hees et al. \(2018\)](#) while other works such as e.g., [Arvanitaki et al. \(2015\)](#); [Stadnik and Flambaum \(2015c\)](#); [Arvanitaki et al. \(2016\)](#); [Stadnik and Flambaum \(2015b\)](#); [Bergé et al. \(2018a\)](#) consider the coupling to  $\phi = \varphi/\sqrt{4\pi G}$ . In that case, energy scales  $\Lambda_i$ , are introduced in the relations (355), i.e. the terms  $(1 + d_i\varphi)$  are expressed as  $(1 + \phi/\Lambda_i)$  so that  $d_i = \sqrt{4\pi G}/\Lambda_i$  for the linear couplings. The comparison of normalisation of the quadratic coupling models ([Stadnik and Flambaum 2015c,a, 2016a, 2015b, 2016b](#); [Kalaydzhyan and Yu 2017](#); [Stadnik and Flambaum 2018](#)) are detailed in Appendix B of [Hees et al. \(2018\)](#).

### Sensitivities of the atomic masses

As explained in § 2.2.2 and illustrated in § 3.1.2, this implies that all the atomic masses, as well as the masses of the proton and neutron, depend on  $\varphi$ . Starting from the general expression of the atomic masses (34-37), the sensitivity  $\beta_A$  defined in Eqs. (450) have been obtained to be ([Damour and Donoghue 2010b,a](#))

$$\beta_A = d_g + (d_{\hat{m}} - d_g)Q_{\hat{m}} + (d_{\delta m} - d_g)Q_{\delta m} + (d_{m_e} - d_g)Q_{m_e} + d_e Q_e \quad (357)$$

in terms of the four charges  $Q_i$  that depends on the atomic and mass numbers  $(Z, A)$  as

$$Q_{\hat{m}} = F_A \left[ 93 - \frac{36}{A^{1/3}} - 20 \left( \frac{A - 2Z}{A} \right)^2 - 0.14 \frac{Z(Z-1)}{A^{4/3}} \right] \times 10^{-3} \quad (358)$$

$$Q_{\delta m} = F_A \left[ 17 \frac{A - 2Z}{A} \right] \times 10^{-4} \quad (359)$$

$$Q_{m_e} = F_A \left[ 5.5 \frac{Z}{A} \right] \times 10^{-4} \quad (360)$$

$$Q_e = F_A \left[ -1.4 + 8.2 \frac{Z}{A} + 7.7 \frac{Z(Z-1)}{A^{4/3}} \right] \times 10^{-4} \quad (361)$$

with

$$F_A = A \frac{931 \text{ MeV}}{m_A}. \quad (362)$$

### Universality of free fall

The previous analysis allows one to translate the experimental tests of the UFF to constraints on the model parameters.

First, it has been shown ([Damour and Donoghue 2010b,a](#)) (see also [Hees et al. \(2018\)](#); [Bergé \(2023\)](#) for technical details) that the expression (357) for the coupling can be approximated as

$$\alpha_A \simeq d_g^* + [(d_{\hat{m}} - d_g)Q'_{\hat{m}} + d_e Q'_e + (d_{m_e} - d_g)Q'_{m_e} + (d_{\delta m} - d_g)Q'_{\delta m}]_A,$$

**Table 25** Dilatonic charges for the materials used to test the UFF. Adapted from Hees et al. (2018); Bergé (2023).

Material	$-Q'_{\tilde{m}} [\times 10^{-3}]$	$Q'_e [\times 10^{-3}]$	$-Q'_{m_e} [\times 10^{-5}]$	$Q'_{\delta m} [\times 10^{-4}]$
H/He [70:30]	45.51	0.36	-18.9	-11.7
Fe	9.94	2.32	1.89	1.17
Be	17.64	0.45	3.05	1.91
Al	12.30	1.47	1.00	0.62
Ti	10.42	2.01	2.24	1.38
U-238	7.63	4.28	6.24	3.86
Cu	6.93	2.46	2.18	1.35
Pb	7.73	3.92	5.30	3.28
Pt/Rh [90:10]	7.83	3.92	5.30	3.28
Ti/al/V [90:6:4]	10.52	1.98	2.17	1.34

in which the first term  $d_g^* = d_g + 0.093(d_{\tilde{m}} - d_g) + 2.7 \times 10^{-4}d_e$  represents the composition independent part and where  $Q'_{\tilde{m}} = -0.036A^{1/3} - 1.4 \times 10^{-4}Z(Z-1)/A^{4/3} - 0.02(A-2Z)^2/A^2$ ,  $Q'_e = [7.7Z(Z-1)/A^{4/3} - 4.1(A-2Z)/Z] \times 10^{-4}$ ,  $Q'_{m_e} = -2.75 \times 10^{-4}(A-2Z)/A$  and  $Q'_{\delta m} = 1.7 \times 10^{-3}(A-2Z)/A$ . Their values for different materials used experimentally are summarized in Table 25. Note that the term in  $A-2Z$  in these expressions can be neglected for heavy elements for which  $Z/A \sim 1/2$  so that, given the experimental precision, one can rely on the value

$$\alpha_A \simeq d_g^* + [(d_{\tilde{m}} - d_g)Q'_{\tilde{m}} + d_e Q'_e + (d_{m_e} - d_g)Q'_{m_e}]_A.$$

For a *massless scalar field* ( $V = 0$ ) or any field for which the Compton wavelength,  $\lambda \propto m_\varphi^{-1}$  is much larger than any other spatial scales, the Eötvös parameter (27) reduces to  $\eta_{ij} = (\alpha_i - \alpha_j)\alpha_{\text{Earth}}$  for two test bodies falling in the gravitational field of the Earth. Hence,

$$\eta_{ij}(m_\varphi = 0) = D_{\tilde{m}}([Q'_{\tilde{m}}]_i - [Q'_{\tilde{m}}]_j) + D_e([Q'_e]_i - [Q'_e]_j), \quad (363)$$

with the coefficients

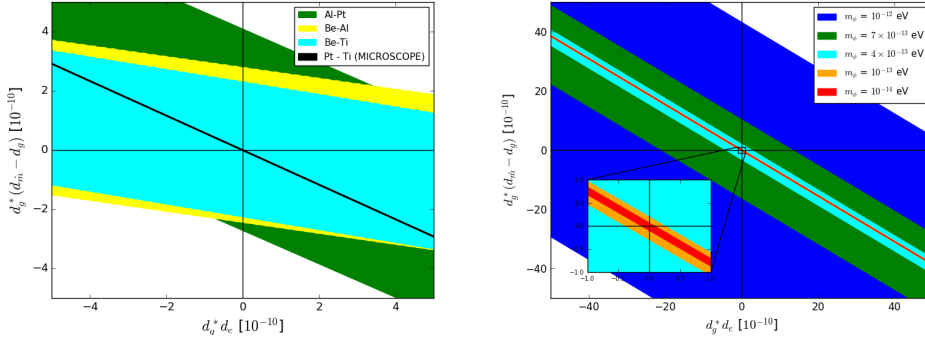
$$D_{\tilde{m}} = d_g^*(d_{\tilde{m}} - d_g), \quad \text{and} \quad D_e = d_g^*d_e.$$

The constraints are summarized on Fig. 25 [left] combining the Eötvös constraints from Braginskii and Panov (1971); Wagner et al. (2012b) and Touboul et al. (2019).

In the case of a *massive scalar field*, the range of the composition-dependent fifth force is finite so that the expression for the Eötvös parameter is modified to

$$\eta(m_\varphi) = \eta(m_\varphi = 0) \times \Phi\left(\frac{R_E}{\lambda_\varphi}\right) \left(1 + \frac{r}{\lambda_\varphi}\right) e^{-m_\varphi r}; \quad (364)$$

see Eq. (27) and  $r = R_E + h$  with  $h$  the altitude of the satellite. The term  $\Phi(R_E/\lambda_\varphi)$  arises from the integration of the Yukawa potential on the source, i.e. the Earth and we recall that  $\lambda_\varphi \propto m_\varphi^{-1}$ . The constraints for scalar masses ranging from  $10^{-12}$  eV to  $10^{-14}$  eV are summarized on Fig. 25 [right].



**Fig. 25** Constraints on the couplings of a massless dilaton ( $D_{\tilde{m}}, D_e$ ). The region allowed by the MICROSCOPE (Touboul et al. 2019) measurement (black band) is compared to earlier constraints by torsion pendulum experiments by Braginskii and Panov (1971) (green) and Wagner et al. (2012b) (yellow, cyan). The difference of slopes arises from the difference of material used in these 3 experiments. MICROSCOPE allows one to shrink the allowed region by one order of magnitude. From Bergé et al. (2018a).

### Atomic clocks

Using the decomposition of the frequencies of atomic clocks, it is clear, given the Lagrangian (353) that the best set of parameters to be used is  $(\alpha_{\text{EM}}, X_q, X_e)$  and thus the expression (121) from which one easily deduces that the sensitivity of the frequency  $\nu_A$  to the scalar field  $\varphi$  defined by

$$d \ln \nu_A = \kappa_A d\varphi$$

is given by

$$\kappa = K_\alpha d_e + K_e (d_{m_e} - d_g) + (K_q - 0.048)(d_{\tilde{m}} - d_g) \quad (365)$$

with the coefficients  $K$  given in Table 10 for the experiments described in Sect. 5.1 and summarized in Table 13.

The most stringent constraints on the time variation of  $\alpha_{\text{EM}}$  alone (150) translated to the constraints

$$d_e \dot{\varphi}_0 = (1.8 \pm 2.5) \times 10^{-19} \text{ yr}^{-1} \iff d_e \left. \frac{d\varphi}{d \ln a} \right|_{a=a_0} = (1.76 \pm 2.45) \times 10^{-9} \quad (366)$$

using the value (459) of the Hubble constant.

These constraints are valid for linear couplings. This sets a strong constraint on the decoupling of the field in the Solar system and hence on all the cosmological dynamics.



### Constraints

The model has been extensively used to interpret local and astrophysical data to the point that it can be considered as a standard lore to that goal, in particular in connection with the search for a light scalar dark matter component [Arvanitaki et al. \(2015, 2016\)](#); [Stadnik and Flambaum \(2015a,c\)](#); [Van Tilburg et al. \(2015\)](#); [Derevianko \(2016\)](#) as described in § 2.3.4.

The first MICROSCOPE constraints on linear case were published in ([Bergé et al. 2018a](#)), see Fig. 25. From the modified post-Newtonian equations of motion of an N-body system and the light time travel for a massless dilaton with quadratic coupling, [Bernus et al. \(2022\)](#) predicted the ephemeris of the main planets of the Solar system. The comparison with the planetary ephemeris, INPOP19a [Fienga et al. \(2015\)](#) constrains the coupling at the level of  $\mathcal{O}(10^{-5})$ ; see also [Fienga and Minazzoli \(2024\)](#) for a review on the test of gravity with ephemeris.

A series of work analyzed clock experiments in this framework. [Hees et al. \(2016\)](#) search for oscillations in the Cs-Rb clock data by [Guena et al. \(2012\)](#) induced by a massive oscillating scalar field with linear coupling. While no sign of a scalar dark matter was found, it sets a constraint on the combination  $d_e + k_q(d_m - d_g/k_\alpha)$  of the non universal coupling to standard matter. [Stadnik and Flambaum \(2016b\)](#) constrained the linear coupling of the light dilaton to the Higgs boson thanks to atomic clock spectroscopy. [Stadnik and Flambaum \(2015c\)](#) constrained the linear model through variation of fundamental constants with laser and maser interferometry. ([Hees et al. 2018](#)) performed an extensive comparison to UFF and clocks and extended their analysis to quadratic couplings. Regarding the linear case, the scalar field being the sum of an oscillating contribution and a Yukawa contribution (see Appendix D), the oscillating contribution can be identified as dark matter while the Yukawa interaction leads to a “standard” fifth force. Interestingly clocks are more sensitive to the first while UFF are better designed to constrain the Yukawa component. It was concluded that “natural coupling” of order unity are excluded for mass smaller than  $10^{-5}$  eV ( $d_e$  only). They point out that the quadratic coupling has a richer phenomenology since no Yukawa interaction is generated and that, Instead, the scalar field exhibits an oscillatory behavior that is perturbed or enhanced by the presence of a massive body. The scalar field oscillations can be amplified (negative  $d^{(2)}$ ) or screened (positive) with the consequence that experiments in space are more interesting to detect or constrain DM with a quadratic coupling - the field is mediating long-distance forces despite being massive. [Kobayashi et al. \(2022\)](#) searched for the oscillating scalar dark matter fields with frequency comparison data between an Yb-171 optical lattice clock and a Cs-133 fountain clock that span 298 days and [Brzeminiski et al. \(2022\)](#) investigated the prospect of increasing the sensitivities of atomic and nuclear clocks by placing them in an eccentric orbit around the Earth. [Sherrill et al. \(2023\)](#) restricted to only two couplings, one to  $F^2$  and the second to the electron mass, and the considered scalar field undergoes damped harmonic oscillations with amplitude  $\phi_0 \exp(-\Gamma t/2)$ , pulsation  $\omega_d$ . The model was constrained thanks to atomic clock through the induced

variations of  $\alpha_{\text{EM}}$  and  $\bar{\mu}$ . We shall also mention that model was extended by [Banerjee et al. \(2023b\)](#) to include both a CP odd pseudo-scalar, and a CP-even scalar.

### 7.3 Bekenstein and related models

[Bekenstein \(1982, 2002\)](#) introduced a theoretical framework in which only the electromagnetic sector was modified by the introduction of a dimensionless scalar field  $\epsilon$  so that all electric charges vary in unison  $e_i = e_{0i}\epsilon(x^\alpha)$  so that only  $\alpha_{\text{EM}}$  is assumed to possibly vary.

#### *Early formulation*

To avoid the arbitrariness in the definition of  $\epsilon$ , which can be rescaled by a constant factor while  $e_{0i}$  is inversely rescaled, it was postulated that the dynamics of  $\epsilon$  be invariant under global rescaling so that its action should be of the form

$$S_\epsilon = -\frac{\hbar c}{2l^2} \int \frac{g^{\mu\nu} \partial_\mu \epsilon \partial_\nu \epsilon}{\epsilon^2} \sqrt{-g} d^4x, \quad (367)$$

$l$  being a constant length scale. Then,  $\epsilon$  is assumed to enter all electromagnetic interaction via  $e_i A_\mu \rightarrow e_{0i} \epsilon A_\mu$  where  $A_\mu$  is the usual electromagnetic potential and the gauge invariance is then preserved only if  $\epsilon A_\mu \rightarrow \epsilon A_\mu + \lambda_{,\mu}$  for any scalar function  $\lambda$ . It follows that the the action for the electromagnetic sector is the standard Maxwell action

$$S_\epsilon = -\frac{1}{16\pi} \int F^{\mu\nu} F_{\mu\nu} \sqrt{-g} d^4x, \quad (368)$$

for the generalized Faraday tensor

$$F_{\mu\nu} = \frac{1}{\epsilon} [(\epsilon A_\nu)_{,\mu} - (\epsilon A_\mu)_{,\nu}] \quad (369)$$

To finish the gravitational sector is assumed to be described by the standard Einstein–Hilbert action. Finally, the matter action for point particles of mass  $m$  takes the form  $S_m = \sum \int [-mc^2 + (e/c)u^\mu A_\mu] \gamma^{-1} \delta^3(x^i - x^i(\tau)) d^4\mathbf{x}$  where  $\gamma$  is the Lorentz factor and  $\tau$  the proper time. Note that the Maxwell equation becomes

$$\nabla_\mu (\epsilon^{-1} F^{\mu\nu}) = 4\pi j^\nu, \quad (370)$$

which is the same as for electromagnetism in a material medium with dielectric constant  $\epsilon^{-2}$  and permeability  $\epsilon^2$  (this was the original description proposed by [Fierz 1956](#) and [Lichnerowicz 1955](#); see also [Dicke 1964](#)).

As discussed previously, this class of models predict a violation of the universality of free fall and, from Eq. (32), it is expected that the anomalous acceleration is given by  $\delta\mathbf{a} = -M^{-1}(\partial E_{\text{EM}}/\partial\epsilon)\nabla\epsilon$ . From the confrontation of the local and cosmological constraints on the variation of  $\epsilon$  [Bekenstein \(1982\)](#) concluded, given his assumptions on the couplings, that  $\alpha_{\text{EM}}$  “*is a parameter, not a dynamical variable*” (see, however, [Bekenstein 2002](#) and then [Kraiselburd and Vucetich 2011](#)) and concluded the model not be viable.

### Extensions

It was proposed (Sandvik et al. 2002) to rewrite this theory by introducing the two fields  $a_\mu \equiv \epsilon A_\mu$  and  $\psi \equiv \ln \epsilon$  so that the theory takes the form

$$S = \frac{c^3}{16\pi g} \int R \sqrt{-g} d^4x - \frac{1}{16\pi} \int e^{-2\psi} f^{\mu\nu} f_{\mu\nu} \sqrt{-g} d^4x - \frac{1}{8\pi\kappa^2} \int (\partial_\mu \psi)^2 \sqrt{-g} d^4x \quad (371)$$

with  $\kappa = l/(4\pi\hbar c)$  and  $f_{\mu\nu}$  the Faraday tensor associated with  $a_\mu$ . The model was further extended to include a potential for  $\psi$  (Barrow and Li 2008) and to include the electroweak theory (Shaw and Barrow 2005).

Olive and Pospelov (2002) then generalized the model to allow additional coupling of a scalar field  $\epsilon^{-2} = B_F(\phi)$  to non-baryonic dark matter (as first proposed in Damour et al. 1990) and cosmological constant, arguing that in supersymmetric dark matter, it is natural to expect that  $\phi$  would couple more strongly to dark matter than to baryon. For instance, supersymmetrizing Bekenstein model,  $\phi$  will get a coupling to the kinetic term of the gaugino of the form  $M_*^{-1} \phi \bar{\chi} \partial \chi$ . Assuming that the gaugino is a large fraction of the stable lightest supersymmetric particle, the coupling to dark matter would then be of order  $10^3 - 10^4$  times larger. Such a factor could almost reconcile the constraint arising from the test of the universality of free fall with the order of magnitude of the cosmological variation. This generalization of the Bekenstein model is defined as the form

$$S = \frac{1}{2} M_4^2 \int R \sqrt{-g} d^4\mathbf{x} - \int \left[ \frac{1}{2} M_*^2 \partial_\mu \phi \partial^\mu \phi + \frac{1}{4} B_F(\phi) F_{\mu\nu} F^{\mu\nu} \right] \sqrt{-g} d^4\mathbf{x} \\ - \int \left\{ \sum \bar{N}_i [i \not{D} - m_i B_{N_i}(\phi)] N_i + \frac{1}{2} \bar{\chi} \partial \chi \right. \\ \left. + M_4^2 B_A(\phi) A + \frac{1}{2} M_\chi B_\chi(\phi) \chi^T \chi \right\} \sqrt{-g} d^4\mathbf{x} \quad (372)$$

where the sum is over proton [ $\not{D} = \gamma^\mu (\partial_\mu - ie_0 A_\mu)$ ] and neutron [ $\not{D} = \gamma^\mu \partial_\mu$ ]. The functions  $B$  can be expanded (since one focuses on small variations of the fine-structure constant and thus of  $\phi$ ) as  $B_X = 1 + \zeta_X \phi + \xi_X \phi^2/2$ . It follows that  $\alpha_{\text{EM}}(\phi) = e_0^2/4\pi B_F(\phi)$  so that  $\Delta\alpha_{\text{EM}}/\alpha_{\text{EM}} = \zeta_F \phi + (\xi_F - 2\zeta_F^2)\phi^2/2$ .

This framework extends the analysis of Bekenstein (1982) to a 4-dimensional parameter space  $(M_*, \zeta_F, \zeta_m, \zeta_A)$ . It contains

- the original Bekenstein model ( $\zeta_F = -2$ ,  $\zeta_A = 0$ ,  $\zeta_m \sim 10^{-4} \xi_F$ ),
- a Jordan–Brans–Dicke model ( $\zeta_F = 0$ ,  $\zeta_A = -2\sqrt{2/2\omega + 3}$ ,  $\zeta_m = -1/\sqrt{4\omega + 6}$ ),
- a string-like model ( $\zeta_F = -\sqrt{2}$ ,  $\zeta_A = \sqrt{2}$ ,  $\zeta_m = \sqrt{2}/2$ ) so that  $\Delta\alpha_{\text{EM}}/\alpha_{\text{EM}} = 3$ ) and
- a supersymmetrized Bekenstein model ( $\zeta_F = -2$ ,  $\zeta_\chi = -2$ ,  $\zeta_m = \zeta_\chi$  so that  $\Delta\alpha_{\text{EM}}/\alpha_{\text{EM}} \sim 5/\omega$ ).

In all these models, the universality of free fall sets a strong constraint on  $\zeta_F/\sqrt{\omega}$  (with  $\omega \equiv M_*/2M_4^2$ ) and the authors showed that a small set of models may be compatible with a variation of  $\alpha_{\text{EM}}$  from quasar data while being

compatible with the equivalence principle tests. A similar analysis (Marra and Rosati 2005) concluded that such models can reproduce the variation of  $\alpha_{\text{EM}}$  from quasars while being compatible with Oklo and meteorite data. Onegin (2014) concludes that the  $|\zeta_m(l/l_P)| < 6 \times 10^{-7}$  to fulfil Oklo bounds so that the characteristic length of the model shall be smaller than the Planck scale if  $\zeta_m \sim 10^{-4}$ . Note that under this form, the effective theory is very similar to the one detailed in Sect. 3.2.

### Constraints

A series of works (Vielzeuf and Martins 2014; Martins 2017; Martins et al. 2022b; Vacher et al. 2022; Tohfa et al. 2023) have considered the constraints that arise from cosmological data, the latest astrophysical data on  $\alpha_{\text{EM}}$  and local constraints. They all point to the conclusion that typically  $\zeta < 10^{-7}$  and that the local data dominates the constraints. In particular, the connection between  $\eta$  and  $\zeta$  (Sandvik et al. 2002),  $\eta = 3 \times 10^9 \zeta$ , implies that MICROSCOPE sets immediately  $\eta < 10^{-5}$ . Leite and Martins (2016) estimates that astrophysical data are about 20 times more constraining for  $\zeta$  and that the coming E-ELT observations could reach a factor 50 compared to the universality of free fall. Li et al. (2011) developed  $N$ -body simulations including the resolution of the scalar field equation. While it does not cluster significantly, because of its weak coupling to matter, it modifies the structure formation. This was complemented by the study of gravitational collapse (Chakrabarti 2023) in which dark matter is modeled by a Bekenstein scalar field. Liu et al. (2021) constrains the model by use of the SZ effect (see § 5.12) using two galaxy cluster samples, the 61 clusters provided by the Planck collaboration and the 58 clusters detected by the South Pole Telescope, and the fact that  $\frac{Y_{\text{SZ}} D_A^2}{Y_X} \propto B_F^{-3}$  to conclude that  $\zeta > \mathcal{O}(10^{-2})$ .

On smaller scales, Danielsson et al. (2017) investigated the phenomenology of a heavy Bekenstein scalar for accelerator physics, in particular at LHC since it would be produced through photon-photon fusion, leading to diphoton final state, and by quark-antiquark fusion. This was later generalized to include varying gauge coupling in the electroweak sector (Danielsson et al. 2019) with either one or two scalars and the signatures were discussed. This allowed them to set constraints on the masses of these scalars and the energy scale of the theory from the LHC  $\gamma\gamma, \gamma Z, ZZ, WW$  and  $jj$  resonance search results. For instance  $\gamma\gamma$  implies that the energy scale for new physics has to be larger than 20 TeV for a scalar of mass  $\sim 1$  TeV.

### Further studies

This theory was also used (Bekenstein and Schiffer 2009) to study the spacetime structure around charged black-hole, which corresponds to an extension of dilatonic charged black hole. It was concluded that a cosmological growth of  $\alpha_{\text{EM}}$  would decrease the black-hole entropy but with half the rate expected from the earlier analysis (Davies et al. 2002; MacGibbon 2007).

Leszczynska et al. (2019) considered an extension of the Bekenstein theory in which the scalar field enjoys an extra-coupling to the baryon current,

i.e., a term  $\propto \lambda J_{\text{baryon}}^\mu \partial_\mu \varphi$  that spontaneously breaks the baryon symmetry (Dimopoulos and Susskind 1978), hence relating baryogenesis to varying constants. It enjoys the interesting feature that the current baryon entropy  $\eta \sim 8.6 \times 10^{-11}$  can then be obtained for a large range of parameters.

#### 7.4 Light scalar quintessence

##### Model

A series of works have investigated the connection between quintessence and the variation of  $\alpha_{\text{EM}}$  assuming an action of the form (64) assuming  $\varphi$  is a quintessence field, i.e. that it enjoys a potential leading to a late time cosmic acceleration. Even though, they are a subcase of the light-dilaton models described in § 7.2 with only  $d_e$  non-vanishing, this class of models has been extensively studied since it provides a simple example to study the connection between the dark energy equation of state and the time variation of the fine structure constant. As we have seen in § 3.1.2, even if there is no direct coupling to the matter field but the Faraday tensor, the masses of protons, neutrons and all nuclei will be time varying due to their electromagnetic binding energy so that such a coupling leads to a strong violation of the universality of free fall.

We recall that the action is given by

$$S = \frac{1}{16\pi G} \int \left[ R - 2(\partial_\mu \varphi)^2 - V(\varphi) - \frac{1}{4} B_F(\varphi) F_{\mu\nu}^2 \right] \sqrt{-g} d^4x + S_{\text{matter}}[\psi; g_{\mu\nu}].$$

This model was initially considered by Bekenstein (1982) with the coupling

$$B_F = 1 - \zeta(\varphi - \varphi_0). \quad (373)$$

It follows that

$$\frac{\Delta\alpha_{\text{EM}}}{\alpha_{\text{EM}}} = \frac{1 - B_F(\varphi)}{B_F(\varphi)} \simeq \zeta(\varphi - \varphi_0) \quad (374)$$

As discussed in § 2.3.3, light field models are generically thought to lead to a coupling to  $F^2$  so that linear coupling were first investigated. This was then generalized to quintessence models with a couplings of the form  $Z(\phi)F^{\mu\nu}F_{\mu\nu}$  (Anchordoqui and Goldberg 2003; Copeland et al. 2004; Doran 2005; Lee 2007; Lee et al. 2005; Marra and Rosati 2005; Parkinson et al. 2004; Wetterich 2003a) and then to models of runaway dilaton (Damour et al. 2002b,a) inspired by string theory; Sect. 7.1. The evolution of the scalar field drives both the acceleration of the universe at late time and the variation of the constants.

The dynamics of  $\varphi$  depends on its potential. It has two main regimes, either as dark energy if  $V$  allows for slow-roll or as dark matter if  $\varphi$  oscillates; see § 2.3.4. In both case there is a strong connection between either  $\dot{\varphi}_0$  or  $\varphi_0$  and the cosmological parameters hence offering a local/global issue. In particular, whatever the model, it has to satisfy the strong constraint (366).

### Connection with the universality of free fall

As we detailed in Sect. 3.1.2 such a coupling induces a strong violation of the universality of free fall, which was one of the motivation of the original work by [Bekenstein \(1982\)](#).

This was revisited in [Chiba and Khor \(2002\)](#); [Dvali and Zaldarriaga \(2002\)](#); [Wetterich \(2003b\)](#) in which the dependence of  $\alpha_{\text{EM}}$  on the scalar field responsible for its variation is expanded as  $\alpha_{\text{EM}} = \alpha_{\text{EM}}(0) + \lambda\varphi + \mathcal{O}(\varphi^2)$ . The QSO data on  $\alpha_{\text{EM}}$  were then pointing to  $\lambda\Delta\varphi \sim 10^{-7}$  at best during the last Hubble time.

Concentrating only on the electromagnetic binding energy contribution to the proton and of the neutron masses – see Eq. (38) – it was concluded that a test body composed of  $n_n$  neutrons and  $n_p$  protons will have a sensitivity  $\lambda(\nu_p B_p + \nu_n B_n)/m_N$  where  $\nu_n$  (resp.  $\nu_p$ ) is the ratio of neutrons (resp. protons). Assuming<sup>18</sup> that  $\nu_{n,p}^{\text{Earth}} \sim 1/2$  and using that the compactness of the Moon-Earth system  $\partial \ln(m_{\text{Earth}}/m_{\text{Moon}})/\partial \ln \alpha_{\text{EM}} \sim 10^{-3}$ , one gets  $\eta_{12} \sim 10^{-3}\lambda^2$ . [Dvali and Zaldarriaga \(2002\)](#) obtained the same result by considering that  $\Delta\nu_{n,p} \sim 6 \times 10^{-2} - 10^{-1}$ . This implies that  $\lambda < 10^{-5}$ , which is compatible with a variation of  $\alpha_{\text{EM}}$  if  $\Delta\varphi > 10^{-2}$  during the last Hubble period. From the cosmology one can deduce that  $(\Delta\varphi)^2 \sim (\rho_\varphi + P_\varphi)/\rho_{\text{total}}$ . If  $\varphi$  dominates the matter content of the universe,  $\rho_{\text{total}}$ , then  $\Delta\varphi \sim 1$  so that  $\lambda \sim 10^{-7}$  whereas if it is sub-dominant  $\Delta\varphi \ll 1$  and  $\lambda \gg 10^{-7}$ . In conclusion  $10^{-7} < \lambda < 10^{-5}$ . This makes explicit the tuning of the parameter  $\lambda$ . This analysis was extended in [Dent \(2007\)](#) who included explicitly the electron and related the violation of the universality of free fall to the variation of  $\mu$ .

Similarly, [Wetterich \(2003b\)](#) assumes the scalar field  $\varphi$  to be responsible for both a variation of  $\alpha_{\text{EM}}$  and the acceleration of the cosmic expansion. Assuming its equation of state is  $w_h \neq 1$ , one can express its time variation as

$$\dot{\varphi} = H\sqrt{3\Omega_\varphi(1+w_h)}. \quad (375)$$

Hence, the expected violation of the universality of free fall is related to the time variation of  $\alpha_{\text{EM}}$  today by

$$\eta = -1.75 \times 10^{-2} \left( \frac{\partial \ln \alpha_{\text{EM}}}{\partial z} \right)_{z=0}^2 \frac{(1+\tilde{Q})\Delta \frac{Z}{Z+N}}{\Omega_\varphi^{(0)}(1+w_h^{(0)})},$$

where  $\tilde{Q}$  is a parameter taking into account the influence of the mass ratios. Again, this shows that in the worse case in which the Oklo bound is saturated (so that  $\partial \ln \alpha_{\text{EM}}/\partial z \sim 10^{-6}$ ), one requires  $1+w_h^{(0)} \gtrsim 10^{-2}$  for  $\eta \lesssim 10^{-13}$ , hence providing a string bond between the dark energy equation of state and the violation of the universality of free fall. This was extended in [Dent et al. \(2009\)](#) in terms of the phenomenological model of unification presented in Sect. 4.1. In the case of the string dilaton and runaway dilaton models, one reaches a similar conclusion [see Eq. (352) in Sect. 7.1]. A similar result ([Martin](#)

<sup>18</sup> For copper  $\nu_p = 0.456$ , for uranium  $\nu_p = 0.385$  and for lead  $\nu_p = 0.397$ .

et al. 2006) was obtained in the case of pure scalar-tensor theory, relating the equation of state to the post-Newtonian parameters.

In all these models, the link between the local constraints and the cosmological constraints arise from the fact that local experiments constrain the upper value of  $\dot{\varphi}_0$ , which quantify both the deviation of its equation of state from  $-1$  and the variation of the constants. It was conjectured that most realistic quintessence models suffer from such a problem (Brax and Martin 2007a).

#### Generic local constraints: UFF vs $\alpha_{\text{EM}}$

This simplest model allow one to compare the strength of the different local constraints.

To that goal, we can simply starts from the analysis of § 7.2 in which the only non vanishing coupling is  $B_F$  and perform the replacement  $1 + d_e \varphi \rightarrow B_F(\varphi)$  so that  $d_e \rightarrow \alpha_F(\varphi) \equiv \partial_\varphi \ln B_F$ . In such a case  $d_g^*$  just gets the contribution for the electromagnetic binding energy so that  $d_g^* \rightarrow 2.7 \times 10^{-4} \alpha_F$  and  $D_e \rightarrow d_g^* \alpha_F$ . Hence, Eq. (363) for the Eötvös parameter simplifies to

$$\eta_{ij}(m_\varphi = 0) = 2.7 \times 10^{-4} ([Q'_e]_i - [Q'_e]_j) \alpha_F^2(\varphi_0).$$

Hence for the MICROSCOPE constraint (18),  $\eta_{ij}(m_\varphi = 0) = 5.2 \times 10^{-7} \alpha_F^2$ . Concerning the constraint on the time variation, Eq. (366) can be rewritten thanks to Eq. (374) as

$$\left. \frac{\dot{\alpha}_{\text{EM}}}{\alpha_{\text{EM}}} \right|_0 = \alpha_F(\varphi_0) \dot{\varphi}_0.$$

It follows that the combination atomic clocks and test of the UFF provides a constraints on  $(\alpha_F(\varphi_0), \dot{\varphi}_0)$  that is on  $(\varphi_0, \dot{\varphi}_0)$  so that one gets the local constraints

$$\alpha_F(\varphi_0) \dot{\varphi}_0 = (1.8 \pm 2.5) \times 10^{-19} \text{ yr}^{-1} \quad (376)$$

$$\alpha_F^2(\varphi_0) = (-7.8 \pm 11.96 \pm 7.8_{\text{syst}}) \times 10^{-9}, \quad (377)$$

for a massless scalar field. This sets a strong constraints on  $(\varphi_0, \dot{\varphi}_0)$  whatever  $B_F(\varphi)$  and  $V(\varphi)$ .

One shall also take the constraints arising from the annual modulation (see § 8.2 below for the discussion on those constraints). Since  $k_\alpha = \alpha_\odot(\varphi_0) \alpha_F(\varphi_0)$  and since in this restricted model with only  $B_F$  non-vanishing,  $\alpha_\odot = 3.6 \times 10^{-4} \alpha_F(\varphi_0)$  – see Table 25 – we conclude that the bound (413) translates to

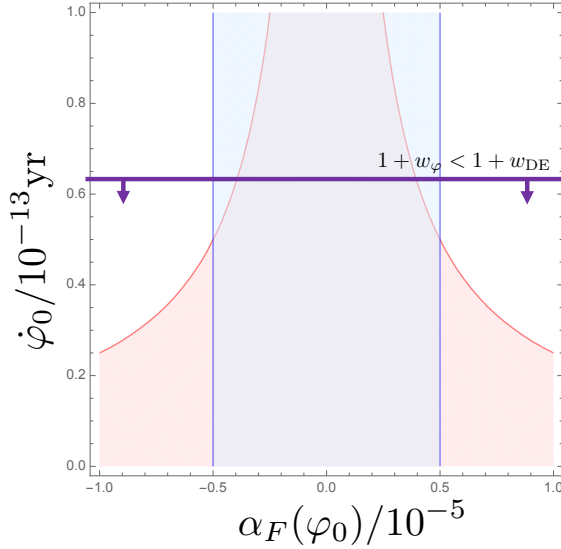
$$\alpha_F^2(\varphi_0) = (-6.6 \pm 8.3) \times 10^{-6},$$

which remains 3 orders of magnitude less constraining than MICROSCOPE. Indeed, in a more realistic model, the two observables are complementary since they exhibit different dependencies on the  $\alpha_i$ .

Then for all models in which this scalar fields also account for dark energy, we shall have

$$\dot{\varphi}^2 = 3H_0^2 \Omega_\varphi (1 + w_\varphi)$$

so that the constraints on the dark energy equation of state,  $1 + w = (-0.03 \pm 0.03)$  (Aghanim et al. 2020), bounds  $\dot{\varphi}_0$  independently.



**Fig. 26** Example of the complementarity of the local and astrophysical data. The blue and red regions represent the allowed values of  $\alpha_F(\varphi_0)$  and  $\dot{\varphi}_0$  – see Eqs. (376-377) – for a massless scalar field with unique  $B_F F^2$  coupling. This shows the complementarity of clock and UFF experiments to constrain  $(\varphi_0, \dot{\varphi}_0)$ . Note that the UFF constraint is boosted when other couplings are active since the electromagnetic binding energy is only a small part of the total mass of the Earth and test masses. Then, if this field accounts for the acceleration of the cosmic expansion, any constraints on the dark energy equation of state would imply an upper bound on  $\dot{\varphi}_0$ . Within a theoretical framework, one can make similar plot at different redshifts, hence providing a constraints on the dynamics of the new degree of freedom.

### Constraints

This simple extension of scalar field cosmology enjoys 2 free functions, the potential that can turn  $\varphi$  as either a dark energy or dark matter component, and the coupling function  $B_F$ . It offers an easy way to compare observations and connect them to the cosmological dynamics, in particular to evaluate the gain of including non-cosmological data when forecasting future experiments. In particular Eq. (375) implies that

$$\varphi - \varphi_0 = \int_0^z \sqrt{3\Omega_\varphi(z)(1 + \omega_h(z))} \frac{dz}{1+z}.$$



Besides, the conservation equation,  $\dot{\rho}_\varphi + 3H(1 + w_h)\rho_\varphi = 0$  when one neglects the coupling to matter integrates to

$$\rho_\varphi = \rho_{\varphi 0} \exp \left( 3 \int_0^z [1 + w_h(z)] \frac{dz}{1+z} \right).$$

Besides Eq. (373) implies that

$$\frac{\Delta\alpha_{\text{EM}}}{\alpha_{\text{EM}}} = \zeta \int_0^z \sqrt{3\Omega_\varphi(z)(1 + \omega_h(z))} \frac{dz}{1+z}.$$

It is clear that the local, astrophysical and cosmological constraints on  $\alpha_{\text{EM}}(z)$  provide a direct monitoring on the field dynamics  $\varphi(z)$  and thus new constraints on the cosmological dynamics.

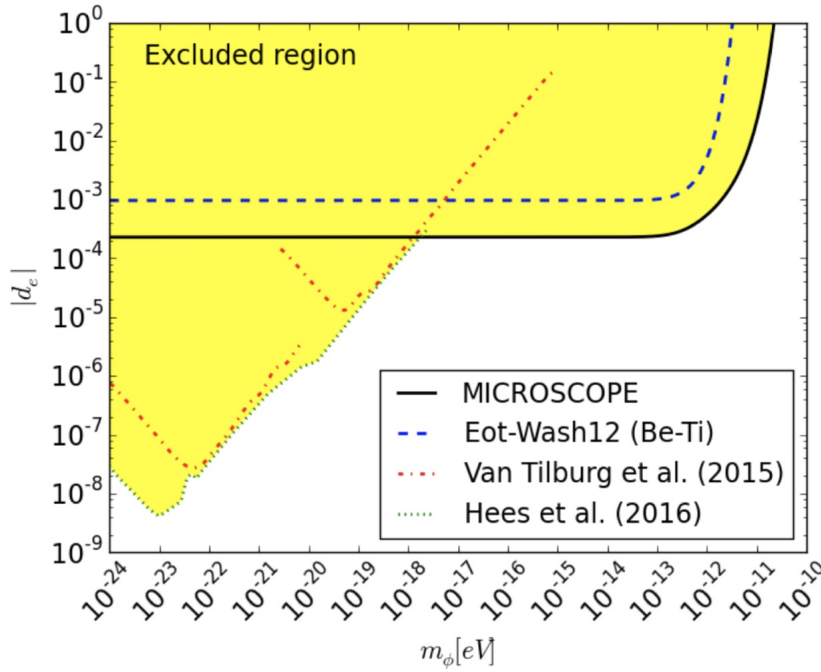
As a consequence, [Avelino et al. \(2012\)](#) addressed the reconstruction problem of the dark energy equation of state in order to discuss its degeneracies with  $\alpha_{\text{EM}}$  and the limits of the reconstruction from data. This was applied to quasar absorption spectra and clocks data for  $\alpha_{\text{EM}}$  and SN Ia data for dark energy ([Martins and Pinho 2015](#); [Martins et al. 2015a, 2016](#)) for various quintessence models; see also [Leite et al. \(2016\)](#); [Alves et al. \(2018\)](#) for the discussion of the improvement expected from ESPRESSO and later E-ELT. [Zhai et al. \(2013\)](#) constraints a model with inverse power law or exponential potential from QSO data on  $\alpha_{\text{EM}}$  to get  $\zeta \simeq 10^{-5}$  but they did not check whether this fit is viable with respect to UFF constraints.

This is complemented by more phenomenological studied parametrizing the dark energy equation of states or the scalar field redshift evolution. [Martins et al. \(2022a\)](#) that discusses the possibility to constrain a series expansion of  $\Delta\alpha_{\text{EM}}/\alpha_{\text{EM}}$  in powers of  $z/(1+z)$  in a similar way as what is done for the dark energy equation of state in order to evaluate how well current data-set can constrain the parameters. [Leite et al. \(2014\)](#) described the quintessence equation of state by a step function in redshift space to get a parametric form of  $\phi(z)$  and thus of  $\alpha_{\text{EM}}(z)$  in terms of  $N$  parameters to investigate the power of astrophysical data on  $\alpha_{\text{EM}}$  to unveil the equation of state of dark energy. Assuming  $\varphi - \varphi_0 \propto \lambda \ln a$ , so that  $\Delta\alpha_{\text{EM}}/\alpha_{\text{EM}} = -\zeta \lambda \ln(1+z)$ , which implies that the quintessence equation of state is  $w = -1 + \lambda^2/3(1 - \Omega_m)$ , [da Fonseca et al. \(2022\)](#) to show that the constraints  $\zeta \lesssim 1.4 \times 10^{-4}$  (CMB + QSO data including the latest ESPRESSO data) increases to  $\zeta \lesssim 1.1 \times 10^{-4}$  when atomic clocks are added and to  $\zeta \lesssim 1.6 \times 10^{-6}$  when MICROSCOPE is taken into account. The constraints on  $\lambda$  does not change much and remains at the level of  $(2 - 3) \times 10^{-2}$ . More speculatively, [Schöneberg et al. \(2023\)](#) showed, using CMB, VNIa, BAO data + clocks, QSO, Oklo for  $\alpha_{\text{EM}}$ , that a linear coupling to electromagnetism sets a new constraint on the swampland criteria since data favor  $\zeta < 1.5 \times 10^{-1} \ll 1 - 10$  as expected from naturalness.

[Martinelli et al. \(2021\)](#) investigates how well the ESO/Euclid data can improve the bounds on  $\zeta$  thanks to its power to constrain the dark energy equation of state through weak lensing and large scale structure growth, It is expected that the Euclid satellite mission will shrink the allowed values for  $\zeta$ .

Besides E-ELT observation on  $\Delta\alpha_{\text{EM}}/\alpha_{\text{EM}}$  will be complementary to cosmological data to constrain the dark energy equation of state, as discussed.

The latest developments are related to the new constraint on  $\dot{\alpha}_{\text{EM}}/\alpha_{\text{EM}}$  by Filzinger et al. (2023) which implies the constraint (366). First, it allowed Filzinger et al. (2023) to improve the bound on  $d_e$  by more than one order of magnitude in the mass range  $(10^{-24} - 10^{-17} \text{ eV})$ . Then, it allowed Vacher and Schöneberg (2024) to show that models of single field coupled to  $F^2$  with a potential  $V$  have either a too large fine-structure constant at recombination while remaining compatible with Filzinger et al. (2023) today or require an extreme fine tuning of the potential or its initial conditions in order to alleviate the Hubble tension. Again, this is a nice example of the importance of the complementarity between local and cosmological data.



**Fig. 27** Constraints on  $d_e$  for a massive dilaton coupled linearly only to the electromagnetic sector, compared with constraints (dot-dashed) from atomic spectroscopy (Van Tilburg et al. 2015; Hees et al. 2016) and Eöt-Wash WEP test (dashed) by Schlamminger et al. (2008b).

## 7.5 Other ideas

Since it is impossible to give a exhaustive detailed description of all the models, let us mention without details other theoretical frameworks which can accommodate varying constants:

- Models involving a late time phase transition in the electromagnetic sector ([Chacko et al. 2003](#); [Anchordoqui et al. 2008](#));
- Braneworld models ([Lorén-Aguilar et al. 2003](#); [Amarilla and Vucetich 2010](#); [Byrne and Kolda 2004](#); [Li and Chu 2006b](#); [Palma et al. 2003](#)) or extra-dimensions ([Steinhardt and Wesley 2010](#));
- Model with pseudo-scalar couplings ([Flambaum et al. 2009b](#));
- Growing neutrino models ([Amendola et al. 2008](#); [Wetterich 2007](#)) in which the neutrino masses are a function of a scalar field, that is also responsible for the late time acceleration of the universe. In these models the neutrinos freeze the evolution of the scalar field when they become non-relativistic while its evolution is similar as in quintessence when the neutrinos are ultra-relativistic;
- Models based on discrete quantum gravity ([Gambini and Pullin 2003](#)) or on loop quantum gravity in which the Barbero–Immirzi parameter controls the minimum eigenvalue of the area operator and could be promoted to a field, leading to a classical coupling of Einstein’s gravity with a scalar-field stress-energy tensor ([Mercuri and Taveras 2009](#); [Taveras and Yunes 2008](#));
- “Varying speed of light” models for which we refer to the review by [Magueijo \(2003\)](#) and our previous analysis ([Ellis and Uzan 2005](#)) for a critical view;
- Quintessence models with a non-minimal coupling of the quintessence field ([Avelino et al. 2006](#); [Anchordoqui and Goldberg 2003](#); [Chiba and Khorrami 2002](#); [Copeland et al. 2004](#); [Doran 2005](#); [Fujii 2009](#); [Lee 2007](#); [Lee et al. 2005](#); [Nunes et al. 2009](#); [Marra and Rosati 2005](#); [Parkinson et al. 2004](#); [Wetterich 2003a](#)) [see discussion Sect. 2.3];
- Mass varying neutrinos ([Amendola et al. 2008](#); [Wetterich 2007](#));
- It has been shown ([von Harling and Servant 2017](#)) that, within the Randall–Sundrum mechanism, a Goldberger–Wise scalar field couples to the fermions leading to a model of varying Yukawa couplings.
- Holographic dark energy models with non-minimal couplings. ([Granda and Escobar 2009](#))
- [van de Bruck et al. \(2015\)](#) extended the light field model coupled solely to  $F^2$  to a situation in which electromagnetism is disformally coupled to the scalar field, i.e., the electromagnetism Lagrangian is of the form  $h(\varphi)\tilde{g}^{\mu\nu}\tilde{g}^{\alpha\beta}F_{\mu\alpha}F_{\nu\beta}$  with  $\tilde{g}_{\mu\nu} = C(\varphi)g_{\mu\nu} + D(\varphi)\partial_\mu\varphi\partial_\nu\varphi$  where  $D$  and  $C$ . Similarly matter is coupled to the same metric but with possibly different functions  $C$  and  $D$ .
- [Barros and da Fonseca \(2022\)](#) generalizes this same model to include a coupling to the scalar field kinetic term, i.e., an interaction Lagrangian of the form  $h[\phi, X]F^2$  with  $X \equiv -g^{\mu\nu}\partial_\mu\varphi\partial_\nu\varphi/2$ . Assuming  $h = h(X) \propto X^{-\eta}$  and that  $\varphi$  accounts for quintessence on cosmological scales. Constraints

- from CMB, BBN, QSO, atomic clocs and MICROSCOPE imply that  $\zeta \lesssim 10^{-7}$ .
- Brans-Dicke theories are generically highly constrained by Solar system tests unless, as discussed in § 3.1.1, their couplings to ordinary matter are much suppressed relative to gravitational strength. As we discussed, this is a major obstacle to construct realistic models of light dilatons coupled to matter. On the other hand, these scalars appear naturally in UV complete theories like string theory, where they arise as dilatons for the various accidental scaling symmetries that are generic in higher-dimensional supergravities. This led Burgess and Quevedo (2022) to remark that if matter also couples to a light axion, this would qualitatively change how the fields respond to a gravitating source. As consequence, matter-dilaton couplings that would be excluded in the absence of an axion can then become acceptable given an additional small axion-matter coupling because the axion-dilaton interactions end up converting the would-be dilaton profile into an axion profile. Fifth forces on matter test bodies are then controlled by the much weaker axion-matter couplings and can easily be small enough to escape detection. This *axion homeopathy* mechanism is further explored by Burgess et al. (2022); Brax et al. (2023a).
  - Brax et al. (2023b) studied the dynamics of a light scalar field responsible for the  $\mu$  term of the Higgs potential and coupled to matter via the Higgs-portal mechanism. These dilaton models could be subject to a screening akin to the symmetron mechanism so that local gravitational tests are evaded thanks to the weakness of the quadratic coupling in the dark matter halo.

## 8 Spatial variations

The constraints on the variation of the fundamental constants that we have described so far are mainly related to their cosmological evolution so that, given the Copernican principle, they reduce to constraints on their eventual time variation. Indeed, spatial variations can also occur. They may be used to set constraints in two regimes:

- On *cosmological scales*, one shall consider two situations since (1) the fields dictating the variation of the constants have fluctuations that can let their imprint in some cosmological observables, in particular on large scales if they are light and (2) one can check if the distributions are compatible with the cosmological principle, in particular by constraining their possible dipolar, quadrupolar, etc. deviations from homogeneity.
- On *local scales* (e.g., our Solar system or the Milky Way) the fields at the origin of the variation of the constants are sourced by the local matter distribution so that one expects that the constants are not homogeneous on these scales. The motion of the Earth and the laboratory in which experiments are performed can then reveal this spatial dependence by studying modulations of the experimental results.

Besides, these studies can set constraints on the variation of the constant with either the gravitational potential, as expected in many scalar field models, or the local density of matter, as in chameleon mechanism; see § 3.2. They are thus highly complementary to those in the laboratory and in intergalactic absorption systems. .

### 8.1 Generalities

In order to determine the profile of the constants in the Solar system, let us assume that their value derived from a scalar field. As in Sect. 3.1, we can assume that at lowest order the profile of the scalar field will be obtained from the scalar-tensor theory of the type (67) in which fall most of the models studied in Section 7, taking into account that all masses scale as  $\Lambda_{\text{QCD}}(\phi_*)$  where  $\phi_*$  is the value of the field in the Einstein frame.

### 8.2 Local scales

#### 8.2.1 Solar system scales

In order to infer the field distribution within the Solar system, we restrict to the weakly self-gravitating ( $\Phi_*/c^2 \ll 1$ ) and slow moving ( $T^{01} \ll T^{00}$ ) localized material systems and follow Damour and Esposito-Farèse (1992).

### Scalar field profile

In the Einstein frame and for generic scalar field theories of the form (67) or (54), the Einstein equation (55) reduces to

$$\square_* \Phi_* = -4\pi G_* \sigma_* \quad (378)$$

where  $\square_*$  is the d'Alembertian in Minkowski spacetime and  $\sigma_*$  is given by

$$\sigma_* = T_*^{00} + T_*^{ii} = \rho_* + 3P_*.$$

The Klein-Gordon equation (56) reduces to Eq. (68) with the generic effective potential of Eqs. (69). Assuming the scalar-field energy density is negligible compared to the matter energy density and restricting to non-relativistic matter ( $\rho \gg P/3$ ), we end up with the system

$$\square_* \Phi_* = -4\pi G_* \rho_*, \quad \square_* \varphi_* = \frac{dV}{d\varphi_*} + 4\pi G_* \alpha(\varphi_*) \rho_* \quad (379)$$

where we have gathered the sum on  $\alpha_i \rho_i$  of Eq. (69) in a single term. Restricting to the static case with a single massive point source, the only non-vanishing source terms are  $\sigma_*(\mathbf{r}) = M_* \delta^3(\mathbf{r}_*)$  so that the set of equations reduces to two Poisson equations

$$\Delta_* \Phi_* = -4\pi G_* M_* \delta^3(\mathbf{r}_*) \quad \Delta_* \varphi_* = \frac{dV}{d\varphi_*} + 4\pi G_* M_* \alpha(\varphi_*) \delta^3(\mathbf{r}_*). \quad (380)$$

The equation for  $\varphi_*$  can be solved iteratively by expanding the field as  $\varphi_* = \varphi_{0*} + \varphi_{1*}(r_*)$  so that at lowest order  $\varphi_{1*}$  is solution of

$$(\Delta_* - m_\varphi^2) \varphi_{1*} = 4\pi G_* M_* \alpha_0 \delta^3(\mathbf{r}_*)$$

with  $\alpha_0 \equiv \alpha(\varphi_{0*})$  and  $m_\varphi^2 = V''(\varphi_0)$ . It follows that we end up with the two equations

$$\Delta_* \Phi_* = -4\pi G_* M_* \delta^3(\mathbf{r}_*) \quad (\Delta_* - m_\varphi^2) \varphi_{1*} = 4\pi G_* M_* \alpha_0 \delta^3(\mathbf{r}_*). \quad (381)$$

This set of equations are solved by means of the retarded Green function

$$\mathcal{G}_{m_\varphi}(\mathbf{x} - \mathbf{x}') = -\frac{1}{4\pi} \frac{e^{-m_\varphi |\mathbf{x} - \mathbf{x}'|}}{|\mathbf{x} - \mathbf{x}'|}$$

to get

$$\Phi_*(r_*) = G_* M_* / r_*, \quad \varphi_{1*}(r) = -\frac{G_* M_* \alpha_0}{r_*} e^{-m_\varphi r_*}.$$

This can be used to determine the Jordan frame metric and the variation of the scalar field in function of the Jordan frame coordinates. It follows that at lowest order the Newton potential and the scalar field are given by

$$\Phi_N = \frac{GM}{r}, \quad \varphi_*(r) = \varphi_{*0} - \alpha_0 \Phi_N(r) e^{-m_\varphi r}, \quad (382)$$

where we have neglected the corrections  $-\alpha(\varphi)(\varphi - \varphi_0)$  for the gravitational potential, which, given the Solar system constraints on  $\alpha_0$ , is a good approximation.

### Seasonal modulations of the fundamental constant

Now, let us consider any constant  $c_i$  function of  $\varphi$ . Thus, its profile is given by  $c_i(r) = c_i[\varphi(r)] = c_i(\varphi_0) - \alpha_0(\mathrm{d}c_i/\mathrm{d}\varphi)_{\varphi_0}\Phi_N(r)e^{-m_\varphi r}$  so that

$$\frac{\Delta c_i}{c_i}(r) = -s_i(\phi_0)\alpha_0\Phi_N(r)e^{-m_\varphi r} \quad (383)$$

where  $s_i(\phi_0)$  is the sensitivity of the constant  $\alpha_i$  to a variation of the scalar field as defined in Eq. (449), i.e.,  $s_i \equiv \mathrm{d} \ln \alpha_i / \mathrm{d} \phi$ .

For laboratory in orbit on an elliptic trajectory,

$$r = \frac{a(1 - e^2)}{1 + e \cos \psi}, \quad \cos \psi = \frac{\cos E - e}{1 - e \cos E}, \quad t = \sqrt{\frac{a^3}{GM}}(E - e \sin E)$$

where  $a$  is the semi-major axis,  $e$  the eccentricity and  $\psi$  the true anomaly, which holds if the mass of the scalar field is small enough on the scale of the orbit,  $m_\varphi a \ll 1$ , which we shall assume in the following. Hence, expanding in  $e$ ,

$$\frac{\Delta c_i}{c_i}(a, \psi) = -s_0\alpha_0 \frac{GM}{a} - s_0\alpha_0 \frac{GM}{a} e \cos \psi + \mathcal{O}(e^2).$$

The first term represents the variation of the mean value of the constant on the orbit compared with its cosmological value. This shows that local terrestrial and Solar system experiments do measure the effects of the cosmological variation of the constants (Damour and Esposito-Farèse 1992; Shaw and Barrow 2005; Shaw 2007; Shaw and Barrow 2006). The second term is a seasonal modulation that arises from the motion of the Earth within the static profile of  $\varphi$ .

### Parameterisation of the seasonal modulation

It is usually parameterized (Flambaum and Shuryak 2008) – coming back to our original notion  $\alpha_i$  for a fundamental constant now that no confusion with  $\alpha_0$  is possible – as

$$\left. \frac{\Delta \alpha_i}{\alpha_i} \right|_{\text{seasonal}} \equiv k_i \frac{\Delta \Phi_N}{c^2}, \quad (384)$$

defining the parameters  $k_i$ .

For a clock relying on the transition  $A$ , one can define the gravitational redshift – see Eq. (16) – as

$$\frac{\Delta \nu_A}{\nu_A} \equiv (1 + \beta_A) \frac{\Delta \Phi_N}{c^2}. \quad (385)$$

In General Relativity, as a consequence of LPI and as discussed in Eq. 15,  $\beta_A = 0$ . In particular when the WEP holds, the redshift does not depend on the clock. Note that the definition (385) involves  $\Phi_N$  which may differ from  $U$

used in the definition. (16). If LPI is violated, then the relative frequency drift between two clocks,

$$\Delta \ln y_{AB} = \beta_{AB} \frac{\Delta \Phi}{c^2} \quad \beta_{AB} = \beta_A - \beta_B, \quad (386)$$

may depend on the clock so that redshift are no more achromatic.

From the definition of the sensitivity coefficients (123, 124),  $\Delta \ln y_{AB} = \sum_i K_{AB}^i \Delta \ln \alpha_i$ , which reduces thanks to (384) to  $\sum_i K_{AB}^i k_i \Delta \Phi_N$ . Hence,

$$\beta_{AB} = \sum_{i=\alpha_{EM}, \mu, q} K_{AB}^i k_i \Leftrightarrow \beta_A = \sum_{i=\alpha_{EM}, \mu, q} K_A^i k_i. \quad (387)$$

In this expression the relative redshift between two clocks,  $\beta_{AB}$  is split into a linear combination of the clocks properties encoded in the sensitivity coefficients  $K_A^i$  and on the parameter  $k_i$  that describes the physics beyond the standard model, e.g., how a light field may couple to the standard model fields as seen on the example Eq. (383). It follows that one can extract constraints on the  $k_i$  from different experiments.

Similarly, for the universality of free fall, the definition (384) implies that the general expression (33) for the Eötvös parameter reduces

$$\eta_{AB} = \sum_i |\lambda_{Ai} - \lambda_{Bi}| k_i, \quad (388)$$

since  $|\nabla| \alpha_i = \alpha_i k_i g_N$  and making use of the relation (448) between the sensitivity coefficients  $f_{Ai}$  and  $\lambda_{Ai}$ .

### 8.2.2 Atomic clock constraints

The parameters  $k_i$  can be constrained from laboratory measurements on Earth and in particular atomic clocks experiments described in § 5.1.2. by searching seasonal modulation instead of fitting a linear drift.

#### Methodology

To that goal, one needs to recall that the Earth has an excentricity  $e \simeq 0.0167$  so that the Sun gravitational potential on the terrestrial orbit should have a peak-to-peak amplitude of  $2GM_e/ac^2 \sim 3.3 \times 10^{-10}$  on a period of 1 year. This shows that the order of magnitude of the constraints will be roughly of  $10^{-16}/10^{-10} \sim 10^{-6}$  for clocks with an accuracy of  $10^{-16}$ . The expected magnitude of the constraints on  $\beta$  one can hope to set for other physical systems are summarized in Fig. 26.

More precisely, the gravitational potential of the Sun on the Earth orbit can be approximated by

$$\Phi(t) = \Phi_p + \Delta \Phi \cos \left[ 2\pi \frac{(t - t_p)}{T_0} \right], \quad \Delta \Phi/c^2 \sim 1.65 \times 10^{-10}$$



**Table 26** The typical values of the potential and accuracy of frequency measurements for different systems allow one to estimate the expected magnitude of the constraints they can set on the parameters  $\beta$ .

Physical system	$\Delta\Phi_N/c^2$	Typical clock accuracy	Expected $\beta$ constraint
Earth orbit	$3.3 \times 10^{-10}$	$10^{-16} - 10^{-18}$	$10^{-6} - 10^{-8}$
Solar stars	$2 \times 10^{-7}$	$10^{-7} - 10^{-8}$	$10^{-1}$
White dwarf	$3 \times 10^{-4}$	$10^{-7} - 10^{-8}$	$10^{-3}$
Neutron star	0.5	$10^{-2}$	$10^{-1}$

**Table 27** Expressions of the  $\beta_{12} = \beta_1 - \beta_2$  coefficients derived from Table (11) and Eq. (387) for the clock experiments summarized in Table 28.

Clock 1	Clock 2	$(\alpha_{\text{EM}}, \bar{\mu}, X_q)$	$(\alpha_{\text{EM}}, X_e, X_q)$
H	Cs	$-0.83k_\alpha - 0.102k_q$	id.
H	Rb	$-0.34k_\alpha - 0.081k_q$	id.
Rb	Cs	$-0.49k_\alpha - 0.021k_q$	id.
Sr	Cs	$-2.77k_\alpha - k_\mu - 0.002k_q$	$-2.77k_\alpha - k_e + 0.046k_q$
Hg	Cs	$-5.77k_\alpha - k_\mu - 0.002k_q$	$-5.77k_\alpha - k_e + 0.046k_q$
Yb	Cs	$-2.52k_\alpha - k_\mu - 0.002k_q$	$-2.52k_\alpha - k_e + 0.046k_q$
Yb-E3	Cs	$-8.78k_\alpha - k_\mu - 0.002k_q$	$-8.78k_\alpha - k_e + 0.046k_q$
CSO	H	$3k_\alpha - k_\mu + 0.1k_q$	$3k_\alpha - k_e + 0.148k_q$
Al <sup>+</sup>	Hg <sup>+</sup>	$-2.948k_\alpha$	id.
Dy-162	Dy-164	$k_\alpha$	id.
Yb-E3	Yb-E2	$6.95k_\alpha$	id.

with  $\Phi_p$  and  $t_p$  the potential and time at perihelion.  $\Omega_0 = 2\pi/T_0$  is the pulsation of the motion so that  $T_0$  can be chosen as annual, diurnal, etc. modulation timescale. Then, from the data, one can fit a profile of the form

$$y_{AB}(t) = y_0 + A_{AB} \cos \left[ 2\pi \frac{(t - t_p)}{T_0} \right].$$

The constraint on the amplitude  $A_{AB}$  of this modulation of the relative frequencies with periodicity  $T_0$  translates in a constraint on the redshift parameter

$$\beta_{AB} = A_{AB} (\Delta\Phi/c^2)^{-1}. \quad (389)$$

$A_{AB}$  is an experimental constraint,  $\Delta\Phi/c^2$  is known from the trajectory. Thanks to the  $K_{AB}^i$  listed in Table 10, this provides a constraints  $k_i$ .

#### Atomic clock constraints

All the experiment used here are described in Sect. 5.1.2 and the summary of all the experiments are gathered in Table 13.

•**Hg/Cs** The data of Fortier et al. (2007) gives the constraint

$$\beta_{\text{Hg,Cs}} = (2 \pm 3.5) \times 10^{-6}. \quad (390)$$

•**H/Cs and H/Rb** [Bauch and Weyers \(2002\)](#) compared a caesium atomic fountain frequency standard with a hydrogen maser for about one year to conclude that the frequency ratio did not change by more than  $7 \times 10^{-15}$  over six months, which implies

$$|\beta_{\text{H,Cs}}| < 2.1 \times 10^{-5}. \quad (391)$$

This was improved thanks to the 7-yr comparison of caesium and hydrogen atomic clocks by [Ashby et al. \(2007\)](#) to

$$\beta_{\text{H,Cs}} = (0.1 \pm 1.4) \times 10^{-6}. \quad (392)$$

[Peil et al. \(2013\)](#) compared 3 atomic clocks based on the hyperfine transitions of a set of 70 commercial Cs-133 clocks, a Rb-87 fountain and a set of H-1 masers in a continuous operation over 1.5 years. They concluded

$$\beta_{\text{H,Cs}} = (-0.7 \pm 1.1) \times 10^{-6} \quad (393)$$

$$\beta_{\text{H,Rb}} = (2.7 \pm 4.9) \times 10^{-7} \quad (394)$$

$$(395)$$

as well as a constraint on  $\beta_{\text{Rb,Cs}}$ ; see below. The comparison H-maser to 3 separate Cs fountain clocks and one Rb fountain clock over more than eight years ([Tobar et al. 2013](#)) concluded that

$$\begin{aligned} \beta_{\text{H,Rb}} &= (6.3 \pm 10) \times 10^{-6} \\ \beta_{\text{H,Cs}} &= (3.6 \pm 4.8) \times 10^{-6}. \end{aligned} \quad (396)$$

The latter was improved by the comparison between the long-term fractional frequency variation of four hydrogen masers with caesium clocks ([Ashby et al. 2018](#))

$$\beta_{\text{H,Cs}} = (2.2 \pm 2.5) \times 10^{-7}. \quad (397)$$

•**Rb/Cs** The data by [Guena et al. \(2012\)](#) translated to the constraint

$$\beta_{\text{Rb,Cs}} = (0.11 \pm 1.04) \times 10^{-6}. \quad (398)$$

[Peil et al. \(2013\)](#) concluded from the experiment described above that

$$\beta_{\text{Rb,Cs}} = (-1.6 \pm 1.3) \times 10^{-6}. \quad (399)$$

•**Dy-162/164** The atomic dysprosium experiment by [Cingöz et al. \(2008\)](#), was shown to imply ([Ferrel et al. 2007](#)), since the transition is sensitive only to  $\alpha_{\text{EM}}$ ,

$$\beta_{\text{Dy-162,Dy-164}} = (-8.7 \pm 6.6) \times 10^{-6}. \quad (400)$$

Similarly, the local dysprosium-clock constraints (149) by [Leefer et al. \(2013\)](#) can be translated to

$$\beta_{\text{Dy-162,Dy-164}} = (-5.5 \pm 5.2) \times 10^{-7}. \quad (401)$$

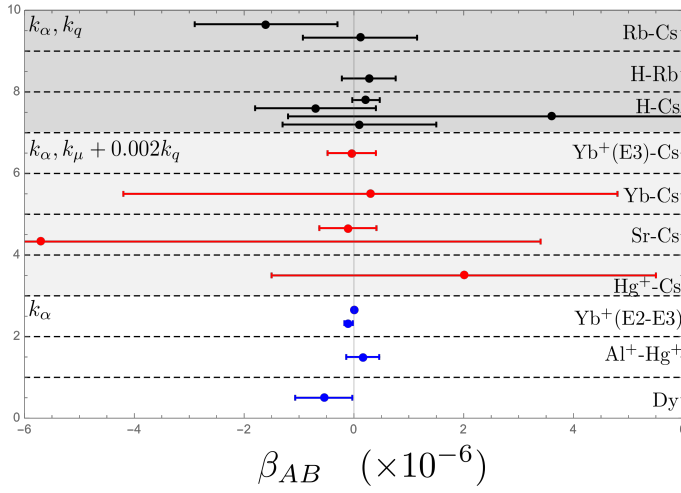
since the experiment is sensitive only to  $\alpha_{\text{EM}}$ .

•**Sr/Cs** The caesium-strontium experiment by Blatt et al. (2008) led to

$$\beta_{\text{Sr,Cs}} = (-5.7 \pm 9.1) \times 10^{-6}. \quad (402)$$

Schwarz et al. (2020) later used 42 measurements of the transition frequency of  $^1\text{S}_0\text{-}^3\text{P}_0$  in  $^{87}\text{Sr}$  over three years from 2017 to 2019 compared to caesium to set

$$\beta_{\text{Sr,Cs}} = (-1.1 \pm 5.2) \times 10^{-7}. \quad (403)$$



**Fig. 28** Atomic clock constraints on  $\beta_{AB}$ . The data are given in Table 28 and are split in 3 families according to the way they depend on  $(k_\alpha, k_\mu, k_q)$ ; see Table 27.

•**CSO/H-maser** Tobar et al. (2010) compared a cryogenic sapphire oscillator (CSO) with various Hydrogen masers from 2001 to 2008 . They constrained both the annual and diurnal modulations to set the bounds  $\beta_{\text{CSO,H-maser}} = (-2.7 \pm 1.4) \times 10^{-4}$  and  $\beta_{\text{CSO,H-maser}} = (-6.9 \pm 4.0) \times 10^{-4}$  respectively with a weighted mean of

$$\beta_{\text{CSO,H}} = (-3.2 \pm 1.3) \times 10^{-4}. \quad (404)$$

The sensitivity coefficients  $K_{\text{CSO,H}}^i$  are gathered in Table 27.

•**Al/Hg** [Dzuba and Flambaum \(2017\)](#) reanalyzed the constraint by [Rosenband et al. \(2008\)](#) on  $\text{Al}^+\text{-Hg}^+$  to conclude that

$$\beta_{\text{Al,Hg}} = (0.16 \pm 0.3) \times 10^{-6}. \quad (405)$$

•**Yb/Cs** [McGrew et al. \(2019a\)](#) compared their eight-month frequency of the measured Yb/Cs frequency ratio to get an amplitude  $A = (0.1 \pm 1.5) \times 10^{-16}$  that translates, using Eq. (389), to

$$\beta_{\text{Yb,Cs}} = (0.3 \pm 4.5) \times 10^{-7} \quad (406)$$

•**Yb E2-E3** The most recent comparisons of these  $\text{Yb}^+$  E2 and E3 transitions and Cs clocks have set constraints allowed [Lange et al. \(2021\)](#) to conclude that

$$\beta_{\text{Yb-E3,Cs}} = (-4 \pm 44) \times 10^{-8}, \quad (407)$$

$$\beta_{\text{Yb-E3,Yb-E2}} = (-9.7 \pm 7.7) \times 10^{-8}. \quad (408)$$

The second constraints was improved by [Filzinger et al. \(2023\)](#)

$$\beta_{\text{Yb-E3,Yb-E2}} = (-2.4 \pm 3.0) \times 10^{-9}. \quad (409)$$

#### *Constraints on the parameters $k_i$*

The previous experimental constraints can be combined to get bounds on the parameters  $k_\alpha$ ,  $k_\mu$ ,  $k_q$  and  $k_e$ . They have evolved with the accuracy of the experiments and some of the sensitivity coefficients were reevaluated.

The first bounds (390) and (391) were translated by [Flambaum and Shuryak \(2008\)](#) into the two constraints  $k_\alpha + 0.17k_e = (-3.5 \pm 6) \times 10^{-7}$  and  $|k_\alpha + 0.13k_q| < 2.5 \times 10^{-5}$ , neglecting the contribution in  $k_q$  for Hg/Cs. Then, it was combined with the dysprosium results (400) by [Ferrel et al. \(2007\)](#) to conclude that  $k_e = (4.9 \pm 3.9) \times 10^{-5}$  and  $k_q = (6.6 \pm 5.2) \times 10^{-5}$  while using the [Ashby et al. \(2007\)](#) data on H/Cs, to improve to  $k_\alpha + 0.13k_q = (-1 \pm 17) \times 10^{-7}$ . When combined with measurement of H-maser ([Ashby et al. 2007](#)), the Sr/Cs bound (402) allows [Blatt et al. \(2008\)](#) to set the three constraints as

$$k_\alpha = (2.5 \pm 3.1) \times 10^{-6} \quad k_\mu = (-1.3 \pm 1.7) \times 10^{-5} \quad k_q = (-1.9 \pm 2.7) \times 10^{-5}. \quad (410)$$

[Barrow and Shaw \(2008\)](#); [Shaw and Barrow \(2009\)](#) reanalyzed the data by [Peik et al. \(2008\)](#) on  $\text{Yb}^+\text{-E2/Cs}$  to conclude that  $k_\alpha + 0.51k_\mu = (7.1 \pm 3.4) \times 10^{-6}$ . Combined with (402), they got

$$k_\mu = (3.9 \pm 3.1) \times 10^{-6}, \quad k_q = (0.1 \pm 1.4) \times 10^{-5}. \quad (411)$$

[Barrow and Shaw \(2008\)](#) also used the data by [Rosenband et al. \(2008\)](#) on Al/Hg clocks to conclude  $k_\alpha = (-5.4 \pm 5.1) \times 10^{-8}$ . Combining (406) the former constraints on  $k_\alpha$  and  $k_q$ , [McGrew et al. \(2019a\)](#) concluded  $k_\mu = (0.7 \pm 1.4) \times 10^{-6}$ . Similarly from their result (403) combined with those by [Dzuba and](#)

**Table 28** Summary of the constraints on the  $\beta$ 

Clock 1	Clock 2	$\beta_{12}$	Note	Ref.
H	Cs	$< 2.1 \times 10^{-5}$	$k_\alpha, k_q$	Bauch and Weyers (2002)
H	Cs	$(0.1 \pm 1.4) \times 10^{-6}$		Ashby et al. (2007)
H	Cs	$(3.6 \pm 4.8) \times 10^{-6}$		Tobar et al. (2013)
H	Cs	$(-0.7 \pm 1.1) \times 10^{-6}$		Peil et al. (2013)
H	Cs	$(0.22 \pm 0.25) \times 10^{-6}$		Ashby et al. (2018)
H	Rb	$(0.27 \pm 0.49) \times 10^{-6}$		Peil et al. (2013)
H	Rb	$(6.3 \pm 10) \times 10^{-6}$		Tobar et al. (2013)
Rb	Cs	$(0.11 \pm 1.04) \times 10^{-6}$		Guena et al. (2012)
Rb	Cs	$(-1.6 \pm 1.3) \times 10^{-6}$		Peil et al. (2013)
Hg	Cs	$(2 \pm 3.5) \times 10^{-6}$	$k_\alpha, k_\mu + 0.002k_q$	Fortier et al. (2007)
Sr	Cs	$(-5.7 \pm 9.1) \times 10^{-6}$		Blatt et al. (2008)
Sr	Cs	$(-0.11 \pm 0.52) \times 10^{-6}$		Schwarz et al. (2020)
Yb	Cs	$(0.3 \pm 4.5) \times 10^{-6}$		McGrew et al. (2019b)
Yb-E3	Cs	$(-4 \pm 44) \times 10^{-8}$		Lange et al. (2021)
Dy-162	Dy-164	$(-0.55 \pm 0.52) \times 10^{-6}$	$k_\alpha$	Leefer et al. (2013)
Al <sup>+</sup>	Hg <sup>+</sup>	$(0.16 \pm 0.3) \times 10^{-6}$		Rosenband et al. (2008)
Yb-E3	Yb-E2	$(-9.7 \pm 7.7) \times 10^{-8}$		Lange et al. (2021)
Yb-E3	Yb-E2	$(-2.4 \pm 3.0) \times 10^{-9}$		Filzinger et al. (2023)
CSO	H	$(-2.7 \pm 1.4) \times 10^{-4}$	[annual] $k_\alpha, k_\mu, k_q$	Tobar et al. (2010)
CSO	H	$(-6.9 \pm 4.0) \times 10^{-4}$		Tobar et al. (2010)
CSO	H	$(-3.2 \pm 1.3) \times 10^{-4}$		Tobar et al. (2010)

Flambaum (2017); Rosenband et al. (2008); Ashby et al. (2018), Schwarz et al. (2020) reached  $k_\mu = (3.5 \pm 5.9) \times 10^{-7}$ . In order to tighten the constraints on the possible variations of fundamental constants, McGrew et al. (2019b) then employed a multi-species analysis that can be used to link absolute frequency measurements of different types of atomic clocks with optical ratios that have been measured with sufficient precision to finally get  $k_\mu = (-0.19 \pm 0.94) \times 10^{-6}$ . Peil et al. (2013) performed a global fit including their data on H/Cs, H/Rb and Rb/Cs together with those by Ashby et al. (2007); Blatt et al. (2008); Fortier et al. (2007); Guena et al. (2012) to conclude

$$k_\alpha = (1.7 \pm 37.5) \times 10^{-7} \quad k_\mu = (-2.5 \pm 5.4) \times 10^{-6} \quad k_q = (3.8 \pm 4.9) \times 10^{-6}. \quad (412)$$

Then, a series of constraints on  $k_\alpha$  independently of  $(k_\mu, k_q)$  were obtained (1) from the Al/Hg (405) as  $k_\alpha = (5.3 \pm 10) \times 10^{-8}$  which, combined with (397) this implies  $k_q = (-2.6 \pm 2.6) \times 10^{-6}$ ; (2) from Dy-clocks Leefer et al. (2013) as  $(-5.5 \pm 5.2) \times 10^{-7}$  and (3) from Yb:E3-E2, first by Lange et al. (2021) to get  $k_\alpha = (1.4 \pm 1.1) \times 10^{-8}$ , which combined with their YE3-Cs data implied  $k_\mu = (7 \pm 45) \times 10^{-8}$ , and then improved by Filzinger et al. (2023) to

$$k_\alpha = (-2.4 \pm 3.0) \times 10^{-9}. \quad (413)$$

### Conclusion

To conclude this analysis, we perform a combined fit of the latest data; see Fig. 29. First, the best constraint on  $k_\alpha$  alone is given by Eq. (413)

The atomic clock constraints on seasonal modulations are summarized in Table 28. It allows us to get the up-to-date constraints on the parameters  $k$

$$k_\alpha = (-2.4 \pm 3.0) \times 10^{-9} \quad (414)$$

$$k_\mu = (0.28 \pm 4.2) \times 10^{-7} \quad (415)$$

$$k_q = (-2.31 \pm 2.27) \times 10^{-6}, \quad (416)$$

from which one extract, thanks to Eq. (103)

$$k_e = (1.2 \pm 4.3) \times 10^{-7}. \quad (417)$$

All these constraints were derived using the sensitivity coefficients computed in Angstmann et al. (2004); Flambaum and Tedesco (2006) and gathered in Tables 27.

Still, we shall mention Jenkins et al. (2009) who claim for an unexplained seasonal variation that demonstrated the difficulty to interpret this phenomena. We also note that Roberts et al. (2020) used data from a European network of fiber-linked optical atomic clocks to constrain transient variation of the fine structure constant.

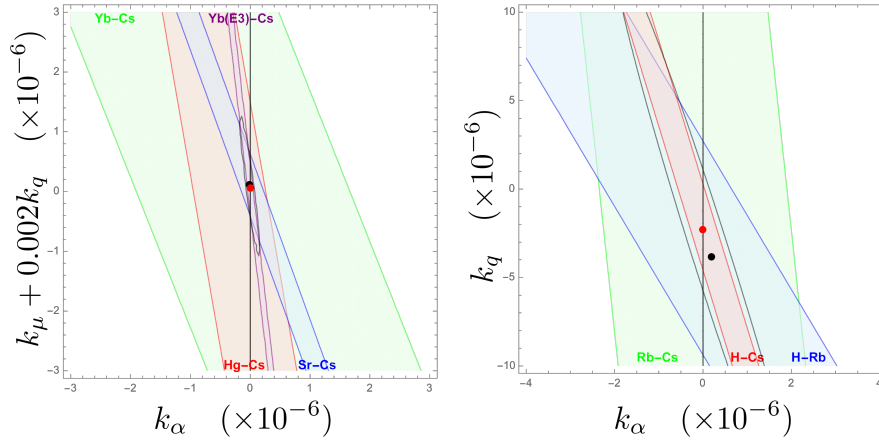
All these bounds can and will be improved by comparing clocks on Earth and onboard of satellites (Flambaum and Shuryak 2008; Salomon et al. 2001; Maleki and Prestage 2004) while the observation of atomic spectra near the Sun can lead to an accuracy of order unity (Flambaum and Shuryak 2008). A space mission with atomic clocks onboard and sent to the Sun (Maleki and Prestage 2004), on highly eccentric terrestrial orbit (Schiller et al. 2009) or on a Solar system escape trajectory (Wolf et al. 2009) could reach an accuracy of  $10^{-8}$ ; see § 5.1.4.

### 8.2.3 Milky Way

All the observational methods that have been described in § 5.5 can be applied locally within our Galaxy, the Milky Way, provided the detection of local interstellar absorption system.

#### Amonia inversion method

The first attempt (Levshakov et al. 2008a) to study  $\mu$  in the Milky Way was based on 207 individual measurements in the Perseus molecular cloud (PC), the Pipe Nebula (PN), and the infrared dark clouds (IRDCs) and the analysis relied on measurements of the relative radial velocity offsets between



**Fig. 29** Atomic clock constraints on  $(k_\alpha, k_\mu, k_q)$ . The data are given in Table 28 and dependence on  $(k_\alpha, k_\mu, k_q)$ ; see Table 27. The left plot gathers the experiments that depend on  $(k_\alpha, k_\mu + 0.002k_q)$ , Red: Hg-Cs (Fortier et al. 2007); Blue: Sr-Cs (Schwarz et al. 2020); Green: Yb-Cs (McGrew et al. 2019b); and Purple: Yb(E3)-Cs (Lange et al. 2021). The right plot gathers the experiments that depend on  $(k_\alpha, k_q)$ , Red: H-Cs (Ashby et al. 2018); Blue: H-Rb (Peil et al. 2013) and Green: Rb-Cs (Guenia et al. 2012). On both plot the vertical line stand for the  $1\sigma$  contour on  $k_\alpha$  from Filzinger et al. (2023); see Eq. (413) while the red and black dots are the best fits of all the data and all the data but the constraints on  $k_\alpha$  respectively.

$\text{NH}_3$  inversion lines and other molecular transitions. It concluded that  $\Delta\mu/\mu = (3.5 \pm 1.4) \times 10^{-8}$ , which was at that time the most accurate estimate of this quantity based on the spectral analysis of astronomical objects. The Perseus molecular cloud is located towards the galactic anti-center, whereas the Pipe Nebula and the IRDCs in the direction of the galactic center. Modeling the gravitational potential as

$$\Phi = \Phi_{\text{MW}} + \Phi_{\text{cloud}}$$

where  $\Phi_{\text{MW}}$  can be calculated from analytic models of the Milky Way and  $\Phi_{\text{cloud}}$  is the molecular cloud gravitational potential, one can translate this bound to  $k_\mu \sim 1$ . This early result was in contradiction with the local constraint (410)  $\Delta\mu/\mu$  follows the gradient of the local gravitational potential. Indeed a logical possibility would be that a chameleon field is at work (see § 3.2) which motivates the effort to obtain measurements in different environments. (Molaro et al. 2009) applied the ammonia method to an atlas of 193 dense protostellar and prestellar cores of low masses in the Perseus molecular cloud as well as the dark cloud L183 with observations of  $\text{NH}_3(1,1)$  and  $(2,2)$  inversion lines from the Green Bank telescope. They concluded that

$\Delta\mu/\mu < 10^{-7}$ . Two similar analysis were performed first by [Levshakov et al. \(2010b\)](#) using high resolution spectral observations of molecular core in lines of  $\text{NH}_3$ ,  $\text{HC}_3\text{N}$  and  $\text{N}_2\text{H}^+$  with 3 radio-telescopes to get  $|\Delta\mu/\mu| < 3 \times 10^{-8}$  between the cloud and the local laboratory environments. However, an offset was measured that could be interpreted as a variation of  $\mu$  of amplitude  $\Delta\bar{\mu}/\bar{\mu} = (2.2 \pm 0.4_{\text{stat}} \pm 0.3_{\text{sys}}) \times 10^{-8}$ . Then, a second analysis ([Levshakov et al. 2010a](#)) maps four molecular cores L1498, L1512, L1517, and L1400K selected from the previous sample in order to estimate systematic effects due to possible velocity gradients. The measured velocity offset, once expressed in terms of  $\Delta\bar{\mu}$ , gives  $\Delta\bar{\mu} = (26 \pm 1_{\text{stat}} \pm 3_{\text{sys}}) \times 10^{-9}$ . The same technique was followed by [Levshakov et al. \(2013, 2014\)](#) with observation from the Medicina 32-m (towards the cores L1512 and L1498 are among the narrowest molecular lines known in the interstellar medium) and the Effelsberg 100-m (to observe the two molecular cores L1512 and L1498) radio telescopes. They reveal a systematic error in the radial velocities of an amplitude of about  $0.02 \text{ km.s}^{-1}$  that was conservatively assign o the possible systematic error of the Medicina dataset, hence concluding

$$\Delta\bar{\mu}/\bar{\mu} = (0.1 \pm 2.2) \times 10^{-8} [\text{L1521}] \quad \Delta\bar{\mu}/\bar{\mu} = (-0.1 \pm 2.3) \times 10^{-8} [\text{L1498}] \quad (418)$$

leading to  $\Delta\mu/\mu < 2 \times 10^{-8}$  at  $3\sigma$ .

#### CO vs C I and C II

Following the same method as described in § 5.6.4, [Levshakov et al. \(2010c\)](#) measured the offsets between the radial velocities of the rotational transitions of carbon-13 monoxide and the fine structure transitions of neutral and singly ionized carbon that probe the variation of  $F = \alpha_{\text{EM}}^2 \mu$  (see over the galaxy. It concluded that

$$|\Delta F'/F'| < 3.7 \times 10^{-7} \quad (419)$$

between high (terrestrial) and low (interstellar) densities of baryonic matter. Combined with the previous constraint on  $\mu$ , it would imply that  $|\Delta\alpha_{\text{EM}}/\alpha_{\text{EM}}| < 2 \times 10^{-7}$ . This was updated ([Levshakov et al. 2009](#)) to  $|\Delta F'/F'| < 2.3 \times 10^{-7}$  so that  $|\Delta\alpha_{\text{EM}}/\alpha_{\text{EM}}| < 1.1 \times 10^{-7}$ . A later study ([Levshakov et al. 2017](#)) with lines of  $^{12}\text{CO}$  and  $^{13}\text{CO}$  in the dark cloud L1599B concluded that  $|\Delta F'/F'| < 3 \times 10^{-7}$ .

An analysis of [CII] lines (Herschell observatory) and CO(2,1) (from IRAM) from the regions BCLMP691 and BCLMP303 close to the dynamical center of the Triangulum galaxy (M33) at about 800 kpc led [Levshakov et al. \(2017\)](#) to set the constraint

$$\Delta F'/F' = (-0.3 \pm 4.6) \times 10^{-7} \quad [\text{M33}]. \quad (420)$$

[Levshakov et al. \(2019\)](#) applied this method to the Magellanic Clouds dwarf galaxies that are known to be dark matter dominated. Thanks to the Herschel Space Observatory they concluded that  $\Delta F'/F' < 2 \times 10^{-7}$  after averaging



over 9 positions in the LMC while one position observed with a higher spectral resolution gave

$$\Delta F'/F' = (-1.7 \pm 0.7) \times 10^{-7}. \quad (421)$$

This offset is still not fully understood and further investigations are required to test whether it can be related to chemical segregation in the emitting gas or merely due to Doppler noise. Nevertheless this opens a window to track a specific coupling to dark matter.

### CH

Truppe et al. (2013) developed a spectroscopic method for pulsed beams of cold molecules, and use it to measure the frequencies of microwave transitions in CH with accuracy down to 3 Hz to compare this transition to the ground state  $\Lambda$ -doublet transition of OH. From observations of 5 absorption systems toward 5 stellar sources, each system having a density estimated  $10^{19}$  times smaller than on Earth, they conclude that  $\Delta F'/F' = (-0.7 \pm 2.2) \times 10^{-7}$  after averaging on their data.

### CH<sub>3</sub>OH

The detection of methanol in the Galaxy led Levshakov et al. (2011) to conclude that it can reach constraint of  $\Delta\mu/\mu < 29 \times 10^{-9}$  at  $1\sigma$  so that this technique deserves attention. Daprà et al. (2017a) applied it to the dense dark cloud core L1498 in the Taurus-Auriga complex. They detected 5 methanol transitions towards two different positions (IRAM 30m observations) leading to the two independent constraints  $\Delta\mu/\mu(1) = (-3.2 \pm 2.0) \times 10^{-8}$  and  $\Delta\mu/\mu(2) = (-3.8 \pm 6.6) \times 10^{-8}$  with weighted mean

$$\Delta\mu/\mu = (-3.3 \pm 1.9) \times 10^{-8} \quad [\text{L1498}]. \quad (422)$$

If combined with (418) for L1498, one obtains  $\Delta\mu/\mu = (-3.2 \pm 1.5) \times 10^{-8}$  and, if averaged with L1521,  $\Delta\mu/\mu = (-1.2 \pm 0.9) \times 10^{-8}$  at  $1\sigma$  in the Milky Way.

Levshakov et al. (2022) measured  $\Delta\mu/\mu$  in the Milky Way disk thanks to methanol masers from the northern Galactic hemisphere distributed over the galactocentric distance range of 4-12 kpc. Only 7 maser sources out of 229 could be selected from the MSX Source (RMS) catalogue and 11 objects from 144 sources from the Bolocam Galactic Plane Survey. The analysis allowed them to set a constraint on the spatial variation of  $\mu$  in the Galaxy and its absolute variation in the range 4-12 kpc,

$$|\Delta\mu/\mu_{4-12 \text{ kpc}}| < 2 \times 10^{-8}, \quad k_\mu < 2 \times 10^{-9}. \quad (423)$$

### 8.2.4 Towards strong field environments

Measuring fundamental constants in stronger field regions opens a window to models with environmental dependencies such as chameleon theory, see § 3.2.2, and better tests on their dependencies on the gravitational potential. It was proposed by Berengut et al. (2013b) to measure  $\alpha_{\text{EM}}$  in strong field environment using metal lines in the absorption spectra of white dwarf stars since their local gravitational potential is higher than in the Solar system.

#### White Dwarf atmosphere.

White dwarfs are interesting system to test for the variation of fundamental constants. First, they have a strong surface gravity with

$$\log g \equiv \log \left( \frac{GM}{r^2} / 1 \text{ cm.s}^{-2} \right) \quad (424)$$

reaching 7-8. Second, *DA white dwarfs* have a pure hydrogen photosphere but thanks to levitation and accretion from the interstellar medium, metallic elements can also be found in their atmosphere. Third, they are bright in UV, require pace observation and comprise about 85% of all white dwarfs

This idea was first applied by Berengut et al. (2013b) to the hot hydrogen rich white dwarf G191-B2B located at about 45 pc from the Earth observed by HST Imaging Spectrograph and use absorption lines from Fe v and Ni v in its atmosphere. With a radius of  $0.22R_{\odot}$  and a mass of  $0.51M_{\odot}$ , one estimates that  $g \equiv GM/R^2 \sim 10.5g_{\odot} \sim 280g_{\text{Earth}}$  so that  $\Phi_{\text{N}}/c^2 \sim 4.9 \times 10^{-5}$  much larger than  $3 \times 10^{-10}$  on the Earth orbit. Comparing with laboratory spectrum, the 106 Fe v observed transitions led to, using Eq. (384),

$$\Delta\alpha_{\text{EM}}/\alpha_{\text{EM}} = (4.2 \pm 1.6) \times 10^{-5} \quad (\text{Fe v, G191-B2B}) \quad (425)$$

showing a  $2.6\sigma$  deviation from zero, that can be rephrased as  $k_{\alpha_{\text{EM}}} = 0.7 \pm 0.3$ , while the analysis of 32 Ni V transitions gave

$$\Delta\alpha_{\text{EM}}/\alpha_{\text{EM}} = (-6.1 \pm 5.8) \times 10^{-5} \quad (\text{Ni v, G191-B2B}) \quad (426)$$

showing a  $1.05\sigma$  deviation from zero. These two measurements on the same systems seem inconsistent since they indicate variation with different signs. Berengut et al. (2013b) suggested that this inconsistency is due to a systematic effect in the laboratory wavelengths. This first analysis has the advantage to use typically hundreds of lines compare to tens for QSO observation. Bainbridge et al. (2017) presented preliminary results on a similar analysis by considering new laboratory data and by including nine more hot, bright white dwarfs and sub-dwarfs and three bright white dwarfs known to have photospheric Fe and Ni absorption lines (see their Fig.1 depicting  $\Delta\alpha_{\text{EM}}/\alpha_{\text{EM}}$  for various surface gravity ( $\log g$ ) ranging from 3.9 to 7.9).

Hu et al. (2019) estimated the effect of the stellar magnetic field that will alter absorption line profiles and introduce additional uncertainties in measurements of  $\alpha_{\text{EM}}$ . In the case of G191-B2B they obtained an upper limit

**Table 29** Summary of the constraints on the variations of  $\mu$  and  $\alpha_{\text{EM}}$  in strong field environments. We recall that  $\Phi_{\text{N}}/c^2 \sim 9.8 \times 10^{-9}$  and  $g \sim 9.8 \text{ ms}^{-2}$  at the Earth surface. The two results by [Hu et al. \(2020\)](#) rely on the same data but on different laboratory wavelengths.

Object	$\Phi_{\text{N}}/c^2$	constraint	constant	method	Ref.
G191-B2B	$4.9 \times 10^{-5}$	$(4.2 \pm 1.6) \times 10^{-5}$	$\alpha_{\text{EM}}$	Fe v	<a href="#">Berengut et al. (2013b)</a>
		$(-6.1 \pm 5.8) \times 10^{-5}$	$\alpha_{\text{EM}}$	Ni v	<a href="#">Berengut et al. (2013b)</a>
		$[4.21 \pm (0.47_{\text{stat}} + 2.35_{\text{syst}})]$	$\alpha_{\text{EM}}$	Fe v	<a href="#">Hu et al. (2020)</a>
		$[6.36 \pm (0.33_{\text{stat}} + 1.94_{\text{syst}})] \times 10^{-5}$	$\alpha_{\text{EM}}$	Fe v	<a href="#">Hu et al. (2020)</a>
GD133	$1.2 \times 10^{-4}$	$(-2.3 \pm 4.7) \times 10^{-5}$	$\mu$	H <sub>2</sub>	<a href="#">Bagdonaite et al. (2014a)</a>
GD29-38	$1.9 \times 10^{-4}$	$(-5.8 \pm 3.7) \times 10^{-5}$	$\mu$	H <sub>2</sub>	<a href="#">Bagdonaite et al. (2014a)</a>
S0-6	$2.4 \times 10^{-6}$	$(1.0 \pm 1.2) \times 10^{-4}$	$\alpha_{\text{EM}}$	MM	<a href="#">Hees et al. (2020)</a>
S0-12	$1.6 \times 10^{-6}$	$(-0.3 \pm 1.4) \times 10^{-4}$	$\alpha_{\text{EM}}$	MM	<a href="#">Hees et al. (2020)</a>
S0-13	$9.4 \times 10^{-7}$	$(0.03 \pm 1.3.5) \times 10^{-4}$	$\alpha_{\text{EM}}$	MM	<a href="#">Hees et al. (2020)</a>
S1-5	$6.5 \times 10^{-7}$	$(-0.7 \pm 2.4) \times 10^{-4}$ ,	$\alpha_{\text{EM}}$	MM	<a href="#">Hees et al. (2020)</a>
S1-23,	$4.6 \times 10^{-7}$	$(0.9 \pm 5.8) \times 10^{-4}$	$\alpha_{\text{EM}}$	MM	<a href="#">Hees et al. (2020)</a>

on its magnetic field of  $B < 2300 \text{ G}$  ( $3\sigma$ ) level and concluded that the impact of quadratic Zeeman shifts on measurements of  $\alpha_{\text{EM}}$  is 4 orders of magnitude below laboratory wavelength uncertainties. [Hu et al. \(2020\)](#) proposed a new analysis with two new and independent laboratory samples for Fe v, the re-reduction of HST data, new atomic calculation of the sensitivity parameters for Fe v, and a better analysis of the blending of the absorption lines. This led to

$$\begin{aligned}\Delta\alpha_{\text{EM}}/\alpha_{\text{EM}} &= [6.36 \pm (0.33_{\text{stat}} + 1.94_{\text{syst}})] \times 10^{-5} \\ \Delta\alpha_{\text{EM}}/\alpha_{\text{EM}} &= [4.21 \pm (0.47_{\text{stat}} + 2.35_{\text{syst}})] \times 10^{-5}\end{aligned}\quad (427)$$

for each of the laboratory data, showing that the systematic uncertainties are dominated by laboratory wavelength precision, see e.g. ([Hu 2019](#); [Lee et al. 2022b](#)) for an analysis of the systematic effects. [Lee et al. \(2024\)](#) considered the effects of continuum placement error that was concluded to impact significantly on fine structure constant measurements. From the analysis of Ni v lines they concluded for an inconsistency with the Fe v measurements (427) – the least negative of their measurements being  $\Delta\alpha_{\text{EM}}/\alpha_{\text{EM}} = (-1.462 \pm 1.121) \times 10^{-5}$  – suspecting that this  $3.2\sigma$  difference arises from unknown laboratory wavelength systematics.

[Bagdonaite et al. \(2014a\)](#); [Salumbides et al. \(2015\)](#) followed the same strategy while focusing on the Lyman transitions molecular H<sub>2</sub> in the atmosphere of the white dwarfs GD133 with a surface potential  $\Phi_{\text{N}}/c^2 \sim 1.2 \times 10^{-4}$  and G29-38 (with  $\Phi_{\text{N}}/c^2 \sim 1.9 \times 10^{-4}$ ) observed with the HST Cosmic Origin Spectrograph. They concluded

$$\begin{aligned}\Delta\mu/\mu &= (-2.3 \pm 4.7) \times 10^{-5} & \text{GD133} \\ \Delta\mu/\mu &= (-5.8 \pm 3.7) \times 10^{-5} & \text{GD29-38.}\end{aligned}\quad (428)$$

### *Solar twins*

The method can be applied to any stellar atmosphere. The *Solar twin method* was proposed by Berke et al. (2022a) who analysed the  $\alpha_{\text{EM}}$ -dependence of the absorption spectra of 17 stars, selected to have almost identical atmospheric properties as the Sun in order to reduce systematic effects, observed by ESO/VLT HARPS spectrograph. A weighted mean of the individual stellar constraints (Murphy et al. 2022a) (see Berke et al. (2022b) for discussion of systematic errors) gave

$$\Delta\alpha_{\text{EM}}/\alpha_{\text{EM}} = [7 \pm 5_{\text{stat}} \pm 11_{\text{syst}}] \times 10^{-6} \quad (429)$$

on a local neighborhood of 50 pc around the Sun.

### *Compact objects*

Stronger field environments exist, e.g. around black holes. Hees et al. (2020) analyzed the spectra of 5 late-type evolved giant stars from the S-star cluster orbiting the central supermassive black hole SgrA\* in a similar way as for the many-multiplet method. For each star, one got  $(\Delta\alpha_{\text{EM}}/\alpha_{\text{EM}}, \Phi_{\text{N}}/c^2)$  (individual constraints are gathered in Table 29) so that the combined analysis imposes

$$\Delta\alpha_{\text{EM}}/\alpha_{\text{EM}} = (1.0 \pm 5.8) \times 10^{-6} \quad (430)$$

between the Galactic center and the Earth. Indeed, those stars are relatively far from the black hole so that  $\Phi_{\text{N}}$  is of the same order as for white dwarf stars but the eccentricity of their trajectory is an asset to control systematics.

### *Further ideas*

To reach higher fields, it was proposed (Bambi 2014) that the analysis of fluorescent emission lines in the reflection spectra of black holes can potentially test variations of fundamental constants in gravitational fields with gravitational potentials up to  $\Phi_{\text{N}}/c^2 \sim 1$  however the construction of a theoretical model to analyze a full reflection spectrum in the presence of variations of fundamental constants remains a challenge (see the example of Davis et al. (2016) who considered aa model in which the masses of elementary particles depend on a scalar field around a black hole).

From the theory side, let us also mention that the effects of varying fundamental constants on the white dwarf mass-radius relation were recently investigated by Magano et al. (2017) for polytropic model. It indicates that independent measurements of the mass and radius, together with direct spectroscopic measurements of  $\alpha_{\text{EM}}$  in white dwarf atmospheres such as those discussed above, could constrain unification scenarios which interestingly are almost orthogonal to the ones coming from atomic clocks (see § 4.5).

### 8.3 Cosmological scales

#### 8.3.1 Primordial fluctuations

During inflation, any light scalar field develop super-Hubble fluctuations of quantum origin, with an almost scale invariant power spectrum (see Chapt. 8 of [Peter and Uzan 2009](#)). It follows that if the fundamental constants depend on such a field, their value must fluctuate on cosmological scales and have a non-vanishing correlation function. More important these fluctuations can be correlated with the metric perturbations. More speculative, is the effect that such fluctuations can have during preheating after inflation since the decay rate of the inflaton in particles may fluctuate on large scales ([Kofman 2003](#); [Kofman et al. 2004](#)).

In such a case, the fine-structure constant will behave as  $\alpha_{\text{EM}} = \alpha_{\text{EM}}(t) + \delta\alpha_{\text{EM}}(\mathbf{x}, t)$ , the fluctuations being a stochastic variable. As we have seen earlier,  $\alpha_{\text{EM}}$  enters the dynamics of recombination, which would then become patchy. This has several consequences for the CMB anisotropies. In a very general way, assume a constant,  $X$  say, depend on the local value of a dynamical scalar field  $\phi$ . The value of  $X$  at the observation point is compared to its value here and today,

$$\Delta X/X_0 \equiv X(\phi)/X(\phi_0) - 1.$$

Decomposing the scalar field as  $\phi = \phi_0 + \Delta\phi$ , one gets that  $\Delta X/X_0 = s_X(\phi)\Delta\phi$ , with  $s_X$  defined in Eq. (449). Now the scalar field can be decomposed into a background and perturbations as  $\phi = \bar{\phi}(t) + \delta\phi(\mathbf{x}, t)$  where the background value depends only on  $t$  because of the Copernican hypothesis. It follows that

$$\begin{aligned} \frac{\Delta X(\mathbf{x}, t)}{X_0} &= s_X(\bar{\phi})[\bar{\phi}(t) - \phi_0] + \{s_X(\bar{\phi}) + s'_X(\bar{\phi})[\bar{\phi}(t) - \phi_0]\}\delta\phi(\mathbf{x}, t) \\ &\equiv s_X(\bar{\phi})\Delta\bar{\phi} + \mathcal{S}_X(\bar{\phi})\delta\phi(\mathbf{x}, t). \end{aligned} \quad (431)$$

The first term of the r.h.s. depends only on time while the second is space-time dependent. It is also expected that the second term in the curly brackets is negligible with respect to the first, i.e.,  $\mathcal{S}_X(\bar{\phi}) \sim s_X(\bar{\phi})$ . It follows that one needs  $\delta\phi(\mathbf{x}, t)$  not to be small compared to the background evolution term  $\Delta\bar{\phi}$  for the spatial dependence to dominate over the large scale time dependence. This can be achieved for instance if  $\phi$  is a seed field whose mean value is frozen. Because of statistical isotropy, and in the same way as for CMB anisotropies (see, e.g., [Peter and Uzan 2009](#)), one can express the equal-time angular power spectrum of  $\Delta X/X_0$  for two events on our past lightcone as

$$\left\langle \frac{\Delta X(\mathbf{n}_1, r, t)}{X_0} \frac{\Delta X(\mathbf{n}_2, r, t)}{X_0} \right\rangle = \sum_{\ell} \frac{2\ell+1}{4\pi} C_{\ell}^{(XX)}(z) P_{\ell}(\mathbf{n}_1 \cdot \mathbf{n}_2). \quad (432)$$

If  $\delta\phi$  is a stochastic field characterized by its power spectrum,  $\langle \delta\phi(\mathbf{k}_1, t) \delta\phi(\mathbf{k}_2, t) \rangle = P_{\phi}(k, t) \delta(\mathbf{k}_1 + \mathbf{k}_2)$  in Fourier space, then

$$C_{\ell}^{(XX)}(z) = \frac{2}{\pi} \mathcal{S}_X^2[\bar{\phi}(z)] \int P_{\phi}(k, z) j_{\ell}[k(\eta_0 - \eta)] k^2 dk, \quad (433)$$

$j_\ell$  being a spherical Bessel function. For instance, if  $P_\phi \propto k^{n_s-1}$  where  $n_s$  is a spectral index,  $n_s = 1$  corresponding to scale invariance, one gets that  $\ell(\ell+1)C_\ell^{(XX)} \propto \ell^{n_s-1}$  on large angular scales.

Besides, similarly to weak gravitational lensing, such fluctuations of  $\alpha_{\text{EM}}$  will modify the mean power spectra (this is a negligible effect) and induce a curl component (B mode) to the polarization (Sigurdson et al. 2003). Such spatial fluctuations also induce non-Gaussian temperature and polarization correlations in the CMB (Sigurdson et al. 2003; Pitrou et al. 2008). Such correlations have not allowed to set observational constraints yet but they need to be included for consistency, see e.g., the example of CMB computation in scalar-tensor theories (Riazuelo and Uzan 2002). The effect on large scale structure was also studied in Barrow (2005a); Mota and Barrow (2004) and the Keck/HIRES QSO absorption spectra showed (Murphy et al. 2001d) that the correlation function of the fine-structure constant is consistent on scales ranging between 0.2 and 13 Gpc.

From the 4-point correlation of the CMB temperature anisotropies of the Planck data, O'Bryan et al. (2015) constrained the fractional rms of the fluctuations of a stochastic  $\alpha_{\text{EM}}$  to  $(1.34 \pm 5.82) \times 10^{-2}$  at 95% C.L. on scale larger than 10 deg. Smith et al. (2019) put a 95% C.L. limit on the amplitude of a scale-invariant angular power spectrum of  $\alpha_{\text{EM}}$  fluctuation ( $C_\ell(\alpha_{\text{EM}}) = A\ell(\ell+1)$ ) of  $A < 1.6 \times 10^{-5}$  from Planck measurements of the temperature and polarization power spectrum.

### 8.3.2 Dipolar modulation

The astronomical measurements of the fundamental constants described in § 5.5 have been used to question the homogeneity of  $\alpha_{\text{EM}}$  and  $\mu$  by constraining a dipole modulation. Such analysis may reveal a spatial variation that could have consequences for the validity of the Copernican principle. Indeed if the putative scalar field  $\varphi$  causing the variation had a dipole, it would reflect in the distribution of the fundamental constants. Such an assumption enlarges the space of free parameters by including the dipole direction  $\mathbf{d}$  in the data analysis.

• **QSO data.** In the analysis of the spectroscopic data from QSO, it has been claimed (Berengut et al. 2011; Webb et al. 2011; King et al. 2012b) that the fine structure constant may have a dipolar variation that would explain consistently the data from the Southern and Northern hemispheres (see Sect. 5.5.3). Webb et al. (2011) proposes that the value of the fine structure constant for each absorption system can be expanded as

$$\frac{\Delta\alpha_{\text{EM}}}{\alpha_{\text{EM}}}(z, \mathbf{n}) = A(z) + B(z) \cos \theta \quad (434)$$

where  $\theta$  is the angle between the dipole direction and the line of sight  $\mathbf{n}$ , i.e.,  $\cos \theta = \mathbf{n} \cdot \mathbf{d}$ . Three main models were considered for  $B(z)$ :

- (dip1)  $B = B_0$ ,
- (dip2):  $B = B_0 r(z)$  with  $r(z)/c$  the look-back time and
- (dip3):  $B = B_0 z^\beta$ .

Webb et al. (2011) concluded that in scenario (dip1) the dipole has an amplitude

$$B = (1.02 \pm 0.21) \times 10^{-5} \quad (435)$$

and direction (RA,DEC)=  $(17.4 \pm 0.9 \text{ hour}, -58^\circ \pm 9^\circ)$ , while in the scenario (dip2)

$$B = (1.01 \pm 0.25) \times 10^{-6} \text{ Gly}^{-1} \quad (436)$$

with almost the same direction. The analysis by Berengut et al. (2012) concluded that  $A = -0.19(8) \times 10^{-5}$  and  $B = 0.106(22) \times 10^{-5} \text{ Gly}^{-1}$  for the parameterisation (dip2). Mariano and Perivolaropoulos (2012) pointed out that the  $\alpha_{\text{EM}}$  dipole is anomalously aligned with the dark energy dipole obtained through the Union2 sample at  $2\sigma$  level (Antoniou and Perivolaropoulos 2010) and suggested a model (“extended topological quintessence”) to explain the correlation between the two dipoles (see also Bronnikov et al. (2013) for a model with dark energy and  $\alpha_{\text{EM}}$  variations arising from extra-dimensions. We refer to Aluri et al. (2023) for a review on the different dipoles that appear in cosmology and to Mariano and Perivolaropoulos (2013) for their comparison. As discussed in § 5.5, the QSO results can be performed either with the archival or dedicated sample, which do not agree. Concerning a pure dipole (1), one gets (Aluri et al. 2023) (see also Pinho and Martins (2016) for an earlier analysis)

$$B = (9.4 \pm 2.2) \times 10^{-6} \quad (\text{archival}) \quad |B| \leq 2.9 \times 10^{-6} \quad (\text{dedicated}) \quad (437)$$

so that the Archival data have a statistical preference, at just over four standard deviations, for a dipole with an amplitude of about 9 ppm, while in the Dedicated data there is no preference for a dipole, and the amplitude is constrained to be less than about 3 ppm at the 95.4% C.L.. To finish, from their analysis of VLT/X-SHOOTER, Wilczynska et al. (2020) (see § 5.5.3) constrained the amplitude of a constant dipole to  $A = (-0.70 \pm 0.16) \times 10^{-5}$ .

Several complementary tests have been proposed. First, one can consider the analogous high-resolution spectroscopic constraints on  $\mu$  (see Table 19). They tend to indicate that a pure dipole in  $\mu$  is constrained to  $|B_\mu| < 2 \times 10^{-6}$  (Aluri et al. 2023). In any model where  $\alpha_{\text{EM}}$  and  $\mu$  variations are correlated one would expect the dipole for the two constants to be aligned. While Berengut et al. (2011) found a weak indication for a  $\mu$ -dipole aligned with the  $\alpha_{\text{EM}}$ -dipole with  $B_\mu = (2.6 \pm 1.3) \times 10^{-6} \text{ Gly}^{-1}$  using parameterisation (2), this was not confirmed by the analysis of Aluri et al. (2023). Hence, there is currently no robust evidence of a dipole in  $\alpha_{\text{EM}}$  and  $\mu$  at a level of a few  $10^{-6}$ .

• **SN Ia data.** Negrelli et al. (2018) proposed to use the effect of the variation of the constant on SN Ia and hence on the Hubble diagram to conclude from the SN Ia compilations, Union 2.1 that  $B = (-3.11 \pm 1.16) \times 10^{-2}$  and JLA

$B = (0.22 \pm 0.47) \times 10^{-2}$ . Indeed such an analysis deriving from the luminosity distance entangles any dipolar variations that can arise from the measurement or the cosmology itself (Chang et al. 2012) so that they are not robust constraints. See also Karpikov et al. (2015) for an analysis spacetime variations of the Ni-46 decay rate from SNIa light curves and a potential window on  $G_F$  or  $v$ .

- **Galaxy clusters.** Galli (2013) extended her method based of galaxy clusters to investigated the signature of the spatial variation of  $\alpha_{\text{EM}}$  using multi-frequency measurements of the thermal Sunyaev-Zeldovich (see § 5.12) to conclude that  $B = (-5.5 \pm 7.9) \times 10^{-3} \text{ Gly}^{-1}$  for parameterisation (dip2) assuming the direction of dipole is fixed to the QSO dipole (435). A similar analysis by Bora and Desai (2021) got  $B = (-3 \pm 3) \times 10^{-3} \text{ Gly}^{-1}$ . De Martino et al. (2016b,a) applied the same method to a catalog of 618 X-ray clusters including Planck data to measure the thermal SZ effect at the location of the clusters to conclude that  $A = (6 \pm 4) \times 10^{-3}$  and  $B = (8 \pm 9) \times 10^{-3}$  for parameterisation (dip1) and  $A = (3 \pm 3) \times 10^{-3}$  and  $B = (6 \pm 5) \times 10^{-3} \text{ Gly}^{-1}$  for parameterisation (dip2) assuming the direction of dipole is fixed to the QSO dipole (435) while they got  $A = (2.1 \pm 2.9) \times 10^{-2}$  and  $B = (-3 \pm 1.4) \times 10^{-2}$  for parameterisation (dip1) and  $A = (1.9 \pm 1.1) \times 10^{-2}$  and  $B = (-2.7 \pm 5.1) \times 10^{-3} \text{ Gly}^{-1}$  for parameterisation (dip2) if the direction of the dipole is not fixed.

- **[O III] emission spectra.** Jiang et al. (2024a) tested the spatial variation in  $\alpha_{\text{EM}}$  using the [O III] emission of a JWST galaxy sample with  $3 < z < 7$  in four directions on the sky. The  $\Delta\alpha_{\text{EM}}/\alpha_{\text{EM}}$  values in the different directions are also consistent with zero within  $1\sigma$  error of  $\sim 10^{-4}$ , suggesting no spatial variation up to  $z \sim 9$ .

- **CMB.** To finish with the CMB, it was demonstrated that a spatial variation of  $\alpha_{\text{EM}}$  would induce a dipolar modulation of CMB anisotropies (?Aiola et al. 2015), but at a level incompatible with existing constraints (Prunet et al. 2005). A dedicated study was performed by Ade et al. (2015) concludes that the relative constant amplitude of a dipolar modulation of  $\alpha_{\text{EM}}$  is constrained to

$$B = (-2.4 \pm 3.7) \times 10^{-2} \quad (438)$$

from the Planck data (Ade et al. 2014).

### 8.3.3 Wall of constants

While the cosmological history of the evolution of fundamental constants is usually interpreted in terms of a time variation which, as we we have seen, have to face the problem of the strong local constraints. This has motivated the idea proposed by Olive et al. (2011) to interpret the observations as a spatial variation on cosmological scales thanks to the hypothesis of the existence of a low energy domain wall produced in the spontaneous symmetry breaking involving a dilaton-like scalar field coupled to electromagnetism. Domains on



**Table 30** Summary of the constraints on a dipolar modulation of  $\alpha_{\text{EM}}$  for the two ansatz (dip1) and (dip2) of the parameterisation (434). A star indicates that the direction of the dipole is fixed to the one of (435) in the analysis.

Method	Model	$A$	$B$	Ref.
QSO	dip1	-	$(1.02 \pm 0.21) \times 10^{-5}$	Webb et al. (2011)
QSO	dip2	-	$(1.01 \pm 0.25) \times 10^{-6} \text{ Gly}^{-1}$	Webb et al. (2011)
QSO	dip2	$-0.19(8) \times 10^{-5}$	$0.106(22) \times 10^{-5} \text{ Gly}^{-1}$	Berengut et al. (2012)
QSO (Archival)	dip1	-	$(9.4 \pm 2.2) \times 10^{-6}$	Aluri et al. (2023)
QSO (Dedicated)	dip1	-	$2.9 \times 10^{-6}$	Aluri et al. (2023)
SNIa (Union-2.1)	dip1	-	$(-3.11 \pm 1.16) \times 10^{-2}$	Negrelli et al. (2018)
SNIa (JLA)	dip1	-	$(0.22 \pm 0.47) \times 10^{-2}$	Negrelli et al. (2018)
Clusters	dip2*	-	$(-5.5 \pm 7.9) \times 10^{-3} \text{ Gly}^{-1}$	Galli (2013)
Clusters	dip2*	-	$(-3 \pm 3) \times 10^{-3} \text{ Gly}^{-1}$	Bora and Desai (2021)
Clusters	dip1*	$(6 \pm 4) \times 10^{-3}$	$(8 \pm 9) \times 10^{-3}$	De Martino et al. (2016b)
Clusters	dip2 *	$(3 \pm 3) \times 10^{-3}$	$(6 \pm 5) \times 10^{-3} \text{ Gly}^{-1}$	De Martino et al. (2016b)
Clusters	dip1	$(2.1 \pm 2.9) \times 10^{-2}$	$(-3 \pm 1.4) \times 10^{-2}$	De Martino et al. (2016b)
Clusters	dip2	$(1.9 \pm 1.1) \times 10^{-2}$	$(-2.7 \pm 5.1) \times 10^{-3} \text{ Gly}^{-1}$	De Martino et al. (2016b)
CMB	dip1	-	$(-2.4 \pm 3.7) \times 10^{-2}$	Ade et al. (2015)

either side of the wall exhibit slight differences in their respective values of  $\alpha_{\text{EM}}$ ; see Fig. 30. If such a domain wall is present within our Hubble volume, absorption spectra at large redshifts may or may not provide a variation in  $\alpha_{\text{EM}}$  relative to the terrestrial value, depending on our relative position with respect to the wall and the direction observation.

The simplest model first constructed by Olive et al. (2011) relies on a generalisation of Bekenstein (1982) with the action

$$S = \int \left[ \frac{R}{16\pi G} - \frac{1}{2}(\partial_\mu \phi)^2 + V(\phi) + \frac{1}{4}B_F(\phi)F^2 - \sum_j \bar{\psi}_j (i\not{D} - B_j(\phi)m_j) \psi_j \right] \sqrt{-g} d^4x \quad (439)$$

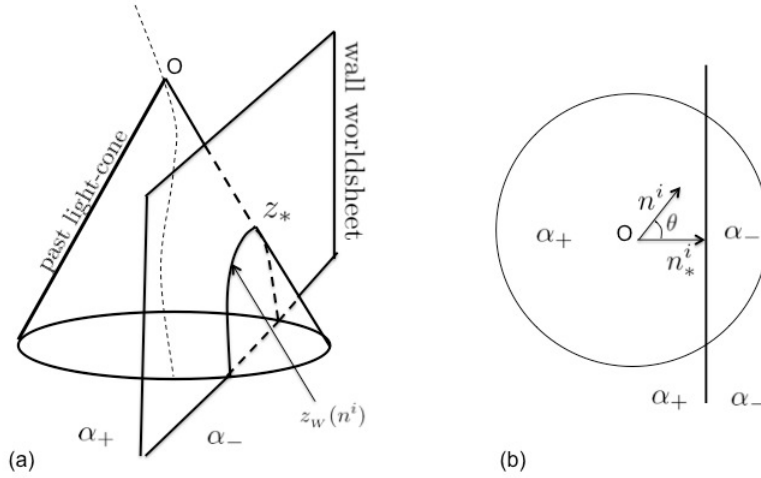
with  $\phi$  is assumed to have the quartic potential

$$V(\phi) = \frac{1}{4}\lambda(\phi^2 - \eta^2)^2 \quad (440)$$

and a coupling to the Faraday tensor of electromagnetism as well as to the fermions  $\psi$  with the coupling functions  $B_i$  of the form

$$B_i(\phi) = \exp\left(\xi_i \frac{\phi}{M_*}\right) \simeq 1 + \xi_i \frac{\phi}{M_*}. \quad (441)$$

The coefficients  $\xi_i$  are constant and  $M_*$  is a mass scale. and it was assumed for simplicity that only  $\xi_F$  is non-vanishing at tree level. Indeed,  $\phi$  inevitably couples to nucleons radiatively. To reproduce a change in  $\alpha_{\text{EM}}$  through the



**Fig. 30** A domain wall is assumed to cross our Hubble volume, hence intersecting our past light-cone on a 2-dimensional spatial hypersurface characterized by the redshift of the wall in a direction  $\mathbf{n}$ .  $z_*$  is the lowest redshift at which the wall can be observed (left). On a constant time hypersurface, this leads to a spatial distribution of domains in which  $\alpha_{\text{EM}}$  is mostly constant (right). From [Olive et al. \(2011\)](#).

domain wall matching the claimed spatial variation by [Webb et al. \(2011\)](#), one needs

$$\frac{\Delta\alpha_{\text{EM}}}{\alpha_{\text{EM}}} \simeq 2\xi_F \frac{\eta}{M_*} \sim \text{few} \times 10^{-6}. \quad (442)$$

The contribution of the wall to the energy budget of the universe was estimated to

$$\Omega_{\text{wall}} \simeq \left( \frac{\eta}{100 \text{ MeV}} \right)^3 \quad (443)$$

with  $\rho_0$  the current total energy density of the universe. This led to the idea to  $\eta = \mathcal{O}(\text{MeV})$  to construct a fully viable model.

Our local Hubble bubble can then be thought as a patchwork of domains each enjoying constants with different values as, what could be named a “microlandscape of constants”. Indeed, no variation of those constants will be detectable within each domain but they can be revealed on the past light cone of any observer. Such a model illustrates the complementarity between local and astrophysical constraints and give a counter example to claims that local constraints on the variation of  $\alpha_{\text{EM}}$  from atomic clock are sharper than those obtained from QSO absorption spectra. [Olive et al. \(2012\)](#) showed that a single wall configuration is statically comparable to a dipole fit (but is a big improvement over a weighted mean) and that a two-wall solution is a far better fit (despite adding 3 parameters over the single wall solution). [Nielsen and Froggatt \(2023\)](#) actually argued that such domain walls can form a network with typical distance between walls of 100 millions light-year hence defining a

large number of regions with different low-energy physics within our observable universe.

The model was extended to a runaway potential (Chiba and Yamaguchi 2011) in order to construct a toy model that could explain simultaneously time (Webb et al. 1999; Murphy et al. 2003) and space (Webb et al. 2011) variations that were thought to be indicated by QSO at the time. It was then reformulated as a  $F(R)$  theory by Bamba et al. (2012) and in the framework of the symmetron (Silva et al. 2014). Avelino and Sousa (2015) concluded that in order for such a wall to be responsible for a spatial variation of  $\alpha_{\text{EM}}$  compatible with (Webb et al. 2011; King et al. 2012b) the domain wall network shall contribute to  $\Omega_{\text{wall}} \in [10^{-10}, 10^{-5}]$  to the matter budget of the universe. Stadnik (2020) showed that for domain walls within the symmetron model with  $B_F \propto \phi^2$  then the current constraints on the variation of fundamental constant imply  $\Omega_{\text{wall}} \ll 10^{-10}$ ; see § 2.3.5 for a discussion of the detection of topological defects in the laboratory.

#### 8.3.4 Non-Copernican field configuration

Another possibility to explain a dipolar modulation of some fundamental constant would be that the Copernican principle is not fully satisfied, such as in various void models. Then the background value of  $\phi$  would depend, e.g., on  $r$  and  $t$  for a spherically symmetric spacetime (such as the Lemaître–Tolman–Bondi spacetime). This would give rise to a dipolar modulation of the constant if the observer (us) is not located at the center of the universe. Note, however, that such a cosmological dipole would also reflect itself, e.g., on CMB anisotropies; see Cusin et al. (2017). Similar possibilities are also offered within the chameleon mechanism where the value of the scalar field depends on the local matter density (see Sect. 3.2).

### 8.4 Universality of free fall

The universality of free fall can also be used to constrain large scale spatial variation of the fundamental constant.

Indeed, the Solar system barycenter moves, on laboratory timescales, almost linearly with a constant speed, at about 250 km/s around the Milky Way with a period of about 240 million years and at about 370 km/s with respect to the comoving rest frame defined by the observed cosmic microwave background (Aghanim et al. 2020). Any spatial variation of the fundamental constants on these scales will translate as a time variation in the Earth restframe. Indeed the galactic modulation cannot be tested directly but would have to be taken into account to interpret Oklo data for which the timescales are identical to the Sun orbital period. A cosmological gradient, as e.g., discussed in § 8.3.2 will result in a linear temporal drift of the constants,  $\Delta\alpha_i(t)/\alpha_i = \mathbf{v}_{\odot} \cdot \nabla \ln \alpha_i$ , hence linking a local measurement to a cosmological variation.

Estimating from § 8.3.2 that  $\cos(\mathbf{v}_\odot, \nabla \ln \alpha) \sim 0.1$ , the constraint by Stadnik (2021) can be updated to take into the sharpest constraint (150) on  $\alpha_{\text{EM}}$  by Filzinger et al. (2023) to deduce that

$$|\nabla \ln \alpha_{\text{EM}}| \lesssim 3.5 \times 10^{-6} \text{ Glyr}^{-1},$$

which is competitive with the bounds listed in Table 29, highlighting the strong connection between local and cosmological constraints.

Damour and Donoghue (2011) investigated the perturbing influence of a differential force with a fixed direction acting on a gravitationally bound two-body system, such as the Earth-Moon system. This “gravitational Stark effect” (Damour and Schaefer 1991) is an example of singular perturbation where a small perturbing force can have a large effect. In particular, elliptic orbits undergoes a complicated secular evolution that can be constrained. It was estimated that the LLR experiment can probe a gradient of

$$|\nabla \ln X_q| \lesssim 2.6 \times 10^{-6} \text{ Glyr}^{-1},$$

again comparable to the bounds of Table 29.

## 9 Why are the constants just so?

The numerical values of the fundamental constants are not determined by the laws of nature in which they appear. One of the most outstanding questions in physics pertains to the values of the fundamental parameters in the Standard Model so that one may wonder why they have the values we observe. In particular, as pointed out by many authors (see below), the constants of nature seem to be fine tuned ([Leslie 1989](#)). Many physicists take this fine-tuning to be an explanandum that cries for an explanans, hence following [Hoyle \(1965\)](#) who wrote that “one must at least have a modicum of curiosity about the strange dimensionless numbers that appear in physics.” The answer may lie in an as yet undefined future theory, such as a complete string theory, in which case there is hope of a deeper understanding. It is also possible that our Universe with its part of a larger structure or a Multiverse, but we have no means to know. In this case, the observed values may be environmental and reflect an observational bias through the anthropic principle, which absolves us, the humans on Earth, from the duty of explaining the values of the governing constants, at least for the time being, until data at higher energies are available and eventually change our description of physics.

We refer to [Sloan et al. \(2020\)](#) for an extensive review of these questions, to [Donoghue \(2016\)](#) for a review on the motivations for a multiverse and a discussion of the fine-tunings in particle physics, to [Barnes \(2012, 2017a,b\)](#); [Adams \(2019\)](#); [Barnes \(2021\)](#); [Sandora et al. \(2022\)](#) for detailed discussions of the fine-tunings and discussions of the evaluation of the level of fine-tuning in Bayesian approach.

### 9.1 Universe and multiverse approaches

Two possible lines of explanation are usually envisioned: a *design or consistency hypothesis* and an *ensemble hypothesis*, that are indeed not incompatible together. The first hypothesis includes the possibility that all the dimensionless parameters in the “final” physical theory will be fixed by a condition of consistency or an external cause. In the ensemble hypothesis, the universe we observe is only a small part of the totality of physical existence, usually called the multiverse. This structure needs not be fine-tuned and shall be sufficiently large and variegated so that it can contain as a proper part a universe like the one we observe the fine-tuning of which is then explained by an *observation selection effect* ([Bostrom 2002](#)).

These two possibilities send us back to the large number hypothesis by [Dirac \(1937\)](#) that has been used as an early motivation to investigate theories with varying constants. The main concern was the existence of some large ratios between some combinations of constants. As we have seen in Sect. 4.1, the running of coupling constants with energy, dimensional transmutation or relations such as Eq. (92) have opened a way to a rational explanation of very small (or very large) dimensional numbers. This follows the ideas developed

by Eddington (1936, 1948) aiming at deriving the values of the constants from consistency relations, e.g., he proposed to link the fine-structure constant to some algebraic structure of spacetime. Dicke (1961) pointed out another possible explanation to the origin of Dirac large numbers: the density of the universe is determined by its age, this age being related to the time needed to form galaxies, stars, heavy nuclei. . . . This led Carter (1974) to argue that these numerical coincidence should not be a surprise and that conventional physics and cosmology could have been used to predict them, at the expense of using the anthropic principle.

The idea of such a structure called the *multiverse* has attracted a lot of attention in the past years and we refer to Carr (2007) for a more exhaustive account of this debate. While many versions of what such a multiverse could be, one of them finds its root in string theory. In 2000, it was realized (Bousso and Polchinski 2000) that vast numbers of discrete choices, called flux vacua, can be obtained in compactifying superstring theory. The number of possibilities is estimated to range between  $10^{100}$  and  $10^{500}$ , or maybe more. No principle is yet known to fix which of these vacua is chosen. Eternal inflation offers a possibility to populate these vacua and to generate an infinite number of regions in which the parameters, initial conditions but also the laws of nature or the number of spacetime dimensions can vary from one universe to another, hence being completely contingent. It was later suggested by Susskind (2003) that the anthropic principle may actually constrain our possible locations in this vast string landscape. This is a shift from the early hopes (Kane et al. 2002) that M-theory may conceivably predict all the fundamental constants uniquely.

Indeed such a possibility radically changes the way we approach the question of the relation of these parameters to the underlying fundamental theory since we now expect them to be distributed randomly in some range. Among this range of parameters lies a subset, that we shall call the *anthropic range*, which allow for universe to support the existence of observers. This range can be determined by asking ourselves how the world would change if the values of the constants were changed, hence doing *counterfactual cosmology*. However, this is very restrictive since the mathematical form of the law of physics managed as well and we are restricting to a local analysis in the neighborhood of our observed universe. The determination of the anthropic region is not a prediction but just a characterization of the sensitivity of “our” universe to a change of the fundamental constants *ceteris paribus*. Once this range is determined, one can ask the general question of quantifying the probability that we observe a universe as ours, hence providing a probabilistic prediction. This involves the use of the anthropic principle, which expresses the fact that we observe are not just observations but observations made by us, and requires us to state what an observer actually is (Neal 2006).

## 9.2 Fine-tunings and determination of the anthropic range

As we have discussed in the previous sections, the outcome of many physical processes are strongly dependent on the value of the fundamental constants. One can always ask the scientific question of what would change in the world around us if the values of some constants were changed, hence doing some counterfactual cosmology in order to determine the range within which the universe would have developed complex physics and chemistry, what is usually thought to be a prerequisite for the emergence of complexity and life (we emphasize the difficulty of this exercise when it goes beyond small and local deviations from our observed universe and physics, see, e.g., [Harnik et al. \(2006\)](#) for a possibly life supporting universe without weak interaction). In doing so, one should consider the fundamental parameters entering our physical theory but also the cosmological parameters. We refer to [Adams \(2019\)](#) for an extensive and detailed discussion of the degree of fine-tuning of our description of the world.

### *Naturalness and the macroscopic world*

Our description of the universe is plagued with incomprehensible instance of anti-naturalness. As we have discussed in § 2.3.1, the first is related to the value of the cosmological constant, the observed value of which is some 120 orders of magnitude smaller than the Planck scale  $M_P^4$ , believed to be the only fundamental scale; see [Bianchi and Rovelli \(2010\)](#); [Gegelia and Meißner \(2019\)](#) for opposite views on this belief. The second lies in the fact that the electroweak scale is 17 orders of magnitude lower than the Planck scale. The fact that the QCD vacuum angle  $\theta$  was 10 orders of magnitude lower than its expected value  $\theta \sim 1$  has been addressed by [Lee et al. \(2020\)](#). These two anti-naturalness problems are related to the fact that “*we live in a big universe that contains big things.*”

Indeed, the suppression of the cosmological constant is vital for the existence of a large and old universe. Even if it were a few orders of magnitude larger, the Universe would have entered an inflationary phase before the onset of galaxy formation. Indeed, the typical radius and typical age of the universe are given by  $H_0^{-1} \sim \sqrt{3/\Lambda} \sim 10^{60} \ell_P$ . In other words the fact that we live in a old and big universe is a consequence of the cosmological constant non-naturalness.

Then, concerning matter and the macroscopic structures we observe to exist, the smallness of the u and d quark masses compared to  $\Lambda_{\text{QCD}}$  and the fact that  $m_u < m_d$  are crucial for the genesis of heavier elements in stars. Then, following [Carr and Rees \(1979\)](#) – see also [Adams \(2008\)](#) – we can estimate the typical mass of macroscopic objects such as stars and planets by roughly looking at the balance between the intensities of gravitation and the pressure of the force opposing the gravitational collapse for a given mass  $M$ . The minimum mass necessary to sustain nuclear fusion is determined by the criterium that

the star's central temperature is high enough leading to (Carr and Rees 1979)

$$M_{\text{min,star}} \sim \frac{1}{2} \mu^{3/4} \alpha_{\text{EM}}^{3/2} M_*$$

with  $M_*$  the characteristic stellar mass,  $M_* = \alpha_G^{-3/2} m_p$ . Similarly the typical mass of a rocky planet is determined by the requirement that the electromagnetic interaction counterbalance gravity, leading to

$$M_{\text{planet}} \sim \left( \frac{\alpha_{\text{EM}}}{\alpha_G} \right)^{3/2} m_p = \alpha_{\text{EM}}^{3/2} M_*$$

while the critical mass scale of life form (Page 2009) is

$$M_{\text{life}} \sim \epsilon_c^{3/4} \left( \frac{\alpha_{\text{EM}}}{\alpha_G} \right)^{3/2} m_p = (\epsilon_c \alpha_{\text{EM}} \alpha_G)^{3/4} M_*$$

where  $\epsilon_c \sim 10^{-3}$  is the chemical conversion factor. As a consequence, there exist macroscopic objects because gravity is weak compared to the weak scale. For planet it allows to pack  $(\alpha_{\text{EM}}/\alpha_G)^{3/2}$  particles without turning to a black hole. Such an object will have a typical size of  $(\alpha_{\text{EM}}/\alpha_G)^{1/2} a_0 \sim 10^4$  km. The separation of scales then implies that there exist classes of objects with typically the same sizes and masses, hence fixing their dimension in units of the Bohr radius  $a_0$  independently of its value. For instance, the minimal mass of a neutron star and its typical size are given by  $\alpha_S M_*$  where the fine structure constant has been replaced by the strong structure constant.

As a conclusion the anti-naturalness problems concerning the cosmological constant and the weak scale ensures that we live in a big universe containing big objects. This is the first step toward the anthropic principle.

#### *Fine tuning on the particle physics parameters*

Then, there are several constraints that the fundamental parameters listed in Table 1 have to satisfy in order for the universe to allow for complex physics and chemistry. Let us stress, in a non-limiting way, some examples.

- It has been noted that the stability of the proton requires  $m_d - m_u \gtrsim \alpha_{\text{EM}}^{3/2} m_p$ . The anthropic bounds on  $m_d$ ,  $m_u$  and  $m_e$  (or on the Higgs vev) arising from the existence of nuclei, the di-neutron and the di-proton cannot form a bound state, the deuterium is stable have been investigated in many works (Agrawal et al. 1998a,b; Damour and Donoghue 2008; Dent and Fairbairn 2003; Donoghue et al. 2006, 2010; Hogan 2000, 2007), even allowing for nuclei made of more than 2 baryon species (Jaffe et al. 2009). Typically, the existence of nuclei imposes that  $m_d + m_u$  and  $v$  cannot vary by more than 60% from their observed value in our universe.
- If the difference of the neutron and proton masses were less than about 1 MeV, the neutron would become stable and hydrogen would be unstable (Rozental 1988; Hogan 2006) so that helium would have been the most abundant at the end of BBN so that the whole history of the formation



and burning of stars would have been different. It can be deduced that (Hogan 2000) one needs  $m_d - m_u - m_e \gtrsim 1.2$  MeV so that the universe does not become all neutrons;  $m_d - m_u + m_e \lesssim 3.4$  MeV for the  $pp$  reaction to be exothermic and  $m_e > 0$  leading to a finite domain. Note that among the fine-tuning, one often considers the diproton arguing that if it were bound, stars would burn  $10^{18}$  times brighter and faster via strong interactions, resulting in a universe that would fail to support life. Barnes (2015); Barnes and Lewis (2017); Adams et al. (2021) demonstrated that stable, “strong-burning” stars adjust their central densities and temperatures to have familiar surface temperatures, luminosities and lifetimes so that there is no “diproton disaster”. Similarly Coc et al. (2012a) show that a stable Be-8 nuclei will not affect BBN.

- A coincidence emerges from the existence of stars with convective and radiative envelopes, since it requires (Carr and Rees 1979) that  $\alpha_G \sim \alpha_{EM}^{20}$ . It arises from the fact that the typical mass that separates these two behavior is roughly  $\alpha_G^{-2} \alpha_{EM}^{10} m_p$  while the masses of star span a few decades around  $\alpha_G^{-3} m_p$ . Both stars seem to be needed since only radiative stars can lead to supernovae, required to disseminate heavy elements, while only convective stars may generate winds in their early phase, which may be associated with formation of rocky planets. This relation while being satisfied numerically in our universe cannot be explained from fundamental principles.
- Similarly, it seems that for neutrinos to eject the envelope of a star in a supernovae explosion, one requires (Carr and Rees 1979)  $\alpha_G \sim \alpha_W^4$ .
- As we discussed in Sect. 5.9, the production of carbon seems to imply that the relative strength of the nuclear to electromagnetic interaction must be tuned typically at the 0.1% level.
- Sandora et al. (2022) investigate the dependence of primordial abundances on physical constants and the implications for the distribution of complex life for various proposed habitability criteria. Interestingly they exhibit a series of predictions (carbon-rich or carbon-poor planets are uninhabitable; slightly magnesium-rich planets are habitable; life does not depend on nitrogen abundance too sensitively; metal-rich planets and phosphorus-poor planets are habitable) that can be checked by probing regions of our universe that closely resemble normal environments in other universes. Then, if any of these predictions are found to be wrong, the multiverse scenario would predict that the majority of observers are born in universes differing substantially from ours, changing our assumption about our typicality.

#### *Fine tuning on the cosmological parameters*

Other coincidences involve also the physical properties, not only of the physical theories, but also of our universe, i.e., the cosmological parameters summarized in Table 7. Indeed those parameters are not on the same footing as fundamental constants since they may be thought to vary on large scale is the Copernican principle does not hold on super-Hubble scales even if the physics remains unchanged. Let us remind some examples.

- The total density parameter  $\Omega$  must lie within an order of magnitude of unity. If it were much larger the universe will have re-collapsed rapidly, on a time scale much shorter than the main-sequence star lifetime. If it were too small, density fluctuations would have frozen before galaxies could form. Typically one expects  $0.1 < \Omega_0 < 10$ . Indeed, most inflationary scenarios lead to  $\Omega_0 \sim 1$  so that this may not be anthropically determined but in that case inflation should last sufficiently long so that this could lead to a fine tuning on the parameters of the inflationary potential.
- The cosmological constant was probably the first one to be questioned in an anthropical way (Weinberg 1987). Weinberg noted that if  $\Lambda$  is too large, the universe will start accelerating before structures had time to form. Assuming that it does not dominate the matter content of the universe before the redshift  $z_*$  at which earliest structures are formed, one concludes that  $\rho_V = \Lambda/8\pi G < (1+z_*)\rho_{\text{mat}0}$ . Weinberg (1987) estimated  $z_* \sim 4.5$  and concluded that “if it is the anthropic principle that accounts for the smallness of the cosmological constant, then we would expect the vacuum energy density  $\rho_v \sim (10 - 100)\rho_{\text{mat}0}$  because there is no anthropic reason for it to be smaller”. Indeed, the observations indicate  $\rho_v \sim 2\rho_{\text{mat}0}$ .
- Tegmark and Rees (1998) have pointed out that the amplitude of the initial density perturbation,  $Q$  enters into the calculation and determined the anthropic region in the plane  $(\Lambda, Q)$ . This demonstrates the importance of determining the parameters to include in the analysis.
- Different time scales of different origin seem to be comparable: the radiative cooling, galactic halo virialization, time of cosmological constant dominance, the age of the universe today. These coincidences were interpreted as an anthropic sign (Bousso et al. 2009).

These are just a series of examples. For a multi-parameter study of the anthropic bound, we refer, e.g., to Tegmark et al. (2006) and to Hall and Nomura (2008) for a general anthropic investigation of the standard model parameters. Note that Landsman (2015) suggest that fine-tuning requires no special explanation at all, as an example of the difficulty to put the multiverse on solid theoretical grounds.

### 9.3 Anthropic predictions

The determination of the anthropic region for a set of parameters is in no way a prediction but simply a characterization of our understanding of a physical phenomenon  $P$  that we think is important for the emergence of observers. It reflects that, the condition  $C$  stating that the constants are in some interval,  $C \implies P$ , is equivalent to  $\neg P \implies \neg C$ .

The anthropic principle (Carter 1974) states that “what we can expect to observe must be restricted by the conditions necessary for our presence as observers”. It has received many interpretations among which the *weak anthropic principle* stating that “we must be prepared to take account of the fact that our location in the universe is necessarily privileged to the extent of

being compatible with our existence as observers”, which is a restriction of the Copernican principle often used in cosmology, and the *strong anthropic principle* according to which “the universe (and hence the fundamental parameters on which it depends) must be such as to admit the creation of observers within it at some stage.” (see [Barrow and Tipler 1986](#) for further discussions and a large bibliography on the subject).

One can then try to determine the probability that an observer measure the value  $x$  of the constant  $X$  (that is a random variable fluctuating in the multiverse and the density of observers depend on the local value of  $X$ ). According to Bayes theorem,

$$P(X = x|\text{obs}) \propto P(\text{obs}|X = x)P(X = x).$$

$P(X = x)$  is the prior distribution, which is related to the volume of those parts of the universe in which  $X = x$  at  $dx$ .  $P(\text{obs}|X = x)$  is proportional to the density of observers that are going to evolve when  $X = x$ .  $P(X = x|\text{obs})$  then gives the probability that a randomly selected observer is located in a region where  $X = x \pm dx$ . It is usually rewritten as ([Vilenkin 1995](#))

$$P(x)dx = n_{\text{obs}}(x)P_{\text{prior}}dx.$$

This highlights the difficulty in making a prediction. First, one has no idea of how to compute  $n_{\text{obs}}(x)$ . When restricting to the cosmological constant, one can argue ([Vilenkin 1995](#)) that  $\Lambda$  does not affect microphysics and chemistry and then estimate  $n_{\text{obs}}(x)$  by the fraction of matter clustered in giant galaxies and that can be computed from a model of structure formation. This may not be a good approximation when other constants are allowed to vary and it needs to be defined properly. Second,  $P_{\text{prior}}$  requires an explicit model of multiverse that would generate sub-universes with different values  $x_i$  (continuous or discrete) for  $x$ . A general argument ([Weinberg 1989](#)) states that if the range over which  $X$  varies in the multiverse is large compared to the anthropic region  $X \in [X_{\text{min}}, X_{\text{max}}]$  one can postulate that  $P_{\text{prior}}$  is flat on  $[X_{\text{min}}, X_{\text{max}}]$ . Indeed, such a statement requires a measure in the space of the constants (or of the theories) that are allowed to vary. This is a strong hypothesis, which is difficult to control. In particular if  $P_{\text{prior}}$  peaks outside of the anthropic domain, it would predict that the constants should lie on the boundary of the anthropic domain ([Rubakov and Shaposhnikov 1989](#)). It also requires that there are sufficiently enough values of  $x_i$  in the anthropic domain, i.e.,  $\delta x_i \ll X_{\text{max}} - X_{\text{min}}$ . [Garriga and Vilenkin \(2000\)](#) stressed that the hypothesis of a flat  $P_{\text{prior}}$  for the cosmological constant may not hold in various Higgs models, and that the weight can lower the mean viable value. To finish, one want to consider  $P(x)$  as the probability that a random observer measures the value  $x$ . This relies on the fact that we are a typical observer and we are implicitly making a self sampling hypothesis. It requires to state in which class of observers we are supposed to be typical (and the final result may depend on this choice [[Neal 2006](#)]) and this hypothesis leads to conclusions such as the doomsday argument that have be debated actively ([Bostrom 2002](#); [Neal 2006](#)).

This approach to the understanding of the observed values of the fundamental constants (but also of the initial conditions of our universe) by resorting to the actual existence of a multiverse populated by a different “low-energy” theory of some “mother” microscopic theory allows us to explain the observed fine-tuning by an observational selection effect. It also sets a limit to the Copernican principle stating that we do not live in a particular position in space since we have to live in a region of the multiverse where the constants are inside the anthropic bound. Such an approach is indeed not widely accepted and has been criticized in many ways ([Aguirre 2007](#); [Ellis et al. 2004](#); [Stoeger et al. 2004](#); [Page 2007](#); [Stoeger 2006](#); [Vaas 2010](#); [Starkman and Trotta 2006](#)). Several criticisms have emerged concerning probabilistic measurement of life-permitting intervals and differing opinions inasmuch as the constants of nature that must be considered. When talking about life, consensus is illusive largely because there is not even a consistent definition of what life is, e.g. [Adams \(2019\)](#) does not restrict to carbon-based life, [Sandora et al. \(2022\)](#) focuses on complex intelligent life and [Collins \(2009\)](#) considers “about embodied moral agents”. [Díaz-Pachón et al. \(2021\)](#) adopt a Bayesian approach to assign an upper bound for the probability of tuning, which is invariant with respect to change of physical constants.

Among the issues to be answered before such an approach becomes more rigorous, let us note: (1) what is the shape of the string landscape; (2) what constants should we scan. It is indeed important to distinguish the parameters that are actually fine-tuned in order to determine those that we should hope to explain in this way ([Wilczek 2005, 2007](#)). Here theoretical physics is indeed important since it should determine which of the numerical coincidences are coincidences and which are expected for some unification or symmetry reasons; (3) how is the landscape populated; (4) what is the measure to be used in order and what is the correct way to compute anthropically-conditioned probabilities.

While considered as not following the standard scientific approach, this is the only existing window on some understanding of the value of the fundamental constants.

## 10 Conclusions

Over the past three decades, the fundamental constants have attracted a larger interest. They have become key players in testing General Relativity in the Solar system but also on the whole cosmological history, in constraining its extensions and in investigating dark matter and dark energy scenarios, providing informations that cannot be accessed only through the study of the large scale structure of our universe. This complementarity with the other tests of General Relativity on astrophysical scales and the complementarity of local and cosmological constraints have been emphasized for many years (Uzan 2003b, 2010c, 2007; Jain et al. 2013) and shall now be full part of the cosmological lore.

The study of fundamental constants has witnessed tremendous progresses. Within a decade, the constraints on their possible space and time variations have flourished in many ways. They have reached higher precision and new systems, involving different combinations of constants and located at different redshifts, have been proposed. This has improved our knowledge on the validity of the equivalence principle and allowed us to test it on astrophysical and cosmological scales, as reviewed them in Sect. 5 and Sect. 6. Many experimental observational progresses are expected in the coming years thanks to quantum laboratory technologies, or the developments of the E-ELT, radio observations, atomic clocks in space, or the use of gravitational waves. We have provided new combined analysis of the constraints on the variation of fundamental constants.

Fundamental constants have an important role to play in cosmology, in view of its many anomalies Peebles (2022) and the puzzle of the dark sector. As we have seen, they may be involved in the Hubble tension (2.3.6) and in the lithium problem (§ 5.14.5). Besides, they are a powerful tool to constrain and eventually detect ultralight dark matter (§ 2.3.4) and topological defects (§ 2.3.5). Each of these effects has a different signature; see Fig. 5. More important the local constraints from atomic clock set strong bounds (see Eq. (366) that needs to be satisfied by any viable scalar field model) on any light scalar field that couple to the standard matter field and hence on any dark energy model (§ 2.3.3). They also allow to question the isotropy of space (§ 8.3.2) and hence the Copernican principle. Fundamental constants bridge our local physics to cosmological scale in a unique way and they have become to study any new degree of freedom and constrain its coupling to the standard model fields (see Fig. 10).

From a theoretical point of view, we had to spend time defining the concept of constant (§ 2.1.1). Structurally, the fundamental constants are now the heart of the definition of the International System of units (§ 2.1.2) which we have also detailed. We pointed out the conceptual difference between fundamental units and fundamental parameters and the crucial fact that fundamental constants cannot be considered without a theoretical framework that needs to be specified. The first strong connection with theory arises from General Relativity and the test of the equivalence principle on which it rests (§ 2.2). Then, we

have described in Sect. 3 the high-energy models that predict such variations, as well as the link with the origin of the acceleration of the universe. In all these cases, a spacetime varying fundamental constant reflects the existence of an almost massless field that couples to matter. This will be at the origin of a violation of the universality of free fall and thus of utmost importance for our understanding of gravity and of the domain of validity of General Relativity. Huge progresses have been made in the understanding of the coupled variation of different constants (§ 4). While more model-dependent, this allows one to set stronger constraints and eventually to open an observational window on unification mechanisms. Again, it is important to stress that such theories are necessary to interpret the constraints consistently. Section 7 has detailed the main models used in the literature.

Section 9 has discussed the ideas that try to understand the value of the fundamental constants. While considered as borderline with respect to the standard physical approach, it reveals the necessity of considering a universe larger than our own, and called the multiverse. It will also give us a hint on our location in this structure in the sense that the anthropic principle limits the Copernican principle at the basis of most cosmological models. We have stressed the limitations of this approach and the ongoing debate on the possibility to make it predictive.

Given the growth of the number of studies, both experimental and theoretical, it becomes almost impossible to keep track of all the evolution. This cannot be the goal of a review, that would necessarily miss some results and eventually misinterpret some others. This shall be a collaborative work for the community. In particular, we shall find an easy way for anyone to include the constraints arising from the fundamental constants in her/his analysis, and more particularly the local constraints that set strong constraints on cosmological models. Appendix D proposes a scheme that could allow us to keep track of the evolution in almost real time. It proposes a form, that can be used to summarize experimental conclusions in articles or be used to create an open database. Indeed it needs to be thought and designed collectively. The goal would be to compile these data in a standardized way. This would offer traceability, avoid mistake (since made by its authors), be validated by the community, always up-to-date and eventually be accessible online.

To conclude, the puzzle about the large numbers pointed out by Dirac has led to a better understanding of the fundamental constants and of their roles in the laws of physics. They are now part of the general tests of General Relativity, as well as a breadcrumbs to understand the origin of the acceleration of the universe and to more speculative structures, such as a multiverse structure, and possibly a window on string theory.

**Acknowledgements** I would like to thank all my collaborators on this topic, Alain Coc, Pierre Descouvemont, Sylvia Ekström, George Ellis, Georges Meynet, Nelson Nunes, Keith Olive, Cyril Pitrou and Elisabeth Vangioni as well as Bénédicte Leclercq, Roland Lehoucq, and Ludvine Bantigny.

I also thank many colleagues for sharing their thoughts on the subject with me, first at the Institut d'Astrophysique de Paris, Luc Blanchet, Michel Cassé, Gilles Esposito-Farèse, Bernard Fort, Guillaume Faye, Jean-Pierre Lasota, Yannick Mellier, Patrick Petitjean; at BIPM, Richard Davies, Céline Fellag-Ariouet, Martin Milton, Terry Quinn in France, Jibril Ben Achour, Joel Bergé, Francis Bernardeau, Sébastien Bize, Philippe Brax, Françoise Combes, Thibault Damour, Nathalie Deruelle, Hugo Lévy, Martin Pernot-Borrás, Christophe Salomon, Peter Wolf; and to finish worldwide, John Barrow, Thomas Dent, Victor Flambaum, Bala Iyer, Lev Kofman, Carlos Martins, Paolo Molaro, David Mota, Michael Murphy, Jeff Murugan, Anan Srianand, Gabriele Veneziano, John Webb, Amanda Weltman, Christof Wetterich.

## A Notations

### A.1 Constants

The notations and numerical values of the constants used in this review are summarized in Table 1 and Table 2.

### A.2 Sensitivity coefficients

The text introduces several sensitivity coefficients. We recall their definition here.

- Given an observable  $O$ , the value of which depends on a set of primary parameters  $G_k$ , the sensitivity of the measured value of  $O$  to these parameters is

$$\frac{d \ln O}{d \ln G_k} = c_k. \quad (444)$$

The value of the quantities  $c_k$  requires a physical description of the system.

- The parameters  $G_k$  can be related to a set of fundamental constants  $\alpha_i$  and we define

$$\frac{d \ln G_k}{d \ln \alpha_i} = d_{ki}. \quad (445)$$

The computation of the coefficients  $d_{ki}$  requires one to specify the theoretical framework and depends heavily on our knowledge of nuclear physics and the assumptions on unification.

- A particular sets of parameters  $d_{ki}$  has been singled out for the sensitivity of the mass of a body  $A$  to a variation of the fundamental constants

$$\frac{d \ln m_A}{d \alpha_i} = f_{Ai}. \quad (446)$$

One also introduces

$$\frac{d \ln m_A}{d \ln \alpha_i} = \lambda_{Ai} \quad (447)$$

so that

$$\lambda_{Ai} = \alpha_i f_{Ai}. \quad (448)$$

- In models where the variation of the fundamental constants are induced by the variation of a scalar field with define

$$\frac{d \ln \alpha_i}{d\varphi} = s_i(\varphi), \quad (449)$$

and

$$\frac{d \ln m_A}{d\varphi} = \alpha_A(\varphi), \quad (450)$$

which can be expressed in terms of the previous sensitivities as

$$\alpha_A(\varphi) = \sum_i f_{Ai} \alpha_i s_i(\varphi).$$

We also recall that the dimensionless scalar field  $\varphi$  and the one with dimension of mass  $\phi$  are related by

$$\phi = M_* \varphi \quad (451)$$

where  $M_*$  is a mass scale, often chosen as

$$M_* = \sqrt{8\pi G_*}.$$

- In class of models the variation of the constants can be related to the gravitational potential by

$$\frac{d \ln \alpha_i}{d\Phi_N} = k_i. \quad (452)$$

## B Background cosmological spacetime

We consider that the spacetime is describe by a manifold  $\mathcal{M}$  with metric  $g_{\mu\nu}$  with signature  $(-, +, +, +)$ . In the case of a Minkowski spacetime  $g_{\mu\nu} = \eta_{\mu\nu}$ .

In the cosmological context, we will describe the universe by a Friedmann–Lemaître spacetime with metric

$$ds^2 = -dt^2 + a^2(t) \gamma_{ij} dx^i dx^j \quad (453)$$

where  $t$  is the cosmic time,  $a$  the scale factor and  $\gamma_{ij}$  the metric on the constant time hypersurfaces. The Hubble function is defined as

$$H \equiv \dot{a}/a. \quad (454)$$

with a dot referring to a derivative with respect to the cosmic time  $t$ . We also define the redshift by the relation  $1 + z = a_0/a$ , with  $a_0$  the scale factor evaluated today. It is usual to introduce the conformaal time  $\eta$  by  $dt = a d\eta$  and use a prime for derivative with respect to  $\eta$ . The deceleration parameter  $q$  is defined as

$$q = -\frac{\ddot{a}}{aH^2} = \frac{\dot{H}}{H^2} - 1 \quad (455)$$

that the Universe accelerates if  $q < 0$  and decelerates otherwise.



The evolution of the scale factor is dictated by the Friedmann equation

$$H^2 = \frac{8\pi G}{3}\rho - \frac{K}{a^2} + \frac{\Lambda}{3}, \quad (456)$$

where  $\rho = \sum_i \rho_i$  is the total energy density of the matter components in the universe. Assuming the species  $i$  has a constant equation of state  $w_i = P_i/\rho_i$ , each component evolves as  $\rho_i = \rho_{i0}(1+z)^{2(1+w_i)}$ . The Friedmann equation can then be rewritten as

$$\frac{H^2}{H_0^2} = \sum \Omega_i(1+z)^{3(1+w_i)} + \Omega_K(1+z)^2 + \Omega_\Lambda, \quad (457)$$

with the density parameters defined by

$$\Omega_i \equiv \frac{8\pi G\rho_{i0}}{3H_0^2}, \quad \Omega_i \equiv -\frac{K}{3H_0^2}, \quad \Omega_\Lambda \equiv \frac{\Lambda}{3H_0^2}. \quad (458)$$

They clearly satisfy  $\sum \Omega_i + \Omega_K + \Omega_\Lambda = 1$ .

The value of the Hubble parameter today is

$$H_0 = 100 h \text{ km.s}^{-1}\text{Mpc}^{-1} = \frac{h}{9.78 \times 10^9 \text{ yr}} = \frac{h}{3.09 \times 10^{17} \text{ s}}. \quad (459)$$

Concerning the properties of the cosmological spacetime, I follow the notations and results of [Peter and Uzan \(2009\)](#).

### C Equation of motion for a charged particle

In a theory in which the matter fields couple to the metric  $A^2(\varphi)g_{\mu\nu}$ , the equation of a point particle of mass  $m$  and charge  $q$  is

$$S_{\text{pp}} = -c^2 \int m A(\varphi) \sqrt{-g_{\mu\nu} u^\mu u^\nu} d\tau + q \int \mathcal{A}_\mu u^\mu d\tau. \quad (460)$$

The equation of motion follows as

$$mc^2 \gamma^\mu = \frac{q}{A(\phi)} F^\mu{}_\nu u^\nu - mc^2 \frac{\partial \ln A}{\partial \phi} \perp^{\mu\nu} \nabla_\nu \varphi \quad (461)$$

with  $\perp_{\mu\nu} \equiv g_{\mu\nu} + u_\mu u_\nu / c^2$  the projector on the 3-space normal to  $u^\mu$ , which indeed ensures that  $u^\mu u_\mu = -c^2$ ; see e.g. Ref. [Uzan \(2011\)](#). It follows that the fifth force,

$$F^\mu = -mc^2 \alpha(\varphi) \perp^{\mu\nu} \nabla_\nu \varphi, \quad (462)$$

remains perpendicular to the 4-velocity,  $u_\mu F^\mu = 0$ .

## D Data form proposal

### D.1 Towards the collective creation of a community data base

In order to construct a comprehensive and useful data basis, it is proposed that every article stating a constraint on some variation of fundamental constant tries to provide the following element at least in an appendix. This will allow traceability and possibility to compare the analysis as well as avoid cut/paste mistakes and misinterpretation

### D.2 Proposition of a general typology

1. Physical system. This can be any of the systems we have been discussed or eventually a new physical system such as
  - Equivalence principle
  - Clock
  - Oklo
  - Meteorite dating
  - Absorption spectra
  - Emission spectra
  - Stellar physics
  - 21cm
  - Galaxy cluster and SZ
  - Lensing
  - CMB
  - BBN
  - Pulsar timing
  - Gravitational waves
 It can have different level of entry such as `atomic clocks/Rb-Cs` or `Absorption spectra/OH-18cm`
2. Redshift of the measurement. Or more generally spacetime position and environment.
3. Data set. What are the data used in taure (absorption spectra/reference, CMB maps/release etc...)
4. Hypothesis on the physical system. This shall include all the external parameters that are either fitted or fixed for the analysis. This could be the list of free cosmological parameters, nuisance parameters, parameters describing the environment (temperature, density,...)
5. Hypothesis on the fundamental constants. This shall include all the fundamental constants that are either fitted or fixed for the analysis.
6. Hypothesis on the physical theory. Specify hypothesis on the link, if any, on the variations of the constants or if one has assumed an independent variation or a single constant.  
 item Raw constraints. If possible one shall give the constraints on the observable, e.g. relative frequency drift.

- 
7. Constraints on the constant. This shall include  $1\sigma$  error bar and systematic error bar and the list of hypothesis/models used to link the observable to the constants.
  8. List of possible systematic effects. Description of the most important systematics of the system.
  9. Other articles that have studied the same dataset. If any. It could be a re-analysis (in what sens), an extension, a cross-study with another dataset etc...
  10. Contact authors.

## References

- Abbiendi G, et al. (2006) Measurement of the running of the QED coupling in small-angle Bhabha scattering at LEP. *Eur Phys J C* 45:1–21. <https://doi.org/10.1140/epjc/s2005-02389-3>. [arXiv:hep-ex/0505072](https://arxiv.org/abs/hep-ex/0505072)
- Abbott B, Abbott R, Abbott T, Abernathy M, Acernese F, et al. (2016) Observation of gravitational waves from a binary black hole merger. *Physical Review Letters* 116(6). <https://doi.org/10.1103/physrevlett.116.061102>, URL <http://dx.doi.org/10.1103/PhysRevLett.116.061102>
- Abbott BP, et al. (2017a) A gravitational-wave standard siren measurement of the Hubble constant. *Nature* 551(7678):85–88. <https://doi.org/10.1038/nature24471>. [arXiv:1710.05835](https://arxiv.org/abs/1710.05835) [astro-ph.CO]
- Abbott BP, et al. (2017b) GW170817: Observation of Gravitational Waves from a Binary Neutron Star Inspiral. *Phys Rev Lett* 119(16):161101. <https://doi.org/10.1103/PhysRevLett.119.161101>. [arXiv:1710.05832](https://arxiv.org/abs/1710.05832) [gr-qc]
- Abdalla E, et al. (2022) Cosmology intertwined: A review of the particle physics, astrophysics, and cosmology associated with the cosmological tensions and anomalies. *JHEAp* 34:49–211. <https://doi.org/10.1016/j.jheap.2022.04.002>. [arXiv:2203.06142](https://arxiv.org/abs/2203.06142) [astro-ph.CO]
- Abel C, et al. (2020) Measurement of the Permanent Electric Dipole Moment of the Neutron. *Phys Rev Lett* 124(8):081803. <https://doi.org/10.1103/PhysRevLett.124.081803>. [arXiv:2001.11966](https://arxiv.org/abs/2001.11966) [hep-ex]
- Abgrall M, Chupin B, Sarlo LD, Guéna J, Laurent P, Coq YL, Targat RL, Lodewyck J, Lours M, Rosenbusch P, Rovera GD, Bize S (2015) Atomic fountains and optical clocks at SYRTE: Status and perspectives. *Comptes Rendus Physique* 16(5):461–470. <https://doi.org/10.1016/j.crhy.2015.03.010>
- Accetta FS, Krauss LM, Romanelli P (1990) New limits on the variability of  $G$  from big bang nucleosynthesis. *Phys Lett B* 248:146
- Achard P, et al. (2005) Measurement of the running of the electromagnetic coupling at large momentum-transfer at LEP. *Phys Lett B* 623:26–36. <https://doi.org/10.1016/j.physletb.2005.07.052>. [arXiv:hep-ex/0507078](https://arxiv.org/abs/hep-ex/0507078)
- Acquaviva V, Baccigalupi C, Leach SM, Liddle AR, Perrotta F (2005) Structure formation constraints on the Jordan-Brans-Dicke theory. *Phys Rev D* 71:104025. <https://doi.org/10.1103/PhysRevD.71.104025>. [astro-ph/0412052](https://arxiv.org/abs/astro-ph/0412052)
- Adame AG, et al. (2024) DESI 2024 IV: Baryon Acoustic Oscillations from the Lyman Alpha Forest [arXiv:2404.03001](https://arxiv.org/abs/2404.03001) [astro-ph.CO]
- Adams FC (2008) Stars in other universes: stellar structure with different fundamental constants. *J Cosmol Astropart Phys* 2008(08):010. <https://doi.org/10.1088/1475-7516/2008/08/010>. [arXiv:0807.3697](https://arxiv.org/abs/0807.3697) [astro-ph]
- Adams FC (2019) The degree of fine-tuning in our universe — and others. *Phys Rept* 807:1–111. <https://doi.org/10.1016/j.physrep.2019.02.001>. [arXiv:1902.03928](https://arxiv.org/abs/1902.03928) [astro-ph.CO]
- Adams FC, Howe AR, Grohs E, Fuller GM (2021) Effects of Bound Diprotons and Enhanced Nuclear Reaction Rates on Stellar Evolution. *Astropart Phys* 130:102584. <https://doi.org/10.1016/j.astropartphys.2021.102584>. [arXiv:2103.15744](https://arxiv.org/abs/2103.15744) [astro-ph.CO]
- Ade PAR, et al. (2014) Planck intermediate results. XVI. Profile likelihoods for cosmological parameters. *Astron Astrophys* 566:A54. <https://doi.org/10.1051/0004-6361/201323003>. [arXiv:1311.1657](https://arxiv.org/abs/1311.1657) [astro-ph.CO]
- Ade PAR, et al. (2015) Planck intermediate results - XXIV. Constraints on variations in fundamental constants. *Astron Astrophys* 580:A22. <https://doi.org/10.1051/0004-6361/201424496>. [arXiv:1406.7482](https://arxiv.org/abs/1406.7482) [astro-ph.CO]
- Adelberger EG (2001) New tests of Einstein’s equivalence principle and Newton’s inverse-square law. *Class Quantum Grav* 18:2397–2405. <https://doi.org/10.1088/0264-9381/18/13/302>
- Aeppli A, Kim K, Warfield W, Safronova MS, Ye J (2024) Clock with  $8 \times 10^{-19}$  systematic uncertainty. *Phys Rev Lett* 133:023401. <https://doi.org/10.1103/PhysRevLett.133.023401>, URL <https://link.aps.org/doi/10.1103/PhysRevLett.133.023401>

- Afach S, et al. (2021) Search for topological defect dark matter with a global network of optical magnetometers. *Nature Phys* 17(12):1396–1401. <https://doi.org/10.1038/s41567-021-01393-y>. [arXiv:2102.13379](https://arxiv.org/abs/2102.13379) [astro-ph.CO]
- Agafonova II, Molaro P, Levshakov SA, Hou JL (2011) First measurement of Mg isotope abundances at high redshifts and accurate estimate of  $\Delta\alpha/\alpha$ . *Astron Astrophys* 529:A28. <https://doi.org/10.1051/0004-6361/201016194>. [arXiv:1102.2967](https://arxiv.org/abs/1102.2967) [astro-ph.CO]
- Agafonova II, et al. (2024) Hyperfine structure of the methanol molecule as traced by Class I methanol masers [arXiv:2407.11657](https://arxiv.org/abs/2407.11657) [astro-ph.GA]
- Aghanim N, et al. (2020) Planck 2018 results. VI. Cosmological parameters. *Astron Astrophys* 641:A6. <https://doi.org/10.1051/0004-6361/201833910>, [Erratum: *Astron. Astrophys.* 652, C4 (2021)]. [arXiv:1807.06209](https://arxiv.org/abs/1807.06209) [astro-ph.CO]
- Agrawal V, Barr SM, Donoghue JF, Seckel D (1998a) Anthropic considerations in multiple-domain theories and the scale of electroweak symmetry breaking. *Phys Rev Lett* 80:1822. <https://doi.org/10.1103/PhysRevLett.80.1822>. [hep-ph/9801253](https://arxiv.org/abs/hep-ph/9801253)
- Agrawal V, Barr SM, Donoghue JF, Seckel D (1998b) Viable range of the mass scale of the standard model. *Phys Rev D* 57:5480–5492. <https://doi.org/10.1103/PhysRevD.57.5480>. [hep-ph/9707380](https://arxiv.org/abs/hep-ph/9707380)
- Aguirre A (2007) Making predictions in a multiverse: conundrums, dangers, coincidences. In: Carr BJ (ed) *Universe or Multiverse?* Cambridge University Press, Cambridge; New York, pp 367–386. [astro-ph/0506519](https://arxiv.org/abs/astro-ph/0506519)
- Aiola S, Wang B, Kosowsky A, Kahnashvili T, Firouzjahi H (2015) Microwave Background Correlations from Dipole Anisotropy Modulation. *Phys Rev D* 92:063008. <https://doi.org/10.1103/PhysRevD.92.063008>. [arXiv:1506.04405](https://arxiv.org/abs/1506.04405) [astro-ph.CO]
- Alam S, et al. (2017) The clustering of galaxies in the completed SDSS-III Baryon Oscillation Spectroscopic Survey: cosmological analysis of the DR12 galaxy sample. *Mon Not Roy Astron Soc* 470(3):2617–2652. <https://doi.org/10.1093/mnras/stx721>. [arXiv:1607.03155](https://arxiv.org/abs/1607.03155) [astro-ph.CO]
- Albaret FD, Comparat J, Gutiérrez CM, Prada F, Pâris I, Schlegel D, López-Corredoira M, Schneider DP, Machado A, García-Hernández DA, Petitjean P, Ge J (2015) Constraint on the time variation of the fine-structure constant with the SDSS-III/BOSS DR12 quasar sample. *Mon Not Roy Astron Soc* 452(4):4153–4168. <https://doi.org/10.1093/mnras/stv1406>. [arXiv:1501.00560](https://arxiv.org/abs/1501.00560) [astro-ph.CO]
- Albers HARL H, et al. (2020) Quantum test of the universality of free fall using rubidium and potassium. *Eur Phys J D* 174:145. <https://doi.org/10.1140/epjd/e2020-10132-6>, URL <https://link.springer.com/article/10.1140/epjd/e2020-10132-6>
- Albornoz Vásquez D, Rahmani H, Noterdaeme P, Petitjean P, Srianand R, Ledoux C (2014) Molecular hydrogen in the  $z_{abs} = 2.66$  damped Lyman- $\alpha$  absorber towards Q J 0643–5041: Physical conditions and limits on the cosmological variation of the proton-to-electron mass ratio. *Astron Astrophys* 562:A88. <https://doi.org/10.1051/0004-6361/201322544>. [arXiv:1310.8569](https://arxiv.org/abs/1310.8569) [astro-ph.CO]
- Albuquerque RG, Holanda RFL, Mendonça IETR, da Silva PSR (2024) Observational bounds on a possible electron-to-proton mass ratio variation and constraints in the lepton-specific 2HDM [arXiv:2407.08921](https://arxiv.org/abs/2407.08921) [hep-ph]
- Alesta G, Perivolaropoulos L, Tanidis K (2022) Constraining a late time transition of  $G_{eff}$  using low- $z$  galaxy survey data. *Phys Rev D* 106(2):023526. <https://doi.org/10.1103/PhysRevD.106.023526>. [arXiv:2201.05846](https://arxiv.org/abs/2201.05846) [astro-ph.CO]
- Alighanbari A, Giri G, Constantin F, Korobov V, Schiller S (2020) Precise test of quantum electrodynamics and determination of fundamental constants with HD+ ions. *Nature* 581:152–158. <https://doi.org/10.1038/s41586-020-2261-5>
- Allehabi SO, Dzuba VA, Flambaum VV (2024) High-accuracy optical clocks with sensitivity to the fine-structure constant variation based on  $\text{Sm}^{10+}$  [arXiv:2404.00854](https://arxiv.org/abs/2404.00854) [hep-ph]
- Alonso I, et al. (2022) Cold atoms in space: community workshop summary and proposed road-map. *EPJ Quant Technol* 9(1):30. <https://doi.org/10.1140/epjqt/s40507-022-00147-w>. [arXiv:2201.07789](https://arxiv.org/abs/2201.07789) [astro-ph.IM]
- Althaus LG, Corsico AH, Torres S, Loren-Aguilar P, Isern J, Garcia-Berro E (2011) The evolution of white dwarfs with a varying gravitational constant. *Astron Astrophys* 527:A72. <https://doi.org/10.1051/0004-6361/201015849>. [arXiv:1101.0986](https://arxiv.org/abs/1101.0986) [astro-ph.SR]

- Aluri PK, et al. (2023) Is the observable Universe consistent with the cosmological principle? *Class Quant Grav* 40(9):094001. <https://doi.org/10.1088/1361-6382/acbefc>. [arXiv:2207.05765](https://arxiv.org/abs/2207.05765) [astro-ph.CO]
- Alves CS, Leite ACO, Martins CJAP, Silva TA, Berge SA, Silva BSA (2018) Current and future constraints on extended Bekenstein-type models for a varying fine-structure constant. *Phys Rev D* 97(2):023522. <https://doi.org/10.1103/PhysRevD.97.023522>. [arXiv:1801.08089](https://arxiv.org/abs/1801.08089) [astro-ph.CO]
- Alvey J, Sabti N, Escudero M, Fairbairn M (2020) Improved BBN Constraints on the Variation of the Gravitational Constant. *Eur Phys J C* 80(2):148. <https://doi.org/10.1140/epjc/s10052-020-7727-y>. [arXiv:1910.10730](https://arxiv.org/abs/1910.10730) [astro-ph.CO]
- Amarilla L, Vucetich H (2010) Brane-world cosmology and varying  $G$ . *Int J Mod Phys A* 25:3835–3856. <https://doi.org/10.1142/S0217751X10049700>. 0908.2949
- Amendola L, Baldi M, Wetterich C (2008) Quintessence cosmologies with a growing matter component. *Phys Rev D* 78:023015. <https://doi.org/10.1103/PhysRevD.78.023015>. [arXiv:0706.3064](https://arxiv.org/abs/0706.3064) [astro-ph]
- Amendola L, Sawicki I, Kunz M, Saltas ID (2018) Direct detection of gravitational waves can measure the time variation of the Planck mass. *JCAP* 08:030. <https://doi.org/10.1088/1475-7516/2018/08/030>. [arXiv:1712.08623](https://arxiv.org/abs/1712.08623) [astro-ph.CO]
- Anchordoqui L, Goldberg H (2003) Time variation of the fine structure constant driven by quintessence. *Phys Rev D* 68:083513. <https://doi.org/10.1103/PhysRevD.68.083513>. [hep-ph/0306084](https://arxiv.org/abs/hep-ph/0306084)
- Anchordoqui L, Barger V, Goldberg H, Marfatia D (2008) Phase transition in the fine structure constant. *Phys Lett B* 660:529. [arXiv:0711.4055](https://arxiv.org/abs/0711.4055) [hep-ph]
- Anderson JD, Campbell JK, Jurgens RF, Lau EL (1992) Recent developments in solar-system tests of general relativity. In: Sato H, Nakamura T (eds) *The Sixth Marcel Grossmann Meeting: On recent developments in theoretical and experimental general relativity, gravitation and relativistic field theories*. World Scientific, Singapore, pp 353–355
- Angstmann EJ, Dzuba VA, Flambaum VV (2004) Atomic clocks and the search for variation of the fine structure constant. *Phys Rev A* 70:014102. <https://doi.org/10.1103/PhysRevA.70.014102>. [physics/0407141](https://arxiv.org/abs/physics/0407141)
- Antoniou I, Perivolaropoulos L (2010) Searching for a Cosmological Preferred Axis: Union2 Data Analysis and Comparison with Other Probes. *JCAP* 12:012. <https://doi.org/10.1088/1475-7516/2010/12/012>. [arXiv:1007.4347](https://arxiv.org/abs/1007.4347) [astro-ph.CO]
- Arai K, Hashimoto M, Fukui T (1987) Primordial nucleosynthesis in the Brans-Dicke theory with a variable cosmological term. *Astron Astrophys* 179:17
- Arnold R, et al. (2021) Search for Periodic Modulations of the Rate of Double-Beta Decay of  $^{100}\text{Mo}$  in the NEMO-3 Detector. *Phys Rev C* 104(6):L061601. <https://doi.org/10.1103/PhysRevC.104.L061601>. [arXiv:2011.07657](https://arxiv.org/abs/2011.07657) [nucl-ex]
- Arvanitaki A, Huang J, Van Tilburg K (2015) Searching for dilaton dark matter with atomic clocks. *Phys Rev D* 91(1):015015. <https://doi.org/10.1103/PhysRevD.91.015015>. [arXiv:1405.2925](https://arxiv.org/abs/1405.2925) [hep-ph]
- Arvanitaki A, Dimopoulos S, Van Tilburg K (2016) Sound of Dark Matter: Searching for Light Scalars with Resonant-Mass Detectors. *Phys Rev Lett* 116(3):031102. <https://doi.org/10.1103/PhysRevLett.116.031102>. [arXiv:1508.01798](https://arxiv.org/abs/1508.01798) [hep-ph]
- Asenbaum P, Overstreet C, Kim M, Curti J, Kasevich MA (2020) Atom-interferometric test of the equivalence principle at the  $10^{-12}$  level. *Phys Rev Lett* 125:191101. <https://doi.org/10.1103/PhysRevLett.125.191101>, URL <https://link.aps.org/doi/10.1103/PhysRevLett.125.191101>
- Ashby N, Heavner TP, Jefferts SR, Parker TE, Radnaev AG, Dudin YO (2007) Testing local position invariance with four cesium-fountain primary frequency standards and four NIST hydrogen masers. *Phys Rev Lett* 98:070802. <https://doi.org/10.1103/PhysRevLett.98.070802>
- Ashby N, Parker TE, Patla BR (2018) A null test of general relativity based on a long-term comparison of atomic transition frequencies. *Nature Phys* 14(8):822–826. <https://doi.org/10.1038/s41567-018-0156-2>
- Ashenfelter T, Mathews GJ, Olive KA (2004) The chemical evolution of Mg isotopes vs. the time variation of the fine structure constant. *Phys Rev Lett* 92:041102. <https://doi.org/10.1103/PhysRevLett.92.041102>

- [org/10.1103/PhysRevLett.92.041102](https://doi.org/10.1103/PhysRevLett.92.041102). [astro-ph/0309197](https://arxiv.org/abs/astro-ph/0309197)
- Audi G (2006) The history of nuclidic masses and of their evaluation. *Int J Mass Spectrom* 251:85–94. <https://doi.org/10.1016/j.ijms.2006.01.048>. [physics/0602050](https://arxiv.org/abs/physics/0602050)
- Avelino PP (2008) On the cosmological evolution of  $\alpha$  and  $\mu$  and the dynamics of dark energy. *Phys Rev D* 78:043516. <https://doi.org/10.1103/PhysRevD.78.043516>. [arXiv:0804.3394](https://arxiv.org/abs/0804.3394) [astro-ph]
- Avelino PP, Sousa L (2015) Observational Constraints on Varying- $\alpha$  Domain Walls. *Universe* 1(1):6–16. <https://doi.org/10.3390/universe1010006>. [arXiv:1404.3419](https://arxiv.org/abs/1404.3419) [astro-ph.CO]
- Avelino PP, Martins CJAP, Rocha G (2000) Looking for a varying  $\alpha$  in the cosmic microwave background. *Phys Rev D* 62:123508. <https://doi.org/10.1103/PhysRevD.62.123508>. [astro-ph/0008446](https://arxiv.org/abs/astro-ph/0008446)
- Avelino PP, Esposito S, Mangano G, Martins CJAP, Melchiorri A, Miele G, Pisanti O, Rocha G, Viana PTP (2001) Early-universe constraints on a time-varying fine structure constant. *Phys Rev D* 64:103505. <https://doi.org/10.1103/PhysRevD.64.103505>. [astro-ph/0102144](https://arxiv.org/abs/astro-ph/0102144)
- Avelino PP, Martins CJAP, Nunes NJ, Olive KA (2006) Reconstructing the dark energy equation of state with varying constant. *Phys Rev D* 74:083508. <https://doi.org/10.1103/PhysRevD.74.083508>. [astro-ph/0605690](https://arxiv.org/abs/astro-ph/0605690)
- Avelino PP, Losano L, Menezes R, Oliveira JCRE (2012) Assessing the viability of successful reconstruction of the dynamics of dark energy using varying fundamental couplings. *Phys Lett B* 717:313–318. <https://doi.org/10.1016/j.physletb.2012.09.062>. [arXiv:1112.3878](https://arxiv.org/abs/1112.3878) [astro-ph.CO]
- Baeßler S, Heckel BR, Adelberger EG, Gundlach JH, Schmidt U, Swanson HE (1999) Improved test of the equivalence principle for gravitational self-energy. *Phys Rev Lett* 83:3585–3588. <https://doi.org/10.1103/PhysRevLett.83.3585>
- Bagdonaite J (2015) Search for a variation of the proton-electron mass ratio from molecular hydrogen and methanol. PhD thesis, Vrije U., Amsterdam
- Bagdonaite J, Murphy MT, Kaper L, Ubachs W (2012) Constraint on a variation of the proton-to-electron mass ratio from H<sub>2</sub> absorption towards quasar Q2348-011. *Mon Not Roy Astron Soc* 421:419. <https://doi.org/10.1111/j.1365-2966.2011.20319.x>. [arXiv:1112.0428](https://arxiv.org/abs/1112.0428) [astro-ph.CO]
- Bagdonaite J, Daprà M, Jansen P, Bethlem HL, Ubachs W, Muller S, Henkel C, Menten KM (2013a) Robust Constraint on a Drifting Proton-to-Electron Mass Ratio at  $z=0.89$  from Methanol Observation at Three Radio Telescopes. *Phys Rev Lett* 111:231101. <https://doi.org/10.1103/PhysRevLett.111.231101>. [arXiv:1311.3438](https://arxiv.org/abs/1311.3438) [astro-ph.CO]
- Bagdonaite J, Jansen P, Henkel P, Bethlem H, Menten K, Ubachs W (2013b) A stringent limit on a drifting proton-to-electron mass ratio from alcohol in the early universe. *Science* 339:46–48. <https://doi.org/10.1126/science.1224898>
- Bagdonaite J, Salumbides EJ, Preval SP, Barstow MA, Barrow JD, Murphy MT, Ubachs W (2014a) Limits on a Gravitational Field Dependence of the Proton-Electron Mass Ratio from H<sub>2</sub> in White Dwarf Stars. *Phys Rev Lett* 113(12):123002. <https://doi.org/10.1103/PhysRevLett.113.123002>. [arXiv:1409.1000](https://arxiv.org/abs/1409.1000) [gr-qc]
- Bagdonaite J, Ubachs W, Murphy MT, Whitmore JB (2014b) Analysis of Molecular Hydrogen Absorption toward QSO B0642-5038 for a Varying Proton-to-Electron Mass Ratio. *Astrophys J* 782(1):10. <https://doi.org/10.1088/0004-637X/782/1/10>. [arXiv:1308.1330](https://arxiv.org/abs/1308.1330) [astro-ph.CO]
- Bagdonaite J, Ubachs W, Murphy MT, Whitmore JB (2015) Constraint on a Varying Proton-Electron Mass Ratio 1.5 Billion Years after the Big Bang. *Phys Rev Lett* 114(7):071301. <https://doi.org/10.1103/PhysRevLett.114.071301>. [arXiv:1501.05533](https://arxiv.org/abs/1501.05533) [astro-ph.CO]
- Bahcall JN, Schmidt M (1967) Does the fine-structure constant vary with cosmic time? *Phys Rev Lett* 19:1294–1295. <https://doi.org/10.1103/PhysRevLett.19.1294>, URL <https://link.aps.org/doi/10.1103/PhysRevLett.19.1294>
- Bahcall JN, Steinhardt CL, Schlegel D (2004) Does the fine-structure constant vary with cosmological epoch? *Astrophys J* 600:520. <https://doi.org/10.1086/379971>. [astro-ph/0301507](https://arxiv.org/abs/astro-ph/0301507)

- Bai Y, Han Z (2009) Measuring the Dark Force at the LHC. *Phys Rev Lett* 103:051801. <https://doi.org/10.1103/PhysRevLett.103.051801>. [arXiv:0902.0006](#) [hep-ph]
- Bainbridge MB, Webb JK (2017) Artificial intelligence applied to the automatic analysis of absorption spectra. Objective measurement of the fine structure constant. *Monthly Notices of the Royal Astronomical Society* 468(2):1639–1670. <https://doi.org/10.1093/mnras/stx179>, URL <https://doi.org/10.1093/mnras/stx179>. <https://academic.oup.com/mnras/article-pdf/468/2/1639/11170238/stx179.pdf>
- Bainbridge MB, et al. (2017) Probing the Gravitational Dependence of the Fine-Structure Constant from Observations of White Dwarf Stars. *Universe* 3(2):32. <https://doi.org/10.3390/universe3020032>. [arXiv:1702.01757](#) [astro-ph.CO]
- Baker T, Bellini E, Ferreira PG, Lagos M, Noller J, Sawicki I (2017) Strong constraints on cosmological gravity from GW170817 and GRB 170817A. *Phys Rev Lett* 119(25):251301. <https://doi.org/10.1103/PhysRevLett.119.251301>. [arXiv:1710.06394](#) [astro-ph.CO]
- Ballardini M, Finelli F, Sapone D (2022) Cosmological constraints on the gravitational constant. *JCAP* 06(06):004. <https://doi.org/10.1088/1475-7516/2022/06/004>. [arXiv:2111.09168](#) [astro-ph.CO]
- Ballesteros G, Notari A, Rompineve F (2020) The  $H_0$  tension:  $\Delta G_N$  vs.  $\Delta N_{\text{eff}}$ . *JCAP* 11:024. <https://doi.org/10.1088/1475-7516/2020/11/024>. [arXiv:2004.05049](#) [astro-ph.CO]
- Bamba K, Nojiri S, Odintsov SD (2012) Domain wall solution in  $F(R)$  gravity and variation of the fine structure constant. *Phys Rev D* 85:044012. <https://doi.org/10.1103/PhysRevD.85.044012>. [arXiv:1107.2538](#) [hep-th]
- Bambi C (2014) Constraining possible variations of the fine structure constant in strong gravitational fields with the K $\alpha$  iron line. *JCAP* 03:034. <https://doi.org/10.1088/1475-7516/2014/03/034>. [arXiv:1308.2470](#) [gr-qc]
- Bambi C, Drago A (2008) Constraints on temporal variation of fundamental constants from grbs. *Astropart Phys* 29:223. <https://doi.org/10.1016/j.astropartphys.2008.02.001>. [arXiv:0711.3569](#) [hep-ph]
- Banerjee A, Budker D, Filzinger M, Huntemann N, Paz G, Perez G, Porsev S, Safronova M (2023a) Oscillating nuclear charge radii as sensors for ultralight dark matter [arXiv:2301.10784](#) [hep-ph]
- Banerjee A, Perez G, Safronova M, Savoray I, Shalit A (2023b) The phenomenology of quadratically coupled ultra light dark matter. *JHEP* 10:042. [https://doi.org/10.1007/JHEP10\(2023\)042](https://doi.org/10.1007/JHEP10(2023)042). [arXiv:2211.05174](#) [hep-ph]
- Barbieri R, Savastano S, Spieri L, Antonelli A, Sberna L, Burke O, Gair J, Tamanini N (2022) Constraining the evolution of Newton’s constant with slow inspirals observed from spaceborne gravitational-wave detectors [arXiv:2207.10674](#) [gr-qc]
- Barnes LA (2012) The Fine-Tuning of the Universe for Intelligent Life. *Publ Astron Soc Austral* 29:529. <https://doi.org/10.1071/AS12015>. [arXiv:1112.4647](#) [physics.hist-ph]
- Barnes LA (2015) Binding the Diproton in Stars: Anthropic Limits on the Strength of Gravity. *JCAP* 12:050. <https://doi.org/10.1088/1475-7516/2015/12/050>. [arXiv:1512.06090](#) [astro-ph.SR]
- Barnes LA (2017a) Fine-Tuning in the Context of Bayesian Theory Testing [arXiv:1707.03965](#) [physics.hist-ph]
- Barnes LA (2017b) Testing the Multiverse: Bayes, Fine-Tuning and Typicality. In: *Philosophy of Cosmology UK/US Conference*. pp 447–466. <https://doi.org/10.1017/9781316535783.023>. [arXiv:1704.01680](#) [astro-ph.CO]
- Barnes LA (2021) The Fine-Tuning of the Universe for Life [arXiv:2110.07783](#) [physics.hist-ph]
- Barnes LA, Lewis GF (2017) Producing the Deuteron in Stars: Anthropic Limits on Fundamental Constants. *JCAP* 07:036. <https://doi.org/10.1088/1475-7516/2017/07/036>. [arXiv:1703.07161](#) [astro-ph.CO]
- Barontini G, et al. (2021) QSNET, a network of clocks for measuring the stability of fundamental constants. *Proc SPIE Int Soc Opt Eng* 11881:63. <https://doi.org/10.1117/12.2600493>. [arXiv:2110.05944](#) [hep-ph]
- Barontini G, et al. (2022) Measuring the stability of fundamental constants with a network of clocks. *EPJ Quant Technol* 9(1):12. <https://doi.org/10.1140/epjqt/s40507-022-00130-5>. [arXiv:2112.10618](#) [hep-ph]



- Barros BJ, da Fonseca V (2022) Coupling quintessence kinetics to electromagnetism [arXiv:2209.12189](#) [astro-ph.CO]
- Barrow JD (1978) A cosmological limit on the possible variation of  $G$ . *Mon Not R Astron Soc* 184:677
- Barrow JD (1983) Natural units before Planck. *Quart J R Astron Soc* 24:24–26
- Barrow JD (1987) Observational limits on the time evolution of extra spatial dimensions. *Phys Rev D* 35:1805. <https://doi.org/10.1103/PhysRevD.35.1805>
- Barrow JD (2002) *The Constants of Nature: From Alpha to Omega – The Numbers that Encode the Deepest Secrets of the Universe*. Jonathan Cape, London
- Barrow JD (2005a) Cosmological bounds on spatial variations of physical constants. *Phys Rev D* 71:083520. <https://doi.org/10.1103/PhysRevD.71.083520>. [astro-ph/0503434](#)
- Barrow JD (2005b) Varying constants. *Philos Trans R Soc London, Ser A* 363:2139. [astro-ph/0511440](#)
- Barrow JD, Li B (2008) Varying-alpha cosmologies with potentials. *Phys Rev D* 78:083536. <https://doi.org/10.1103/PhysRevD.78.083536>. [arXiv:0808.1580](#) [gr-qc]
- Barrow JD, Magueijo J (2000) Can a changing  $\alpha$  explain the supernovae results? *Astrophys J* 532:L87. <https://doi.org/10.1086/312572>. [astro-ph/9907354](#)
- Barrow JD, Magueijo J (2005) Cosmological constraints on a dynamical electron mass. *Phys Rev D* 72:043521. <https://doi.org/10.1103/PhysRevD.72.043521>. [arXiv:astro-ph/0503222](#)
- Barrow JD, Shaw DJ (2008) Varying-alpha: new constraints from seasonal variations. *Phys Rev D* 78:067304. <https://doi.org/10.1103/PhysRevD.78.067304>. [arXiv:0806.4317](#) [hep-ph]
- Barrow JD, Tipler FJ (1986) *The Anthropic Cosmological Principle*. Oxford University Press, Oxford; New York
- Baryakhtar M, Simon O, Weiner ZJ (2024) Varying-constant cosmology from hyperlight, coupled scalars [arXiv:2405.10358](#) [astro-ph.CO]
- Battye RA, Crittenden R, Weller J (2001) Cosmic concordance and the fine structure constant. *Phys Rev D* 63:043505. <https://doi.org/10.1103/PhysRevD.63.043505>. [astro-ph/0008265](#)
- Bauch A, Weyers S (2002) New experimental limit on the validity of local position invariance. *Phys Rev D* 65:081101R. <https://doi.org/10.1103/PhysRevD.65.081101>
- Bauer M, Chakraborti S (2024) On the Validity of Bounds on Light Axions for  $f \lesssim 10^{15}$  GeV [arXiv:2408.06408](#) [hep-ph]
- Bean R, Flanagan EE, Laszlo I, Trodden M (2008) Constraining Interactions in Cosmology's Dark Sector. *Phys Rev D* 78:123514. <https://doi.org/10.1103/PhysRevD.78.123514>. [arXiv:0808.1105](#) [astro-ph]
- Beane SR, Savage MJ (2003) Variation of fundamental couplings and nuclear forces. *Nucl Phys A* 717:91. [https://doi.org/10.1016/S0375-9474\(02\)01268-X](https://doi.org/10.1016/S0375-9474(02)01268-X). [hep-ph/0206113](#)
- Beck BR, Becker JA, Beiersdorfer P, Brown GV, Moody KJ, Wilhelmy JB, Porter FS, Kilbourne CA, Kelley RL (2007) Energy Splitting of the Ground-State Doublet in the Nucleus Th-229. *Phys Rev Lett* 98:142501. <https://doi.org/10.1103/PhysRevLett.98.142501>
- Bedaque PF, Luu T, Platter L (2011) Quark mass variation constraints from Big Bang nucleosynthesis. *Phys Rev C* 83:045803. <https://doi.org/10.1103/PhysRevC.83.045803>. [arXiv:1012.3840](#) [nucl-th]
- Beeks K, Sikorsky T, Schumm T, et al. (2021) The thorium-229 low-energy isomer and the nuclear clock. *Nat Rev Phys* 3:238–248. <https://doi.org/10.1038/s42254-021-00286-6>
- Beeks K, et al. (2024) Fine-structure constant sensitivity of the Th-229 nuclear clock transition [arXiv:2407.17300](#) [nucl-th]
- Bégué D, Stahl C, Xue SS (2019) A model of interacting dark fluids tested with supernovae and Baryon Acoustic Oscillations data. *Nucl Phys B* 940:312–320. <https://doi.org/10.1016/j.nuclphysb.2019.01.001>. [arXiv:1702.03185](#) [astro-ph.CO]
- Bekenstein JD (1982) Fine-structure constant: Is it really a constant. *Phys Rev D* 25:1527. <https://doi.org/10.1103/PhysRevD.25.1527>
- Bekenstein JD (2002) Fine-structure constant variability, equivalence principle and cosmology. *Phys Rev D* 66:123514. <https://doi.org/10.1103/PhysRevD.66.123514>

- Bekenstein JD, Schiffer M (2009) Varying-fine structure ‘constant’ and charged black-hole. *Phys Rev D* 80:123508. <https://doi.org/10.1103/PhysRevD.80.123508>. [arXiv:0906.4557](https://arxiv.org/abs/0906.4557) [gr-qc]
- Belenchia A, et al. (2022) Quantum physics in space. *Phys Rept* 951:1–70. <https://doi.org/10.1016/j.physrep.2021.11.004>. [arXiv:2108.01435](https://arxiv.org/abs/2108.01435) [quant-ph]
- Belgacem E, et al. (2019) Testing modified gravity at cosmological distances with LISA standard sirens. *JCAP* 07:024. <https://doi.org/10.1088/1475-7516/2019/07/024>. [arXiv:1906.01593](https://arxiv.org/abs/1906.01593) [astro-ph.CO]
- Bellinger EP, Christensen-Dalsgaard J (2019) Asteroseismic constraints on the cosmic-time variation of the gravitational constant from an ancient main-sequence star. *Astrophys J Lett* 887(1):L1. <https://doi.org/10.3847/2041-8213/ab43e7>. [arXiv:1909.06378](https://arxiv.org/abs/1909.06378) [astro-ph.SR]
- Beloy K, Borschevsky A, Schwerdtfeger P, Flambaum VV (2010) Enhanced sensitivity to the time variation of the fine-structure constant and  $m_p/m_e$  in diatomic molecules: A closer examination of silicon monobromide. *Phys Rev A* 82:022106. <https://doi.org/10.1103/PhysRevA.82.022106>. [arXiv:1007.0393](https://arxiv.org/abs/1007.0393) [physics.atom-ph]
- Beloy K, Borschevsky A, Flambaum VV, Schwerdtfeger P (2011a) Effect of  $\alpha$  variation on a prospective experiment to detect variation of  $m_e/m_p$  in diatomic molecules. *Phys Rev A* 84:042117. <https://doi.org/10.1103/PhysRevA.84.042117>, URL <https://link.aps.org/doi/10.1103/PhysRevA.84.042117>
- Beloy K, Kozlov MG, Borschevsky A, Hauser AW, Flambaum VV, Schwerdtfeger P (2011b) Rotational spectrum of molecular ion  $NH^+$  as a probe for  $\alpha$ - and  $m_e/m_p$ -variation. *Phys Rev A* 83:062514. <https://doi.org/10.1103/PhysRevA.83.062514>. [arXiv:1105.3530](https://arxiv.org/abs/1105.3530) [physics.atom-ph]
- Benvenuto OG, García-Berro E, Isern J (2004) Asteroseismology bound on  $\dot{G}/G$  from pulsating white dwarfs. *Phys Rev D* 69:082002. <https://doi.org/10.1103/PhysRevD.69.082002>
- Berengut JC, Flambaum VV (2010) Astronomical and laboratory searches for space-time variation of fundamental constants. *J Phys: Conf Ser* 264:012010. <https://doi.org/10.1088/1742-6596/264/1/012010>. [arXiv:1009.3693](https://arxiv.org/abs/1009.3693) [physics.atom-ph]
- Berengut JC, Flambaum VV (2012) Manifestations of a spatial variation of fundamental constants on atomic clocks, oklo, meteorites, and cosmological phenomena. *Europhys Lett* 97:20006. <https://doi.org/10.1209/0295-5075/97/20006>. [arXiv:1008.3957](https://arxiv.org/abs/1008.3957) [physics.atom-ph]
- Berengut JC, Dzuba VA, Flambaum VV, Kozlov MG (2004) Configuration-interaction calculation for the isotope shift in Mg I. *Phys Rev A* 69:044102. <https://doi.org/10.1103/PhysRevA.69.044102>. [arXiv:physics/0312137](https://arxiv.org/abs/physics/0312137)
- Berengut JC, Dzuba VA, Flambaum VV, Kozlov MG, Marchenko MV, Murphy MT, Webb JK (2006) Laboratory spectroscopy and the search for space-time variation of the fine structure constant using QSO spectra. *arXiv e-prints* [arXiv:physics/0408017](https://arxiv.org/abs/physics/0408017)
- Berengut JC, Dzuba VA, Flambaum VV, Porsev SG (2009) A proposed experimental method to determine  $\alpha$ -sensitivity of splitting between ground and 7.6 eV isomeric states in  $^{229}\text{Th}$ . *Phys Rev Lett* 102:210801. <https://doi.org/10.1103/PhysRevLett.102.210801>. [arXiv:0903.1891](https://arxiv.org/abs/0903.1891) [physics.atom-ph]
- Berengut JC, Dzuba VA, Flambaum VV (2010a) Enhanced laboratory sensitivity to variation of the fine-structure constant using highly charged ions. *Phys Rev Lett* 105:120801. <https://doi.org/10.1103/PhysRevLett.105.120801>. [arXiv:1007.1068](https://arxiv.org/abs/1007.1068) [physics.atom-ph]
- Berengut JC, Flambaum VV, Dmitriev VF (2010b) Effect of quark-mass variation on big bang nucleosynthesis. *Phys Lett B* 683:114. [arXiv:0907.2288](https://arxiv.org/abs/0907.2288) [nucl-th]
- Berengut JC, Flambaum VV, King JA, Curran SJ, Webb JK (2011) Is there further evidence for spatial variation of fundamental constants? *Phys Rev D* 83(12):123506. <https://doi.org/10.1103/PhysRevD.83.123506>. [arXiv:1009.0591](https://arxiv.org/abs/1009.0591) [astro-ph.CO]
- Berengut JC, Kava EM, Flambaum VV (2012) A reanalysis of quasar absorption spectra results suggesting a spatial gradient in values of the fine-structure constant. *Astron Astrophys* 542:A118. <https://doi.org/10.1051/0004-6361/201219286>. [arXiv:1203.5891](https://arxiv.org/abs/1203.5891) [astro-ph.CO]
- Berengut JC, Epelbaum E, Flambaum VV, Hanhart C, Meissner UG, Nebreda J, Pelaez JR (2013a) Varying the light quark mass: impact on the nuclear force and Big Bang nucleosynthesis. *Phys Rev D* 87(8):085018. <https://doi.org/10.1103/PhysRevD.87.085018>.

- [arXiv:1301.1738](#) [nucl-th]
- Berengut JC, Flambaum VV, Ong A, Webb JK, Barrow JD, Barstow MA, Preval SP, Holberg JB (2013b) Limits on the dependence of the fine-structure constant on gravitational potential from white-dwarf spectra. *Phys Rev Lett* 111(1):010801. <https://doi.org/10.1103/PhysRevLett.111.010801>. [arXiv:1305.1337](#) [astro-ph.CO]
- Bergé J (2023) MICROSCOPE's view at gravitation. *Rept Prog Phys* 86(6):066901. <https://doi.org/10.1088/1361-6633/acd203>
- Bergé J, Brax P, Métris G, Pernot-Borràs M, Touboul P, Uzan JP (2018a) MICROSCOPE Mission: First Constraints on the Violation of the Weak Equivalence Principle by a Light Scalar Dilaton. *Phys Rev Lett* 120(14):141101. <https://doi.org/10.1103/PhysRevLett.120.141101>. [arXiv:1712.00483](#) [gr-qc]
- Bergé J, Brax P, Pernot-Borràs M, Uzan JP (2018b) Interpretation of geodesy experiments in non-Newtonian theories of gravity. *Class Quant Grav* 35(23):234001. <https://doi.org/10.1088/1361-6382/aae9a1>. [arXiv:1808.00340](#) [gr-qc]
- Bergé J, Pernot-Borràs M, Uzan JP, Brax P, Chhun R, Métris G, Rodrigues M, Touboul P (2022) MICROSCOPE's constraint on a short-range fifth force. *Class Quant Grav* 39(20):204010. <https://doi.org/10.1088/1361-6382/abe142>. [arXiv:2102.00022](#) [gr-qc]
- Bergman P, Parise B, Liseau R, Larsson B, Olofsson H, Menten KM, Gusten R (2011) Detection of interstellar hydrogen peroxide. *Astron Astrophys* 531:L8. <https://doi.org/10.1051/0004-6361/201117170>. [arXiv:1105.5799](#) [astro-ph.GA]
- Bergström L, Iguri S, Rubinstein H (1999) Constraints on the variation of the fine structure constant from big bang nucleosynthesis. *Phys Rev D* 60:045005. <https://doi.org/10.1103/PhysRevD.60.045005>. [astro-ph/9902157](#)
- Berke DA, Murphy MT, Flynn C, Liu F (2022a) Probing Galactic variations in the fine-structure constant using solar twin stars: methodology and results. *Mon Not Roy Astron Soc* 519(1):1238–1252. <https://doi.org/10.1093/mnras/stac2458>. [arXiv:2210.08275](#) [astro-ph.SR]
- Berke DA, Murphy MT, Flynn C, Liu F (2022b) Probing Galactic variations in the fine-structure constant using solar twin stars: Systematic errors. *Mon Not Roy Astron Soc* 519(1):1221–1237. <https://doi.org/10.1093/mnras/stac2037>. [arXiv:2210.08276](#)
- Bernus L, Minazzoli O, Fienga A, Hees A, Gastineau M, Laskar J, Deram P, Di Ruscio A (2022) Constraining massless dilaton theory at Solar system scales with the planetary ephemeris INPOP. *Phys Rev D* 105(4):044057. <https://doi.org/10.1103/PhysRevD.105.044057>. [arXiv:2301.01186](#) [gr-qc]
- Bertolami O, Lehnert R, Potting R, Ribeiro A (2004) Cosmological acceleration, varying couplings, and lorentz breaking. *Phys Rev D* 69:083513. <https://doi.org/10.1103/PhysRevD.69.083513>. [arXiv:astro-ph/0310344](#)
- Bertotti B, Iess L, Tortora P (2003) A test of general relativity using radio links with the Cassini spacecraft. *Nature* 425:374–376. <https://doi.org/10.1038/nature01997>
- Bianchi E, Rovelli C (2010) Why all these prejudices against a constant? [arXiv:1002.3966](#) [astro-ph.CO]
- Biesheuvel J, Karr J, Hilco L, et al. (2016) Probing QED and fundamental constants through laser spectroscopy of vibrational transitions in HD+. *Nature Commun* 7:10385. <https://doi.org/https://doi.org/10.1038/ncomms10385>
- Biesiada M, Malec B (2004) A new white dwarf constraint on the rate of change of the gravitational constant. *Mon Not R Astron Soc* 350:644. <https://doi.org/10.1111/j.1365-2966.2004.07677.x>. [astro-ph/0303489](#)
- BIPM (2006) The international system of units (si). Tech. rep., BIPM, Sèvres. URL <http://www.bipm.org/en/si/si-brochure/>
- BIPM (2022) The International System of Units (SI) <https://doi.org/10.1002/andp.201900148>, URL <https://www.bipm.org/en/publications/si-brochure>
- Birge RT (1929) Probable values of the general physical constants. *Rev Mod Phys* 1:1
- Birrell J, Yang CT, Rafelski J (2014) Relic Neutrino Freeze-out: Dependence on Natural Constants. *Nucl Phys B* 890:481–517. <https://doi.org/10.1016/j.nuclphysb.2014.11.020>. [arXiv:1406.1759](#) [nucl-th]
- Biskupek L, Müller J, Torre JM (2021) Benefit of New High-Precision LLR Data for the Determination of Relativistic Parameters. *Universe* 7(2):34. <https://doi.org/10.3390/universe7020034>. [arXiv:2012.12032](#) [gr-qc]

- Bize S (2019) The unit of time: Present and future directions. *Comptes Rendus Physique* 20:153–168. <https://doi.org/10.1016/j.crhy.2019.02.002>. [arXiv:1910.12118](https://arxiv.org/abs/1910.12118) [physics.atom-ph]
- Bize S, Diddams SA, Tanaka U, Tanner CE, Oskay WH, Drullinger RE, Parker TE, Heavner TP, Jefferts SR, Hollberg L, Itano WM, Bergquist JC (2003) Testing the stability of fundamental constants with  $^{199}\text{Hg}^+$  single-ion optical clock. *Phys Rev Lett* 90:150802. <https://doi.org/10.1103/PhysRevLett.90.150802>. [physics/0212109](https://arxiv.org/abs/physics/0212109)
- Bize S, Laurent P, Abgrall M, Marion H, Maksimovic I, Cacciapiuti L, Grünert J, Vian C, Pereira dos Santos F, Rosenbusch P, Lemonde P, Santarelli G, Wolf P, Clairon A, Luiten A, Tobar M, Salomon C (2005) Cold atom clocks and applications. *J Phys B: At Mol Opt Phys* 38:S449–S468. <https://doi.org/10.1088/0953-4075/38/9/002>. [physics/0502117](https://arxiv.org/abs/physics/0502117)
- Bjorken JD (2001) Standard model parameters and the cosmological constant. *Phys Rev D* 64:085008. <https://doi.org/10.1103/PhysRevD.64.085008>. [hep-ph/0103349](https://arxiv.org/abs/hep-ph/0103349)
- Blanchet L (2006) Gravitational radiation from post-Newtonian sources and inspiralling compact binaries. *Living Rev Relativ* 9:4. <https://doi.org/10.12942/lrr-2006-4>. [gr-qc/0202016](https://arxiv.org/abs/gr-qc/0202016)
- Blas D, Ivanov MM, Sawicki I, Sibiryakov S (2016) On constraining the speed of gravitational waves following GW150914. *JETP Lett* 103(10):624–626. <https://doi.org/10.7868/S0370274X16100039>. [arXiv:1602.04188](https://arxiv.org/abs/1602.04188) [gr-qc]
- Blatt S, Ludlow AD, Campbell GK, Thomsen JW, Zelevinsky T, Boyd MM, Ye J, Baillard X, Fouché M, Le Targat R, Brusch A, Lemonde P, Takamoto M, Hong FL, Katori H, Flambaum VV (2008) New limits on coupling of fundamental constants to gravity using  $^{87}\text{Sr}$  optical lattice clocks. *Phys Rev Lett* 100:140801. <https://doi.org/10.1103/PhysRevLett.100.140801>. [arXiv:0801.1874](https://arxiv.org/abs/0801.1874) [physics.atom-ph]
- Blaum K, Budker D, Surzhykov A, Ullrich J (2019) The Revised SI: Fundamental Constants, Basic Physics and Units. *Annalen Phys* 531(5):1900148. <https://doi.org/10.1002/andp.201900148>
- Blomqvist M, et al. (2019) Baryon acoustic oscillations from the cross-correlation of Ly $\alpha$  absorption and quasars in eBOSS DR14. *Astron Astrophys* 629:A86. <https://doi.org/10.1051/0004-6361/201935641>. [arXiv:1904.03430](https://arxiv.org/abs/1904.03430) [astro-ph.CO]
- Bohlin R, Jenkins EB, Spitzer Jr L, York DG, Hill JK, Savage BD, Snow Jr TP (1983) A survey of ultraviolet interstellar absorption lines. *Astrophys J Suppl Ser* 51:277–308. <https://doi.org/10.1086/190850>
- Bonanno A, Fröhlich HE (2020) A new helioseismic constraint on a cosmic-time variation of  $G$ . *Astrophys J Lett* 893(2):L35. <https://doi.org/10.3847/2041-8213/ab86b9>. [arXiv:1707.01866](https://arxiv.org/abs/1707.01866) [astro-ph.SR]
- Bonifacio P, Molaro P, Sivarani T, Cayrel R, Spite M, Spite F, Plez B, Andersen J, Barbuy B, Beers TC, Depagne E, Hill V, François P, Nordström B, Primas F (2007) First stars vii - lithium in extremely metal poor dwarfs. *Astron Astrophys* 462:851–864. <https://doi.org/10.1051/0004-6361:20064834>. [astro-ph/0610245](https://arxiv.org/abs/astro-ph/0610245)
- Bonnin A, Zahzam N, Bidel Y, Bresson A (2013) Simultaneous dual-species matter-wave accelerometer. *Phys Rev A* 88:043615. <https://doi.org/10.1103/PhysRevA.88.043615>, URL <https://link.aps.org/doi/10.1103/PhysRevA.88.043615>
- Bonnin A, Zahzam N, Bidel Y, Bresson A (2015) Characterization of a simultaneous dual-species atom interferometer for a quantum test of the weak equivalence principle. *Phys Rev A* 92:023626. <https://doi.org/10.1103/PhysRevA.92.023626>, URL <https://link.aps.org/doi/10.1103/PhysRevA.92.023626>
- Bora K, Desai S (2021) Constraints on variation of fine structure constant from joint SPT-SZ and XMM-Newton observations. *JCAP* 02:012. <https://doi.org/10.1088/1475-7516/2021/02/012>. [arXiv:2008.10541](https://arxiv.org/abs/2008.10541) [astro-ph.CO]
- Bostrom N (2002) *Anthropic Bias: Observation Selection Effects in Science and Philosophy*. Routledge, New York; London
- Bouchendira R, Cladé P, Guellati-Khélifa S, Nez F, Biraben F (2013) State of the art in the determination of the fine structure constant: test of Quantum Electrodynamics and determination of  $h/m_u$ . *Annalen Phys* 525(7):484–492. <https://doi.org/10.1002/andp.201300044>. [arXiv:1309.3393](https://arxiv.org/abs/1309.3393) [quant-ph]
- Boudjaaba F, J-M C, Gaille M (2019) *De la mesure en toutes choses*. CNRS Editions, Paris, France

- Bouusso R, Polchinski J (2000) Quantization of four-form fluxes and dynamical neutralization of the cosmological constant. *J High Energy Phys* 2000(06):006. <https://doi.org/10.1088/1126-6708/2000/06/006>. [hep-th/0004134](https://arxiv.org/abs/hep-th/0004134)
- Bouusso R, Hall LJ, Nomura Y (2009) Multiverse understanding of cosmological coincidences. *Phys Rev D* 80:063510. <https://doi.org/10.1103/PhysRevD.80.063510>. [arXiv:0902.2263](https://arxiv.org/abs/0902.2263) [hep-th]
- Braginskii VB, Panov VI (1971) Verification of equivalence of inertial and gravitational masses. *Zh Eksp Teor Fiz* 61:873–879
- Braglia M, Ballardini M, Emond WT, Finelli F, Gumrukcuoglu AE, Koyama K, Paoletti D (2020) Larger value for  $H_0$  by an evolving gravitational constant. *Phys Rev D* 102(2):023529. <https://doi.org/10.1103/PhysRevD.102.023529>. [arXiv:2004.11161](https://arxiv.org/abs/2004.11161) [astro-ph.CO]
- Braglia M, Ballardini M, Finelli F, Koyama K (2021) Early modified gravity in light of the  $H_0$  tension and LSS data. *Phys Rev D* 103(4):043528. <https://doi.org/10.1103/PhysRevD.103.043528>. [arXiv:2011.12934](https://arxiv.org/abs/2011.12934) [astro-ph.CO]
- Brans C, Dicke RH (1961) Mach's principle and a relativistic theory of gravitation. *Phys Rev* 124:925–935. <https://doi.org/10.1103/PhysRev.124.925>
- Brax P (2014) Environmental variation of constants in screened modified theories of gravity. *Phys Rev D* 90(2):023505. <https://doi.org/10.1103/PhysRevD.90.023505>. [arXiv:1310.2562](https://arxiv.org/abs/1310.2562) [astro-ph.CO]
- Brax P, Martin J (2007a) Dark energy and the MSSM. *Phys Rev D* 75:083507. <https://doi.org/10.1103/PhysRevD.75.083507>. [hep-th/0605228](https://arxiv.org/abs/hep-th/0605228)
- Brax P, Martin J (2007b) Moduli fields as quintessence and the chameleon. *Phys Lett B* 647:320. [hep-th/0612208](https://arxiv.org/abs/hep-th/0612208)
- Brax P, van de Bruck C, Davis AC, Khoury J, Weltman A (2004) Detecting dark energy in orbit: The cosmological chameleon. *Phys Rev D* 70:123518. <https://doi.org/10.1103/PhysRevD.70.123518>. [astro-ph/0408415](https://arxiv.org/abs/astro-ph/0408415)
- Brax P, van de Bruck C, Davis AC, Shaw D (2010a) The Dilaton and Modified Gravity. *Phys Rev D* 82:063519. <https://doi.org/10.1103/PhysRevD.82.063519>. [arXiv:1005.3735](https://arxiv.org/abs/1005.3735) [astro-ph.CO]
- Brax P, van de Bruck C, Mota DF, Nunes NJ, Winther HA (2010b) Chameleons with field-dependent couplings. *Phys Rev D* 82. <https://doi.org/10.1103/PhysRevD.82.083503>. [arXiv:1006.2796](https://arxiv.org/abs/1006.2796) [astro-ph.CO]
- Brax P, Burrage C, Davis AC, Seery D, Weltman A (2011) Anomalous coupling of scalars to gauge fields. *Phys Lett B* 699:5–9. <https://doi.org/10.1016/j.physletb.2011.03.047>. [arXiv:1010.4536](https://arxiv.org/abs/1010.4536) [hep-th]
- Brax P, Burrage C, Davis AC (2018) Laboratory constraints. *Int J Mod Phys D* 27(15):1848009. <https://doi.org/10.1142/S0218271818480097>
- Brax P, Fischer H, Käding C, Pitschmann M (2022) The environment dependent dilaton in the laboratory and the solar system. *Eur Phys J C* 82(10):934. <https://doi.org/10.1140/epjc/s10052-022-10905-w>. [arXiv:2203.12512](https://arxiv.org/abs/2203.12512) [gr-qc]
- Brax P, Burgess CP, Quevedo F (2023a) Light axiodilaton: matter couplings, weak-scale completions and long-distance tests of gravity. *JCAP* 08:011. <https://doi.org/10.1088/1475-7516/2023/08/011>. [arXiv:2212.14870](https://arxiv.org/abs/2212.14870) [hep-ph]
- Brax P, Burrage C, Cembranos JAR, Valageas P (2023b) Invisible dilaton. *Phys Rev D* 107(9):095015. <https://doi.org/10.1103/PhysRevD.107.095015>. [arXiv:2303.14469](https://arxiv.org/abs/2303.14469) [hep-ph]
- Brax P, Burgess CP, Quevedo F (2024) Axio-Chameleons: a novel string-friendly multi-field screening mechanism. *JCAP* 03:015. <https://doi.org/10.1088/1475-7516/2024/03/015>. [arXiv:2310.02092](https://arxiv.org/abs/2310.02092) [hep-th]
- Brewer SM, Chen JS, Hankin AM, Clements ER, Chou CW, Wineland DJ, Hume DB, Leibbrandt DR (2019)  $^{27}\text{Al}^+$  quantum-logic clock with a systematic uncertainty below  $10^{-18}$ . *Phys Rev Lett* 123:033201. <https://doi.org/10.1103/PhysRevLett.123.033201>, URL <https://link.aps.org/doi/10.1103/PhysRevLett.123.033201>
- Bridson C, Burrage C, Moss A, Tamosiunas A (2021) SELCIE: a tool for investigating the chameleon field of arbitrary sources. *JCAP* 12(12):043. <https://doi.org/10.1088/1475-7516/2021/12/043>. [arXiv:2110.11917](https://arxiv.org/abs/2110.11917) [gr-qc]

- Briesmeister J (2000) A General Monte Carlo N-Particle Transport Code, Version 4C. Tech Rep LA-13709-M (Los Alamos National Laboratory)
- Bronnikov KA, Kononogov SA (2006) Possible variations of the fine structure constant  $\alpha$  and their metrological significance. *Metrologia* 43:R1. <https://doi.org/10.1088/0026-1394/43/5/R01>. [gr-qc/0604002](https://arxiv.org/abs/gr-qc/0604002)
- Bronnikov KA, Melnikov VN, Rubin SG, Svadkovsky IV (2013) Nonlinear multidimensional gravity and the Australian dipole. *Gen Rel Grav* 45:2509–2528. <https://doi.org/10.1007/s10714-013-1601-2>. [arXiv:1301.3098](https://arxiv.org/abs/1301.3098) [gr-qc]
- Brower R, Chandrasekharan S, Negele JW, Wiese UJ (2003) QCD at fixed topology. *Phys Lett B* 560:64–74. [https://doi.org/10.1016/S0370-2693\(03\)00369-1](https://doi.org/10.1016/S0370-2693(03)00369-1). [arXiv:hep-lat/0302005](https://arxiv.org/abs/hep-lat/0302005)
- Brown RC, et al. (2017) Hyperpolarizability and Operational Magic Wavelength in an Optical Lattice Clock. *Phys Rev Lett* 119(25):253001. <https://doi.org/10.1103/PhysRevLett.119.253001>. [arXiv:1708.08829](https://arxiv.org/abs/1708.08829) [physics.atom-ph]
- van de Bruck C, Mifsud J, Nunes NJ (2015) The variation of the fine-structure constant from disformal couplings. *JCAP* 12:018. <https://doi.org/10.1088/1475-7516/2015/12/018>. [arXiv:1510.00200](https://arxiv.org/abs/1510.00200) [astro-ph.CO]
- Brzeminski D, Chacko Z, Dev A, Flood I, Hook A (2022) Searching for a fifth force with atomic and nuclear clocks. *Phys Rev D* 106(9):095031. <https://doi.org/10.1103/PhysRevD.106.095031>. [arXiv:2207.14310](https://arxiv.org/abs/2207.14310) [hep-ph]
- Budker D, Eby J, Safronova MS, Tretiak O (2024) Search for fast-oscillating fundamental constants with space missions [arXiv:2408.10324](https://arxiv.org/abs/2408.10324) [hep-ph]
- Burgess CP, Quevedo F (2022) Axion homeopathy: screening dilaton interactions. *JCAP* 04(04):007. <https://doi.org/10.1088/1475-7516/2022/04/007>. [arXiv:2110.10352](https://arxiv.org/abs/2110.10352) [hep-th]
- Burgess CP, Dineen D, Quevedo F (2022) Yoga Dark Energy: natural relaxation and other dark implications of a supersymmetric gravity sector. *JCAP* 03(03):064. <https://doi.org/10.1088/1475-7516/2022/03/064>. [arXiv:2111.07286](https://arxiv.org/abs/2111.07286) [hep-th]
- Burns AK, Tait TMP, Valli M (2023) PRyMordial: The First Three Minutes, Within and Beyond the Standard Model [arXiv:2307.07061](https://arxiv.org/abs/2307.07061) [hep-ph]
- Burrage C, Sakstein J (2018) Tests of Chameleon Gravity. *Living Rev Rel* 21(1):1. <https://doi.org/10.1007/s41114-018-0011-x>. [arXiv:1709.09071](https://arxiv.org/abs/1709.09071) [astro-ph.CO]
- Burrage C, Copeland EJ, Stevenson J (2015) Ellipticity Weakens Chameleon Screening. *Phys Rev D* 91:065030. <https://doi.org/10.1103/PhysRevD.91.065030>. [arXiv:1412.6373](https://arxiv.org/abs/1412.6373) [hep-th]
- Byrne M, Kolda C (2004) Quintessence and varying  $\alpha$  from shape moduli. *arXiv e-prints* [arXiv:hep-ph/0402075](https://arxiv.org/abs/hep-ph/0402075)
- Cabre A, Vikram V, Zhao GB, Jain B, Koyama K (2012) Astrophysical Tests of Modified Gravity: A Screening Map of the Nearby Universe. *JCAP* 07:034. <https://doi.org/10.1088/1475-7516/2012/07/034>. [arXiv:1204.6046](https://arxiv.org/abs/1204.6046) [astro-ph.CO]
- Calladine C, Drew H (1992) *Understanding DNA: The Molecules and How It Works*. Academic Press, NY
- Calmet X (2020) Cosmological Time Evolution of the Higgs Mass and Gravitational Waves. *Int J Mod Phys A* 35(02n03):2040035. <https://doi.org/10.1142/S0217751X20400357>. [arXiv:1910.00534](https://arxiv.org/abs/1910.00534) [hep-ph]
- Calmet X, Fritzsche H (2002a) The cosmological evolution of the nucleon mass and the electroweak coupling constants. *Eur Phys J C* 24:639–642. <https://doi.org/10.1007/s10052-002-0976-0>. [hep-ph/0112110](https://arxiv.org/abs/hep-ph/0112110)
- Calmet X, Fritzsche H (2002b) Symmetry breaking and time variation of gauge couplings. *Phys Lett B* 540:173. [hep-ph/0204258](https://arxiv.org/abs/hep-ph/0204258)
- Calmet X, Fritzsche H (2006) A time variation of proton-electron mass ratio and grand unification. *Europhys Lett* 76:1064. <https://doi.org/10.1209/epl/i2006-10393-0>. [astro-ph/0605232](https://arxiv.org/abs/astro-ph/0605232)
- Campbell BA, Olive KA (1995) Nucleosynthesis and the time dependence of fundamental couplings. *Phys Lett B* 345:429–434. [hep-ph/9411272](https://arxiv.org/abs/hep-ph/9411272)
- Campbell CJ, Radnaev AG, Kuzmich A, Dzuba VA, Flambaum VV, Derevianko A (2012) A Single-Ion Nuclear Clock for Metrology at the 19th Decimal Place. *Phys Rev Lett* 108:120802. <https://doi.org/10.1103/PhysRevLett.108.120802>. [arXiv:1110.2490](https://arxiv.org/abs/1110.2490) [physics.atom-ph]



- Caputo A, Gazit D, Hammer HW, Kopp J, Paz G, Perez G, Springmann K (2024) On the sensitivity of nuclear clocks to new physics [arXiv:2407.17526](#) [hep-ph]
- Carilli CL, Menten KM, Stocke JT, Perlman E, Vermeulen R, Briggs F, de Bruyn AG, Conway J, Moore CP (2000) Astronomical constraints on the cosmic evolution of the fine structure constant and possible quantum dimensions. *Phys Rev Lett* 85:5511–5514. <https://doi.org/10.1103/PhysRevLett.85.5511>
- Carollo R, Frenett A, Hanneke D (2018) Two-Photon Vibrational Transitions in  $16\text{O}_2^+$  as Probes of Variation of the Proton-to-Electron Mass Ratio. *Atoms* 7(1):1. <https://doi.org/10.3390/atoms7010001>
- Carr BJ (ed) (2007) *Universe or Multiverse?* Cambridge University Press, Cambridge; New York
- Carr BJ, Rees MJ (1979) The anthropic principle and the structure of the physical world. *Nature* 278:605–612. <https://doi.org/10.1038/278605a0>
- Carroll SM (1998) Quintessence and the rest of the world: Suppressing long-range interactions. *Phys Rev Lett* 81:3067–3070. <https://doi.org/10.1103/PhysRevLett.81.3067>
- Carroll SM, Mantry S, Ramsey-Musolf MJ, Stubbs CW (2009) Dark-Matter-Induced Weak Equivalence Principle Violation. *Phys Rev Lett* 103:011301. <https://doi.org/10.1103/PhysRevLett.103.011301>. [arXiv:0807.4363](#) [hep-ph]
- Carroll SM, Mantry S, Ramsey-Musolf MJ (2010) Implications of a Scalar Dark Force for Terrestrial Experiments. *Phys Rev D* 81:063507. <https://doi.org/10.1103/PhysRevD.81.063507>. [arXiv:0902.4461](#) [hep-ph]
- Carter B (1974) Large number coincidences and the anthropic principle in cosmology. In: Longair MS (ed) *Confrontation of Cosmological Theories with Observational Data*. Reidel, Dordrecht, pp 291–298
- Carter B (1983) The anthropic principle and its implication for biological evolution. *Philos Trans R Soc London, Ser A* 310:347. <https://doi.org/10.1098/rsta.1983.0096>
- Casas JA, García-Bellido J, Quirós M (1992) Nucleosynthesis bounds on Jordan-Brans-Dicke theories of gravity. *Mod Phys Lett A* 7:447. <https://doi.org/10.1142/S0217732392000409>
- Cembranos JAR, Olive KA, Peloso M, Uzan JP (2009) Quantum corrections to the cosmological evolution of conformally coupled fields. *J Cosmol Astropart Phys* 2009(07):025. <https://doi.org/10.1088/1475-7516/2009/07/025>. [arXiv:0905.1989](#) [astro-ph.CO]
- Chacko Z, Grojean C, Perelstein M (2003) Fine structure constant variation from a late phase transition. *Phys Lett B* 565:169. [hep-ph/0204142](#)
- Chakrabarti S (2021) Cosmic variation of proton-to-electron mass ratio with an interacting Higgs scalar field. *Mon Not Roy Astron Soc* 506(2):2518–2532. <https://doi.org/10.1093/mnras/stab1910>. [arXiv:2107.00543](#) [gr-qc]
- Chakrabarti S (2023) Can a variation of Fine Structure Constant influence the fate of Gravitational Collapse? [arXiv:2304.12613](#) [gr-qc]
- Chamoun N, Landau SJ, Mosquera ME, Vucetich H (2007) Helium and deuterium abundances as a test for the time variation of the baryonic density, fine structure constant and the Higgs vacuum expectation value. *J Phys G: Nucl Part Phys* 34:163. <https://doi.org/10.1088/0954-3899/34/2/001>. [astro-ph/0508378](#)
- Chan KC, Chu MC (2007) Constraining the variation of  $G$  by cosmic microwave background anisotropies. *Phys Rev D* 75:083521. <https://doi.org/10.1103/PhysRevD.75.083521>. [astro-ph/0611851](#)
- Chand H, Petitjean P, Srianand R, Aracil B (2004) Probing the cosmological variation of the fine-structure constant: Results based on VLT-UVES sample. *Astron Astrophys* 417:853. <https://doi.org/10.1051/0004-6361:20035701>. [astro-ph/0401094](#)
- Chand H, Petitjean P, Srianand R, Aracil B (2005) Probing the time-variation of the fine-structure constant: Results based on Si IV doublets from a UVES sample. *Astron Astrophys* 430:47–58. <https://doi.org/10.1051/0004-6361:20041186>. [astro-ph/0408200](#)
- Chand H, Petitjean P, Srianand R, Aracil B (2006) On the variation of the fine-structure constant: Very high resolution spectrum of QSO HE 0515-4414. *Astron Astrophys* 451:45. <https://doi.org/10.1051/0004-6361:20054584>. [astro-ph/0601194](#)
- Chandler JF, Reasenberg RD, Shapiro II (1993) New bounds on  $\dot{G}$ . *Bull Am Astron Soc* 25:1233
- Chang Z, Wang S, Li X (2012) Fine structure constant variation or space-time anisotropy? *Eur Phys J C* 72:1838. <https://doi.org/10.1140/epjc/s10052-011-1838-4>.

- arXiv:1106.2726 [gr-qc]
- Charlton M, Eriksson S, Shore GM (2020) Testing Fundamental Physics in Antihydrogen Experiments arXiv:2002.09348 [hep-ph]
- Chen X, Kamionkowski M (1999) Cosmic microwave background temperature and polarization anisotropy in Brans-Dicke cosmology. *Phys Rev D* 60:104036. <https://doi.org/10.1103/PhysRevD.60.104036>
- Chen X, Ellingsen SP, Mei Y (2019) Astrophysical constraints on the proton-to-electron mass ratio with FAST. *Res Astron Astrophys* 19:18. <https://doi.org/10.1088/1674-4527/19/2/18>. arXiv:1904.03871 [astro-ph.IM]
- Chengalur JN, Kanekar N (2003) Constraining the variation of fundamental constants using 18 cm OH lines. *Phys Rev Lett* 91:241302. <https://doi.org/10.1103/PhysRevLett.91.241302>. astro-ph/0310764
- Cheoun MK, Kajino T, Kusakabe M, Mathews GJ (2011) Time Dependent Quark Masses and Big Bang Nucleosynthesis Revisited. *Phys Rev D* 84:043001. <https://doi.org/10.1103/PhysRevD.84.043001>. arXiv:1104.5547 [astro-ph.CO]
- Chiba T, Khori K (2002) Quintessence cosmology and varying  $\alpha$ . *Prog Theor Phys* 107:631. <https://doi.org/10.1143/PTP.107.631>. hep-ph/0111086
- Chiba T, Yamaguchi M (2011) Runaway Domain Wall and Space-time Varying  $\alpha$ . *JCAP* 03:044. <https://doi.org/10.1088/1475-7516/2011/03/044>. arXiv:1102.0105 [astro-ph.CO]
- Chiba T, Kobayashi T, Yamaguchi M, Yokoyama J (2007) Time variation of proton-electron mass ratio and fine structure constant with runaway dilaton. *Phys Rev D* 75:043516. <https://doi.org/10.1103/PhysRevD.75.043516>. hep-ph/0610027
- Chin C, Flambaum VV (2006) Enhancement of variation of fundamental constants in ultracold atom and molecule systems near Feshbach resonances. *Phys Rev Lett* 96:230801. <https://doi.org/10.1103/PhysRevLett.96.230801>. cond-mat/0603607
- Chluba J, Hart L (2023) Varying fundamental constants meet Hubble arXiv:2309.12083 [astro-ph.CO]
- Chluba J, Thomas RM (2011) Towards a complete treatment of the cosmological recombination problem. *Mon Not Roy Astron Soc* 412:748. <https://doi.org/10.1111/j.1365-2966.2010.17940.x>. arXiv:1010.3631 [astro-ph.CO]
- Chupp TE, Hoare RJ, Loveman RA, Oteiza ER, Richardson JM, Wagshul ME, Thompson AK (1989) Results of a new test of local Lorentz invariance: A search for mass anisotropy in  $^{21}\text{Ne}$ . *Phys Rev Lett* 63:1541–1545. <https://doi.org/10.1103/PhysRevLett.63.1541>
- Cingöz A, Lapierre A, Nguyen AT, Leefer N, Budker D, Lamoreaux SK, Torgerson JR (2008) Limit on the temporal variation of the fine-structure constant using atomic dysprosium. *Phys Rev Lett* 98:040801. <https://doi.org/10.1103/PhysRevLett.98.040801>. physics/0609014
- Civitaresse O, Moliné MA, Mosquera ME (2010) Cosmological bounds to the variation of the Higgs vacuum expectation value: BBN constraints. *Nucl Phys A* 846:157. <https://doi.org/10.1016/j.nuclphysa.2010.06.011>
- Clara MT, Martins CJAP (2020) Primordial nucleosynthesis with varying fundamental constants: Improved constraints and a possible solution to the Lithium problem. *Astron Astrophys* 633:L11. <https://doi.org/10.1051/0004-6361/201937211>. arXiv:2001.01787 [astro-ph.CO]
- Clifton T, Barrow JD, Scherrer RJ (2005) Constraints on the variation of  $G$  from primordial nucleosynthesis. *Phys Rev D* 71:123526. <https://doi.org/10.1103/PhysRevD.71.123526>
- Clifton T, Ferreira PG, Padilla A, Skordis C (2012) Modified gravity and cosmology. *Physics Reports* 513(1):1–189. <https://doi.org/https://doi.org/10.1016/j.physrep.2012.01.001>, URL <https://www.sciencedirect.com/science/article/pii/S0370157312000105>, modified Gravity and Cosmology
- Coc A, Vangioni E (2010) Big-bang nucleosynthesis with updated nuclear data. *J Phys: Conf Ser* 202:012001. <https://doi.org/10.1088/1742-6596/202/1/012001>
- Coc A, Vangioni-Flam E, Descouvemont P, Adahchour A, Angulo C (2004) Updated big bang nucleosynthesis compared with Wilkinson Microwave Anisotropy Probe observations and the abundance of light elements. *Astrophys J* 600:544. <https://doi.org/10.1086/380121>. astro-ph/0309480



- Coc A, Olive KA, Uzan JP, Vangioni E (2006) Big bang nucleosynthesis constraints on scalar-tensor theories of gravity. *Phys Rev D* 73:083525. <https://doi.org/10.1103/PhysRevD.73.083525>. [astro-ph/0601299](https://arxiv.org/abs/astro-ph/0601299)
- Coc A, Nunes NJ, Olive KA, Uzan JP, Vangioni E (2007) Coupled variations of the fundamental couplings and primordial nucleosynthesis. *Phys Rev D* 76:023511. <https://doi.org/10.1103/PhysRevD.76.023511>. [astro-ph/0610733](https://arxiv.org/abs/astro-ph/0610733)
- Coc A, Ekström S, Descouvemont P, Meynet G, Olive KA, Uzan JP, Vangioni E (2009a) Constraints on the variations of fundamental couplings by stellar models. *Mem Soc Astron Ital* 80:809–813
- Coc A, Olive K, Uzan JP, Vangioni E (2009b) Non-universal scalar-tensor theories and big bang nucleosynthesis. *Phys Rev D* 79:103512. <https://doi.org/10.1103/PhysRevD.79.103512>
- Coc A, Olive KA, Uzan JP, Vangioni E (2009c) Non-universal scalar-tensor theories and big bang nucleosynthesis. *Phys Rev D* 79:103512. <https://doi.org/10.1103/PhysRevD.79.103512>. [arXiv:0811.1845](https://arxiv.org/abs/0811.1845) [astro-ph]
- Coc A, Descouvemont P, Olive KA, Uzan JP, Vangioni E (2012a) The variation of fundamental constants and the role of  $A=5$  and  $A=8$  nuclei on primordial nucleosynthesis. *Phys Rev D* 86:043529. <https://doi.org/10.1103/PhysRevD.86.043529>. [arXiv:1206.1139](https://arxiv.org/abs/1206.1139) [astro-ph.CO]
- Coc A, Descouvemont P, Uzan JP, Vangioni E (2012b) Influence of the variation of fundamental constants on the primordial nucleosynthesis. *PoS NICXII*:073. <https://doi.org/10.22323/1.146.0073>. [arXiv:1301.1474](https://arxiv.org/abs/1301.1474) [astro-ph.CO]
- Colaço LR, Holanda RFL, Silva R, Alcaniz JS (2019) Galaxy clusters and a possible variation of the fine structure constant. *JCAP* 03:014. <https://doi.org/10.1088/1475-7516/2019/03/014>. [arXiv:1901.10947](https://arxiv.org/abs/1901.10947) [astro-ph.CO]
- Colaço LR, Holanda RFL, Nunes RC, Gonzalez JE (2024) Forecasts analysis on varying- $\alpha$  theories from gravitational wave standard sirens. *Astropart Phys* 155:102911. <https://doi.org/10.1016/j.astropartphys.2023.102911>
- Collins R (2009) The Teleological Argument: An Exploration of the Fine-Tuning of the Universe, John Wiley and Sons, Ltd, chap 4, pp 202–281. <https://doi.org/10.1002/9781444308334.ch4>, URL <https://onlinelibrary.wiley.com/doi/abs/10.1002/9781444308334.ch4>. <https://onlinelibrary.wiley.com/doi/pdf/10.1002/9781444308334.ch4>
- Combes F (2009) Radio measurements of constant variation, and perspective with ALMA. *Mem Soc Astron Ital* 80:888
- Consiglio R, de Salas PF, Mangano G, Miele G, Pastor S, Pisanti O (2018) PArthENoPE reloaded. *Comput Phys Commun* 233:237–242. <https://doi.org/10.1016/j.cpc.2018.06.022>. [arXiv:1712.04378](https://arxiv.org/abs/1712.04378) [astro-ph.CO]
- Constantin FL (2015) Sensitivity to proton-to-electron mass ratio variation from pairs of isotopic lithium hydride rotational and rovibrational transitions. *J Phys B* 48(17):175006. <https://doi.org/10.1088/0953-4075/48/17/175006>
- Cook AH (1957) Secular changes of the units and constant of physics. *Nature* 180:1194. <https://doi.org/10.1038/1801194b0>
- Cook CW, Fowler WA, Lauritsen CC, Lauritsen T (1957)  $B^{12}$ ,  $C^{12}$ , and the red giants. *Phys Rev D* 107:508. <https://doi.org/10.1103/PhysRev.107.508>
- Cooke RJ, Pettini M, Steidel CC (2018) One Percent Determination of the Primordial Deuterium Abundance. *Astrophys J* 855(2):102. <https://doi.org/10.3847/1538-4357/aaab53>. [arXiv:1710.11129](https://arxiv.org/abs/1710.11129) [astro-ph.CO]
- Copeland EJ, Nunes NJ, Pospelov M (2004) Models of quintessence coupled to the electromagnetic field and the cosmological evolution of  $\alpha$ . *Phys Rev D* 69:023501. <https://doi.org/10.1103/PhysRevD.69.023501>. [hep-ph/0307299](https://arxiv.org/abs/hep-ph/0307299)
- Copi CJ, Davis AN, Krauss LM (2004) New nucleosynthesis constraint on the variation of  $G$ . *Phys Rev Lett* 92:171301. <https://doi.org/10.1103/PhysRevLett.92.171301>
- Cornish N, Blas D, Nardini G (2017) Bounding the speed of gravity with gravitational wave observations. *Phys Rev Lett* 119(16):161102. <https://doi.org/10.1103/PhysRevLett.119.161102>. [arXiv:1707.06101](https://arxiv.org/abs/1707.06101) [gr-qc]
- Corsico AH, Benvenuto OG, Althaus LG, Isern J, Garcia-Berro E (2001) The Potential of the variable DA white dwarf G117 - B15A as a tool for fundamental physics. *New Astron*

- 6:197–213. [https://doi.org/10.1016/S1384-1076\(01\)00055-0](https://doi.org/10.1016/S1384-1076(01)00055-0). arXiv:astro-ph/0104103
- Coughlin MW, Dietrich T, Heinzel J, Khetan N, Antier S, Bulla M, Christensen N, Coulter DA, Foley RJ (2020) Standardizing kilonovae and their use as standard candles to measure the Hubble constant. *Phys Rev Res* 2(2):022006. <https://doi.org/10.1103/PhysRevResearch.2.022006>. arXiv:1908.00889 [astro-ph.HE]
- Covone G, Sereno M (2022) Lensing cosmic drift. *Mon Not Roy Astron Soc* 513(4):5198–5203. <https://doi.org/10.1093/mnras/stac1261>. arXiv:2205.05292 [astro-ph.CO]
- Cremmer E, Scherk J (1977) Spontaneous compactification of extra space dimensions. *Nucl Phys B* 118:61. [https://doi.org/10.1016/0550-3213\(77\)90363-7](https://doi.org/10.1016/0550-3213(77)90363-7)
- Cristiani S, Avila G, Bonifacio P, Bouchy F, Carswell B, D’Odorico S, D’Odorico V, Delabre B, Dekker H, Dessauges M, Dimarcantonio P, García-Lopez R, Grazian A, Haehnelt M, Herreros JM, Israelian G, Levshakov S, Liske J, Lovis C, Manescau A, Martin E, Mayor M, Megevand D, Molaro P, Murphy M, Pasquini L, Pepe F, Perez J, Queloz D, Rebolo R, Santin P, Shaver P, Spanò P, Udry S, Vanzella E, Viel M, Zapatero MR, Zerbi F, Zucker S (2007) The CODEX-ESPRESSO experiment: cosmic dynamics, fundamental physics, planets and much more... *Nuovo Cimento B* 122:1165–1170. <https://doi.org/10.1393/ncb/i2008-10450-9>. arXiv:0712.4152 [astro-ph]
- Cronin AD, Schmiedmayer J, Pritchard DE (2009) Optics and interferometry with atoms and molecules. *Rev Mod Phys* 81:1051–1129. <https://doi.org/10.1103/RevModPhys.81.1051>, URL <https://link.aps.org/doi/10.1103/RevModPhys.81.1051>
- Curran SJ, Kanekar N, Darling JK (2004) Measuring changes in the fundamental constants with redshifted radio absorption lines. *New Astron Rev* 48:1095–1105. <https://doi.org/10.1016/j.newar.2004.09.004>. arXiv:astro-ph/0409141
- Curran SJ, Tanna A, Koch FE, Berengut JC, Webb JK, Stark AA, Flambaum VV (2011) Measuring space-time variation of the fundamental constants with redshifted submillimetre transitions of neutral carbon. *Astron Astrophys* 533:A55. <https://doi.org/10.1051/0004-6361/201117457>. arXiv:1108.0976 [astro-ph.CO]
- Cusin G, Pitrou C, Uzan JP (2017) Are we living near the center of a local void? *JCAP* 03:038. <https://doi.org/10.1088/1475-7516/2017/03/038>. arXiv:1609.02061 [astro-ph.CO]
- Cyburt RH, Fields BD, Olive KA, Skillman E (2005) New bbn limits on physics beyond the standard model from  ${}^4\text{He}$ . *Astropart Phys* 23:313–323. <https://doi.org/10.1016/j.astropartphys.2005.01.005>. astro-ph/0408033
- Cyburt RH, Fields BD, Olive KA (2008) An update on the big bang nucleosynthesis prediction for  ${}^7\text{Li}$ : the problem worsens. *J Cosmol Astropart Phys* 2008(11):012. <https://doi.org/10.1088/1475-7516/2008/11/012>. arXiv:0808.2818 [astro-ph]
- Cyr-Racine FY, Ge F, Knox L (2022) Symmetry of Cosmological Observables, a Mirror World Dark Sector, and the Hubble Constant. *Phys Rev Lett* 128(20):201301. <https://doi.org/10.1103/PhysRevLett.128.201301>. arXiv:2107.13000 [astro-ph.CO]
- Damour T (1996) Testing the equivalence principle: why and how? *Class Quantum Grav* 13:A33–A41. <https://doi.org/10.1088/0264-9381/13/11A/005>. gr-qc/9606080
- Damour T (2009) The equivalence principle and the constants of nature. *Space Sci Rev* 148:191. <https://doi.org/10.1007/s11214-009-9533-6>. arXiv:0906.3174 [gr-qc]
- Damour T (2012) Theoretical Aspects of the Equivalence Principle. *Class Quant Grav* 29:184001. <https://doi.org/10.1088/0264-9381/29/18/184001>. arXiv:1202.6311 [gr-qc]
- Damour T, Donoghue JF (2008) Constraints on the variability of quark masses from nuclear binding. *Phys Rev D* 78:014014. <https://doi.org/10.1103/PhysRevD.78.014014>. arXiv:0712.2968 [hep-ph]
- Damour T, Donoghue JF (2010a) Equivalence principle violations and couplings of a light dilaton. *Phys Rev D* 82:084033. arXiv:1007.2792 [gr-qc]
- Damour T, Donoghue JF (2010b) Phenomenology of the equivalence principle with light scalars. *Class Quantum Grav* 27:202001. <https://doi.org/10.1088/0264-9381/27/20/202001>. arXiv:1007.2790 [gr-qc]
- Damour T, Donoghue JF (2011) Spatial variation of fundamental couplings and Lunar Laser Ranging. *Class Quant Grav* 28:162001. <https://doi.org/10.1088/0264-9381/28/16/162001>. arXiv:1104.4872 [gr-qc]
- Damour T, Dyson FJ (1996) The oklo bound on the time variation of the fine-structure constant revisited. *Nucl Phys B* 480:37–54. [https://doi.org/10.1016/S0550-3213\(96](https://doi.org/10.1016/S0550-3213(96)

- 00467-1. [hep-ph/9606486](https://arxiv.org/abs/hep-ph/9606486)
- Damour T, Esposito-Farèse G (1992) Tensor-multi-scalar theories of gravitation. *Class Quantum Grav* 9:2093–2176. <https://doi.org/10.1088/0264-9381/9/9/015>
- Damour T, Esposito-Farèse G (1993) Nonperturbative strong-field effects in tensor-scalar theories of gravitation. *Phys Rev Lett* 70:2220–2223. <https://doi.org/10.1103/PhysRevLett.70.2220>, URL <https://link.aps.org/doi/10.1103/PhysRevLett.70.2220>
- Damour T, Esposito-Farèse G (1996) Tensor-scalar gravity and binary-pulsar experiments. *Phys Rev D* 54:1474–1491. <https://doi.org/10.1103/PhysRevD.54.1474>, URL <https://link.aps.org/doi/10.1103/PhysRevD.54.1474>
- Damour T, Esposito-Farèse G (1998) Gravitational-wave versus binary-pulsar tests of strong-field gravity. *Phys Rev D* 58:042001. <https://doi.org/10.1103/PhysRevD.58.042001>
- Damour T, Gundlach C (1991) Nucleosynthesis constraints on an extended Jordan-Brans-Dicke theory. *Phys Rev D* 43:3873. <https://doi.org/10.1103/PhysRevD.43.3873>
- Damour T, Lilley M (2008) String theory, gravity and experiment. In: Bachas C, Baulieu L, Douglas M, Kiritsis E, Rabinovici E, Vanhove P, Windey P, Cugliandolo LF (eds) *String Theory and the Real World: From Particle Physics to Astrophysics*. Les Houches Summer School Proceedings, vol 87. Elsevier, Amsterdam, pp 371–448
- Damour T, Nordtvedt K (1993a) General relativity as a cosmological attractor of tensor-scalar theories. *Phys Rev Lett* 70:2217–2219. <https://doi.org/10.1103/PhysRevLett.70.2217>
- Damour T, Nordtvedt K (1993b) Tensor-scalar cosmological models and their relaxation toward general relativity. *Phys Rev D* 48:3436–3450. <https://doi.org/10.1103/PhysRevD.48.3436>
- Damour T, Pichon B (1999) Big bang nucleosynthesis and tensor-scalar gravity. *Phys Rev D* 59:123502. <https://doi.org/10.1103/PhysRevD.59.123502>. [astro-ph/9807176](https://arxiv.org/abs/astro-ph/9807176)
- Damour T, Polyakov AM (1994a) The string dilaton and a least coupling principle. *Nucl Phys B* 423:532–558. [https://doi.org/10.1016/0550-3213\(94\)90143-0](https://doi.org/10.1016/0550-3213(94)90143-0). [hep-th/9401069](https://arxiv.org/abs/hep-th/9401069)
- Damour T, Polyakov AM (1994b) String theory and gravity. *Gen Relativ Gravit* 26:1171. <https://doi.org/10.1007/BF02106709>. [gr-qc/9411069](https://arxiv.org/abs/gr-qc/9411069)
- Damour T, Schaefer G (1991) New tests of the strong equivalence principle using binary pulsar data. *Phys Rev Lett* 66:2549–2552. <https://doi.org/10.1103/PhysRevLett.66.2549>
- Damour T, Taylor JH (1991) On the orbital period change of the binary pulsar psr 1913+16. *Astrophys J* 366:501–511. <https://doi.org/10.1086/169585>
- Damour T, Gibbons GW, Taylor JH (1988) Limits on the variability of  $G$  using binary-pulsar data. *Phys Rev Lett* 61:1151–1154. <https://doi.org/10.1103/PhysRevLett.61.1151>
- Damour T, Gibbons GW, Gundlach C (1990) Dark matter, time-varying  $G$ , and a dilaton field. *Phys Rev Lett* 64:123. <https://doi.org/10.1103/PhysRevLett.64.123>
- Damour T, Piazza F, Veneziano G (2002a) Runaway dilaton and equivalence principle violations. *Phys Rev Lett* 89:081601. <https://doi.org/10.1103/PhysRevLett.89.081601>. [gr-qc/0204094](https://arxiv.org/abs/gr-qc/0204094)
- Damour T, Piazza F, Veneziano G (2002b) Violations of the equivalence principle in a dilaton-runaway scenario. *Phys Rev D* 66:046007. <https://doi.org/10.1103/PhysRevD.66.046007>. [hep-th/0205111](https://arxiv.org/abs/hep-th/0205111)
- Danielsson U, Enberg R, Ingelman G, Mandal T (2017) Heavy photophilic scalar at the LHC from a varying electromagnetic coupling. *Nucl Phys B* 919:569–582. <https://doi.org/10.1016/j.nuclphysb.2017.04.003>. [arXiv:1601.00624](https://arxiv.org/abs/1601.00624) [hep-ph]
- Danielsson U, Enberg R, Ingelman G, Mandal T (2019) Varying gauge couplings and collider phenomenology. *Phys Rev D* 100(5):055028. <https://doi.org/10.1103/PhysRevD.100.055028>. [arXiv:1905.11314](https://arxiv.org/abs/1905.11314) [hep-ph]
- Dapra M, Bagdonaite J, Murphy MT, Ubachs W (2015) Constraint on a varying proton-to-electron mass ratio from molecular hydrogen absorption towards quasar SDSS J123714.60+064759.5. *Mon Not Roy Astron Soc* 454(1):489–506. <https://doi.org/10.1093/mnras/stv1998>. [arXiv:1508.07419](https://arxiv.org/abs/1508.07419) [astro-ph.CO]
- Dapra M, Niu ML, Salumbides EJ, Murphy MT, Ubachs W (2016) Constraint on a cosmological variation in the proton-to-electron mass ratio from electronic CO absorption. *Astrophys J* 826(2):192. <https://doi.org/10.3847/0004-637X/826/2/192>. [arXiv:1605.09742](https://arxiv.org/abs/1605.09742) [astro-ph.CO]

- Daprà M, Henkel C, Levshakov SA, Menten KM, Muller S, Bethlem HL, Leurini S, Lapinov AV, Ubachs W (2017a) Testing the variability of the proton-to-electron mass ratio from observations of methanol in the dark cloud core L1498. *Mon Not Roy Astron Soc* 472(4):4434–4443. <https://doi.org/10.1093/mnras/stx2308>. arXiv:1709.03103 [astro-ph.CO]
- Daprà M, van der Laan M, Murphy MT, Ubachs W (2017b) Constraint on a varying proton-to-electron mass ratio from H<sub>2</sub> and HD absorption at  $z_{\text{abs}} \simeq 2.34$ . *Mon Not Roy Astron Soc* 465(4):4057–4073. <https://doi.org/10.1093/mnras/stw3003>. arXiv:1611.05191 [astro-ph.CO]
- Daprà M, Noterdaeme P, Vonk M, Murphy MT, Ubachs W (2017c) Analysis of carbon monoxide absorption at  $z_{\text{abs}} \simeq 2.5$  to constrain variation of the proton-to-electron mass ratio. *Mon Not Roy Astron Soc* 467(4):3848–3855. <https://doi.org/10.1093/mnras/stx331>. arXiv:1702.03132 [astro-ph.CO]
- Darling J (2004) A laboratory for constraining cosmic evolution of the fine-structure constant: conjugate 18 centimeter OH lines toward PKS 1413+135 at  $z = 0.2467$ . *Astrophys J* 612:58. <https://doi.org/10.1086/422450>. astro-ph/0405240
- Darling J (2012) Toward a Direct Measurement of the Cosmic Acceleration. *Astrophys J Lett* 761:L26. <https://doi.org/10.1088/2041-8205/761/2/L26>. arXiv:1211.4585 [astro-ph.CO]
- Davies PCW, Davis TM, Lineweaver CH (2002) Cosmology: Black holes constrain varying constants. *Nature* 418:602. <https://doi.org/10.1038/418602a>
- Davis AC, Gregory R, Jha R (2016) Black hole accretion discs and screened scalar hair. *JCAP* 10:024. <https://doi.org/10.1088/1475-7516/2016/10/024>. arXiv:1607.08607 [gr-qc]
- Davis ED (2015) Implications of the Oklo phenomenon in a chiral approach to nuclear matter. *Few Body Syst* 56(6-9):431–437. <https://doi.org/10.1007/s00601-014-0909-0>. arXiv:1406.7394 [nucl-th]
- Davis ED, Hamdan L (2015) Reappraisal of the limit on the variation in  $\alpha$  implied by the Oklo natural fission reactors. *Phys Rev C* 92(1):014319. <https://doi.org/10.1103/PhysRevC.92.014319>. arXiv:1503.06011 [nucl-th]
- Davis ED, Gould CR, Sharapov EI (2014) Oklo reactors and implications for nuclear science. *Int J Mod Phys E* 23(4):1430007. <https://doi.org/10.1142/S0218301314300070>. arXiv:1404.4948 [nucl-th]
- Davoudiasl H, Gehrlein J, Szafron R (2022) Is the  $\theta$  Parameter of QCD Constant? *Phys Rev Lett* 129(16):161802. <https://doi.org/10.1103/PhysRevLett.129.161802>. arXiv:2204.09694 [hep-ph]
- De Martino I, Martins CJAP, Ebeling H, Kocevski D (2016a) Constraining spatial variations of the fine structure constant using clusters of galaxies and Planck data. *Phys Rev D* 94(8):083008. <https://doi.org/10.1103/PhysRevD.94.083008>. arXiv:1605.03053 [astro-ph.CO]
- De Martino I, Martins CJAP, Ebeling H, Kocevski D (2016b) New Constraints on Spatial Variations of the Fine Structure Constant from Clusters of Galaxies. *Universe* 2(4):34. <https://doi.org/10.3390/universe2040034>. arXiv:1612.06739 [astro-ph.CO]
- Deal M, Martins CJAP (2021) Primordial nucleosynthesis with varying fundamental constants - Solutions to the lithium problem and the deuterium discrepancy. *Astron Astrophys* 653:A48. <https://doi.org/10.1051/0004-6361/202140725>. arXiv:2106.13989 [astro-ph.CO]
- Del’Innocenti Se (1996) Time variation of Newton’s constant and the age of globular clusters. *Astron Astrophys* 312:345
- Delva P, et al. (2018) Gravitational Redshift Test Using Eccentric Galileo Satellites. *Phys Rev Lett* 121(23):231101. <https://doi.org/10.1103/PhysRevLett.121.231101>. arXiv:1812.03711 [gr-qc]
- Delva P, et al. (2019) A new test of gravitational redshift using Galileo satellites: The GREAT experiment. *Comptes Rendus Physique* 20:176–182. <https://doi.org/10.1016/j.crhy.2019.04.002>
- Demarque P, Krauss LM, Guenther DB, Nydam D (1994) The Sun as a probe of varying  $G$ . *Astrophys J* 437:870. <https://doi.org/10.1086/175048>
- DeMille D, Sainis S, Sage J, Bergeman T, Kotochigova S, Tiesinga E (2008) Enhanced sensitivity to variation of  $m_e/m_p$  in molecular spectra. *Phys Rev Lett*

- 100:043202. <https://doi.org/10.1103/PhysRevLett.100.043202>, URL <https://link.aps.org/doi/10.1103/PhysRevLett.100.043202>
- Dent T (2004) Varying alpha, thresholds and fermion masses. Nucl Phys B 677:471–484. <https://doi.org/10.1016/j.nuclphysb.2003.10.047>. hep-ph/0305026
- Dent T (2007) Composition-dependent long range forces from varying  $m_p/m_e$ . J Cosmol Astropart Phys 2007(01):013. <https://doi.org/10.1088/1475-7516/2007/01/013>. hep-ph/0608067
- Dent T, Fairbairn M (2003) Time varying coupling strength, nuclear forces and unification. Nucl Phys B 653:256. [https://doi.org/10.1016/S0550-3213\(03\)00043-9](https://doi.org/10.1016/S0550-3213(03)00043-9). hep-ph/0112279
- Dent T, Stern S, Wetterich C (2007) Primordial nucleosynthesis as a probe of fundamental physics parameters. Phys Rev D 76:063513. <https://doi.org/10.1103/PhysRevD.76.063513>. arXiv:0705.0696 [astro-ph]
- Dent T, Stern S, Wetterich C (2008) Unifying cosmological and recent time variations of fundamental couplings. Phys Rev D 78:103518. <https://doi.org/10.1103/PhysRevD.78.103518>. arXiv:0808.0702 [hep-ph]
- Dent T, Stern S, Wetterich C (2009) Time variation of fundamental couplings and dynamical dark energy. J Cosmol Astropart Phys 2009(01):038. <https://doi.org/10.1088/1475-7516/2009/01/038>. arXiv:0809.4628 [hep-ph]
- Derevianko A (2016) Atomic clocks and dark-matter signatures. J Phys Conf Ser 723(1):012043. <https://doi.org/10.1088/1742-6596/723/1/012043>. arXiv:1603.07001 [physics.atom-ph]
- Derevianko A, Pospelov M (2014) Hunting for topological dark matter with atomic clocks. Nature Phys 10:933. <https://doi.org/10.1038/nphys3137>. arXiv:1311.1244 [physics.atom-ph]
- Derevianko A, Gibble K, Hollberg L, Newbury NR, Oates C, Safronova MS, Sinclair LC, Yu N (2022) Fundamental physics with a state-of-the-art optical clock in space. Quantum Sci Technol 7(4):044002. <https://doi.org/10.1088/2058-9565/ac7df9>. arXiv:2112.10817 [gr-qc]
- Desmond H, Sakstein J, Jain B (2021) Five percent measurement of the gravitational constant in the Large Magellanic Cloud. Phys Rev D 103(2):024028. <https://doi.org/10.1103/PhysRevD.103.024028>. arXiv:2012.05028 [astro-ph.CO]
- Di Dio E, Montanari F, Raccanelli A, Durrer R, Kamionkowski M, Lesgourgues J (2016) Curvature constraints from Large Scale Structure. JCAP 06:013. <https://doi.org/10.1088/1475-7516/2016/06/013>. arXiv:1603.09073 [astro-ph.CO]
- Di Valentino E, Mena O, Pan S, Visinelli L, Yang W, Melchiorri A, Mota DF, Riess AG, Silk J (2021) In the realm of the Hubble tension—a review of solutions. Class Quant Grav 38(15):153001. <https://doi.org/10.1088/1361-6382/ac086d>. arXiv:2103.01183 [astro-ph.CO]
- Díaz-Pachón DA, Hössjer O, Marks RJ (2021) Is Cosmological Tuning Fine or Coarse? JCAP 07:020. <https://doi.org/10.1088/1475-7516/2021/07/020>. arXiv:2104.05400 [physics.gen-ph]
- Dicke RH (1959) Dirac's cosmology and the dating of meteorites. Nature 183:170–171. <https://doi.org/10.1038/183170a0>
- Dicke RH (1961) Dirac's cosmology and Mach's principle. Nature 192:440. <https://doi.org/10.1038/192440a0>
- Dicke RH (1964) Experimental relativity. In: DeWitt CM, DeWitt BS (eds) Relativity, Groups and Topology. Relativité, Groupes et Topologie. Gordon and Breach, New York; London, pp 165–313
- Dimarcq N, et al. (2023) Roadmap towards the redefinition of the second arXiv:2307.14141 [physics.atom-ph]
- Dimopoulos S, Susskind L (1978) On the Baryon Number of the Universe. Phys Rev D 18:4500–4509. <https://doi.org/10.1103/PhysRevD.18.4500>
- Dine M, Nir Y, Raz G, Volansky T (2003) Time variations in the scale of grand unification. Phys Rev D 67:015009. <https://doi.org/10.1103/PhysRevD.67.015009>. hep-ph/0209134
- Dinh TH, Dunning A, Dzuba VA, Flambaum VV (2009) The sensitivity of hyperfine structure to nuclear radius and quark mass variation. Phys Rev A 79:054102. <https://doi.org/10.1103/PhysRevA.79.054102>. arXiv:0903.2090 [physics.atom-ph]

- Dirac PAM (1937) The cosmological constants. *Nature* 139:323. <https://doi.org/10.1038/139323a0>
- Dirac PAM (1938) A new basis for cosmology. *Proc R Soc London, Ser A* 165:199–208
- Dmitriev VF, Flambaum VV (2003) Limits on cosmological variation of quark masses and strong interaction. *Phys Rev D* 67:063513. <https://doi.org/10.1103/PhysRevD.67.063513>. [astro-ph/0209409](https://arxiv.org/abs/hep-ph/0209409)
- Dmitriev VF, Flambaum VV, Webb JK (2004) Cosmological variation of deuteron binding energy, strong interaction and quark masses from big bang nucleosynthesis. *Phys Rev D* 69:063506. <https://doi.org/10.1103/PhysRevD.69.063506>. [astro-ph/0310892](https://arxiv.org/abs/astro-ph/0310892)
- Donoghue JF (2006) The nuclear central force in the chiral limit. *Phys Rev C* 74:024002. <https://doi.org/10.1103/PhysRevC.74.024002>. [nucl-th/0603016](https://arxiv.org/abs/nucl-th/0603016)
- Donoghue JF (2016) The Multiverse and Particle Physics. *Ann Rev Nucl Part Sci* 66:1–21. <https://doi.org/10.1146/annurev-nucl-102115-044644>. [arXiv:1601.05136](https://arxiv.org/abs/1601.05136) [hep-ph]
- Donoghue JF, Dutta K, Ross A (2006) Quark and lepton masses and mixing in the landscape. *Phys Rev D* 73:113002. <https://doi.org/10.1103/PhysRevD.73.113002>. [hep-ph/0511219](https://arxiv.org/abs/hep-ph/0511219)
- Donoghue JF, Dutta K, Ross A, Tegmark M (2010) Likely values of the Higgs vev. *Phys Rev D* 81:073003. <https://doi.org/10.1103/PhysRevD.81.073003>. [arXiv:0903.1024](https://arxiv.org/abs/0903.1024) [hep-ph]
- Doran M (2005) Can we test dark energy with running fundamental constants? *J Cosmol Astropart Phys* 2005(04):016. <https://doi.org/10.1088/1475-7516/2005/04/016>. [astro-ph/0411606](https://arxiv.org/abs/astro-ph/0411606)
- Duan XC, Deng XB, Zhou MK, Zhang K, Xu WJ, Xiong F, Xu YY, Shao CG, Luo J, Hu ZK (2016) Test of the universality of free fall with atoms in different spin orientations. *Phys Rev Lett* 117:023001. <https://doi.org/10.1103/PhysRevLett.117.023001>, URL <https://link.aps.org/doi/10.1103/PhysRevLett.117.023001>
- Dudas E (2000) Theory and phenomenology of type I strings and M theory. *Class Quantum Grav* 17:R41. <https://doi.org/10.1088/0264-9381/17/22/201>
- Duff MJ (2002) Comment on time-variation of fundamental constants. *arXiv e-prints* [arXiv:hep-th/0208093](https://arxiv.org/abs/hep-th/0208093)
- Duff MJ (2015) How fundamental are fundamental constants? *Contemp Phys* 56(1):35–47. <https://doi.org/10.1080/00107514.2014.980093>. [arXiv:1412.2040](https://arxiv.org/abs/1412.2040) [hep-th]
- Duff MJ, Okun LB, Veneziano G (2002) Dialogue on the number of fundamental constants. *J High Energy Phys* 2002(03):023. <https://doi.org/10.1088/1126-6708/2002/03/023>. [physics/0110060](https://arxiv.org/abs/hep-th/0110060)
- Dumont V, Webb JK (2017) Modelling long-range wavelength distortions in quasar absorption echelle spectra. *Mon Not Roy Astron Soc* 468(2):1568–1574. <https://doi.org/10.1093/mnras/stx381>. [arXiv:1701.03176](https://arxiv.org/abs/1701.03176) [astro-ph.CO]
- Dunkley J, et al. (2011) The Atacama Cosmology Telescope: Cosmological Parameters from the 2008 Power Spectra. *Astrophys J* 739:52. <https://doi.org/10.1088/0004-637X/739/1/52>. [arXiv:1009.0866](https://arxiv.org/abs/1009.0866) [astro-ph.CO]
- Dvali G, Zaldarriaga M (2002) Changing  $\alpha$  with time: Implications for fifth-force-type experiments and quintessence. *Phys Rev Lett* 88:091303. <https://doi.org/10.1103/PhysRevLett.88.091303>. [hep-ph/0108217](https://arxiv.org/abs/hep-ph/0108217)
- Dyson FJ (1967) Time variation of the charge of the proton. *Phys Rev Lett* 19:1291. <https://doi.org/10.1103/PhysRevLett.19.1291>
- Dyson FJ (1972) The fundamental constants and their time variation. In: Salam A, Wigner EP (eds) *Aspects of Quantum Theory*. Cambridge University Press, Cambridge; New York, pp 213–236
- Dzuba VA, Flambaum VV (2000) Atomic optical clocks and search for the variation of the fine-structure constant. *Phys Rev A* 61:034502. <https://doi.org/10.1103/PhysRevA.61.034502>
- Dzuba VA, Flambaum VV (2001) Atomic clocks and search for variation of the fine structure constant. *Phys Rev A* 61:034502. <https://doi.org/10.1103/PhysRevA.63.042509>
- Dzuba VA, Flambaum VV (2010) Theoretical study of the experimentally important states of dysprosium. *Phys Rev A* 81:052515. <https://doi.org/10.1103/PhysRevA.81.052515>. [arXiv:1003.1184](https://arxiv.org/abs/1003.1184) [physics.atom-ph]
- Dzuba VA, Flambaum VV (2017) Limits on gravitational Einstein equivalence principle violation from monitoring atomic clock frequencies during a year. *Phys Rev D* 95(1):015019. <https://doi.org/10.1103/PhysRevD.95.015019>. [arXiv:1608.06050](https://arxiv.org/abs/1608.06050) [physics.atom-ph]



- Dzuba VA, Flambaum VV (2024) Highly charged ions of heavy actinides as sensitive probes for time variation of the fine-structure constant. *Phys Rev A* 110(1):012801. <https://doi.org/10.1103/PhysRevA.110.012801>. [arXiv:2405.11839](https://arxiv.org/abs/2405.11839) [physics.atom-ph]
- Dzuba VA, Flambaum VV, Webb JK (1999a) Calculations of the relativistic effects in many electron atoms and space-time variation of fundamental constants. *Phys Rev A* 59:230. <https://doi.org/10.1103/PhysRevA.59.230>. [physics/9808021](https://arxiv.org/abs/physics/9808021)
- Dzuba VA, Flambaum VV, Webb JK (1999b) Space-time variation of physical constants and relativistic corrections in atoms. *Phys Rev Lett* 82:888. <https://doi.org/10.1103/PhysRevLett.82.888>
- Dzuba VA, Flambaum VV, Marchenko MV (2003) Relativistic effect in Sr, Dy, YbII, and YbIII and search for variation of the fine structure constant. *Phys Rev A* 68:022506. <https://doi.org/10.1103/PhysRevA.68.022506>. [physics/0305066](https://arxiv.org/abs/physics/0305066)
- Dzuba VA, Flambaum VV, Mansour AJ (2024) Variation of Fundamental Constants due to an Interaction with Ultralight Dark Matter and Constraints on the Yukawa-type Interactions mediated by Scalar Particles [arXiv:2402.09643](https://arxiv.org/abs/2402.09643) [hep-ph]
- Eardley DM (1975) Observable effects of a scalar gravitational field in a binary pulsar. *Astrophys J Lett* 196:L59–L62. <https://doi.org/10.1086/181744>
- Eddington A (1936) *Relativity Theory of Protons and Electrons*. Cambridge University Press, Cambridge
- Eddington A (1948) *Fundamental Theory*. Cambridge University Press, Cambridge
- Ekström S, Meynet G, Chiappini C, Hirschi R, Maeder A (2008) Effects of rotation on the evolution of primordial stars. *Astron Astrophys* 489:685. <https://doi.org/10.1051/0004-6361:200809633>. [arXiv:0807.0573](https://arxiv.org/abs/0807.0573) [astro-ph]
- Ekström S, Coc A, Descouvemont P, Meynet G, Olive KA, Uzan JP, Vangioni E (2010) Effects of the variation of fundamental constants on population iii stellar evolution. *Astron Astrophys* 514:A62. <https://doi.org/10.1051/0004-6361/200913684>. [arXiv:0911.2420](https://arxiv.org/abs/0911.2420) [astro-ph.SR]
- Ellingsen SP, Voronkov MA, Breen SL, Lovell JEJ (2012) First cosmological constraints on the proton-to-electron mass ratio from observations of rotational transitions of methanol. *Astrophys J Lett* 747:L7. <https://doi.org/10.1088/2041-8205/747/1/L7>. [arXiv:1201.5644](https://arxiv.org/abs/1201.5644) [astro-ph.CO]
- Ellis GFR, Uzan JP (2005) ‘c’ is the speed of light, isn’t it? *Am J Phys* 73:240–247. <https://doi.org/10.1119/1.1819929>. [gr-qc/0305099](https://arxiv.org/abs/gr-qc/0305099)
- Ellis GFR, Kirchner U, Stoeger WR (2004) Multiverses and physical cosmology. *Mon Not R Astron Soc* 34:921. <https://doi.org/10.1111/j.1365-2966.2004.07261.x>. [astro-ph/0305292](https://arxiv.org/abs/astro-ph/0305292)
- Ellis GFR, Poltis R, Uzan JP, Weltman A (2013) Blackness of the cosmic microwave background spectrum as a probe of the distance-duality relation. *Phys Rev D* 87(10):103530. <https://doi.org/10.1103/PhysRevD.87.103530>. [arXiv:1301.1312](https://arxiv.org/abs/1301.1312) [astro-ph.CO]
- Ellis J, Ibáñez L, Ross GG (1982a) Grand unification with large supersymmetry breaking. *Phys Lett B* 113:283–287. [https://doi.org/10.1016/0370-2693\(82\)90040-5](https://doi.org/10.1016/0370-2693(82)90040-5)
- Ellis J, Ibáñez L, Ross GG (1982b)  $SU(2)_L \times U(1)$  symmetry breaking as a radiative effect of supersymmetry breaking in guts. *Phys Lett B* 110:215–220. [https://doi.org/10.1016/0370-2693\(82\)91239-4](https://doi.org/10.1016/0370-2693(82)91239-4)
- Elwell R, Schneider C, Jeet J, Terhune JES, Morgan HWT, Alexandrova AN, Tran Tan HB, Derevianko A, Hudson ER (2024) Laser excitation of the  $^{229}\text{Th}$  nuclear isomeric transition in a solid-state host. *Phys Rev Lett* 133:013201. <https://doi.org/10.1103/PhysRevLett.133.013201>, URL <https://link.aps.org/doi/10.1103/PhysRevLett.133.013201>
- Epelbaum E, Meissner UG, Glöckle W (2003) Nuclear forces in the chiral limit. *Nucl Phys A* 714:535–574. [https://doi.org/10.1016/S0375-9474\(02\)01393-3](https://doi.org/10.1016/S0375-9474(02)01393-3). [nucl-th/0207089](https://arxiv.org/abs/nucl-th/0207089)
- Esposito-Farèse G (2005) Tests of alternative theories of gravity. In: Hewett J, Jaros J, Kamae T, Prescott C (eds) *Gravity in the Quantum World and the Cosmos*. vol 819. SLAC, Stanford. URL <http://www.slac.stanford.edu/econf/C0507252/papers/T025.PDF>
- Esposito-Farèse G (2011) Motion in alternative theories of gravity. In: Blanchet L, Spallicci A, Whiting B (eds) *Mass and Motion in General Relativity*. *Fundamental Theories of Physics*, vol 162. Springer, Berlin; New York, pp 461–489. <https://doi.org/10.1007/978-90-481-3015-3>. [arXiv:0905.2575](https://arxiv.org/abs/0905.2575) [gr-qc]

- Esposito-Farèse G, Polarski D (2001) Scalar-tensor gravity in an accelerating universe. *Phys Rev D* 63:063504. <https://doi.org/10.1103/PhysRevD.63.063504>. [gr-qc/0009034](#)
- Essig R, et al. (2013) Working Group Report: New Light Weakly Coupled Particles. In: Snowmass 2013: Snowmass on the Mississippi. [arXiv:1311.0029](#) [hep-ph]
- Evans TM, et al. (2014) The UVES Large Program for testing fundamental physics – III. Constraints on the fine-structure constant from three telescopes. *Mon Not Roy Astron Soc* 445(1):128–150. <https://doi.org/10.1093/mnras/stu1754>. [arXiv:1409.1923](#) [astro-ph.CO]
- Fadeev P, Berengut JC, Flambaum VV (2022) Effects of variation of the fine structure constant  $\alpha$  and quark mass  $m_q$  in Mössbauer nuclear transitions. *Phys Rev C* 105(5):L051303. <https://doi.org/10.1103/PhysRevC.105.L051303>. [arXiv:2112.13195](#) [nucl-th]
- Fan X, Myers TG, Sukra BAD, Gabrielse G (2023) Measurement of the Electron Magnetic Moment. *Phys Rev Lett* 130(7):071801. <https://doi.org/10.1103/PhysRevLett.130.071801>. [arXiv:2209.13084](#) [physics.atom-ph]
- Fayet P (1990) Extra U(1)'s and New Forces. *Nucl Phys B* 347:743–768. [https://doi.org/10.1016/0550-3213\(90\)90381-M](https://doi.org/10.1016/0550-3213(90)90381-M)
- Feldman MR, Anderson JD, Schubert G, Trimble V, Kopeikin S, Lämmerzahl C (2016) Deep space experiment to measure  $G$ . *Class Quant Grav* 33(12):125013. <https://doi.org/10.1088/0264-9381/33/12/125013>. [arXiv:1605.02126](#) [gr-qc]
- Feldmeier H, Litvinova E, Flambaum V, Dobaczewski J (2017) Variation of fundamental constants and  $^{229}\text{Th}$ . In: 14th Marcel Grossmann Meeting on Recent Developments in Theoretical and Experimental General Relativity, Astrophysics, and Relativistic Field Theories. vol 4. pp 3670–3675. [https://doi.org/10.1142/9789813226609\\_0478](https://doi.org/10.1142/9789813226609_0478)
- Fenner Y, Murphy MT, Gibson BK (2005) On variations in the fine-structure constant and stellar pollution of quasar absorption systems. *Mon Not R Astron Soc* 358:468. <https://doi.org/10.1111/j.1365-2966.2005.08781.x>. [astro-ph/0501168](#)
- Ferreira MC, Julião MD, Martins CJAP, Monteiro AMRVL (2013) A test of unification towards the radio source PKS1413+135. *Phys Lett B* 724:1–4. <https://doi.org/10.1016/j.physletb.2013.05.055>. [arXiv:1305.7515](#) [astro-ph.CO]
- Ferreira MC, Frigola O, Martins CJAP, Monteiro AMRVL, Solà J (2014) Consistency tests of the stability of fundamental couplings and unification scenarios. *Phys Rev D* 89:083011. <https://doi.org/10.1103/PhysRevD.89.083011>. [arXiv:1405.0299](#) [astro-ph.CO]
- Ferrel SJ, Cingöz A, Lapiere A, Nguyen AT, Leefer N, Budker D, Flambaum VV, Lamoreaux SK, Torgerson JR (2007) Investigation of the gravitational potential dependence of the fine-structure constant using atomic dysprosium. *Phys Rev A* 76:062104. <https://doi.org/10.1103/PhysRevA.76.062104>. [arXiv:0708.0569](#) [physics.atom-ph]
- Ferrero A, Altschul B (2010) Limits on the time variation of the Fermi constant  $G_F$  based on type Ia supernova observations. *Phys Rev D* 82:123002. <https://doi.org/10.1103/PhysRevD.82.123002>. [arXiv:1008.4769](#) [hep-ph]
- Fields BD, Olive KA, Yeh TH, Young C (2020) Big-Bang Nucleosynthesis after Planck. *JCAP* 03:010. <https://doi.org/10.1088/1475-7516/2020/03/010>, [Erratum: *JCAP* 11, E02 (2020)]. [arXiv:1912.01132](#) [astro-ph.CO]
- Fienga A, Minazzoli O (2024) Testing theories of gravity with planetary ephemerides. *Living Rev Rel* 27(1):1. <https://doi.org/10.1007/s41114-023-00047-0>. [arXiv:2303.01821](#) [gr-qc]
- Fienga A, Laskar J, Exertier P, Manche H, Gastineau M (2015) Numerical estimation of the sensitivity of INPOP planetary ephemerides to general relativity parameters. *Celest Mech Dyn Astron* 123(3):325–349. <https://doi.org/10.1007/s10569-015-9639-y>. [arXiv:1409.4932](#) [astro-ph.EP]
- Fierz M (1956) On the physical interpretation of P. Jordan's extended theory of gravitation. *Helv Phys Acta* 29:128
- Filzinger M, Dörscher S, Lange R, Klose J, Steinel M, Benkler E, Peik E, Lisdat C, Huntemann N (2023) Improved Limits on the Coupling of Ultralight Bosonic Dark Matter to Photons from Optical Atomic Clock Comparisons. *Phys Rev Lett* 130(25):253001. <https://doi.org/10.1103/PhysRevLett.130.253001>. [arXiv:2301.03433](#) [physics.atom-ph]
- Fischer H, Käding C, Pitschmann M (2024a) Screened Scalar Fields in the Laboratory and the Solar System. *Universe* 10(7):297. <https://doi.org/10.3390/universe10070297>. [arXiv:2405.14638](#) [gr-qc]



- Fischer H, Käding C, Sedmik RIP, Abele H, Brax P, Pitschmann M (2024b) Search for environment-dependent dilatons. *Phys Dark Univ* 43:101419. <https://doi.org/10.1016/j.dark.2024.101419>. [arXiv:2307.00243](https://arxiv.org/abs/2307.00243) [gr-qc]
- Fischer M, Kolachevsky N, Zimmermann M, Holzwarth R, Udem T, Hänsch TW, Abgrall M, Grünert J, Maksimovic I, Bize S, Marion H, Pereira Dos Santos F, Lemonde P, Santarelli G, Laurent P, Clairon A, Salomon C, Haas M, Jentschura UD, Keitel CH (2004) New limits on the drift of fundamental constants from laboratory measurements. *Phys Rev Lett* 92:230802. <https://doi.org/10.1103/PhysRevLett.92.230802>. [physics/0312086](https://arxiv.org/abs/physics/0312086)
- Fish V, et al. (2013) High-Angular-Resolution and High-Sensitivity Science Enabled by Beamformed ALMA [arXiv:1309.3519](https://arxiv.org/abs/1309.3519) [astro-ph.IM]
- Flambaum VV (2003) Limits on temporal variation of quark masses and strong interaction from atomic clock experiments. *arXiv e-prints* [arXiv:physics/0302015](https://arxiv.org/abs/physics/0302015)
- Flambaum VV (2004) Limits on temporal variation of fine structure constant, quark masses and strong interaction from atomic clock experiments. In: Hannaford P, Sidorov A, Bachor H, Baldwin K (eds) *Laser Spectroscopy*. World Scientific, Singapore, pp 49–57. [physics/0309107](https://arxiv.org/abs/physics/0309107)
- Flambaum VV (2006) Enhanced effect of temporal variation of the fine-structure constant and the strong interaction in  $^{229}\text{Th}$ . *Phys Rev Lett* 97:092502. <https://doi.org/10.1103/PhysRevLett.97.092502>. [physics/0604188](https://arxiv.org/abs/physics/0604188)
- Flambaum VV, Dzuba VA (2009) Search for variation of the fundamental constants in atomic, molecular and nuclear spectra. *Can J Phys* 87:25. <https://doi.org/10.1139/P08-072>. [arXiv:0805.0462](https://arxiv.org/abs/0805.0462) [physics.atom-ph]
- Flambaum VV, Kozlov MG (2007a) Enhanced sensitivity to time-variation of  $m_p/m_e$  in the inversion spectrum of ammonia. *Phys Rev Lett* 98:240801. <https://doi.org/10.1103/PhysRevLett.98.240801>. [arXiv:0704.2301](https://arxiv.org/abs/0704.2301) [astro-ph]
- Flambaum VV, Kozlov MG (2007b) Enhanced sensitivity to variation of the fine structure constant and  $m_p/m_e$  in diatomic molecules. *Phys Rev Lett* 99:150801. <https://doi.org/10.1103/PhysRevLett.99.150801>. [arXiv:0705.0849](https://arxiv.org/abs/0705.0849) [physics.atom-ph]
- Flambaum VV, Munro-Laylim P (2023) Spacetime variation of the s and c quark masses. *Phys Rev D* 107(1):015004. <https://doi.org/10.1103/PhysRevD.107.015004>. [arXiv:2211.03325](https://arxiv.org/abs/2211.03325) [hep-ph]
- Flambaum VV, Porsev SG (2009) Enhanced sensitivity to the fine-structure constant variation in Th IV atomic clock transition. *Phys Rev A* 80:064502. <https://doi.org/10.1103/PhysRevA.80.064502>. [arXiv:0910.3459](https://arxiv.org/abs/0910.3459) [physics.atom-ph]
- Flambaum VV, Porsev SG (2010) Comment on ‘21-cm radiation: A new probe of variation in the fine-structure constant’. *Phys Rev Lett* 105:039001. <https://doi.org/10.1103/PhysRevLett.105.039001>. [arXiv:1004.2540](https://arxiv.org/abs/1004.2540) [astro-ph.CO]
- Flambaum VV, Samsonov IB (2023) Fluctuations of atomic energy levels due to axion dark matter. *Phys Rev D* 108(7):075022. <https://doi.org/10.1103/PhysRevD.108.075022>. [arXiv:2302.11167](https://arxiv.org/abs/2302.11167) [hep-ph]
- Flambaum VV, Shuryak EV (2002) Limits on cosmological variation of strong interaction and quark masses from big bang nucleosynthesis, cosmic, laboratory and Oklo data. *Phys Rev D* 65:103503. <https://doi.org/10.1103/PhysRevD.65.103503>. [hep-ph/0201303](https://arxiv.org/abs/hep-ph/0201303)
- Flambaum VV, Shuryak EV (2003) Dependence of hadronic properties on quark and constraints on their cosmological variation. *Phys Rev D* 67:083507. <https://doi.org/10.1103/PhysRevD.67.083507>. [hep-ph/0212403](https://arxiv.org/abs/hep-ph/0212403)
- Flambaum VV, Shuryak EV (2008) How changing physical constants and violation of local position invariance may occur? In: Danielewicz P, Piecuch P, Zelevinsky V (eds) *Nuclei and Mesoscopic Physics*. AIP Conference Proceedings, vol 995. American Institute of Physics, Melville, NY, pp 1–11. <https://doi.org/10.1063/1.2915601>. [physics/0701220](https://arxiv.org/abs/physics/0701220)
- Flambaum VV, Tedesco AF (2006) Dependence of nuclear magnetic moments on quark masses and limits on temporal variation of fundamental constants from atomic clock experiments. *Phys Rev C* 73:055501. <https://doi.org/10.1103/PhysRevC.73.055501>. [arXiv:nucl-th/0601050](https://arxiv.org/abs/nucl-th/0601050)
- Flambaum VV, Wiringa RB (2007) Dependence of nuclear binding on hadronic mass variation. *Phys Rev C* 76:054002. <https://doi.org/10.1103/PhysRevC.76.054002>. [arXiv:0709.0077](https://arxiv.org/abs/0709.0077) [nucl-th]

- Flambaum VV, Wiringa RB (2009) Enhanced effect of quark mass variation in  $^{229}\text{Th}$  and limits from Oklo data. *Phys Rev C* 79:034302. <https://doi.org/10.1103/PhysRevC.79.034302>. [arXiv:0807.4943](https://arxiv.org/abs/0807.4943) [nucl-th]
- Flambaum VV, Leinweber DB, Thomas AW, Young RD (2004) Limits on the temporal variation of the fine structure constant, quark masses and strong interaction from quasar absorption spectra and atomic clock experiments. *Phys Rev D* 69:115006. [hep-ph/0402098](https://arxiv.org/abs/hep-ph/0402098)
- Flambaum VV, Auerbach N, Dmitriev VF (2009a) Coulomb energy contribution to the excitation energy in Th-229. *EPL* 85(5):50005. <https://doi.org/10.1209/0295-5075/85/50005>. [arXiv:0807.3218](https://arxiv.org/abs/0807.3218) [nucl-th]
- Flambaum VV, Lambert S, Pospelov M (2009b) Scalar-tensor theories with pseudo-scalar couplings. *Phys Rev D* 80:105021. <https://doi.org/10.1103/PhysRevD.80.105021>. [arXiv:0902.3217](https://arxiv.org/abs/0902.3217) [hep-ph]
- Flambaum VV, Stadnik YV, Kozlov MG, Petrov AN (2013) Enhanced effects of temporal variation of the fundamental constants in  $^2\Pi_{1/2}$ -term diatomic molecules:  $^{207}\text{Pb}^{19}\text{F}$ . *Phys Rev A* 88(5):052124. <https://doi.org/10.1103/PhysRevA.88.052124>. [arXiv:1310.2767](https://arxiv.org/abs/1310.2767) [physics.atom-ph]
- Flowers JL, Petley BW (2001) Progress in our knowledge of the fundamental constants of physics. *Rep Prog Phys* 64:1191. <https://doi.org/10.1088/0034-4885/64/10/201>
- da Fonseca V, et al. (2022) Fundamental physics with ESPRESSO: Constraining a simple parametrisation for varying  $\alpha$ . *Astron Astrophys* 666:A57. <https://doi.org/10.1051/0004-6361/202243795>. [arXiv:2204.02930](https://arxiv.org/abs/2204.02930) [astro-ph.CO]
- Fortier TM, Ashby N, Bergquist JC, Delaney MJ, Diddams SA, Heavner TP, Hollberg L, Itano WM, Jefferts SR, Kim K, Levi F, Lorini L, Oskay WH, Parker TE, Shirley J, Stalnaker JE (2007) Precision atomic spectroscopy for improved limits on variation of the fine structure constant and local position invariance. *Phys Rev Lett* 98:070801. <https://doi.org/10.1103/PhysRevLett.98.070801>
- Franchino-Viñas SA, Mosquera ME (2021) The cosmological lithium problem, varying constants and the  $H_0$  tension [arXiv:2107.02243](https://arxiv.org/abs/2107.02243) [astro-ph.CO]
- Fray S, Diez CA, Hänsch TW, Weitz M (2004) Atomic interferometer with amplitude gratings of light and its applications to atom based tests of the equivalence principle. *Phys Rev Lett* 93:240404. <https://doi.org/10.1103/PhysRevLett.93.240404>, URL <https://link.aps.org/doi/10.1103/PhysRevLett.93.240404>
- Freire PCC, Wex N, Esposito-Farese G, Verbiest JPW, Bailes M, Jacoby BA, Kramer M, Stairs IH, Antoniadis J, Janssen GH (2012) The relativistic pulsar-white dwarf binary PSR J1738+0333 II. The most stringent test of scalar-tensor gravity. *Mon Not Roy Astron Soc* 423:3328. <https://doi.org/10.1111/j.1365-2966.2012.21253.x>. [arXiv:1205.1450](https://arxiv.org/abs/1205.1450) [astro-ph.GA]
- Frieman JA, Gradwohl BA (1991) Dark matter and the equivalence principle. *Phys Rev Lett* 67:2926–2929. <https://doi.org/10.1103/PhysRevLett.67.2926>
- Frion E, Giani L, Miranda T (2021) Black Hole Shadow Drift and Photon Ring Frequency Drift <https://doi.org/10.21105/astro.2107.13526>. [arXiv:2107.13536](https://arxiv.org/abs/2107.13536) [gr-qc]
- Fritzsche H (2009a) The fundamental constants, a mystery of physics. World Scientific, Singapore
- Fritzsche H (2009b) The fundamental constants in physics. *Phys Usp* 52:359. <https://doi.org/10.3367/UFNe.0179.200904d.0383>. [arXiv:0902.2989](https://arxiv.org/abs/0902.2989) [hep-ph]
- Froustey J, Pitrou C, Volpe MC (2020) Neutrino decoupling including flavour oscillations and primordial nucleosynthesis. *JCAP* 12:015. <https://doi.org/10.1088/1475-7516/2020/12/015>. [arXiv:2008.01074](https://arxiv.org/abs/2008.01074) [hep-ph]
- Fuchs E, Kirk F, Madge E, Paranjape C, Peik E, Perez G, Ratzinger W, Tiedau J (2024) Implications of the laser excitation of the Th-229 nucleus for dark matter searches [arXiv:2407.15924](https://arxiv.org/abs/2407.15924) [hep-ph]
- Fujii Y (2009) Accelerating universe and the time-dependent fine-structure constant. *Mem Soc Astron Ital* 80:780
- Fujii Y, Iwamoto A (2003) Re/OS constraint on the time variability of the fine structure constant. *Phys Rev Lett* 91:261101. <https://doi.org/10.1103/PhysRevLett.91.261101>. [hep-ph/0309087](https://arxiv.org/abs/hep-ph/0309087)

- Fujii Y, Iwamoto A (2005) How strongly does dating meteorites constrain the time-dependence of the fine-structure constant? *Mod Phys Lett A* 20:2417–2434. <https://doi.org/10.1142/S0217732305018499>. [hep-ph/0508072](#)
- Fujii Y, Iwamoto A, Fukahori T, Ohnuki T, Nakagawa M, Hidaka H, Oura Y, Möller P (2000) The nuclear interaction at Oklo 2 billion years ago. *Nucl Phys B* 573:377. [https://doi.org/10.1016/S0550-3213\(00\)00038-9](https://doi.org/10.1016/S0550-3213(00)00038-9). [hep-ph/9809549](#)
- Furlanetto S, Pritchard JR (2006) The Scattering of Lyman-series Photons in the Inter-galactic Medium. *Mon Not Roy Astron Soc* 372:1093–1103. <https://doi.org/10.1111/j.1365-2966.2006.10899.x>. [arXiv:astro-ph/0605680](#)
- Furlanetto SR, Oh SP, Briggs FH (2006) Cosmology at low frequencies: The 21 cm transition and the high-redshift universe. *Phys Rep* 433:181. <https://doi.org/10.1016/j.physrep.2006.08.002>. [astro-ph/0608032](#)
- Furnstahl RJ, Serot BD (2000) Parameter counting in relativistic mean-field models. *Nucl Phys A* 671:447. [https://doi.org/10.1016/S0375-9474\(99\)00839-8](https://doi.org/10.1016/S0375-9474(99)00839-8). [nucl-th/9911019](#)
- Fuzfa A, Alimi JM (2007) Toward a Unified Description of Dark Energy and Dark Matter from the AWE Hypothesis. *Phys Rev D* 75:123007. <https://doi.org/10.1103/PhysRevD.75.123007>. [arXiv:astro-ph/0702478](#)
- Gacesa M, Côté R (2014) Photoassociation of ultracold molecules near a feshbach resonance as a probe of the electron–proton mass ratio variation. *Journal of Molecular Spectroscopy* 300:124–130. <https://doi.org/https://doi.org/10.1016/j.jms.2014.03.005>, URL <https://www.sciencedirect.com/science/article/pii/S0022285214000575>, spectroscopic Tests of Fundamental Physics
- Galli S (2013) Clusters of galaxies and variation of the fine structure constant. *Phys Rev D* 87(12):123516. <https://doi.org/10.1103/PhysRevD.87.123516>. [arXiv:1212.1075](#) [astro-ph.CO]
- Gambini R, Pullin J (2003) Discrete quantum gravity: A mechanism for selecting the value of fundamental constants. *Int J Mod Phys D* 12:1775–1781. <https://doi.org/10.1142/S0218271803004018>. [gr-qc/0306095](#)
- Gamow G (1967) Electricity, gravity and cosmology. *Phys Rev Lett* 19:759
- Gan X, Liu D (2023) Cosmologically Varying Kinetic Mixing [arXiv:2302.03056](#) [hep-ph]
- García-Berro E, Hernanz M, Isern J, Mochkovitch R (1995) The rate of change of the gravitational constant and the cooling of white dwarfs. *Mon Not R Astron Soc* 277:801–810
- García-Berro E, Kubyshin Y, Loren-Aguilar P, Isern J (2006) The variation of the gravitational constant inferred from the hubble diagram of type ia supernovae. *Int J Mod Phys D* 15:1163–1174. <https://doi.org/10.1142/S02182718060008772>. [gr-qc/0512164](#)
- García-Berro E, Isern J, Kubyshin YA (2007) Astronomical measurements and constraints on the variability of fundamental constants. *Astron Astrophys Rev* 14:113–170. <https://doi.org/10.1007/s00159-006-0004-8>. [astro-ph/0409424](#)
- García-Berro E, Loren-Aguilar P, Torres S, Althaus LG, Isern J (2011) An upper limit to the secular variation of the gravitational constant from white dwarf stars. *JCAP* 05:021. <https://doi.org/10.1088/1475-7516/2011/05/021>. [arXiv:1105.1992](#) [gr-qc]
- Garriga J, Vilenkin A (2000) On likely values of the cosmological constant. *Phys Rev D* 61:083502. <https://doi.org/10.1103/PhysRevD.61.083502>. [astro-ph/9908115](#)
- Gasparini M, Piazza F, Veneziano G (2002) Quintessence as a runaway dilaton. *Phys Rev D* 65:023508. <https://doi.org/10.1103/PhysRevD.65.023508>
- Gasser J, Leutwyler H (1982) Quark masses. *Phys Rep* 87:77. [https://doi.org/10.1016/0370-1573\(82\)90035-7](https://doi.org/10.1016/0370-1573(82)90035-7)
- Gay PL, Lambert DL (2000) The isotopic abundances of magnesium in stars. *Astrophys J* 533:260. <https://doi.org/10.1086/308653>. [astro-ph/9911217](#)
- Gaztañaga E, García-Berro E, Isern J, Bravo E, Domínguez I (2002) Bounds on the possible evolution of the gravitational constant from cosmological type ia supernovae. *Phys Rev D* 65:023506
- Ge F, Cyr-Racine FY, Knox L (2023) Scaling transformations and the origins of light relics constraints from cosmic microwave background observations. *Phys Rev D* 107(2):023517. <https://doi.org/10.1103/PhysRevD.107.023517>. [arXiv:2210.16335](#) [astro-ph.CO]
- Gegelia J, Meißner UG (2019) Vacuum energy in the effective field theory of general relativity. *Phys Rev D* 100(4):046021. <https://doi.org/10.1103/PhysRevD.100.046021>.

- [arXiv:1904.03433](#) [hep-th]
- Giani L, Frion E (2020) Testing the Equivalence Principle with Strong Lensing Time Delay Variations. JCAP 09:008. <https://doi.org/10.1088/1475-7516/2020/09/008>. [arXiv:2005.07533](#) [astro-ph.CO]
- Giri A, Scherrer RJ (2024) Big bang nucleosynthesis with rapidly varying  $G$ . Phys Rev D 109(10):103521. <https://doi.org/10.1103/PhysRevD.109.103521>. [arXiv:2312.06525](#) [astro-ph.CO]
- Godun RM, Nisbet-Jones PBR, Jones JM, King SA, Johnson LAM, Margolis HS, Szymaniec K, Lea SN, Bongs K, Gill P (2014) Frequency Ratio of Two Optical Clock Transitions in Yb+171 and Constraints on the Time Variation of Fundamental Constants. Phys Rev Lett 113(21):210801. <https://doi.org/10.1103/PhysRevLett.113.210801>. [arXiv:1407.0164](#) [physics.atom-ph]
- Goldman I (1990) Upper limit on  $G$  variability derived from the spin-down of PSR 0655+64. Mon Not R Astron Soc 244:184–187
- Gonçalves RS, Landau S, Alcaniz JS, Holanda RFL (2020) Variation in the fine-structure constant and the distance-duality relation. JCAP 06:036. <https://doi.org/10.1088/1475-7516/2020/06/036>. [arXiv:1907.02118](#) [astro-ph.CO]
- Gough G (1981) Solar interior structure and luminosity variations. Solar Phys 74:21
- Gould CR, Sharapov EI, Lamoreaux SK (2006) Time-variability of  $\alpha$  from realistic models of Oklo reactors. Phys Rev C 74:024607. <https://doi.org/10.1103/PhysRevC.74.024607>. [nucl-ex/0701019](#)
- Gradwohl BA, Frieman JA (1992) Dark matter, long range forces, and large scale structure. Astrophys J 398:407–424. <https://doi.org/10.1086/171865>
- Granda LN, Escobar LD (2009) Holographic dark energy with non-minimal coupling. arXiv e-prints [arXiv:0910.0515](#) [hep-th]
- Griest K, Whitmore JB, Wolfe AM, Prochaska JX, Howk JC, Marcy GW (2010) Wavelengths accuracy of the Keck HIRES spectrograph and measuring changes in the fine structure constant. Astrophys J 708:158. <https://doi.org/10.1088/0004-637X/708/1/158>. [arXiv:0904.4725](#) [astro-ph.CO]
- Gross DJ, Sloan JH (1987) The quartic effective action for the heterotic string. Nucl Phys B 291:41–89. [https://doi.org/10.1016/0550-3213\(87\)90465-2](https://doi.org/10.1016/0550-3213(87)90465-2)
- Grupe D, Pradhan AK, Frank S (2005) Studying the variation of the fine structure constant using emission-line multiplets. Astron J 130:355. <https://doi.org/10.1086/430886>. [astro-ph/0504027](#)
- Gué J, Hees A, Wolf P (2024) Violation of the equivalence principle induced by oscillating rest mass and transition frequency, and its detection in atom interferometers. Phys Rev D 110(3):035005. <https://doi.org/10.1103/PhysRevD.110.035005>. [arXiv:2401.14742](#) [hep-ph]
- Guena J, Abgrall M, Rovera D, Rosenbusch P, Tobar ME, Laurent P, Clairon A, Bize S (2012) Improved Tests of Local Position Invariance Using Rb-87 and Cs-133 Fountains. Phys Rev Lett 109:080801. <https://doi.org/10.1103/PhysRevLett.109.080801>. [arXiv:1205.4235](#) [physics.atom-ph]
- Guenther DB, Sills K, Demarque P, Krauss LM (1995) Sensitivity of solar  $g$ -modes to varying  $G$  cosmologies. Astrophys J 445:148–151. <https://doi.org/10.1086/175680>
- Guenther DB, Krauss LM, Demarque P (1998) Testing the constancy of the gravitational constant using helioseismology. Astrophys J 498:871–876. <https://doi.org/10.1086/305567>
- Gundlach JH, Merkowitz SM (2000) Measurement of Newton's constant using a torsion balance with angular acceleration feedback. Phys Rev Lett 85:2869. <https://doi.org/10.1103/PhysRevLett.85.2869>
- Gupta N, Momjian E, Srianand R, Petitjean P, Noterdaeme P, Gyanchandani D, Sharma R, Kulkarni S (2018) Discovery of OH absorption from a galaxy at  $z \sim 0.05$ : Implications for large surveys with SKA pathfinders. The Astrophysical Journal Letters 860(2):L22. <https://doi.org/10.3847/2041-8213/aac9cd>, URL <https://dx.doi.org/10.3847/2041-8213/aac9cd>
- Gurzadyan VG, Bellini V, Beretta M, Bocquet JP, D'Angelo A, Di Salvo R, Fantini A, Franco D, Gervino G, Giardina G, Ghio F, Girolami B, Giusa A, Kashin A, Khachatryan HG, Knyazyan S, Lapik A, Levi Sandri P, Lleres A, Mammoliti F, Mandaglio G, Manganaro

- M, Margarian A, Mehrabyan S, Messi R, Moricciani D, Nedorezov V, Rebreyend D, Russo G, Rudnev N, Schaerf C, Sperduto ML, Suter MC, Turinge A, Vegna V (2010) A new limit on the light speed isotropy from the GRAAL experiment at the ESRF. arXiv e-prints [arXiv:1004.2867](https://arxiv.org/abs/1004.2867) [physics.acc-ph]
- Gutiérrez M C M ; López-Corredoira (2010) The Value of the Fine Structure Constant over Cosmological Times. *Astrophys J* 713:46–51. <https://doi.org/10.1088/0004-637X/713/1/46>. [arXiv:1002.4777](https://arxiv.org/abs/1002.4777)
- Hall LJ, Nomura Y (2008) Evidence for the multiverse in the standard model and beyond. *Phys Rev D* 78:035001. <https://doi.org/10.1103/PhysRevD.78.035001>. [arXiv:0712.2454](https://arxiv.org/abs/0712.2454) [hep-ph]
- Hanneke D, Fogwell S, Gabrielse G (2008) New Measurement of the Electron Magnetic Moment and the Fine Structure Constant. *Phys Rev Lett* 100:120801. <https://doi.org/10.1103/PhysRevLett.100.120801>. [arXiv:0801.1134](https://arxiv.org/abs/0801.1134) [physics.atom-ph]
- Hanneke D, Carollo RA, Lane DA (2016) High sensitivity to variation in the proton-to-electron mass ratio in O2+. *Phys Rev A* 94(5):050101. <https://doi.org/10.1103/PhysRevA.94.050101>. [arXiv:1607.06825](https://arxiv.org/abs/1607.06825) [physics.atom-ph]
- Hanneke D, Kuzhan B, Lunstad A (2020) Optical clocks based on molecular vibrations as probes of variation of the proton-to-electron mass ratio [arXiv:2007.15750](https://arxiv.org/abs/2007.15750) [physics.atom-ph]
- Hannestad S (1999) Possible constraints on the time variation of the fine structure constant from cosmic microwave background data. *Phys Rev D* 60:023515. <https://doi.org/10.1103/PhysRevD.60.023515>. [astro-ph/9810102](https://arxiv.org/abs/hep-ph/9810102)
- von Harling B, Servant G (2017) Cosmological evolution of Yukawa couplings: the 5D perspective. *JHEP* 05:077. [https://doi.org/10.1007/JHEP05\(2017\)077](https://doi.org/10.1007/JHEP05(2017)077). [arXiv:1612.02447](https://arxiv.org/abs/1612.02447) [hep-ph]
- Harnik R, Kribs GD, Perez G (2006) A universe without weak interactions. *Phys Rev D* 74:035006. <https://doi.org/10.1103/PhysRevD.74.035006>. [hep-ph/0604027](https://arxiv.org/abs/hep-ph/0604027)
- Hart L, Chluba J (2018) New constraints on time-dependent variations of fundamental constants using Planck data. *Mon Not Roy Astron Soc* 474(2):1850–1861. <https://doi.org/10.1093/mnras/stx2783>. [arXiv:1705.03925](https://arxiv.org/abs/1705.03925) [astro-ph.CO]
- Hart L, Chluba J (2020) Updated fundamental constant constraints from Planck 2018 data and possible relations to the Hubble tension. *Mon Not Roy Astron Soc* 493(3):3255–3263. <https://doi.org/10.1093/mnras/staa412>. [arXiv:1912.03986](https://arxiv.org/abs/1912.03986) [astro-ph.CO]
- Hart L, Chluba J (2022a) Using the cosmological recombination radiation to probe early dark energy and fundamental constant variations <https://doi.org/10.1093/mnras/stac3697>. [arXiv:2209.12290](https://arxiv.org/abs/2209.12290) [astro-ph.CO]
- Hart L, Chluba J (2022b) Varying fundamental constants principal component analysis: additional hints about the Hubble tension. *Mon Not Roy Astron Soc* 510(2):2206–2227. <https://doi.org/10.1093/mnras/stab2777>. [arXiv:2107.12465](https://arxiv.org/abs/2107.12465) [astro-ph.CO]
- Haugan MP, Will CM (1976) Weak interactions and Eötvös experiments. *Phys Rev Lett* 37:1. <https://doi.org/10.1103/PhysRevLett.37.1>
- Hayes AC, Friar JL (2007) Sensitivity of nuclear transition frequencies to temporal variation of the fine structure constant or the strong interaction. *Phys Lett B* 650:229. [nucl-th/0702048](https://arxiv.org/abs/nuc1-th/0702048)
- He XT, Ren ZZ (2008) Temporal variation of the fine structure constant and the strong interaction parameter in the Th-229 transition. *Nucl Phys A* 806:117–123. <https://doi.org/10.1016/j.nuclphysa.2008.03.002>
- Hees A, Guéna J, Abgrall M, Bize S, Wolf P (2016) Searching for an oscillating massive scalar field as a dark matter candidate using atomic hyperfine frequency comparisons. *Phys Rev Lett* 117(6):061301. <https://doi.org/10.1103/PhysRevLett.117.061301>. [arXiv:1604.08514](https://arxiv.org/abs/1604.08514) [gr-qc]
- Hees A, Minazzoli O, Savalle E, Stadnik YV, Wolf P (2018) Violation of the equivalence principle from light scalar dark matter. *Phys Rev D* 98(6):064051. <https://doi.org/10.1103/PhysRevD.98.064051>. [arXiv:1807.04512](https://arxiv.org/abs/1807.04512) [gr-qc]
- Hees A, et al. (2020) Search for a Variation of the Fine Structure Constant around the Supermassive Black Hole in Our Galactic Center. *Phys Rev Lett* 124(8):081101. <https://doi.org/10.1103/PhysRevLett.124.081101>. [arXiv:2002.11567](https://arxiv.org/abs/2002.11567) [astro-ph.GA]

- Heintzmann H, Hillebrandt H (1975) Pulsar slow-down and the temporal change of  $G$ . *Phys Lett A* 54:349. [https://doi.org/10.1016/0375-9601\(75\)90764-1](https://doi.org/10.1016/0375-9601(75)90764-1)
- Hellings RW, Adams PJ, Anderson JD, Keesey MS, Lau EL, Standish EM, Canuto VM, Goldman I (1983) Experimental test of the variability of  $G$  using Viking lander ranging data. *Phys Rev Lett* 51:1609–1612. <https://doi.org/10.1103/PhysRevLett.51.1609>
- Henkel C, Braatz JA, Menten KM, Ott J (2008) The kinetic temperature of a molecular cloud at redshift 0.9: Ammonia in the gravitational lens PKS1830-211. *Astron Astrophys* 485:451. <https://doi.org/10.1051/0004-6361:20079140>. [arXiv:0808.1539](https://arxiv.org/abs/0808.1539) [astro-ph]
- Henkel C, Menten KM, Murphy MT, Jethava N, Flambaum VV, Braatz JA, Muller S, Ott J, Mao RQ (2009) The density, the cosmic microwave background, and the proton-to-electron mass ratio in a cloud at redshift 0.9. *Astron Astrophys* 500:745. <https://doi.org/10.1051/0004-6361/200811475>. [arXiv:0904.3081](https://arxiv.org/abs/0904.3081) [astro-ph.CO]
- Herrmann S, Rätzel D (2023) Quantum Tests of Gravity. *Lect Notes Phys* 1017:449–476. [https://doi.org/10.1007/978-3-031-31520-6\\_14](https://doi.org/10.1007/978-3-031-31520-6_14)
- Herrmann S, Finke F, Lülfi M, Kichakova O, Puetzfeld D, Knickmann D, List M, Rievers B, Giorgi G, Günther C, Dittus H, Prieto-Cerdeira R, Dilssner F, Gonzalez F, Schönemann E, Ventura-Traveset J, Lämmerzahl C (2018) Test of the gravitational redshift with galileo satellites in an eccentric orbit. *Phys Rev Lett* 121:231102. <https://doi.org/10.1103/PhysRevLett.121.231102>, URL <https://link.aps.org/doi/10.1103/PhysRevLett.121.231102>
- Hidaka H, Holliger P (1998) Geochemical and neutronic characteristics of the natural fossil fission reactors at Oklo and Bangombé, Gabon. *GeochimCosmochimActa* 62:89
- Hill HA, Gu YM (1990) Extension of range in radial order in detection and mode classification of solar low-degree gravity modes. *Sci China Ser A* 33:854–866
- Hinterbichler K, Khoury J (2010) Screening long-range forces through local symmetry restoration. *Phys Rev Lett* 104:231301. <https://doi.org/10.1103/PhysRevLett.104.231301>, URL <https://link.aps.org/doi/10.1103/PhysRevLett.104.231301>
- Hinterbichler K, Khoury J, Levy A, Matas A (2011) Symmetron cosmology. *Phys Rev D* 84:103521. <https://doi.org/10.1103/PhysRevD.84.103521>, URL <https://link.aps.org/doi/10.1103/PhysRevD.84.103521>
- Hofmann F, Müller J, Biskupek L (2010) Lunar laser ranging test of the Nordtvedt parameter and a possible variation in the gravitational constant. *Astron Astrophys* 522:L5. <https://doi.org/10.1051/0004-6361/201015659>
- Hogan CJ (2000) Why the universe is just so. *Rev Mod Phys* 72:1149–1161. <https://doi.org/10.1103/RevModPhys.72.1149>. [astro-ph/9909295](https://arxiv.org/abs/hep-th/9909295)
- Hogan CJ (2006) Nuclear astrophysics of worlds in the string landscape. *Phys Rev D* 74:123514. <https://doi.org/10.1103/PhysRevD.74.123514>. [astro-ph/0602104](https://arxiv.org/abs/hep-th/0602104)
- Hogan CJ (2007) Quarks, electrons and atoms in closely related universes. In: Carr BJ (ed) *Universe or Multiverse?* Cambridge University Press, Cambridge; New York, pp 221–230. [astro-ph/0407086](https://arxiv.org/abs/hep-th/0407086)
- Hojman S, Kuchar K, Teitelboim C (1976) Geometrodynamics regained. *Annals Phys* 96:88–135
- Holanda RFL, Landau SJ, Alcaniz JS, Sanchez G IE, Busti VC (2016) Constraints on a possible variation of the fine structure constant from galaxy cluster data. *JCAP* 05:047. <https://doi.org/10.1088/1475-7516/2016/05/047>. [arXiv:1510.07240](https://arxiv.org/abs/1510.07240) [astro-ph.CO]
- Holanda RFL, Colaço LR, Pereira SH, Silva R (2019) Galaxy cluster Sunyaev-Zel'dovich effect scaling-relation and type Ia supernova observations as a test for the cosmic distance duality relation. *JCAP* 06:008. <https://doi.org/10.1088/1475-7516/2019/06/008>. [arXiv:1904.01342](https://arxiv.org/abs/1904.01342) [astro-ph.CO]
- Holliger P, Devillers C (1981) Contribution à l'étude de la température dans les réacteurs fossiles d'Oklo par la mesure du rapport isotopique du lutétium. *Earth Planet Sci Lett* 42:76
- Horndeski GW (1974) Second-order scalar-tensor field equations in a four-dimensional space. *International Journal of Theoretical Physics* 10(10):363. <https://doi.org/10.1007/BF01807638>, URL <https://doi.org/10.1007/BF01807638>
- Hoshiya K, Toda Y (2023) Electron mass variation from dark sector interactions and compatibility with cosmological observations. *Phys Rev D* 107(4):043505. <https://doi.org/10.1103/PhysRevD.107.043505>. [arXiv:2202.07714](https://arxiv.org/abs/2202.07714) [astro-ph.CO]



- Hořava P, Witten E (1996) Heterotic and type I string dynamics from eleven-dimension. Nucl Phys B 460:506–524. [https://doi.org/10.1016/0550-3213\(95\)00621-4](https://doi.org/10.1016/0550-3213(95)00621-4). [hep-th/9510209](https://arxiv.org/abs/hep-th/9510209)
- Hoyle CD, Kapner DJ, Heckel BR, Adelberger EG, Gundlach JH, Schmidt U, Swanson HE (2004) Submillimeter tests of the gravitational inverse-square law. Phys Rev D 70:042004. <https://doi.org/10.1103/PhysRevD.70.042004>. [hep-ph/0405262](https://arxiv.org/abs/hep-ph/0405262)
- Hoyle F (1954) On nuclear reactions occurring in very hot stars. i. the synthesis of elements from carbon to nickel. Astrophys J Suppl Ser 1:121. <https://doi.org/10.1086/190005>
- Hoyle F (1965) Galaxies, Nuclei and Quasars. Harper & Row, New York
- Hu J (2019) Searching for new physics using Hubble Space Telescope observations of white dwarfs. PhD thesis. <https://doi.org/10.26190/unsworks/21573>
- Hu J, et al. (2019) Constraining the magnetic field on white dwarf surfaces; Zeeman effects and fine structure constant variation. Mon Not Roy Astron Soc 485(4):5050–5058. <https://doi.org/10.1093/mnras/stz739>. [arXiv:1812.11480](https://arxiv.org/abs/1812.11480) [astro-ph.SR]
- Hu J, et al. (2020) Measuring the fine-structure constant on a white dwarf surface; a detailed analysis of Fe v absorption in G191–B2B. Mon Not Roy Astron Soc 500(1):1466–1475. <https://doi.org/10.1093/mnras/staa3066>. [arXiv:2007.10905](https://arxiv.org/abs/2007.10905) [astro-ph.SR]
- Huntemann N, Lipphardt B, Tamm C, Gerginov V, Weyers S, Peik E (2014) Improved limit on a temporal variation of  $m_p/m_e$  from comparisons of  $\text{Yb}^+$  and Cs atomic clocks. Phys Rev Lett 113(21):210802. <https://doi.org/10.1103/PhysRevLett.113.210802>. [arXiv:1407.4408](https://arxiv.org/abs/1407.4408) [physics.atom-ph]
- Ichikawa K, Kawasaki M (2005) Big bang nucleosynthesis with a varying fine structure constant and non standard expansion rate. Phys Rev D 69:123506. [hep-ph/0401231](https://arxiv.org/abs/hep-ph/0401231)
- Ichikawa K, Kanzaki T, Kawasaki M (2006) CMB constraints on the simultaneous variation of the fine structure constant and electron mass. Phys Rev D 74:023515. <https://doi.org/10.1103/PhysRevD.74.023515>. [astro-ph/0602577](https://arxiv.org/abs/astro-ph/0602577)
- Ilyushin VV, Jansen P, Kozlov MG, Levshakov SA, Kleiner I, Ubachs W, Bethlem HL (2012) Sensitivity to a possible variation of the Proton-to-Electron Mass Ratio of Torsion-Wagging-Rotation Transitions in Methylamine ( $\text{CH}_3\text{NH}_2$ ). Phys Rev A 85:032505. <https://doi.org/10.1103/PhysRevA.85.032505>. [arXiv:1201.2090](https://arxiv.org/abs/1201.2090) [physics.chem-ph]
- Ivanchik A, Rodriguez E, Petitjean P, Varshalovich D (2002) Do the fundamental constants vary in the course of the cosmological evolution? Astron Lett 28:423. <https://doi.org/10.1134/1.1491963>. [astro-ph/0112323](https://arxiv.org/abs/astro-ph/0112323)
- Ivanchik A, Petitjean P, Varshalovich D, Aracil B, Srianand R, Chand H, Ledoux C, Boissé P (2005) A new constraint on the time dependence of the proton-to-electron mass ratio: Analysis of the Q 0347-383 and Q 0405-443 spectra. Astron Astrophys 440:45–52. <https://doi.org/10.1051/0004-6361:20052648>. [astro-ph/0507174](https://arxiv.org/abs/astro-ph/0507174)
- Ivanov TL, Roudjane M, Vieitez MO, de Lange CA, Tchang-Brillet WU, Ubachs W (2009) H $\alpha$  as a probe for detecting mass variation on a cosmological time scale. Phys Rev Lett 100:093007. <https://doi.org/10.1103/PhysRevLett.100.093007>
- Jackson Kimball DF (2015) Nuclear spin content and constraints on exotic spin-dependent couplings. New J Phys 17(7):073008. <https://doi.org/10.1088/1367-2630/17/7/073008>. [arXiv:1407.2671](https://arxiv.org/abs/1407.2671) [physics.atom-ph]
- Jaffe RL, Jenkins A, Kimchi I (2009) Quark masses: An environmental impact statement. Phys Rev D 79:065014. <https://doi.org/10.1103/PhysRevD.79.065014>. [arXiv:0809.1647](https://arxiv.org/abs/0809.1647) [hep-ph]
- Jain B, et al. (2013) Novel Probes of Gravity and Dark Energy [arXiv:1309.5389](https://arxiv.org/abs/1309.5389) [astro-ph.CO]
- Jänecke J (1972) Coulomb energies of spherical nuclei. Nucl Phys A 181:49–75. [https://doi.org/10.1016/0375-9474\(72\)90900-1](https://doi.org/10.1016/0375-9474(72)90900-1)
- Jansen P, Xu LH, Kleiner I, Ubachs W, Bethlem HL (2011) Methanol as a Sensitive Probe for Spatial and Temporal Variations of the Proton-to-Electron Mass Ratio. Phys Rev Lett 106:100801. <https://doi.org/10.1103/PhysRevLett.106.100801>
- Jansen P, Xu LH, Kleiner I, Bethlem HL, Ubachs W (2013) Methyl mercaptan ( $\text{CH}_3\text{SH}$ ) as a probe for variation of the proton-to-electron mass ratio. Phys Rev A 87(5):052509. <https://doi.org/10.1103/PhysRevA.87.052509>. [arXiv:1304.5249](https://arxiv.org/abs/1304.5249) [physics.atom-ph]
- Jansen P, Bethlem HL, Ubachs W (2014) Perspective: Tipping the scales - search for drifting constants from molecular spectra. J Chem Phys 140:010901. <https://doi.org/10.1063/1.4853735>. [arXiv:1312.1875](https://arxiv.org/abs/1312.1875) [physics.chem-ph]

- Jeckelmann B, Piquemal F (2019) The Elementary Charge for the Definition and Realization of the Ampere. *Annalen Phys* 531(5):1800389. <https://doi.org/10.1002/andp.201800389>
- Jedamzik K, Pogosian L, Zhao GB (2021) Why reducing the cosmic sound horizon alone can not fully resolve the Hubble tension. *Commun in Phys* 4:123. <https://doi.org/10.1038/s42005-021-00628-x>. [arXiv:2010.04158](https://arxiv.org/abs/2010.04158) [astro-ph.CO]
- Jenkins JH, Fischbach E, Buncher JB, Gruenwald JT, Krause DE, Mattes JJ (2009) Evidence for correlations between nuclear decay rates and Earth-Sun distance. *Astropart Phys* 32:42. <https://doi.org/10.1016/j.astropartphys.2009.05.004>. [arXiv:0808.3283](https://arxiv.org/abs/0808.3283) [astro-ph]
- Jiang L, Fu S, Wang F, Bosman SEI, Cai Z, Jun HD, Pan Z, Sun F, Yang J, Zhang H (2024a) Constraints on the variation of the fine-structure constant at  $3 < z < 10$  with JWST emission-line galaxies [arXiv:2405.08977](https://arxiv.org/abs/2405.08977) [astro-ph.CO]
- Jiang L, et al. (2024b) Constraints on the Spacetime Variation of the Fine-structure Constant Using DESI Emission-line Galaxies. *Astrophys J* 968(2):120. <https://doi.org/10.3847/1538-4357/ad47b4>. [arXiv:2404.03123](https://arxiv.org/abs/2404.03123) [astro-ph.CO]
- João SM, Martins CJAP, Mota ISAB, Vianez PMT (2015) On the stability of fundamental couplings in the Galaxy. *Phys Lett B* 749:389–392. <https://doi.org/10.1016/j.physletb.2015.08.018>. [arXiv:1508.06083](https://arxiv.org/abs/1508.06083) [hep-ph]
- Jofré P, Reisenegger A, Fernández R (2006) Constraining a possible time-variation of the gravitational constant through ‘gravitochemical heating’ of neutron stars. *Phys Rev Lett* 97:131102. <https://doi.org/10.1103/PhysRevLett.97.131102>. [astro-ph/0606708](https://arxiv.org/abs/astro-ph/0606708)
- Johnstone-Stoney G (1881) On the physical units of nature. *Philos Mag* 5:381
- Jordan P (1937) Die physikalischen Weltkonstanten. *Die Naturwissenschaften* 25:513–517. <https://doi.org/10.1007/BF01498368>
- Joyce A, Jain B, Khoury J, Trodden M (2015) Beyond the Cosmological Standard Model. *Phys Rept* 568:1–98. <https://doi.org/10.1016/j.physrep.2014.12.002>. [arXiv:1407.0059](https://arxiv.org/abs/1407.0059) [astro-ph.CO]
- Julião MD, Ferreira MC, Martins CJAP, Monteiro AMRVL (2014) Probing Unification Scenarios with Atomic Clocks. *Mem Soc Ast It* 85(1):108–112. [arXiv:1309.7763](https://arxiv.org/abs/1309.7763) [hep-ph]
- Kajita M (2008) Prospects of detecting  $m_e/m_p$  variance using vibrational transition frequencies of  $^2\Sigma$ -state molecules. *Phys Rev A* 77:012511. <https://doi.org/10.1103/PhysRevA.77.012511>, URL <https://link.aps.org/doi/10.1103/PhysRevA.77.012511>
- Kajita M (2017a) Accuracy estimation of the  $^{16}\text{O}_2^+$  transition frequencies targeting the search for the variation in  $mp/me$ . *Phys Rev A* 95(2):023418. <https://doi.org/10.1103/PhysRevA.95.023418>. [arXiv:1611.03080](https://arxiv.org/abs/1611.03080) [physics.atom-ph]
- Kajita M (2017b) Search for the Variation in  $(mp/me)$  Using Two Vibrational Transition Frequencies of Molecular Ions. *J Phys Soc Jap* 86(12):123301. <https://doi.org/10.7566/JPSJ.86.123301>
- Kajita M, Moriwaki Y (2009) Proposed detection of variation in  $mp/me$  using a vibrational transition frequency of a  $\text{cah}^+$  ion. *Journal of Physics B: Atomic, Molecular and Optical Physics* 42(15):154022. <https://doi.org/10.1088/0953-4075/42/15/154022>, URL <https://dx.doi.org/10.1088/0953-4075/42/15/154022>
- Kalaydzhyaz T, Yu N (2017) Extracting dark matter signatures from atomic clock stability measurements. *Phys Rev D* 96(7):075007. <https://doi.org/10.1103/PhysRevD.96.075007>. [arXiv:1705.05833](https://arxiv.org/abs/1705.05833) [hep-ph]
- Kallosh R, Linde AD, Linde DA, Susskind L (1995) Gravity and global symmetries. *Phys Rev D* 52:912–935. <https://doi.org/10.1103/PhysRevD.52.912>. [arXiv:hep-th/9502069](https://arxiv.org/abs/hep-th/9502069)
- Kaluza T (1921) Zum Unitätsproblem in der Physik. *Sitzungsber Preuss Akad Wiss* 1921:966–972
- Kane GL, Perry MJ, Zytlow AN (2002) The beginning of the end of the anthropic principle. *New Astron* 7:45–53. [https://doi.org/10.1016/S1384-1076\(01\)00088-4](https://doi.org/10.1016/S1384-1076(01)00088-4)
- Kanekar N (2009) Probing fundamental constant evolution with radio spectroscopy. *Mem Soc Astron Ital* 80:895
- Kanekar N (2011) Constraining changes in the proton-electron mass ratio with inversion and rotational lines. *Astrophys J Lett* 728:L12. <https://doi.org/10.1088/2041-8205/728/1/L12>. [arXiv:1101.4029](https://arxiv.org/abs/1101.4029) [astro-ph.CO]
- Kanekar N, Chengalur JN (2004) The use of OH ‘main’ lines to constrain the variation of fundamental constants. *Mon Not R Astron Soc* 350:L17. <https://doi.org/10.1111/j.>



- 1365-2966.2004.07828.x. [astro-ph/0310765](#)
- Kanekar N, Carilli CL, Langston GI, Rocha G, Combes F, Subrahmanyan R, Stocke JT, Menten KM, Briggs FH, Wiklind T (2005) Constraints on changes in fundamental constants from a cosmologically distant OH absorber/emitter. *Phys Rev Lett* 95:261301. [https://doi.org/10.1103/PhysRevLett.95.261301](#). [astro-ph/0510760](#)
- Kanekar N, Subrahmanyan R, Ellison SL, Lane WM, Chengalur JN (2006) H I 21 cm absorption at  $z \sim 2.347$  towards PKS B0438-436. *Mon Not R Astron Soc* 370:L46–L50. [https://doi.org/10.1111/j.1745-3933.2006.00186.x](#). [astro-ph/0605346](#)
- Kanekar N, Chengalur JN, Ghosh T (2010a) Probing fundamental constant evolution with redshifted conjugate-satellite OH lines. *Astrophys J* 716:L23. [https://doi.org/10.1088/2041-8205/716/1/L23](#). [arXiv:1004.5383](#) [astro-ph.CO]
- Kanekar N, Prochaska JX, Ellison SL, Chengalur JN (2010b) Probing fundamental constant evolution with neutral atomic gas lines. *Astrophys J* 712:148. [arXiv:1003.0444](#) [astro-ph.CO]
- Kanekar N, Langston GI, Stocke JT, Carilli CL, Menten KM (2012) Constraining fundamental constant evolution with HI and OH lines. *Astrophys J Lett* 746:L16. [https://doi.org/10.1088/2041-8205/746/2/L16](#). [arXiv:1201.3372](#) [astro-ph.CO]
- Kanekar N, Ubachs W, Menten KM, Bagdonaite J, Brunthaler A, Henkel C, Muller S, Bethlem HL, Daprà M (2015) Constraints on changes in the proton–electron mass ratio using methanol lines. *Mon Not Roy Astron Soc* 448(1):L104–L108. [https://doi.org/10.1093/mnrasl/slu206](#). [arXiv:1412.7757](#) [astro-ph.CO]
- Kanekar N, Ghosh T, Chengalur JN (2018) Stringent Constraints on Fundamental Constant Evolution Using Conjugate 18 cm Satellite OH Lines. *Phys Rev Lett* 120(6):061302. [https://doi.org/10.1103/PhysRevLett.120.061302](#). [arXiv:1801.07688](#) [astro-ph.CO]
- Kaplinghat M, Scherrer RJ, Turner MS (1999) Constraining variations in the fine-structure constant with the cosmic microwave background. *Phys Rev D* 60:023516. [https://doi.org/10.1103/PhysRevD.60.023516](#). [astro-ph/9810133](#)
- Karpikov I, Piskunov M, Troitsky S, Sokolov A (2015) Constraining spacetime variations of nuclear decay rates from light curves of type Ia supernovae. *Phys Rev D* 91(12):127301. [https://doi.org/10.1103/PhysRevD.91.127301](#). [arXiv:1501.04909](#) [hep-ph]
- Karshenboim SG (2005a) Fundamental physical constants: looking from different angles. *Can J Phys* 83:767. [https://doi.org/10.1139/p05-047](#). [physics/0506173](#)
- Karshenboim SG (2005b) On a natural definition of the kilogram and the ampere: the objectives and consequences. *arXiv e-prints* [arXiv:physics/0507200](#)
- Karshenboim SG (2005c) Precision physics of simple atoms: QED tests, nuclear structure and fundamental constants. *Phys Rep* 422:1. [https://doi.org/10.1016/j.physrep.2005.08.008](#). [hep-ph/0509010](#)
- Karshenboim SG (2006) The search for possible variation of the fine structure constant. *Gen Relativ Gravit* 38:159. [https://doi.org/10.1007/s10714-005-0215-8](#). [physics/0311080](#)
- Kaspi VM, Taylor JH, Riba MF (1994) High-precision timing of millisecond pulsars. III. long-term monitoring of PSRs B1855+09 and B1937+21. *Astrophys J* 428:713–728. [https://doi.org/10.1086/174280](#)
- Keisler R, et al. (2011) A Measurement of the Damping Tail of the Cosmic Microwave Background Power Spectrum with the South Pole Telescope. *Astrophys J* 743:28. [https://doi.org/10.1088/0004-637X/743/1/28](#). [arXiv:1105.3182](#) [astro-ph.CO]
- Kesden M, Kamionkowski M (2006) Tidal Tails Test the Equivalence Principle in the Dark Sector. *Phys Rev D* 74:083007. [https://doi.org/10.1103/PhysRevD.74.083007](#). [arXiv:astro-ph/0608095](#)
- Keselman JA, Nusser A, Peebles PJE (2010) Cosmology with Equivalence Principle Breaking in the Dark Sector. *Phys Rev D* 81:063521. [https://doi.org/10.1103/PhysRevD.81.063521](#). [arXiv:0912.4177](#) [astro-ph.CO]
- Ketchum JA, Adams FC (2008) The future evolution of white dwarf stars through baryon decay and time varying gravitational constant. *Astrophys Space Sci* 317(3-4):221–230. [https://doi.org/10.1007/s10509-008-9878-4](#). [arXiv:0808.1301](#) [astro-ph]
- Khalife AR, Zanjani MB, Galli S, Günther S, Lesgourgues J, Benabed K (2024) Review of Hubble tension solutions with new SH0ES and SPT-3G data. *JCAP* 04:059. [https://doi.org/10.1088/1475-7516/2024/04/059](#). [arXiv:2312.09814](#) [astro-ph.CO]

- Khatri R, Wandelt B (2007) 21-cm radiation: A new probe of variation in the fine-structure constant. *Phys Rev Lett* 98:111201. <https://doi.org/10.1103/PhysRevLett.98.111301>. [astro-ph/0701752](https://arxiv.org/abs/astro-ph/0701752)
- Khatri R, Wandelt BD (2009) 21cm radiation: a new probe of fundamental physics. *Mem Soc Astron Ital* 80:824. [arXiv:0910.2710](https://arxiv.org/abs/astro-ph.CO/0910.2710) [astro-ph.CO]
- Khatri R, Wandelt BD (2010) Reply. *Phys Rev Lett* 105:039002. <https://doi.org/10.1103/PhysRevLett.105.039002>. [arXiv:1007.1963](https://arxiv.org/abs/astro-ph.CO/1007.1963) [astro-ph.CO]
- Khoury J (2010) Theories of Dark Energy with Screening Mechanisms [arXiv:1011.5909](https://arxiv.org/abs/astro-ph.CO/1011.5909) [astro-ph.CO]
- Khoury J, Weltman A (2004a) Chameleon cosmology. *Phys Rev D* 69:044026. <https://doi.org/10.1103/PhysRevD.69.044026>. [astro-ph/0309300](https://arxiv.org/abs/astro-ph/0309300)
- Khoury J, Weltman A (2004b) Chameleon fields: Awaiting surprises for tests of gravity in space. *Phys Rev Lett* 93:171104. <https://doi.org/10.1103/PhysRevLett.93.171104>. [astro-ph/0309411](https://arxiv.org/abs/astro-ph/0309411)
- Kim H, Perez G (2024) Oscillations of atomic energy levels induced by QCD axion dark matter. *Phys Rev D* 109(1):015005. <https://doi.org/10.1103/PhysRevD.109.015005>. [arXiv:2205.12988](https://arxiv.org/abs/hep-ph/2205.12988) [hep-ph]
- King JA, Webb JK, Murphy MT, Carswell RF (2008) Stringent null constraint on cosmological evolution of the proton-to-electron mass ratio. *Phys Rev Lett* 101:251304. <https://doi.org/10.1103/PhysRevLett.101.251304>. [arXiv:0807.4366](https://arxiv.org/abs/astro-ph/0807.4366) [astro-ph]
- King JA, Murphy MT, Ubachs W, Webb JK (2011) New constraint on cosmological variation of the proton-to-electron mass ratio from Q0528-250. *Mon Not Roy Astron Soc* 417:3010. <https://doi.org/10.1111/j.1365-2966.2011.19460.x>. [arXiv:1106.5786](https://arxiv.org/abs/astro-ph.CO/1106.5786) [astro-ph.CO]
- King JA, Webb JK, Murphy MT, Flambaum VV, Carswell RF, Bainbridge MB, Wilczynska MR, Koch FE (2012a) Spatial variation in the fine-structure constant – new results from VLT/UVES. *Mon Not Roy Astron Soc* 422:3370–3413. <https://doi.org/10.1111/j.1365-2966.2012.20852.x>. [arXiv:1202.4758](https://arxiv.org/abs/astro-ph.CO/1202.4758) [astro-ph.CO]
- King JA, Webb JK, Murphy MT, Flambaum VV, Carswell RF, Bainbridge MB, Wilczynska MR, Koch FE (2012b) Spatial variation in the fine-structure constant – new results from VLT/UVES. *Mon Not Roy Astron Soc* 422:3370–3413. <https://doi.org/10.1111/j.1365-2966.2012.20852.x>. [arXiv:1202.4758](https://arxiv.org/abs/astro-ph.CO/1202.4758) [astro-ph.CO]
- King RA, Siddiqi A, Allen WD, Schaefer HF (2010) Chemistry as a function of the fine-structure constant and the electron-proton mass ratio. *Phys Rev A* 81:042523. <https://doi.org/10.1103/PhysRevA.81.042523>, URL <https://link.aps.org/doi/10.1103/PhysRevA.81.042523>
- Kiritis E (1999) Supergravity, d-brane probes and thermal super yang-mills: A comparison. *J High Energy Phys* 1999(10):010. <https://doi.org/10.1088/1126-6708/1999/10/010>. [arXiv:hep-th/9906206](https://arxiv.org/abs/hep-th/9906206)
- Klein O (1926) Quantum theory and five-dimensional relativity theory. *Z Phys* 37:894–906. <https://doi.org/10.1080/01422418608228771>, reprinted in *Surveys High Energ. Phys.*, **5**, 241–244, (1986)
- Kneller JP, Steigman G (2003) Big bang nucleosynthesis and cmb constraints on dark energy. *Phys Rev D* 67:063501. <https://doi.org/10.1103/PhysRevD.67.063501>
- Knox L, Millea M (2020) Hubble constant hunter’s guide. *Phys Rev D* 101(4):043533. <https://doi.org/10.1103/PhysRevD.101.043533>. [arXiv:1908.03663](https://arxiv.org/abs/astro-ph.CO/1908.03663) [astro-ph.CO]
- Kobayashi J, Ogino A, Inouye S (2019) Measurement of the variation of electron-to-proton mass ratio using ultracold molecules produced from laser-cooled atoms. *Nature Commun* 10(1):3771. <https://doi.org/10.1038/s41467-019-11761-1>. [arXiv:1908.08722](https://arxiv.org/abs/astro-ph/1908.08722) [physics.atom-ph]
- Kobayashi T, Takamizawa A, Akamatsu D, Kawasaki A, Nishiyama A, Hosaka K, Hisai Y, Wada M, Inaba H, Tanabe T, Yasuda M (2022) Search for ultralight dark matter from long-term frequency comparisons of optical and microwave atomic clocks. *Phys Rev Lett* 129:241301. <https://doi.org/10.1103/PhysRevLett.129.241301>, URL <https://link.aps.org/doi/10.1103/PhysRevLett.129.241301>
- Kofman L (2003) Probing string theory with modulated cosmological fluctuations. *arXiv e-prints* [arXiv:astro-ph/0303614](https://arxiv.org/abs/astro-ph/0303614)
- Kofman L, Bernardeau F, Uzan JP (2004) Modulated fluctuations from hybrid inflation. *Phys Rev D* 70:083004. [astro-ph/0403315](https://arxiv.org/abs/astro-ph/0403315)

- Kokish MG, Stollenwerk PR, Kajita M, Odom BC (2018) Prospects for a polar-molecular-ion optical probe of varying proton-electron mass ratio. *Phys Rev A* 98(5):052513. <https://doi.org/10.1103/PhysRevA.98.052513>. [arXiv:1710.08589](https://arxiv.org/abs/1710.08589) [physics.atom-ph]
- Kolb EW, Perry MJ, Walker TP (1986) Time variation of fundamental constants, primordial nucleosynthesis and the size of extra dimensions. *Phys Rev D* 33:869. <https://doi.org/10.1103/PhysRevD.33.869>
- Komatsu E, Dunkley J, Nolte MR, Bennett CL, Gold B, Hinshaw G, Jarosik N, Larson D, Limon M, Page L, Spergel DN, Halpern M, Hill RS, Kogut A, Meyer SS, Tucker GS, Weiland JL, Wollack E, Wright EL (2009) Five-year wilkinson microwave anisotropy probe (wmap) observations: cosmological interpretation. *Astrophys J Suppl Ser* 180:330–376. <https://doi.org/10.1088/0067-0049/180/2/330>. [arXiv:0803.0547](https://arxiv.org/abs/0803.0547) [astro-ph]
- Komatsu E, et al. (2011) Seven-Year Wilkinson Microwave Anisotropy Probe (WMAP) Observations: Cosmological Interpretation. *Astrophys J Suppl* 192:18. <https://doi.org/10.1088/0067-0049/192/2/18>. [arXiv:1001.4538](https://arxiv.org/abs/1001.4538) [astro-ph.CO]
- Kondov SS, Lee CH, Leung KH, Liedl C, Majewska I, Moszynski R, Zelevinsky T (2019) Molecular lattice clock with long vibrational coherence. *Nature Phys* 15(11):1118–1122. <https://doi.org/10.1038/s41567-019-0632-3>. [arXiv:1904.04891](https://arxiv.org/abs/1904.04891) [physics.atom-ph]
- Korennov S, Descouvemont P (2004) A microscopic three-cluster model in the hyperspherical formalism. *Nucl Phys A* 740:249. <https://doi.org/10.1016/j.nuclphysa.2004.05.013>
- Kostelecký V, Lehnert R, Perry MJ (2003) Spacetime-varying couplings and lorentz violation. *Phys Rev D* 68:123511. <https://doi.org/10.1103/PhysRevD.68.123511>. [arXiv:astro-ph/0212003](https://arxiv.org/abs/hep-th/0212003)
- Kotuš SM, Murphy MT, Carswell RF (2017) High-precision limit on variation in the fine-structure constant from a single quasar absorption system. <https://doi.org/10.1093/mnras/stw2543>, [arXiv:1609.03860](https://arxiv.org/abs/1609.03860) [astro-ph.CO]
- Kovalsky J (2006) Report on the working group of the Académie des Sciences on Base Units and Fundamental Constants. CIPM report, 95th Meet part 6 4:181. URL <https://www.bipm.org/documents/20126/17315032/CIPM95.pdf.zip>
- Kozlov MG (2011) Sensitivity of microwave transition in H<sub>2</sub>O<sub>2</sub> to variation of the electron-to-proton mass ratio. *Phys Rev A* 84:042120. <https://doi.org/10.1103/PhysRevA.84.042120>. [arXiv:1108.4520](https://arxiv.org/abs/1108.4520) [astro-ph.CO]
- Kozlov MG (2013) Linear polyatomic molecules with  $\Pi$  ground state: Sensitivity to variation of the fundamental constants. *Phys Rev A* 87(3):032104. <https://doi.org/10.1103/PhysRevA.87.032104>. [arXiv:1211.5397](https://arxiv.org/abs/1211.5397) [physics.atom-ph]
- Kozlov MG, Levshakov SA (2011) Sensitivity of the H<sub>3</sub>O<sup>+</sup> inversion-rotational spectrum to changes in  $m_e/m_p$ . *Astrophys J* 726:65. <https://doi.org/10.1088/0004-637X/726/2/65>. [arXiv:1009.3672](https://arxiv.org/abs/1009.3672) [astro-ph.CO]
- Kozlov MG, Levshakov SA (2013) Microwave and submillimeter molecular transitions and their dependence on fundamental constants. *Annalen Phys* 525(7):452–471. <https://doi.org/10.1002/andp.201300010>. [arXiv:1304.4510](https://arxiv.org/abs/1304.4510) [physics.atom-ph]
- Kozlov MG, Porsev SG, Levshakov SA, Reimers D, Molaro P (2008) Mid- and far-infrared fine-structure line sensitivities to hypothetical variability of the fine-structure constant. *Phys Rev A* 77:032119. <https://doi.org/10.1103/PhysRevA.77.032119>. [arXiv:0802.0269](https://arxiv.org/abs/0802.0269) [astro-ph]
- Kozlov MG, Lapinov AV, Levshakov SA (2009) Sensitivity of microwave and FIR spectra to variation of fundamental constants. *Mem Soc Astron Ital* 80:901–904. [arXiv:0910.4799](https://arxiv.org/abs/0910.4799)
- Kozlov MG, Safronova MS, Crespo López-Urrutia JR, Schmidt PO (2018) Highly charged ions: Optical clocks and applications in fundamental physics. *Rev Mod Phys* 90(4):045005. <https://doi.org/10.1103/RevModPhys.90.045005>. [arXiv:1803.06532](https://arxiv.org/abs/1803.06532) [physics.atom-ph]
- Kraisselburd L, Vucetich H (2011) Violation of the weak equivalence principle in bekenstein's theory. *Int J Mod Phys E* 20:101–111. <https://doi.org/10.1142/S0218301311017351>. [arXiv:0902.4146](https://arxiv.org/abs/0902.4146) [gr-qc]
- Krastev PG, Li AA (2007) Constraining a possible time variation of the gravitational constant  $G$  with terrestrial nuclear laboratory data. *Phys Rev C* 76:055804. <https://doi.org/10.1103/PhysRevC.76.055804>. [nucl-th/0702080](https://arxiv.org/abs/nucl-th/0702080)
- Kuroda PK (1956) On the nuclear physical stability of uranium mineral. *J Chem Phys* 25:781. <https://doi.org/10.1063/1.1743058>

- Laker MA, Camacho CD, Jones D, Moody J (2022) The Flux Ratio of the [OIII] $\lambda\lambda 5007, 4959$  Doublet with Redshift. *Symmetry* 14(2):266. <https://doi.org/10.3390/sym14020266>
- Lamoreaux SK, Togerson JR (2004) Neutron moderation in the Oklo natural reactor and the time variation of  $\alpha$ . *Phys Rev D* 69:12170. <https://doi.org/10.1103/PhysRevD.69.12170>. [nucl-th/0309048](https://arxiv.org/abs/nucl-th/0309048)
- Lamoreaux SK, Jacobs JP, Heckel BR, Raab FJ, Fortson EN (1986) New limits on spatial anisotropy from optically-pumped  $^{201}\text{Hg}$  and  $^{199}\text{Hg}$ . *Phys Rev Lett* 57:3125–3128. <https://doi.org/10.1103/PhysRevLett.57.3125>
- Landau SJ, Scóccola CG (2010) Constraints on variation in  $\alpha$  and  $m_e$  from WMAP 7-year data. *Astron Astrophys* 517:A62. <https://doi.org/10.1051/0004-6361/201014215>. [arXiv:1002.1603](https://arxiv.org/abs/1002.1603) [astro-ph.CO]
- Landau SJ, Vucetich H (2002) Testing theories that predict time variation of fundamental constants. *Astrophys J* 570:463. <https://doi.org/10.1086/339775>. [astro-ph/0005316](https://arxiv.org/abs/astro-ph/0005316)
- Landau SJ, Harari DD, Zaldarriaga M (2001) Constraining non-standard recombination: A worked example. *Phys Rev D* 63:083505. <https://doi.org/10.1103/PhysRevD.63.083505>. [astro-ph/0010415](https://arxiv.org/abs/astro-ph/0010415)
- Landau SJ, Bersten M, Sisterna P, Vucetich H (2006a) Testing a string dilaton model with experimental and observational data. In: Grece SA (ed) *New Developments in String Theory Research*. Nova Science, New York, pp 153–173. [astro-ph/0410030](https://arxiv.org/abs/astro-ph/0410030)
- Landau SJ, Mosquera ME, Vucetich H (2006b) Primordial nucleosynthesis with varying of fundamental constants: a semi-analytical approach. *Astrophys J* 637:38. <https://doi.org/10.1086/431417>. [astro-ph/0411150](https://arxiv.org/abs/astro-ph/0411150)
- Landau SJ, Mosquera ME, Scoccola CG, Vucetich H (2008) Early universe constraints on time variation of fundamental constants. *Phys Rev D* 78:083527. <https://doi.org/10.1103/PhysRevD.78.083527>. [arXiv:0809.2033](https://arxiv.org/abs/0809.2033) [astro-ph]
- Landsman K (2015) The Fine-Tuning Argument [arXiv:1505.05359](https://arxiv.org/abs/1505.05359) [physics.hist-ph]
- Langacker P (2004) Time variation of fundamental constants as a probe of new physics. *Int J Mod Phys A* 19S1:157–166. <https://doi.org/10.1142/S0217751X04018671>. [hep-ph/0304093](https://arxiv.org/abs/hep-ph/0304093)
- Langacker P (2017) *The Standard Model and Beyond*. Taylor & Francis. <https://doi.org/10.1201/b22175>
- Langacker P, Segre G, Strassler MJ (2002) Implications of gauge unification for time variation of the fine structure constant. *Phys Lett B* 528:121. [hep-ph/0112233](https://arxiv.org/abs/hep-ph/0112233)
- Lange R, Huntemann N, Rahm JM, Sanner C, Shao H, Lipphardt B, Tamm C, Weyers S, Peik E (2021) Improved limits for violations of local position invariance from atomic clock comparisons. *Phys Rev Lett* 126(1):011102. <https://doi.org/10.1103/PhysRevLett.126.011102>. [arXiv:2010.06620](https://arxiv.org/abs/2010.06620) [physics.atom-ph]
- Langlois D, Noui K (2016) Degenerate higher derivative theories beyond horndeski: evading the ostrogradski instability. *Journal of Cosmology and Astroparticle Physics* 2016(02):034. <https://doi.org/10.1088/1475-7516/2016/02/034>, URL <https://dx.doi.org/10.1088/1475-7516/2016/02/034>
- Le Targat R, Lorini L, Le Coq Y, Zawada M, Guéna J, et al. (2013) Experimental realization of an optical second with strontium lattice clocks. *Nature comm* 4:2109. <https://doi.org/10.1038/ncomms3109>
- Ledoux C, Petitjean P, Fynbo JPU, Moller P, Srianand R (2006) Velocity-Metallicity Correlation for high- $z$  DLA Galaxies: Evidence for a Mass-Metallicity Relation? *Astron Astrophys* 457:71–78. <https://doi.org/10.1051/0004-6361:20054242>. [arXiv:astro-ph/0606185](https://arxiv.org/abs/astro-ph/0606185)
- Lee CC, Webb JK, Milaković D, Carswell RF (2021) Non-uniqueness in quasar absorption models and implications for measurements of the fine structure constant. *Mon Not Roy Astron Soc* 507(1):27–42. <https://doi.org/10.1093/mnras/stab2005>. [arXiv:2102.11648](https://arxiv.org/abs/2102.11648) [astro-ph.CO]
- Lee CC, Webb JK, Carswell RF, Dzuba VA, Flambaum VV, Milaković D (2022a) Varying alpha, blinding, and bias in existing measurements [arXiv:2212.00791](https://arxiv.org/abs/2212.00791) [astro-ph.CO]
- Lee CC, Webb JK, Dougan D, Dzuba VA, Flambaum VV (2022b) Measuring the fine structure constant on white dwarf surfaces; uncertainties from continuum placement variations [arXiv:2212.00434](https://arxiv.org/abs/2212.00434) [astro-ph.IM]
- Lee CC, Webb JK, Dougan D, Dzuba VA, Flambaum VV, Milaković D (2024) Searching for new physics using high precision absorption spectroscopy; continuum placement

- uncertainties and the fine structure constant in strong gravity [arXiv:2410.01849](#) [astro-ph.SR]
- Lee D, Meißner UG, Olive KA, Shifman M, Vonk T (2020)  $\theta$ -dependence of light nuclei and nucleosynthesis. *Phys Rev Res* 2(3):033392. <https://doi.org/10.1103/PhysRevResearch.2.033392>. [arXiv:2006.12321](#) [hep-ph]
- Lee DS, Lee W, Ng KW (2005) Bound on the time variation of the fine structure constant driven by quintessence. *Int J Mod Phys D* 14:335. [astro-ph/0309316](#)
- Lee N, Ali-Haïmoud Y, Schöneberg N, Poulin V (2023) What It Takes to Solve the Hubble Tension through Modifications of Cosmological Recombination. *Phys Rev Lett* 130(16):161003. <https://doi.org/10.1103/PhysRevLett.130.161003>. [arXiv:2212.04494](#) [astro-ph.CO]
- Lee S (2007) Time variation of fine structure constant and proton-electron mass ratio with quintessence. *Mod Phys Lett A* 22:2003. <https://doi.org/10.1142/S0217732307025236>. [astro-ph/0702063](#)
- Leefer N, Weber CTM, Cingöz A, Torgerson JR, Budker D (2013) New limits on variation of the fine-structure constant using atomic dysprosium. *Phys Rev Lett* 111:060801. <https://doi.org/10.1103/PhysRevLett.111.060801>. [arXiv:1304.6940](#) [physics.atom-ph]
- Leinweber DB, Lu DH, Thomas AW (1999) Nucleon magnetic moments beyond the perturbative chiral regime. *Phys Rev D* 60:034014. <https://doi.org/10.1103/PhysRevD.60.034014>. [hep-lat/981005](#)
- Leite ACO, Martins CJAP (2016) Current and future constraints on Bekenstein-type models for varying couplings. *Phys Rev D* 94(2):023503. <https://doi.org/10.1103/PhysRevD.94.023503>. [arXiv:1607.01677](#) [astro-ph.CO]
- Leite ACO, Martins CJAP, Pedrosa POJ, Nunes NJ (2014) Fundamental cosmology from precision spectroscopy: Varying couplings. *Phys Rev D* 90(6):063519. <https://doi.org/10.1103/PhysRevD.90.063519>. [arXiv:1409.3963](#) [astro-ph.CO]
- Leite ACO, Martins CJAP, Molaro P, Corre D, Cristiani S (2016) Dark energy constraints from ESPRESSO tests of the stability of fundamental couplings. *Phys Rev D* 94(12):123512. <https://doi.org/10.1103/PhysRevD.94.123512>. [arXiv:1612.05284](#) [astro-ph.CO]
- Lemos T, Gonçalves RS, Carvalho JC, Alcaniz JS (2023) Cosmological model-independent constraints on the baryon fraction in the IGM from fast radio bursts and supernovae data. *Eur Phys J C* 83(2):138. <https://doi.org/10.1140/epjc/s10052-023-11275-7>. [arXiv:2205.07926](#) [astro-ph.CO]
- Lemos T, Gonçalves R, Carvalho J, Alcaniz J (2024) A search for the fine-structure constant evolution from fast radio bursts and type Ia supernovae data [arXiv:2406.11691](#) [astro-ph.CO]
- Lentati L, et al. (2013) Variations in the Fundamental constants in the QSO Host J1148+5251 at  $z = 6.4$  and the BR1202-0725 System at  $z = 4.7$ . *Mon Not Roy Astron Soc* 430:2454. <https://doi.org/10.1093/mnras/stt070>. [arXiv:1211.3316](#) [astro-ph.CO]
- Leslie J (1989) *Universes*. Routledge, London; New York
- Leszczynska K, Dabrowski MP, Denkiewicz T (2019) Varying constants driven baryogenesis. *Eur Phys J C* 79(3):222. <https://doi.org/10.1140/epjc/s10052-019-6744-1>. [arXiv:1804.10045](#) [hep-th]
- Levshakov SA (2004) Astrophysical constraints on hypothetical variability of fundamental constants. In: Karshenboim SG, Peik E (eds) *Astrophysics, Clocks and Fundamental Constants*. Lecture Notes in Physics, vol 648. Springer, Berlin, pp 151–166. [https://doi.org/10.1007/978-3-540-40991-5\\_10](https://doi.org/10.1007/978-3-540-40991-5_10). [astro-ph/0309817](#)
- Levshakov SA (2016) Testing the variation of fundamental constants by astrophysical methods: overview and prospects. [arXiv:1603.01262](#) [astro-ph.IM]
- Levshakov SA, Centurión M, Molaro P, D’Odorico S (2006a) Most precise single redshift bound to  $\Delta\alpha/\alpha$ . *Astrophys J* 637:38. <https://doi.org/10.1051/0004-6361:20053827>. [astro-ph/0511765](#)
- Levshakov SA, Centurión M, Molaro P, Kostina MV (2006b) VLT/UVES constraints on the carbon isotope ratio  $^{12}\text{C}/^{13}\text{C}$  at  $z = 1.15$  toward the quasar HE 0515-4414. *Astron Astrophys* 447:L21. <https://doi.org/10.1051/0004-6361:200600001>. [astro-ph/0602303](#)
- Levshakov SA, Molaro P, Lopez S, D’Odorico S, Centurión M, Bonifacio P, Agafonova II, Reimers D (2007) A new measure of  $\Delta\alpha/\alpha$  at redshift  $z = 1.84$  from very high



- resolution spectra of Q 1101-264. *Astron Astrophys* 466:1077–1082. <https://doi.org/10.1051/0004-6361:20066064>. astro-ph/0703042
- Levshakov SA, Molaro P, Kozlov MG (2008a) On spatial variations of the electron-to-proton mass ratio in the Milky Way. arXiv e-prints [arXiv:0808.0583](https://arxiv.org/abs/0808.0583) [astro-ph]
- Levshakov SA, Reimers D, Kozlov MG, Porsev SG, Molaro P (2008b) A new approach for testing variations of fundamental constants over cosmic epochs using FIR fine-structure lines. *Astron Astrophys* 479:719. <https://doi.org/10.1051/0004-6361:20079116>. [arXiv:0712.2890](https://arxiv.org/abs/0712.2890) [astro-ph]
- Levshakov SA, Agafonova II, Molaro P, Reimers D (2009) Spatial and temporal variations of fundamental constants. *Mem Soc Astron Ital* 80:850–858
- Levshakov SA, Lapinov AV, Henkel C, Molaro P, Reimers D, Kozlov MG, Agafonova II (2010a) Searching for chameleon-like scalar fields with the ammonia method ii. mapping of cold molecular cores in  $\text{NH}_3$  and  $\text{HC}_3\text{N}$  lines. *Astron Astrophys* 524:A32. <https://doi.org/10.1051/0004-6361/201015332>. [arXiv:1008.1160](https://arxiv.org/abs/1008.1160) [astro-ph.CO]
- Levshakov SA, Molaro P, Lapinov AV, Reimers D, Henkel C, Sakai T (2010b) Searching for chameleon-like scalar fields with the ammonia method. *Astron Astrophys* 512:A44. <https://doi.org/10.1051/0004-6361/201015332>. [arXiv:0911.3732](https://arxiv.org/abs/0911.3732) [astro-ph.CO]
- Levshakov SA, Molaro P, Reimers D (2010c) Searching for spatial variations of  $\alpha^2/\mu$  in the Milky Way. *Astron Astrophys* 516:A113. <https://doi.org/10.1051/0004-6361/200913558>. [arXiv:1004.0783](https://arxiv.org/abs/1004.0783) [astro-ph.CO]
- Levshakov SA, Kozlov MG, Reimers D (2011) Methanol as a tracer of fundamental constants. *Astrophys J* 738:26. <https://doi.org/10.1088/0004-637X/738/1/26>. [arXiv:1106.1569](https://arxiv.org/abs/1106.1569) [astro-ph.CO]
- Levshakov SA, Combes F, Boone F, Agafonova II, Reimers D, Kozlov MG (2012) An upper limit to the variation in the fundamental constants at redshift  $z = 5.2$ . *Astron Astrophys* 540:L9. <https://doi.org/10.1051/0004-6361/201219042>. [arXiv:1203.3649](https://arxiv.org/abs/1203.3649) [astro-ph.CO]
- Levshakov SA, Reimers D, Henkel C, Winkel B, Mignano A, Centurion M, Molaro P (2013) Limits on the spatial variations of the electron-to-proton mass ratio in the Galactic plane. *Astron Astrophys* 559:A91. <https://doi.org/10.1051/0004-6361/201322535>. [arXiv:1310.1850](https://arxiv.org/abs/1310.1850) [astro-ph.GA]
- Levshakov SA, Henkel C, Reimers D, Molaro P (2014) Limits on the space-time variations of fundamental constants. *Mem Soc Ast It* 85(1):90–95. [arXiv:1307.8266](https://arxiv.org/abs/1307.8266) [astro-ph.CO]
- Levshakov SA, Ng KW, Henkel C, Mookerjee B (2017) [CI], [CII] and CO emission lines as a probe for  $\alpha$  variations at low and high redshifts. *Mon Not Roy Astron Soc* 471(2):2143–2150. <https://doi.org/10.1093/mnras/stx1782>. [arXiv:1707.03760](https://arxiv.org/abs/1707.03760) [astro-ph.GA]
- Levshakov SA, Ng KW, Henkel C, Mookerjee B, Agafonova II, Liu SY, Wang WH (2019) Testing the weak equivalence principle by differential measurements of fundamental constants in the Magellanic Clouds. *Mon Not Roy Astron Soc* 487(4):5175–5187. <https://doi.org/10.1093/mnras/stz1628>. [arXiv:1906.03682](https://arxiv.org/abs/1906.03682) [astro-ph.CO]
- Levshakov SA, Kozlov MG, Agafonova II (2020) Constraints on the electron-to-proton mass ratio variation at the epoch of reionization. *Mon Not Roy Astron Soc* 498(3):3624–3632. <https://doi.org/10.1093/mnras/staa2635>. [arXiv:2008.11143](https://arxiv.org/abs/2008.11143) [astro-ph.CO]
- Levshakov SA, Agafonova II, Henkel C, Kim KT, Kozlov MG, Lankhaar B, Yang W (2022) Probing the electron-to-proton mass ratio gradient in the Milky Way with Class I methanol masers. *Mon Not Roy Astron Soc* 511(1):413–424. <https://doi.org/10.1093/mnras/stac024>. [arXiv:2112.14560](https://arxiv.org/abs/2112.14560) [astro-ph.GA]
- Lévy H, Bergé J, Uzan JP (2022) Solving nonlinear Klein-Gordon equations on unbounded domains via the finite element method. *Phys Rev D* 106(12):124021. <https://doi.org/10.1103/PhysRevD.106.124021>. [arXiv:2209.07226](https://arxiv.org/abs/2209.07226) [gr-qc]
- Lévy-Leblond JM (1979) The importance of being (a) constant. In: Toraldo di Francia G (ed) *Problems in the Foundations of Physics*. North-Holland, Amsterdam; New York, pp 237–263
- Lewis A, Challinor A (2007) The 21 cm angular-power spectrum from dark ages. *Phys Rev D* 76:083005. <https://doi.org/10.1103/PhysRevD.76.083005>. astro-ph/0702600
- Li B, Chu MC (2006a) Big bang nucleosynthesis constraints on universal extra dimensions and varying fundamental constants. *Phys Rev D* 73:025004. astro-ph/0511013
- Li B, Chu MC (2006b) Big bang nucleosynthesis with an evolving radion in the brane world scenario. *Phys Rev D* 73:023509. <https://doi.org/10.1103/PhysRevD.73.023509>. astro-

- ph/0511642
- Li B, Mota DF, Barrow JD (2011) Varying  $\alpha$  from N-body Simulations. *Astrophys J* 728:108. <https://doi.org/10.1088/0004-637X/728/2/108>. arXiv:1009.1396 [astro-ph.CO]
- Li G, Sun L, Chen X, Zhou H (2023) Time variation of fine-structure constant constrained by [O iii] emission-lines at  $1.1 < z < 3.7$ . *Mon Not Roy Astron Soc* 527(3):4913–4935. <https://doi.org/10.1093/mnras/stad3240>. arXiv:2310.17947 [astro-ph.GA]
- Li YC, Wu FQ, Chen X (2013) Constraints on the Brans-Dicke gravity theory with the Planck data. *Phys Rev D* 88:084053. <https://doi.org/10.1103/PhysRevD.88.084053>. arXiv:1305.0055 [astro-ph.CO]
- Lichnerowicz A (1955) *Théories Relativistes de la Gravitation et de l'Électromagnétisme: Relativité Générale et Théories Unitaires*. Masson, Paris
- Lindner M, Leich DA, Borg RJ, Russ GP, Bazan JM, Simons DS, Date AR (1986) Direct laboratory determination of the  $^{187}\text{Re}$  half-life. *Nature* 320:246–248. <https://doi.org/10.1038/320246a0>
- Lisdat C, Grosche G, Quintin N, et al. (2016) A clock network for geodesy and fundamental science. *Nat Commun* 7:12443. <https://doi.org/10.1038/ncomms12443>
- Litvinova E, Feldmeier H, Dobaczewski J, Flambaum V (2009) Nuclear structure of lowest Th-229 states and time-dependent fundamental constants. *Phys Rev C* 79:064303. <https://doi.org/10.1103/PhysRevC.79.064303>. arXiv:0901.1240 [nucl-th]
- Liu ZE, Liu WF, Zhang TJ, Zhai ZX, Bora K (2021) Probing the Time Variation of a Fine Structure Constant Using Galaxy Clusters and the Quintessence Model. *Astrophys J* 922(1):19. <https://doi.org/10.3847/1538-4357/ac2150>. arXiv:2109.00134 [astro-ph.CO]
- Livio M, Hollowell D, Weiss A, Truran JW (1989) On the anthropic significance of the existence of an excited state of  $^{12}\text{C}$ . *Nature* 340:281–284. <https://doi.org/10.1038/340281a0>
- LNE (2019) *Le SI et la métrologie en France*. EDP Sciences, Paris, France
- Lopes I, Silk J (2001) The implications for helioseismology of experimental uncertainties in Newton's constant. arXiv e-prints arXiv:astro-ph/0112310
- Lopez-Honorez L, Mena O, Palomares-Ruiz S, Villanueva-Domingo P, Witte SJ (2020) Variations in fundamental constants at the cosmic dawn. *JCAP* 06:026. <https://doi.org/10.1088/1475-7516/2020/06/026>. arXiv:2004.00013 [astro-ph.CO]
- Lorén-Aguilar P, García-Berro E, Isern J, Kubyshin YA (2003) Time variation of  $G$  and  $\alpha$  within models with extra dimensions. *Class Quantum Grav* 20:3885–3896. <https://doi.org/10.1088/0264-9381/20/18/302>. astro-ph/0309722
- Lovelock D (1971) The Einstein Tensor and Its Generalizations. *Journal of Mathematical Physics* 12(3):498–501. <https://doi.org/10.1063/1.1665613>, URL [https://pubs.aip.org/aip/jmp/article-pdf/12/3/498/19155957/498\\_1\\_online.pdf](https://pubs.aip.org/aip/jmp/article-pdf/12/3/498/19155957/498_1_online.pdf)
- Ludlow AD, Boyd MM, Ye J, Peik E, Schmidt PO (2015) Optical atomic clocks. *Rev Mod Phys* 87:637–701. <https://doi.org/10.1103/RevModPhys.87.637>
- Lugmair GW, Galer SJ (1992) Age and isotopic relationships among the angrite Lewis Cliff 86010 and Angra dos Reis. *Geochim Cosmochim Acta* 56:1673. [https://doi.org/10.1016/0016-7037\(92\)90234-A](https://doi.org/10.1016/0016-7037(92)90234-A)
- Luo F, Olive KA, Uzan JP (2011) Gyromagnetic Factors and Atomic Clock Constraints on the Variation of Fundamental Constants. *Phys Rev D* 84:096004. <https://doi.org/10.1103/PhysRevD.84.096004>. arXiv:1107.4154 [hep-ph]
- Ma CP, Bertschinger E (1995) Cosmological perturbation theory in the synchronous and conformal Newtonian gauge. *Astrophys J* 455:7–25. <https://doi.org/10.1086/176550>. astro-ph/9506072
- MacGibbon JH (2007) Black hole constraints on varying fundamental constants. *Phys Rev Lett* 99:061301. <https://doi.org/10.1103/PhysRevLett.99.061301>
- Madau P, Fragos T (2017) Radiation Backgrounds at Cosmic Dawn: X-Rays from Compact Binaries. *Astrophys J* 840(1):39. <https://doi.org/10.3847/1538-4357/aa6af9>. arXiv:1606.07887 [astro-ph.GA]
- Maeda KI (1988) On time variation of fundamental constants in superstring theories. *Mod Phys Lett A* 3:243–249. <https://doi.org/10.1142/S0217732388000295>
- Magano DMN, Vilas Boas JMA, Martins CJAP (2017) Current and Future White Dwarf Mass-radius Constraints on Varying Fundamental Couplings and Unification

- Scenarios. *Phys Rev D* 96(8):083012. <https://doi.org/10.1103/PhysRevD.96.083012>. [arXiv:1710.05828](https://arxiv.org/abs/1710.05828) [astro-ph.CO]
- Magnani P, Schiavon M, Smith ARH, Terno DR, Vallone G, Vedovato F, Villaresi P, Vinjanampathy S (2019) Quantum satellites and tests of relativity. In: 15th Marcel Grossmann Meeting on Recent Developments in Theoretical and Experimental General Relativity, Astrophysics, and Relativistic Field Theories. [arXiv:1906.04415](https://arxiv.org/abs/1906.04415) [quant-ph]
- Magueijo J (2003) New varying speed of light theories. *Rep Prog Phys* 66:2025–2068. <https://doi.org/10.1088/0034-4885/66/11/R04>. [astro-ph/0305457](https://arxiv.org/abs/astro-ph/0305457)
- Maiolino R, et al. (2013) A Community Science Case for E-ELT HIRES [arXiv:1310.3163](https://arxiv.org/abs/1310.3163) [astro-ph.IM]
- Malec AL, Buning R, Murphy MT, Milutinovic N, Ellison SL, Prochaska JX, Kaper L, Tumlinson J, Carswell RF, Ubachs W (2009) New limit on a varying proton-to-electron mass ratio from high-resolution optical quasar spectra. *Mem Soc Astron Ital* 80:882–887
- Maleki L, Prestage J (2004) Search for new physics with atomic clocks. In: Karshenboim SG, Peik E (eds) *Astrophysics, Clocks and Fundamental Constants. Lecture Notes in Physics*, vol 648. Springer, Berlin, pp 331–341. [https://doi.org/10.1007/978-3-540-40991-5\\_10](https://doi.org/10.1007/978-3-540-40991-5_10)
- Mansfield VN (1976) Pulsar spin down and cosmologies with varying gravity. *Nature* 261:560. <https://doi.org/10.1038/261560a0>
- Mantry S (2010) Probing Long Range Scalar Dark Forces in Terrestrial Experiments. *AIP Conf Proc* 1241(1):1025–1032. <https://doi.org/10.1063/1.3462596>. [arXiv:0911.4508](https://arxiv.org/abs/0911.4508) [hep-ph]
- Mantz AB, et al. (2021) Cosmological constraints from gas mass fractions of massive, relaxed galaxy clusters. *Mon Not Roy Astron Soc* 510(1):131–145. <https://doi.org/10.1093/mnras/stab3390>. [arXiv:2111.09343](https://arxiv.org/abs/2111.09343) [astro-ph.CO]
- Marciano WJ (1984) Time variation of the fundamental ‘constants’ and Kaluza-Klein theories. *Phys Rev Lett* 52:489–491. <https://doi.org/10.1103/PhysRevLett.52.489>
- Marcori OH, Pitrou C, Uzan JP, Pereira TS (2018) Direction and redshift drifts for general observers and their applications in cosmology. *Phys Rev D* 98(2):023517. <https://doi.org/10.1103/PhysRevD.98.023517>. [arXiv:1805.12121](https://arxiv.org/abs/1805.12121) [astro-ph.CO]
- Mariano A, Perivolaropoulos L (2012) Is there correlation between Fine Structure and Dark Energy Cosmic Dipoles? *Phys Rev D* 86:083517. <https://doi.org/10.1103/PhysRevD.86.083517>. [arXiv:1206.4055](https://arxiv.org/abs/1206.4055) [astro-ph.CO]
- Mariano A, Perivolaropoulos L (2013) CMB Maximum temperature asymmetry Axis: Alignment with other cosmic asymmetries. *Phys Rev D* 87(4):043511. <https://doi.org/10.1103/PhysRevD.87.043511>. [arXiv:1211.5915](https://arxiv.org/abs/1211.5915) [astro-ph.CO]
- Marion H, Pereira Dos Santos F, Abgrall M, Zhang S, Sortais Y, Bize S, Maksimovic I, Calonico D, Grünert J, Mandache C, Lemonde P, Santarelli G, Laurent P, Clairon A, Salomon C (2003) A search for variations of fundamental constants using atomic fountain clock. *Phys Rev Lett* 90:150801. <https://doi.org/10.1103/PhysRevLett.90.150801>. [physics/0212112](https://arxiv.org/abs/physics/0212112)
- Marra V, Perivolaropoulos L (2021) Rapid transition of  $G_{\text{eff}}$  at  $z \simeq 0.01$  as a possible solution of the Hubble and growth tensions. *Phys Rev D* 104(2):L021303. <https://doi.org/10.1103/PhysRevD.104.L021303>. [arXiv:2102.06012](https://arxiv.org/abs/2102.06012) [astro-ph.CO]
- Marra V, Rosati F (2005) Cosmological evolution of  $\alpha$  driven by a general coupling with quintessence. *J Cosmol Astropart Phys* 2005(05):011. <https://doi.org/10.1088/1475-7516/2005/05/011>. [astro-ph/0501515](https://arxiv.org/abs/astro-ph/0501515)
- Marsh DJE, Silk J (2014) A Model For Halo Formation With Axion Mixed Dark Matter. *Mon Not Roy Astron Soc* 437(3):2652–2663. <https://doi.org/10.1093/mnras/stt2079>. [arXiv:1307.1705](https://arxiv.org/abs/1307.1705) [astro-ph.CO]
- Marshall MA, Ellingsen SP, Lovell JEJ, Dickey JM, Voronkov MA, Breen SL (2017) Methanol absorption in PKS B1830-211 at milliarcsecond scales. *Mon Not Roy Astron Soc* 466(2):2450–2457. <https://doi.org/10.1093/mnras/stw3295>. [arXiv:1612.05847](https://arxiv.org/abs/1612.05847) [astro-ph.GA]
- Martin J, Schmid C, Uzan JP (2006) Testing for  $w < -1$  in the solar system. *Phys Rev Lett* 96:061303. <https://doi.org/10.1103/PhysRevLett.96.061303>. [astro-ph/0510208](https://arxiv.org/abs/astro-ph/0510208)
- Martinelli M, Menegoni E, Melchiorri A (2012) Future constraints on variations of the fine structure constant from combined CMB and weak lensing measurements. *Phys Rev D* 85:123526. <https://doi.org/10.1103/PhysRevD.85.123526>. [arXiv:1202.4373](https://arxiv.org/abs/1202.4373) [astro-



- ph.CO]
- Martinelli M, et al. (2021) Euclid: Constraining dark energy coupled to electromagnetism using astrophysical and laboratory data. *Astron Astrophys* 654:A148. <https://doi.org/10.1051/0004-6361/202141353>. [arXiv:2105.09746](https://arxiv.org/abs/2105.09746) [astro-ph.CO]
- Martínez Fiorenzano AF, Vladilo G, Bonifacio P (2003) Search for  $\alpha$  variation in UVES spectra: Analysis of C IV and Si IV doublets towards QSO 1101-264. *Mem Soc Astron Ital* 3:252–255. [astro-ph/0312270](https://arxiv.org/abs/astro-ph/0312270)
- Martins CJAP (2017) The status of varying constants: a review of the physics, searches and implications <https://doi.org/10.1088/1361-6633/aa860e>. [arXiv:1709.02923](https://arxiv.org/abs/1709.02923) [astro-ph.CO]
- Martins CJAP (2021) Primordial nucleosynthesis with varying fundamental constants: Degeneracies with cosmological parameters. *Astron Astrophys* 646:A47. <https://doi.org/10.1051/0004-6361/202039605>. [arXiv:2012.10505](https://arxiv.org/abs/2012.10505) [astro-ph.CO]
- Martins CJAP, Pinho AMM (2015) Fine-structure constant constraints on dark energy. *Phys Rev D* 91(10):103501. <https://doi.org/10.1103/PhysRevD.91.103501>. [arXiv:1505.02196](https://arxiv.org/abs/1505.02196) [astro-ph.CO]
- Martins CJAP, Pinho AMM (2017) Stability of fundamental couplings: a global analysis. *Phys Rev D* 95(2):023008. <https://doi.org/10.1103/PhysRevD.95.023008>. [arXiv:1701.08724](https://arxiv.org/abs/1701.08724) [astro-ph.CO]
- Martins CJAP, Vacher L (2019) Astrophysical and local constraints on string theory: Runaway dilaton models. *Phys Rev D* 100(12):123514. <https://doi.org/10.1103/PhysRevD.100.123514>. [arXiv:1911.10821](https://arxiv.org/abs/1911.10821) [astro-ph.CO]
- Martins CJAP, Vila Miñana M (2019) Consistency of local and astrophysical tests of the stability of fundamental constants. *Phys Dark Univ* 25:100301. <https://doi.org/10.1016/j.dark.2019.100301>. [arXiv:1904.07896](https://arxiv.org/abs/1904.07896) [astro-ph.CO]
- Martins CJAP, Melchiorri A, Rocha G, Trotta R, Avelino PP, Viana PTP (2004) Wmap constraints on varying  $\alpha$  and the promise of reionization. *Phys Lett B* 585:29–34. <https://doi.org/10.1016/j.physletb.2003.11.080>. [astro-ph/0302295](https://arxiv.org/abs/astro-ph/0302295)
- Martins CJAP, Menegoni E, Galli S, Mangano G, Melchiorri A (2010) Varying couplings in the early universe: correlated variations of  $\alpha$  and  $G$ . *Phys Rev D* 82:023532. <https://doi.org/10.1103/PhysRevD.82.023532>. [arXiv:1001.3418](https://arxiv.org/abs/1001.3418) [astro-ph.CO]
- Martins CJAP, Pinho AMM, Alves RFC, Pino M, Rocha CISA, von Wietersheim M (2015a) Dark energy and Equivalence Principle constraints from astrophysical tests of the stability of the fine-structure constant. *JCAP* 08:047. <https://doi.org/10.1088/1475-7516/2015/08/047>. [arXiv:1508.06157](https://arxiv.org/abs/1508.06157) [astro-ph.CO]
- Martins CJAP, Vielzeuf PE, Martinelli M, Calabrese E, Pandolfi S (2015b) Evolution of the fine-structure constant in runaway dilaton models. *Phys Lett B* 743:377–382. <https://doi.org/10.1016/j.physletb.2015.03.002>. [arXiv:1503.05068](https://arxiv.org/abs/1503.05068) [astro-ph.CO]
- Martins CJAP, Pinho AMM, Carreira P, Gusart A, López J, Rocha CISA (2016) Fine-structure constant constraints on dark energy: II. Extending the parameter space. *Phys Rev D* 93(2):023506. <https://doi.org/10.1103/PhysRevD.93.023506>. [arXiv:1601.02950](https://arxiv.org/abs/1601.02950) [astro-ph.CO]
- Martins CJAP, Ferreira FPSA, Marto PV (2022a) Varying fine-structure constant cosmography. *Phys Lett B* 827:137002. <https://doi.org/10.1016/j.physletb.2022.137002>. [arXiv:2203.02781](https://arxiv.org/abs/2203.02781) [astro-ph.CO]
- Martins CJAP, et al. (2022b) Fundamental physics with ESPRESSO: Constraints on Bekenstein and dark energy models from astrophysical and local probes\*. *Phys Rev D* 105(12):123507. <https://doi.org/10.1103/PhysRevD.105.123507>. [arXiv:2205.13848](https://arxiv.org/abs/2205.13848) [astro-ph.CO]
- Martins CJAP, et al. (2024) Cosmology and fundamental physics with the ELT-ANDES spectrograph. *Exper Astron* 57(1):5. <https://doi.org/10.1007/s10686-024-09928-w>. [arXiv:2311.16274](https://arxiv.org/abs/2311.16274) [astro-ph.CO]
- Mastrogiovanni S, Steer D, Barsuglia M (2020) Probing modified gravity theories and cosmology using gravitational-waves and associated electromagnetic counterparts. *Phys Rev D* 102(4):044009. <https://doi.org/10.1103/PhysRevD.102.044009>. [arXiv:2004.01632](https://arxiv.org/abs/2004.01632) [gr-qc]
- Matsas GEA, Pleitez V, Saa A, Vanzella DAT (2007) The Number of dimensional fundamental constants [arXiv:0711.4276](https://arxiv.org/abs/0711.4276) [physics.class-ph]

- Matsas GEA, Pleitez V, Saa A, Vanzella DAT (2024) The number of fundamental constants from a spacetime-based perspective. *Sci Rep* 14(1):22594. <https://doi.org/10.1038/s41598-024-71907-0>. [arXiv:2311.09249](https://arxiv.org/abs/2311.09249) [gr-qc]
- Matsumoto A, et al. (2022) EMPRESS. VIII. A New Determination of Primordial He Abundance with Extremely Metal-poor Galaxies: A Suggestion of the Lepton Asymmetry and Implications for the Hubble Tension. *Astrophys J* 941(2):167. <https://doi.org/10.3847/1538-4357/ac9ea1>. [arXiv:2203.09617](https://arxiv.org/abs/2203.09617) [astro-ph.CO]
- Mc Vittie G (1962) Appendix to The Change of Redshift and Apparent Luminosity of Galaxies due to the Deceleration of Selected Expanding Universes. *Astrophys J* 136:334. <https://doi.org/10.1086/147385>
- McGrew W, Zhang X, Leopardi H, Fasano R, Nicolodi D, et al. (2019a) Towards the optical second: verifying optical clocks at the SI limit. *Optica* 6:448. <https://doi.org/10.1364/OPTICA.6.000448>
- McGrew W, Zhang X, Leopardi H, Fasano R, Nicolodi D, et al. (2019b) Towards the optical second: verifying optical clocks at the SI limit: supplementary materials. *Optica* 6:448. <https://doi.org/https://doi.org/10.6084/m9.figshare.7832189.v1>
- McGuire BA (2018) 2018 Census of Interstellar, Circumstellar, Extragalactic, Protoplanetary Disk, and Exoplanetary Molecules. *Astrophysical Journal Supplement Series* 239(2):17. <https://doi.org/10.3847/1538-4365/aae5d2>. [arXiv:1809.09132](https://arxiv.org/abs/1809.09132) [astro-ph.GA]
- Meißner UG, Metsch BC, Meyer H (2023) The electromagnetic fine-structure constant in primordial nucleosynthesis revisited [arXiv:2305.15849](https://arxiv.org/abs/2305.15849) [hep-th]
- Menegoni E, Galli S, Bartlett J, Martins CJAP, Melchiorri A (2009) New constraints on variations of the fine structure constant from cmb anisotropies. *Phys Rev D* 80:087302. <https://doi.org/10.1103/PhysRevD.80.087302>. [arXiv:0909.3584](https://arxiv.org/abs/0909.3584) [astro-ph.CO]
- Menegoni E, Archidiacono M, Calabrese E, Galli S, Martins CJAP, Melchiorri A (2012) The Fine Structure Constant and the CMB Damping Scale. *Phys Rev D* 85:107301. <https://doi.org/10.1103/PhysRevD.85.107301>. [arXiv:1202.1476](https://arxiv.org/abs/1202.1476) [astro-ph.CO]
- Menten KM, Güsten R, Leurini S, Thorwirth S, Henkel C, Klein B, Carilli CL, Reid MJ (2008) Submillimeter water and ammonia absorption by the peculiar  $z \sim 0.89$  interstellar medium in the gravitational lens of the PKS 1830-211 system. *Astron Astrophys* 492:725–730. <https://doi.org/10.1051/0004-6361:200810041>. [arXiv:0810.2782](https://arxiv.org/abs/0810.2782) [astro-ph]
- Mercuri S, Taveras V (2009) Interaction of the Barbero-Immirzi field with matter and pseudo-scalar perturbations. *Phys Rev D* 80:104007. <https://doi.org/10.1103/PhysRevD.80.104007>. [arXiv:0903.4407](https://arxiv.org/abs/0903.4407) [gr-qc]
- Merkowitz SM (2010) Tests of Gravity Using Lunar Laser Ranging. *Living Rev Rel* 13:7. <https://doi.org/10.12942/lrr-2010-7>
- Mesinger A, Furlanetto S, Cen R (2011) 21cmFAST: A Fast, Semi-Numerical Simulation of the High-Redshift 21-cm Signal. *Mon Not Roy Astron Soc* 411:955. <https://doi.org/10.1111/j.1365-2966.2010.17731.x>. [arXiv:1003.3878](https://arxiv.org/abs/1003.3878) [astro-ph.CO]
- Milaković D, Lee CC, Carswell RF, Webb JK, Molaro P, Pasquini L (2020) A new era of fine structure constant measurements at high redshift. *Mon Not Roy Astron Soc* 500(1):1–21. <https://doi.org/10.1093/mnras/staa3217>. [arXiv:2008.10619](https://arxiv.org/abs/2008.10619) [astro-ph.CO]
- Milaković D, Lee CC, Molaro P, Webb JK (2022) Methods for quasar absorption system measurements of the fine structure constant in the 2020s and beyond. [arXiv:2212.02458](https://arxiv.org/abs/2212.02458) [astro-ph.CO]
- Mitra D, Leung KH, Zelevinsky T (2022) Quantum control of molecules for fundamental physics. *Phys Rev A* 105(4):040101. <https://doi.org/10.1103/PhysRevA.105.040101>. [arXiv:2204.12373](https://arxiv.org/abs/2204.12373) [physics.atom-ph]
- Mohamadnejad A (2019) Cosmological evolution of the proton-to-electron mass ratio in an extended Brans–Dicke theory. *Mod Phys Lett A* 34(34):1950277. <https://doi.org/10.1142/S0217732319502778>. [arXiv:1806.01786](https://arxiv.org/abs/1806.01786) [gr-qc]
- Mohapi N, Hees A, Larena J (2016) Test of the Equivalence Principle in the Dark Sector on Galactic Scales. *JCAP* 03:032. <https://doi.org/10.1088/1475-7516/2016/03/032>. [arXiv:1510.06198](https://arxiv.org/abs/1510.06198) [astro-ph.CO]
- Mohr PJ, Newell DB, Taylor BN (2016) CODATA Recommended Values of the Fundamental Physical Constants: 2014. *Rev Mod Phys* 88(3):035009. <https://doi.org/10.1103/RevModPhys.88.035009>. [arXiv:1507.07956](https://arxiv.org/abs/1507.07956) [physics.atom-ph]

- Molaro P (2009) Newspectrographs for the VLT and E-ELT suited for the measurements of fundamental constant variability. *Mem Soc Astron Ital* 80:912
- Molaro P, Murphy MT, Levshakov SA (2006) Exploring variations in the fundamental constants with ELTs: The CODEX spectrograph on OWL. In: Whitelock PA, Dennefeld M, Leibundgut B (eds) *The Scientific Requirements for Extremely Large Telescopes*. IAU Symposia, vol 232. Cambridge University Press, Cambridge; New York, pp 198–203. [astro-ph/0601264](https://doi.org/10.1017/j.nuclphysbps.2009.07.032)
- Molaro P, Levshakov SA, Monai S, Centurion M, Bonifacio P, D’Odorico S, Monaco L (2008a) Uves radial velocity accuracy from asteroid observations. implications for the fine structure constant variability. *Astron Astrophys* 481:559. [arXiv:0712.3345](https://doi.org/10.1016/j.nuclphysbps.2009.07.032) [astro-ph]
- Molaro P, Reimers D, Agafonova II, Levshakov SA (2008b) Bounds on the fine structure constant variability from Fe II absorption lines in QSO spectra. *Eur Phys J Special Topics* 163:173–189. [https://doi.org/10.1140/epjst/e2008-00818-4](https://doi.org/10.1051/0004-6361/201321351). [arXiv:0712.4380](https://doi.org/10.1051/0004-6361/201321351) [astro-ph]
- Molaro P, Levshakov SA, Kozlov MG (2009) Stringent bounds to spatial variations of the electron-to-proton mass ratio in the milky way. *Nucl Phys B (Proc Suppl)* 194:287–293. [https://doi.org/10.1016/j.nuclphysbps.2009.07.032](https://doi.org/10.1088/1126-6708/2001/09/023). [arXiv:0907.1192](https://doi.org/10.1088/1126-6708/2001/09/023) [astro-ph.CO]
- Molaro P, et al. (2013) The UVES Large Program for Testing Fundamental Physics: I Bounds on a change in alpha towards quasar HE 2217-2818. *Astron Astrophys* 555:A68. <https://doi.org/10.1051/0004-6361/201321351>. [arXiv:1305.1884](https://doi.org/10.1051/0004-6361/201321351) [astro-ph.CO]
- Moore GD, Nelson AE (2001) Lower bound on the propagation speed of gravity from gravitational Cherenkov radiation. *JHEP* 09:023. <https://doi.org/10.1088/1126-6708/2001/09/023>. [arXiv:hep-ph/0106220](https://doi.org/10.1088/1126-6708/2001/09/023)
- Morel L, Yao Z, Cladé P, Guellati-Khélifa S (2020) Determination of the fine-structure constant with an accuracy of 81 parts per trillion. *Nature* 588(7836):61–65. <https://doi.org/10.1038/s41586-020-2964-7>
- Mori K, Kusakabe M (2019) Roles of  ${}^7\text{Be}(n,p){}^7\text{Li}$  resonances in big bang nucleosynthesis with time-dependent quark mass and Li reduction by a heavy quark mass. *Phys Rev D* 99(8):083013. <https://doi.org/10.1103/PhysRevD.99.083013>. [arXiv:1901.03943](https://doi.org/10.1103/PhysRevD.99.083013) [astro-ph.CO]
- Mosquera ME, Civitarese O (2017) Time variation of fundamental constants in nonstandard cosmological models. *Phys Rev C* 96(4):045802. <https://doi.org/10.1103/PhysRevC.96.045802>
- Mota DF, Barrow JD (2004) Local and global variations of the fine structure constant. *Mon Not R Astron Soc* 349:291. <https://doi.org/10.1111/j.1365-2966.2004.07505.x>. [astro-ph/0309273](https://doi.org/10.1111/j.1365-2966.2004.07505.x)
- Mould J, Uddin S (2014) Constraining a possible variation of G with Type Ia supernovae. *Publ Astron Soc Austral* 31:15. <https://doi.org/10.1017/pasa.2014.9>. [arXiv:1402.1534](https://doi.org/10.1017/pasa.2014.9) [astro-ph.CO]
- Müller CM, Schäfer G, Wetterich C (2004) Nucleosynthesis and the variation of fundamental couplings. *Phys Rev D* 70:083504. <https://doi.org/10.1103/PhysRevD.70.083504>. [astro-ph/0405373](https://doi.org/10.1103/PhysRevD.70.083504)
- Müller J, Schneider M, Soffel M, Ruder H (1991) Testing Einstein’s theory of gravity by analyzing Lunar Laser Ranging data. *Astrophys J* 382:L101. <https://doi.org/10.1086/186222>
- Muller S, Beelen A, Guelin M, Aalto S, Black JH, Combes F, Curran S, Theule P, Longmore S (2011) Molecules at  $z=0.89$ : A 4-mm-rest-frame absorption line survey toward PKS 1830-211. *Astron Astrophys* 535:A103. <https://doi.org/10.1051/0004-6361/201117096>. [arXiv:1104.3361](https://doi.org/10.1051/0004-6361/201117096) [astro-ph.CO]
- Muller S, Ubachs W, Menten KM, Henkel C, Kanekar N (2021) A study of submillimeter methanol absorption toward PKS 1830–211: - Excitation, invariance of the proton-electron mass ratio, and systematics. *Astron Astrophys* 652:A5. <https://doi.org/10.1051/0004-6361/202140531>. [arXiv:2105.08015](https://doi.org/10.1051/0004-6361/202140531)
- Murphy MT, Berengut JC (2014) Laboratory atomic transition data for precise optical quasar absorption spectroscopy. *Mon Not Roy Astron Soc* 438(1):388–411. <https://doi.org/10.1093/mnras/stt2204>. [arXiv:1311.2949](https://doi.org/10.1093/mnras/stt2204) [astro-ph.CO]
- Murphy MT, Cooksey KL (2017a) Subaru Telescope limits on cosmological variations in the fine-structure constant. *Monthly Notices of the Royal Astronomical Society* 471(4):4930–4945. <https://doi.org/10.1093/mnras/stx1949>

- Murphy MT, Cooksey KL (2017b) Subaru Telescope limits on cosmological variations in the fine-structure constant. *Mon Not Roy Astron Soc* 471(4):4930–4945. <https://doi.org/10.1093/mnras/stx1949>. [arXiv:1708.00014](https://arxiv.org/abs/1708.00014) [astro-ph.CO]
- Murphy MT, Webb JK, Flambaum VV, Churchill CW, Prochaska JX (2001a) Possible evidence for a variable fine-structure constant from QSO absorption lines: systematic errors. *Mon Not R Astron Soc* 327:1223–1236. <https://doi.org/10.1046/j.1365-8711.2001.04841.x>. [astro-ph/0012420](https://arxiv.org/abs/astro-ph/0012420)
- Murphy MT, Webb JK, Flambaum VV, Drinkwater MJ, Combes F, Wiklind T (2001b) Improved constraints on possible variation of physical constants from H I 21cm and molecular QSO absorption lines. *Mon Not R Astron Soc* 327:1244–1248. <https://doi.org/10.1046/j.1365-8711.2001.04843.x>. [astro-ph/0101519](https://arxiv.org/abs/astro-ph/0101519)
- Murphy MT, Webb JK, Flambaum VV, Dzuba VA, Churchill CW, Prochaska JX, Barrow JD, Wolfe AM (2001c) Possible evidence for a variable fine-structure constant from QSO absorption lines: motivations, analysis and results. *Mon Not R Astron Soc* 327:1208–1222. <https://doi.org/10.1046/j.1365-8711.2001.04840.x>. [astro-ph/0012419](https://arxiv.org/abs/astro-ph/0012419)
- Murphy MT, Webb JK, Flambaum VV, Prochaska JX, Wolfe AM (2001d) Further constraints on variation of the fine-structure constant from alkali-doublet QSO absorption lines. *Mon Not R Astron Soc* 327:1237–1243. <https://doi.org/10.1046/j.1365-8711.2001.04842.x>. [astro-ph/0012421](https://arxiv.org/abs/astro-ph/0012421)
- Murphy MT, Webb JK, Flambaum VV (2003) Further evidence for a variable fine-structure constant from keck/hires QSO absorption spectra. *Mon Not R Astron Soc* 345:609. <https://doi.org/10.1046/j.1365-8711.2003.06970.x>. [astro-ph/0306483](https://arxiv.org/abs/astro-ph/0306483)
- Murphy MT, Flambaum VV, Webb JK, Dzuba VV, Prochaska JX, Wolfe AM (2004) Constraining variations in the fine-structure constant, quark masses and the strong interaction. In: Karshenboim SG, Peik E (eds) *Astrophysics, Clocks and Fundamental Constants*. Lecture Notes in Physics, vol 648. Springer, Berlin, pp 131–150. [https://doi.org/10.1007/978-3-540-40991-5\\_9](https://doi.org/10.1007/978-3-540-40991-5_9). [astro-ph/0310318](https://arxiv.org/abs/astro-ph/0310318)
- Murphy MT, Tzanavaris P, Webb JK, Lovis C (2007a) Selection of ThAr lines for wavelength calibration of echelle spectra and implications for variations in the fine-structure constant. *Mon Not R Astron Soc* 378:221. <https://doi.org/10.1111/j.1365-2966.2007.11768.x>. [astro-ph/0703623](https://arxiv.org/abs/astro-ph/0703623)
- Murphy MT, Webb JK, Flambaum VV (2007b) Comment on ‘limits on the time variation of the electromagnetic fine-structure constant in the low energy limit from absorption lines in the spectra of distant quasars’. *Phys Rev Lett* 99:239001. <https://doi.org/10.1103/PhysRevLett.99.239001>. [arXiv:0708.3677](https://arxiv.org/abs/0708.3677) [astro-ph]
- Murphy MT, Flambaum VV, Muller S, Henkel C (2008a) Strong limit on a variable proton-to-electron mass ratio from molecules in the distant universe. *Science* 320:1611. <https://doi.org/10.1126/science.1156352>. [arXiv:0806.3081](https://arxiv.org/abs/0806.3081) [astro-ph]
- Murphy MT, Webb JK, Flambaum VV (2008b) Revision of vlt/uves constraints on a varying fine-structure constant. *Mon Not R Astron Soc* 384:1053. <https://doi.org/10.1111/j.1365-2966.2007.12695.x>. [astro-ph/0612407](https://arxiv.org/abs/astro-ph/0612407)
- Murphy MT, Webb JK, Flambaum VV (2008c) Revisiting VLT/UVES constraints on a varying fine-structure constant. In: Santos NC, Pasquini L, Correia ACM, Romaniello M (eds) *Precision Spectroscopy in Astrophysics*. ESO Astrophysics Symposia. Springer, Berlin, pp 95–100. [astro-ph/0611080](https://arxiv.org/abs/astro-ph/0611080)
- Murphy MT, Malec AL, Prochaska JX (2016) Precise limits on cosmological variability of the fine-structure constant with zinc and chromium quasar absorption lines. *Mon Not Roy Astron Soc* 461(3):2461–2479. <https://doi.org/10.1093/mnras/stw1482>. [arXiv:1606.06293](https://arxiv.org/abs/1606.06293) [astro-ph.CO]
- Murphy MT, Berke DA, Liu F, Flynn C, Lehmann C, Dzuba VA, Flambaum VV (2022a) A limit on variations in the fine-structure constant from spectra of nearby Sun-like stars. *Science* 378(6620):abi9232. <https://doi.org/10.1126/science.abi9232>. [arXiv:2211.05150](https://arxiv.org/abs/2211.05150) [astro-ph.SR]
- Murphy MT, et al. (2022b) ESPRESSO Probes the Fine-structure Constant. *The Messenger* 188:15–19. <https://doi.org/10.18727/0722-6691/5274>
- Murphy MT, et al. (2022c) Fundamental physics with ESPRESSO: Precise limit on variations in the fine-structure constant towards the bright quasar HE 0515–4414. *Astron Astrophys* 658:A123. <https://doi.org/10.1051/0004-6361/202142257>. [arXiv:2112.05819](https://arxiv.org/abs/2112.05819)

- [astro-ph.CO]
- Nagata R, Chiba T, Sugiyama N (2004) WMAP constraints on scalar-tensor cosmology and the variation of the gravitational constant. *Phys Rev D* 69:083512. <https://doi.org/10.1103/PhysRevD.69.083512>
- Nakashima M, Nagata R, Yokoyama J (2008) Constraints on the time variation of the fine structure constant by the 5yr wmap data. *Prog Theor Phys* 120:1207. <https://doi.org/10.1143/PTP.120.1207>. [arXiv:0810.1098](https://arxiv.org/abs/0810.1098) [astro-ph]
- Nakashima M, Ichikawa K, Nagata R, Yokoyama J (2010a) Constraining the time variation of the coupling constants from cosmic microwave background: effect of  $\lambda_{\text{qed}}$ . *J Cosmol Astropart Phys* 2010(01):030. <https://doi.org/10.1088/1475-7516/2010/01/030>. [arXiv:0810.1098](https://arxiv.org/abs/0810.1098) [astro-ph]
- Nakashima M, Ichikawa K, Nagata R, Yokoyama J (2010b) Constraining the time variation of the coupling constants from cosmic microwave background: effect of  $\Lambda_{\text{QCD}}$ . *JCAP* 01:030. <https://doi.org/10.1088/1475-7516/2010/01/030>. [arXiv:0910.0742](https://arxiv.org/abs/0910.0742) [astro-ph.CO]
- Narimani A, Moss A, Scott D (2012) Dimensionless cosmology. *Astrophys Space Sci* 341:617–629. <https://doi.org/10.1007/s10509-012-1113-7>. [arXiv:1109.0492](https://arxiv.org/abs/1109.0492) [astro-ph.CO]
- Naudet R (2000) Oklo, des réacteurs nucléaires fossiles: étude physique. Série Synthèses, CEA/Eyrolles, Paris
- Navas S, Amsler C, Gutsche T, Hanhart C, et al. (2024) Review of particle physics. *Phys Rev D* 110:030001. <https://doi.org/10.1103/PhysRevD.110.030001>, URL <https://link.aps.org/doi/10.1103/PhysRevD.110.030001>
- Neal RM (2006) Puzzles of anthropic reasoning resolved using full non-indexical conditioning. Tech. rep., University of Toronto, Toronto. URL [http://www.utstat.utoronto.ca/pagecontent/index.php?pageid=18\\_math/0608592](http://www.utstat.utoronto.ca/pagecontent/index.php?pageid=18_math/0608592)
- Negrelli C, Kraisselburd L, Landau SJ, García-Berro E (2018) Spatial variation of fundamental constants: testing models with thermonuclear supernovae. *Int J Mod Phys D* 27(09):1850099. <https://doi.org/10.1142/S0218271818500992>. [arXiv:1804.01521](https://arxiv.org/abs/1804.01521) [astro-ph.CO]
- Nguyen AT, Budker D, Lamoreaux SK, Torgerson JR (2004) Towards a sensitive search for variation of the fine-structure constant using radio-frequency  $e1$  transitions in atomic dysprosium. *Phys Rev A* 69:022105. <https://doi.org/10.1103/PhysRevA.69.022105>. [physics/0308104](https://arxiv.org/abs/physics/0308104)
- Nielsen HB, Froggatt CD (2023) Domain Walls of Low Tension in Cosmology. In: CORFU2022: 22th Hellenic School and Workshops on Elementary Particle Physics and Gravity. [arXiv:2305.18645](https://arxiv.org/abs/2305.18645) [astro-ph.CO]
- Nobili A, Comandi GL, Bramanti D, Doravari S, Lucchesi DM, Maccarrone F (2008) TLimitations to testing the equivalence principle with satellite laser ranging. *General Relativity and Gravitation* 40:1533. <https://doi.org/10.1007/s10714-007-0560-x>
- Nollet KM, Lopez RE (2002) Primordial nucleosynthesis with a varying fine structure constant: an improved estimate. *Phys Rev D* 66:063507. <https://doi.org/10.1103/PhysRevD.66.063507>. [astro-ph/0204325](https://arxiv.org/abs/astro-ph/0204325)
- Nordtvedt K (1990)  $\dot{G}/G$  and a cosmological acceleration of gravitationally compact bodies. *Phys Rev Lett* 65:953–956. <https://doi.org/10.1103/PhysRevLett.65.953>
- Noterdaeme P, Petitjean P, Srianand R, Ledoux C, Le Petit F (2007) Physical conditions in the neutral interstellar medium at  $z = 2.43$  toward Q2348-011. *Astron Astrophys* 469:425–436. <https://doi.org/10.1051/0004-6361:20066897>. [astro-ph/0703218](https://arxiv.org/abs/astro-ph/0703218)
- Noterdaeme P, Ledoux C, Petitjean P, Srianand R (2008) Molecular hydrogen in high-redshift Damped Lyman-alpha systems: The VLT/UVES database. *Astron Astrophys* 481:327. <https://doi.org/10.1051/0004-6361:20078780>. [arXiv:0801.3682](https://arxiv.org/abs/0801.3682) [astro-ph]
- Noterdaeme P, Petitjean P, Ledoux C, Lopez S, Srianand R, Vergani SD (2010) A translucent interstellar cloud at  $z=2.69$ : CO, H<sub>2</sub> and HD in the line-of-sight to SDSS J123714.60+064759.5. *Astron Astrophys* 523:A80. <https://doi.org/10.1051/0004-6361/201015147>. [arXiv:1008.0637](https://arxiv.org/abs/1008.0637) [astro-ph.CO]
- Noterdaeme P, Petitjean P, Srianand R, Ledoux C, Lopez S (2011) The evolution of the Cosmic Microwave Background Temperature: Measurements of TCMB at high redshift from carbon monoxide excitation. *Astron Astrophys* 526:L7. <https://doi.org/10.1051/>



- 0004-6361/201016140. [arXiv:1012.3164](#) [astro-ph.CO]
- Novikov ID, Zel'dovich YB (1983) *Relativistic Astrophysics: The structure and evolution of the universe*, vol 2. University of Chicago Press, Chicago
- Nunes NJ, Dent T, Avelino CJAP, Robbers G (2009) Reconstructing the evolution of dark energy with variations of fundamental parameters. *Mem Soc Astron Ital* 80:785. [arXiv:0910.4935](#) [astro-ph.CO]
- Nusser A, Gubser SS, Peebles PJE (2005) Structure formation with a long-range scalar dark matter interaction. *Phys Rev D* 71:083505. <https://doi.org/10.1103/PhysRevD.71.083505>. [arXiv:astro-ph/0412586](#)
- Oberhummer H, Cs  t   A, Schlattl H (2000) Stellar production rates of carbon and its abundance in the universe. *Science* 289:88–90. <https://doi.org/10.1126/science.289.5476.88>. [astro-ph/0007178](#)
- Oberhummer H, Cs  t   A, Schlattl H (2001) Bringing the mass gaps at  $A = 5$  and  $A = 8$  in nucleosynthesis. *Nucl Phys A* 689:269–279. [https://doi.org/10.1016/S0375-9474\(01\)00841-7](https://doi.org/10.1016/S0375-9474(01)00841-7). [nucl-th/0009046](#)
- O'Bryan J, Smidt J, De Bernardis F, Cooray A (2015) Constraints on Spatial Variations in the Fine-Structure constant from Planck. *Astrophys J* 798(1):18. <https://doi.org/10.1088/0004-637X/798/1/18>. [arXiv:1306.1232](#) [astro-ph.CO]
- Okun LB (1991) The fundamental constants of physics. *Sov Phys Usp* 34:818–826. <https://doi.org/10.1070/PU1991v034n09ABEH002475>
- Okun LB (1996) Fundamental constants of nature. *arXiv e-prints* [arXiv:hep-ph/9612249](#)
- Olive KA (2009a) The effects of coupling variations on BBN. *Mem Soc Astron Ital* 80:802
- Olive KA (2009b) Variable constants - a theoretical overview. *Mem Soc Astron Ital* 80:754
- Olive KA, Pospelov M (2002) Evolution of the fine structure constant driven by dark matter and the cosmological constant. *Phys Rev D* 65:085044. <https://doi.org/10.1103/PhysRevD.65.085044>. [hep-ph/0110377](#)
- Olive KA, Pospelov M (2008) Environmental dependence of masses and coupling constants. *Phys Rev D* 77:043524. <https://doi.org/10.1103/PhysRevD.77.043524>. [arXiv:0709.3825](#) [hep-ph]
- Olive KA, Skillman ED (2004) A realistic determination of the error on the primordial helium abundance: Steps toward non-parametric nebular helium abundances. *Astrophys J* 617:29. <https://doi.org/10.1086/425170>. [astro-ph/0405588](#)
- Olive KA, Pospelov M, Qian YZ, Coc A, Cass   M, Vangioni-Flam E (2002) Constraints on the variation of the fundamental couplings. *Phys Rev D* 66:045022. <https://doi.org/10.1103/PhysRevD.66.045022>. [hep-ph/0205269](#)
- Olive KA, Pospelov M, Qian YZ, Manh  s G, Vangioni-Flam E, Coc A, Cass   M (2004) Reexamination of the  $^{187}\text{Re}$  bound on the variation of fundamental couplings. *Phys Rev D* 69:027701. <https://doi.org/10.1103/PhysRevD.69.027701>. [astro-ph/0309252](#)
- Olive KA, Peloso M, Uzan JP (2011) The wall of fundamental constants. *Phys Rev D* 83:043509. <https://doi.org/10.1103/PhysRevD.83.043509>. [arXiv:1011.1504](#) [astro-ph.CO]
- Olive KA, Peloso M, Peterson AJ (2012) Where are the walls? Spatial variation in the fine-structure constant. *Phys Rev D* 86:043501. <https://doi.org/10.1103/PhysRevD.86.043501>. [arXiv:1204.4391](#) [astro-ph.CO]
- Onegin MS (2012) Investigation of the fundamental constants stability based on the reactor Oklo burn-up analysis. *Mod Phys Lett A* 27:1250232. <https://doi.org/10.1142/S021773231250232X>. [arXiv:1010.6299](#) [nucl-th]
- Onegin MS (2014) Investigation of the fundamental constants stability based on the reactor Oklo burn-up analysis [arXiv:1412.8160](#) [astro-ph.CO]
- O'Shea T, Davis AC, Giannotti M, Vagnozzi S, Visinelli L, Vogel JK (2024) Solar chameleons: novel channels (I) [arXiv:2406.01691](#) [hep-ph]
- Oswald R, et al. (2022) Search for Dark-Matter-Induced Oscillations of Fundamental Constants Using Molecular Spectroscopy. *Phys Rev Lett* 129(3):031302. <https://doi.org/10.1103/PhysRevLett.129.031302>. [arXiv:2111.06883](#) [hep-ph]
- Owens A, Yurchenko SN, Thiel W, Špirko V (2015a) Accurate Prediction of the Ammonia Probes of a Variable Proton-to-Electron Mass Ratio. *Mon Not Roy Astron Soc* 450(3):3191–3200. <https://doi.org/10.1093/mnras/stv869>. [arXiv:1505.05989](#) [astro-ph.CO]

- Owens A, Yurchenko SN, Thiel W, Špirko V (2015b) Accurate Prediction of the Ammonia Probes of a Variable Proton-to-Electron Mass Ratio. *Mon Not Roy Astron Soc* 450(3):3191–3200. <https://doi.org/10.1093/mnras/stv869>. [arXiv:1505.05989](https://arxiv.org/abs/1505.05989) [astro-ph.CO]
- Owens A, Yurchenko SN, Thiel W, Spirko V (2016a) Enhanced sensitivity to a possible variation of the proton-to-electron mass ratio in ammonia. *Phys Rev A* 93:052506. <https://doi.org/10.1103/PhysRevA.93.052506>. [arXiv:1808.05425](https://arxiv.org/abs/1808.05425) [physics.chem-ph]
- Owens A, Yurchenko SN, Thiel W, Spirko V (2016b) Enhanced sensitivity to a possible variation of the proton-to-electron mass ratio in ammonia. *Phys Rev A* 93:052506. <https://doi.org/10.1103/PhysRevA.93.052506>. [arXiv:1808.05425](https://arxiv.org/abs/1808.05425) [physics.chem-ph]
- Page DN (2007) Predictions and tests of multiverse theories. In: Carr BJ (ed) *Universe or Multiverse?* Cambridge University Press, Cambridge; New York, pp 411–430. [hep-th/0610101](https://arxiv.org/abs/hep-th/0610101)
- Page DN (2009) The height of a giraffe. *Foundations of Physics* 39(10):1097–1108. <https://doi.org/10.1007/s10701-009-9322-9>, URL <http://dx.doi.org/10.1007/s10701-009-9322-9>
- Palma GA, Brax P, Davis AC, van de Bruck C (2003) Gauge coupling variation in brane models. *Phys Rev D* 68:123519. <https://doi.org/10.1103/PhysRevD.68.123519>. [astro-ph/0306279](https://arxiv.org/abs/astro-ph/0306279)
- Parker RH, Yu C, Zhong W, Estey B, Müller H (2018) Measurement of the fine-structure constant as a test of the Standard Model. *Science* 360:191. <https://doi.org/10.1126/science.aap7706>. [arXiv:1812.04130](https://arxiv.org/abs/1812.04130) [physics.atom-ph]
- Parkinson D, Bassett BA, Barrow JD (2004) Mapping the dark energy with varying  $\alpha$ . *Phys Lett B* 578:235. [astro-ph/0307227](https://arxiv.org/abs/astro-ph/0307227)
- Pašteka LF, Borschevsky A, Flambaum VV, Schwerdtfeger P (2015) Search for the variation of fundamental constants: Strong enhancements in  $XI_2$  cations of dihalogens and hydrogen halides. *Phys Rev A* 92(1):012103. <https://doi.org/10.1103/PhysRevA.92.012103>. [arXiv:1502.04451](https://arxiv.org/abs/1502.04451) [physics.chem-ph]
- Pašteka LF, Hao Y, Borschevsky A, Flambaum VV, Schwerdtfeger P (2019) Material Size Dependence on Fundamental Constants. *Phys Rev Lett* 122(16):160801. <https://doi.org/10.1103/PhysRevLett.122.160801>. [arXiv:1809.02863](https://arxiv.org/abs/1809.02863) [physics.chem-ph]
- Peebles PJ, Dicke RH (1962) Cosmology and the radioactive decay ages of terrestrial rocks and meteorites. *Phys Rev* 128:2006–2011. <https://doi.org/10.1103/PhysRev.128.2006>
- Peebles PJE (1968) Recombination of the primeval plasma. *Astrophys J* 153:1–11. <https://doi.org/10.1086/149628>
- Peebles PJE (2012) Evanescent Matter. *Annalen Phys* 524:591–601. <https://doi.org/10.1002/andp.201200072>. [arXiv:1204.0485](https://arxiv.org/abs/1204.0485) [astro-ph.CO]
- Peebles PJE (2022) Anomalies in physical cosmology. *Annals Phys* 447:169159. <https://doi.org/10.1016/j.aop.2022.169159>. [arXiv:2208.05018](https://arxiv.org/abs/2208.05018) [astro-ph.CO]
- Peik E (2010a) Fundamental constants and units and the search for temporal variations. *Nuclear Physics B - Proceedings Supplements* 203-204:18–32. <https://doi.org/10.1016/j.nuclphysbps.2010.08.003>, URL <https://www.sciencedirect.com/science/article/pii/S0920563210001866>, masses and Constants. *Proceedings of the 48th Internationale Universitätswochen für Theoretische Physik*
- Peik E (2010b) Fundamental constants and units and the search for temporal variations. *Nucl Phys B Proc Suppl* 203-204:18–32. <https://doi.org/10.1016/j.nuclphysbps.2010.08.003>
- Peik E, Tamm C (2003) Nuclear laser spectroscopy of the 3.5 eV transition in Th-229. *Eur Phys Lett* 61:181. <https://doi.org/10.1209/epl/i2003-00210-x>
- Peik E, Lipphardt B, Schnatz H, Schneider T, Tamm C (2004) Limit on the present temporal variation of the fine structure constant. *Phys Rev Lett* 93:170801. <https://doi.org/10.1103/PhysRevLett.93.170801>. [physics/0402132](https://arxiv.org/abs/physics/0402132)
- Peik E, Lipphardt B, Schnatz H, Tamm C, Weyers S, Wynands R (2008) Laboratory limits on temporal variations of fundamental constants: An update. In: Kleinert H, Jantzen RT, Ruffini R (eds) *The Eleventh Marcel Grossmann Meeting on General Relativity*. World Scientific, Singapore; Hackensack, NJ, pp 941–951. [physics/0611088](https://arxiv.org/abs/physics/0611088)
- Peik E, Schumm T, Safronova MS, Pálffy A, Weitenberg J, Thierolf PG (2021) Nuclear clocks for testing fundamental physics. *Quantum Sci Technol* 6(3):034002. <https://doi.org/10.1088/2054-2608/abf888>

- 1088/2058-9565/abe9c2. [arXiv:2012.09304](#) [quant-ph]
- Peil S, Crane S, Hanssen JL, Swanson TB, Ekstrom CR (2013) Tests of local position invariance using continuously running atomic clocks. *Phys Rev A* 87:010102. <https://doi.org/10.1103/PhysRevA.87.010102>, URL <https://link.aps.org/doi/10.1103/PhysRevA.87.010102>
- Pepe F, et al. (2013) ESPRESSO — An Echelle SPectrograph for Rocky Exoplanets Search and Stable Spectroscopic Observations. *ESO Messenger* 153:6–16
- Pepe F, et al. (2021) ESPRESSO at VLT - On-sky performance and first results. *Astron Astrophys* 645:A96. <https://doi.org/10.1051/0004-6361/202038306>. [arXiv:2010.00316](#) [astro-ph.IM]
- Pernot-Borràs M, Bergé J, Brax P, Uzan JP (2019) General study of chameleon fifth force in gravity space experiments. *Phys Rev D* 100(8):084006. <https://doi.org/10.1103/PhysRevD.100.084006>. [arXiv:1907.10546](#) [gr-qc]
- Pernot-Borràs M, Bergé J, Brax P, Uzan JP (2020) Fifth force induced by a chameleon field on nested cylinders. *Phys Rev D* 101(12):124056. <https://doi.org/10.1103/PhysRevD.101.124056>. [arXiv:2004.08403](#) [gr-qc]
- Pernot-Borràs M, Bergé J, Brax P, Uzan JP, Métris G, Rodrigues M, Touboul P (2021) Constraints on chameleon gravity from the measurement of the electrostatic stiffness of the MICROSOCPE mission accelerometers. *Phys Rev D* 103(6):064070. <https://doi.org/10.1103/PhysRevD.103.064070>. [arXiv:2102.00023](#) [gr-qc]
- Peter P, Uzan JP (2009) *Primordial Cosmology*. Oxford University Press, Oxford; New York
- Petitjean P, Aracil B (2004) The ratio of the C IV $\lambda\lambda$ 1548,1550 rest-wavelengths from high-redshift QSO absorption lines. *Astron Astrophys* 422:523–526. <https://doi.org/10.1051/0004-6361:20041030>
- Petitjean P, Noterdaeme P, Srianand R, Ledoux C, Ivanchik A, Gupta N (2009a) Searching for places where to test the variations of fundamental constants. *Mem Soc Astron Ital* 80:859–863
- Petitjean P, Srianand R, Chand H, Ivanchik A, Noterdaeme P, Gupta N (2009b) Constraining fundamental constants of physics with quasar absorption line systems. *Space Sci Rev* 148:289–300. <https://doi.org/10.1007/s11214-009-9520-y>. [arXiv:0905.1516](#) [astro-ph.CO]
- Petley BW (1983) New definition of the metre. *Nature* 303:373. <https://doi.org/10.1038/303373a0>
- Petley BW (1985) *The Fundamental Physical Constants and the Frontier of Measurement*. Adam Hilger, Bristol; Philadelphia
- Petroff E, Hessels JWT, Lorimer DR (2022) Fast radio bursts at the dawn of the 2020s. *Astron Astrophys Rev* 30(1):2. <https://doi.org/10.1007/s00159-022-00139-w>. [arXiv:2107.10113](#) [astro-ph.HE]
- Petrov YV (1978) The Oklo natural reactor. *Sov Phys Usp* 20:937
- Petrov YV, Nazarov AI, Onegin MS, Petrov VY, Sakhnovsky EG (2006) Natural nuclear reactor at Oklo and variation of fundamental constants: Computation of neutronics of a fresh core. *Phys Rev C* 74:064610. <https://doi.org/10.1103/PhysRevC.74.064610>. [hep-ph/0506186](#)
- Piattella OF, Giani L (2017) Redshift drift of gravitational lensing. *Phys Rev D* 95(10):101301. <https://doi.org/10.1103/PhysRevD.95.101301>. [arXiv:1703.05142](#) [astro-ph.CO]
- Pinho AMM, Martins CJAP (2016) Updated constraints on spatial variations of the fine-structure constant. *Phys Lett B* 756:121–125. <https://doi.org/10.1016/j.physletb.2016.03.014>. [arXiv:1603.04498](#) [astro-ph.CO]
- Pinto RF, Brun AS, Jouve L, Grappin R (2011) Coupling the solar dynamo and the corona: wind properties, mass and momentum losses during an activity cycle. *Astrophys J* 737:72. <https://doi.org/10.1088/0004-637X/737/2/72>. [arXiv:1106.0882](#) [astro-ph.SR]
- Pisanti O, Mangano G, Miele G, Mazzella P (2021) Primordial Deuterium after LUNA: concordances and error budget. *JCAP* 04:020. <https://doi.org/10.1088/1475-7516/2021/04/020>. [arXiv:2011.11537](#) [astro-ph.CO]
- Pitjeva EV, Pitjev NP (2012) Estimations of changes of the Sun's mass and the gravitation constant from the modern observations of planets and spacecraft. *Sol Syst Res* 46:78. <https://doi.org/10.1134/S0038094612010054>. [arXiv:1108.0246](#) [astro-ph.SR]



- Pitjeva EV, Pitjev NP, Pavlov DA, Turygin CC (2021) Estimates of the change rate of solar mass and gravitational constant based on the dynamics of the Solar System. *Astron Astrophys* 647:A141. <https://doi.org/10.1051/0004-6361/202039893>. [arXiv:2201.09804](https://arxiv.org/abs/2201.09804) [astro-ph.EP]
- Pitrou C, Uzan JP (2024) Hubble Tension as a Window on the Gravitation of the Dark Matter Sector. *Phys Rev Lett* 132(19):191001. <https://doi.org/10.1103/PhysRevLett.132.191001>. [arXiv:2312.12493](https://arxiv.org/abs/2312.12493) [astro-ph.CO]
- Pitrou C, Uzan JP, Bernardeau F (2008) Cosmic microwave background bispectrum on small angular scales. *Phys Rev D* 78:063526. <https://doi.org/10.1103/PhysRevD.78.063526>. [arXiv:0807.0341](https://arxiv.org/abs/0807.0341) [astro-ph]
- Pitrou C, Coc A, Uzan JP, Vangioni E (2018) Precision big bang nucleosynthesis with improved Helium-4 predictions. *Phys Rept* 754:1–66. <https://doi.org/10.1016/j.physrep.2018.04.005>. [arXiv:1801.08023](https://arxiv.org/abs/1801.08023) [astro-ph.CO]
- Pitrou C, Coc A, Uzan JP, Vangioni E (2021a) A new tension in the cosmological model from primordial deuterium? *Mon Not Roy Astron Soc* 502(2):2474–2481. <https://doi.org/10.1093/mnras/stab135>. [arXiv:2011.11320](https://arxiv.org/abs/2011.11320) [astro-ph.CO]
- Pitrou C, Coc A, Uzan JP, Vangioni E (2021b) Resolving conclusions about the early Universe requires accurate nuclear measurements. *Nature Rev Phys* 3(4):231–232. <https://doi.org/10.1038/s42254-021-00294-6>. [arXiv:2104.11148](https://arxiv.org/abs/2104.11148) [astro-ph.CO]
- Planck M (1900) Über irreversible Strahlungsvorgänge. *Ann Phys (Berlin)* 1:69. <https://doi.org/10.1002/andp.19003060105>
- Planck M (1914) *Natural Units*, P. Blakiston's Son & Co., Philadelphia, pp 173–175
- Platts E, Weltman A, Walters A, Tendulkar SP, Gordin JEB, Kandhai S (2019) A Living Theory Catalogue for Fast Radio Bursts. *Phys Rept* 821:1–27. <https://doi.org/10.1016/j.physrep.2019.06.003>. [arXiv:1810.05836](https://arxiv.org/abs/1810.05836) [astro-ph.HE]
- Polchinski J (1998) *String Theory. Vol. 2: Superstring theory and beyond*. Cambridge Monographs on Mathematical Physics, Cambridge University Press, Cambridge; New York
- Polyansky OL, Kozin IN, Ovsyannikov RI, Malyszczek P, Koput J, Tennyson J, Yurchenko SN (2013) Variational calculation of highly excited rovibrational energy levels of H<sub>2</sub>O<sub>2</sub>. *J Phys Chem A* 117:7367. <https://doi.org/10.1021/jp401216g>. [arXiv:1302.0372](https://arxiv.org/abs/1302.0372) [astro-ph.EP]
- Prestage JD, Bollinger JJ, Itano WM, Wineland DJ (1985) Limits for spatial anisotropy by use of nuclear-spin-polarized <sup>9</sup>Be<sup>+</sup> ions. *Phys Rev Lett* 54:2387–2390. <https://doi.org/10.1103/PhysRevLett.54.2387>
- Pretage JD, Tjoelker RL, Maleki L (1995) Atomic clocks and variation of the fine structure constant. *Phys Rev Lett* 74:3511–3514. <https://doi.org/10.1103/PhysRevLett.74.3511>
- Prunet S, Uzan JP, Bernardeau F, Brunier T (2005) Constraints on mode couplings and modulation of the CMB with WMAP data. *Phys Rev D* 71:083508. <https://doi.org/10.1103/PhysRevD.71.083508>. [arXiv:astro-ph/0406364](https://arxiv.org/abs/astro-ph/0406364)
- Psaltis D (2008) Probes and tests of strong-field gravity with observations in the electromagnetic spectrum. *Living Rev Relativ* 11:9. <https://doi.org/10.12942/lrr-2008-9>. [arXiv:0806.1531](https://arxiv.org/abs/0806.1531) [astro-ph]
- Pudliner BS, Pandharipande VR, Carlson J, Pieper SCe (1997) Quantum Monte Carlo calculations of nuclei with  $A \leq 7$ . *Phys Rev C* 56:1720. <https://doi.org/10.1103/PhysRevC.56.1720>. [nucl-th/9705009](https://arxiv.org/abs/nuc1-th/9705009)
- Quast R, Reimers D, Levshakov SA (2004) Probing the variability of the fine-structure constant with the VLT/UVES. *Astron Astrophys* 415:L7–L11. <https://doi.org/10.1051/0004-6361:20040013>. [astro-ph/0311280](https://arxiv.org/abs/astro-ph/0311280)
- Rafelski J, Birrell J, Grayson C, Steinmetz A, Yang CT (2024) Quarks to Cosmos: Particles and Plasma in Cosmological evolution [arXiv:2409.19031](https://arxiv.org/abs/2409.19031) [hep-ph]
- Rahmani H, Srianand R, Gupta N, Petitjean P, Noterdaeme P, Vasquez DA (2012) Constraining the variation of fundamental constants at  $z \sim 1.3$  using 21-cm absorbers. *Mon Not Roy Astron Soc* 425:556–576. <https://doi.org/10.1111/j.1365-2966.2012.21503.x>. [arXiv:1206.2653](https://arxiv.org/abs/1206.2653) [astro-ph.CO]
- Rahmani H, Albornoz Vázquez D, Srianand R, Petitjean P, Noterdaeme P, Ledoux C (2014a) Probing  $\mu$  with  $H_2$  absorption lines at  $z_{abs} \simeq 2.66$  toward Q J0643-5041 with VLT-UVES. *Mem Soc Ast It* 85(1):84–89

- Rahmani H, Maheshwari N, Srianand R (2014b) Constraining the Variation in Fine-Structure Constant Using SDSS DR8 QSO Spectra. *Mon Not Roy Astron Soc* 439:70. <https://doi.org/10.1093/mnras/slt183>. [arXiv:1312.5324](https://arxiv.org/abs/1312.5324) [astro-ph.CO]
- Rahmani H, et al. (2013) The UVES Large Program for Testing Fundamental Physics II: Constraints on a Change in  $\mu$  Towards Quasar HE 0027-1836. *Mon Not Roy Astron Soc* 435:861–878. <https://doi.org/10.1093/mnras/stt1356>. [arXiv:1307.5864](https://arxiv.org/abs/1307.5864) [astro-ph.CO]
- Ratra B, Peebles PJE (1988) Cosmological consequences of a rolling homogeneous scalar field. *Phys Rev D* 37:3406–3427. <https://doi.org/10.1103/PhysRevD.37.3406>, URL <https://link.aps.org/doi/10.1103/PhysRevD.37.3406>
- Reasenber RD (1983) The constancy of  $G$  and other gravitational experiments. *Philos Trans R Soc London, Ser A* 310:227
- Reasenber RD, Shapiro II (1978) A radar test of the constancy of the gravitational interaction. In: Halpern L (ed) *On the Measurement of Cosmological Variations of the Gravitational Constant*. University Presses of Florida, Gainesville, FL, pp 71–86
- Reasenber RD, Shapiro II, MacNeil PE, Goldstein RB, Breidenthal JC, Brenkle JP, Cain DL, Kaufman TM, Komarek TA, Zygielbaum AI (1979) Viking relativity experiment: Verification of signal retardation by solar gravity. *Astrophys J Lett* 234:L219–L221. <https://doi.org/10.1086/183144>
- Rehbehn NH, et al. (2021) Sensitivity to New Physics of Isotope Shift Studies using the Coronal Lines of Highly Charged Calcium Ions. *Phys Rev A* 103(4):L040801. <https://doi.org/10.1103/PhysRevA.103.L040801>. [arXiv:2102.02309](https://arxiv.org/abs/2102.02309) [physics.atom-ph]
- Reichardt CL, et al. (2009) High resolution CMB power spectrum from the complete ACBAR data set. *Astrophys J* 694:1200–1219. <https://doi.org/10.1088/0004-637X/694/2/1200>. [arXiv:0801.1491](https://arxiv.org/abs/0801.1491) [astro-ph]
- Reinaudi G, Osborn CB, McDonald M, Kotochigova S, Zelevinsky T (2012) Optical production of stable ultracold molecules. *Physical Review Letters* 109(11). <https://doi.org/10.1103/physrevlett.109.115303>
- Reinhold E, Buning R, Hollenstein U, Ivanchik A, Petitjean P, Ubachs W (2006) Indication of a cosmological variation of the proton-electron mass ratio based on laboratory measurement and reanalysis of  $H_2$  spectra. *Phys Rev Lett* 96:151101. <https://doi.org/10.1103/PhysRevLett.96.151101>
- Reisenegger E, Jofré P, Fernandez R (2009) Constraining a possible time-variation of the gravitational constant through ‘gravitochemical heating’ of neutron stars. *Mem Soc Astron Ital* 80:829. [arXiv:0911.0190](https://arxiv.org/abs/0911.0190) [astro-ph.HE]
- Reynaud S, Salomon C, Wolf P (2009) Testing general relativity with atomic clocks. *Space Sci Rev* 148:233–247. <https://doi.org/10.1007/s11214-009-9539-0>. [arXiv:0903.1166](https://arxiv.org/abs/0903.1166) [quant-ph]
- Riazuelo A, Uzan JP (2000) Quintessence and gravitational waves. *Phys Rev D* 62:083506. <https://doi.org/10.1103/PhysRevD.62.083506>
- Riazuelo A, Uzan JP (2002) Cosmological observations in scalar-tensor quintessence. *Phys Rev D* 66:023525. <https://doi.org/10.1103/PhysRevD.66.023525>. [astro-ph/0107386](https://arxiv.org/abs/astro-ph/0107386)
- Ricci B, Villante FL (2002) The sun and the Newton constant. *Phys Lett B* 549:20. [astro-ph/0204482](https://arxiv.org/abs/astro-ph/0204482)
- Rich J (2003) Experimental consequences of time variations of the fundamental constants. *Am J Phys* 71:1043. <https://doi.org/10.1119/1.1566783>. [physics/0209016](https://arxiv.org/abs/physics/0209016)
- Rich J (2013) Dimensionless constants and cosmological measurements [arXiv:1304.0577](https://arxiv.org/abs/1304.0577) [astro-ph.CO]
- Rich J (2015) Which fundamental constants for cosmic microwave background and baryon-acoustic oscillation? *Astron Astrophys* 584:A69. <https://doi.org/10.1051/0004-6361/201526847>. [arXiv:1503.06012](https://arxiv.org/abs/1503.06012) [astro-ph.CO]
- Riess AG, Yuan W, Macri LM, Scolnic D, Brout D, Casertano S, Jones DO, Murakami Y, Anand GS, Breuval L, Brink TG, Filippenko AV, Hoffmann S, Jha SW, D’arcy Kenworthy W, Mackenty J, Stahl BE, Zheng W (2022) A comprehensive measurement of the local value of the hubble constant with 1 km/s/mpc uncertainty from the hubble space telescope and the sh0es team. *The Astrophysical Journal Letters* 934(1):L7. <https://doi.org/10.3847/2041-8213/ac5c5b>, URL <http://dx.doi.org/10.3847/2041-8213/ac5c5b>

- Roberts BM, Blewitt G, Dailey C, Murphy M, Pospelov M, Rollings A, Sherman J, Williams W, Derevianko A (2017) Search for domain wall dark matter with atomic clocks on board global positioning system satellites. *Nature Commun* 8(1):1195. <https://doi.org/10.1038/s41467-017-01440-4>. [arXiv:1704.06844](https://arxiv.org/abs/1704.06844) [hep-ph]
- Roberts BM, et al. (2020) Search for transient variations of the fine structure constant and dark matter using fiber-linked optical atomic clocks. *New J Phys* 22(9):093010. <https://doi.org/10.1088/1367-2630/abaace>. [arXiv:1907.02661](https://arxiv.org/abs/1907.02661) [astro-ph.CO]
- Rocha G, Trotta R, Martins CJAP, Melchiorri A, Avelino PP, Bean R, Viana PTP (2004) Measuring  $\alpha$  in the early universe: Cmb polarisation, reionisation and the fisher matrix analysis. *Mon Not R Astron Soc* 352:20–38. <https://doi.org/10.1111/j.1365-2966.2004.07832.x>. [astro-ph/0309211](https://arxiv.org/abs/astro-ph/0309211)
- Rohlf JW (1994) *Modern Physics from  $\alpha$  to  $Z^0$* . Wiley, New York
- Rosenband T, Hume DB, Schmidt PO, Chou CW, Brusch A, Lorini L, Oskay WH, Drullinger RE, Fortier TM, Stalnaker JE, Diddams SA, Swann WC, Newbury NR, Itano WM, Wineland DJ, Bergquist JC (2008) Frequency ratio of  $\text{Al}^+$  and  $\text{Hg}^+$  single-ion optical clocks; metrology at the 17th decimal place. *Science* 319:1808–1812. <https://doi.org/10.1126/science.1154622>
- Ross AJ, Samushia L, Howlett C, Percival WJ, Burden A, Manera M (2015) The clustering of the SDSS DR7 main Galaxy sample – I. A 4 per cent distance measure at  $z = 0.15$ . *Mon Not Roy Astron Soc* 449(1):835–847. <https://doi.org/10.1093/mnras/stv154>. [arXiv:1409.3242](https://arxiv.org/abs/1409.3242) [astro-ph.CO]
- Rothman T, Matzner R (1982) Scale-covariant gravitation and primordial nucleosynthesis. *Astrophys J* 257:450. <https://doi.org/10.1086/160003>
- Rousselle O, Cladé P, Guellati-Khelifa S, Guérout R, Reynaud S (2022) Analysis of the timing of freely falling antihydrogen. *New Journal of Physics* 24(3):033045. <https://doi.org/10.1088/1367-2630/ac5b57>, URL <https://dx.doi.org/10.1088/1367-2630/ac5b57>
- Rozental IL (1988) *Big Bang, Big Bounce: How Particles and Fields Drive Cosmic Evolution*. Springer, Berlin
- Rubakov VA, Shaposhnikov ME (1989) A comment on dynamical coupling constants and the anthropic principle. *Mod Phys Lett A* 4:107–109. <https://doi.org/10.1142/S0217732389000149>
- Ruchika, Rathore H, Roy Choudhury S, Rentala V (2023) A gravitational constant transition within cepheids as supernovae calibrators can solve the Hubble tension [arXiv:2306.05450](https://arxiv.org/abs/2306.05450) [astro-ph.CO]
- Safronova MS (2019) The Search for Variation of Fundamental Constants with Clocks. *Annalen Phys* 531(5):1800364. <https://doi.org/10.1002/andp.201800364>
- Safronova MS, Budker D, DeMille D, Kimball DFJ, Derevianko A, Clark CW (2018a) Search for New Physics with Atoms and Molecules. *Rev Mod Phys* 90(2):025008. <https://doi.org/10.1103/RevModPhys.90.025008>. [arXiv:1710.01833](https://arxiv.org/abs/1710.01833) [physics.atom-ph]
- Safronova MS, Porsev SG, Kozlov MG, Thielking J, Okhapkin MV, Głowacki P, Meier DM, Peik E (2018b) Nuclear charge radii of  $^{229}\text{Th}$  from isotope and isomer shifts. *Phys Rev Lett* 121(21):213001. <https://doi.org/10.1103/PhysRevLett.121.213001>. [arXiv:1806.03525](https://arxiv.org/abs/1806.03525) [physics.atom-ph]
- Safronova MS, Porsev SG, Sanner C, Ye J (2018c) Two clock transitions in neutral Yb for the highest sensitivity to variations of the fine-structure constant. *Phys Rev Lett* 120(17):173001. <https://doi.org/10.1103/PhysRevLett.120.173001>. [arXiv:1801.06239](https://arxiv.org/abs/1801.06239) [physics.atom-ph]
- Sahni V, Shtanov Y (2014) Can a variable gravitational constant resolve the faint young Sun paradox? *Int J Mod Phys D* 23(12):1442018. <https://doi.org/10.1142/S0218271814420188>. [arXiv:1405.4369](https://arxiv.org/abs/1405.4369) [astro-ph.SR]
- Sakr Z, Sapone D (2022) Can varying the gravitational constant alleviate the tensions? *JCAP* 03(03):034. <https://doi.org/10.1088/1475-7516/2022/03/034>. [arXiv:2112.14173](https://arxiv.org/abs/2112.14173) [astro-ph.CO]
- Salomon C, Dimarcq N, Abgrall M, Clairon A, Laurent P, Lemonde P, Santarelli G, Uehrich P, Bernier LG, Busca G, Jornod A, Thomann P, Samain E, Wolf P, Gonzalez F, Guillemot P, Leon S, Nouel F, Sirmain C, Feltham S (2001) Cold atoms in space and atomic clocks: ACES. *C R Acad Sci* 2:1313–1330. [https://doi.org/10.1016/S1296-2147\(01\)01274-4](https://doi.org/10.1016/S1296-2147(01)01274-4)

- Salumbides EJ, Niu ML, Bagdonaite J, de Oliveira N, Joyeux D, Nahon L, Ubachs W (2012) The CO A-X System for Constraining Cosmological Drift of the Proton-Electron Mass Ratio. *Phys Rev A* 86:022510. <https://doi.org/10.1103/PhysRevA.86.022510>. [arXiv:1208.4715](https://arxiv.org/abs/1208.4715) [physics.atom-ph]
- Salumbides EJ, Bagdonaite J, Abgrall H, Roueff E, Ubachs W (2015) H2 lyman and werner band lines and their sensitivity for a variation of the proton–electron mass ratio in the gravitational potential of white dwarfs. *Monthly Notices of the Royal Astronomical Society* 450(2):1237–1245. <https://doi.org/10.1093/mnras/stv656>, URL <https://doi.org/10.1093%2Fmnras%2Fstv656>
- Sandage A (1962) The Change of Redshift and Apparent Luminosity of Galaxies due to the Deceleration of Selected Expanding Universes. *Astrophys J* 136:319. <https://doi.org/10.1086/147385>
- Sandora M, Airapetian V, Barnes L, Lewis GF, Pérez-Rodríguez I (2022) Multiverse Predictions for Habitability: Element Abundances. *Universe* 8(12):651. <https://doi.org/10.3390/universe8120651>
- Sandvik HB, Barrow JD, Magueijo J (2002) A simple cosmology with a varying fine structure constant. *Phys Rev Lett* 88:031302. <https://doi.org/10.1103/PhysRevLett.88.031302>. [astro-ph/0107512](https://arxiv.org/abs/astro-ph/0107512)
- Santamaria L, Di Sarno V, Ricciardi I, Mosca S, De Rosa M, Santambrogio G, Maddaloni P, De Natale P (2014) Assessing the time constancy of the proton-to-electron mass ratio by precision ro-vibrational spectroscopy of a cold molecular beam. *Journal of Molecular Spectroscopy* 300:116–123. <https://doi.org/10.1016/j.jms.2014.03.013>, URL <https://www.sciencedirect.com/science/article/pii/S0022285214000745>, spectroscopic Tests of Fundamental Physics
- Santiago DI, Kalligas D, Wagoner RV (1997) Nucleosynthesis constraints on scalar-tensor theories of gravity. *Phys Rev D* 56:7627–7637. <https://doi.org/10.1103/PhysRevD.56.7627>
- Sasaki S (1996) A New method to estimate cosmological parameters using baryon fraction of clusters of galaxies [arXiv:astro-ph/9611033](https://arxiv.org/abs/astro-ph/9611033)
- Savalle E, Guerlin C, Delva P, Meynadier F, Le Poncin-Lafitte C, Wolf P (2019a) Gravitational redshift test with the future ACES mission. *Class Quant Grav* 36(24):245004. <https://doi.org/10.1088/1361-6382/ab4f25>. [arXiv:1907.12320](https://arxiv.org/abs/1907.12320) [astro-ph.IM]
- Savalle E, Roberts BM, Frank F, Pottie PE, McAllister BT, Dailey C, Derevianko A, Wolf P (2019b) Novel approaches to dark-matter detection using space-time separated clocks [arXiv:1902.07192](https://arxiv.org/abs/1902.07192) [gr-qc]
- Savedoff M (1956) Physical constants in extra-galactic nebulae. *Nature* 178:688. <https://doi.org/10.1038/178688b0>
- Scherer H, Camarota B (2012) Quantum Metrology Triangle Experiments: A Status Review. *Measur Sci Tech* 23:124010. <https://doi.org/10.1088/0957-0233/23/12/124010>. [arXiv:1204.6500](https://arxiv.org/abs/1204.6500) [cond-mat.mes-hall]
- Schiller S, Korobov V (2005) Tests of time independence of the electron and nuclear masses with ultracold molecules. *Phys Rev A* 71:032505. <https://doi.org/10.1103/PhysRevA.71.032505>
- Schiller S, Tino GM, Gill P, Salomon C, et al. (2009) Einstein Gravity Explorer—a medium-class fundamental physics mission. *Experimental Astron* 23:573. <https://doi.org/10.1007/s10686-008-9126-5>
- Schiller S, Bakalov D, Korobov V (2014) Simplest molecules as candidates for precise optical clocks. *Phys Rev Lett* 113:023004. <https://doi.org/10.1103/PhysRevLett.113.023004>
- Schiller S, et al. (2006) Optical Clocks in Space. *ESA Spec Publ* 621:114. [arXiv:gr-qc/0608081](https://arxiv.org/abs/gr-qc/0608081)
- Schimd C, Uzan JP, Riazuelo A (2005) Weak lensing in scalar-tensor theories of gravity. *Phys Rev D* 71:083512. <https://doi.org/10.1103/PhysRevD.71.083512>. [astro-ph/0412120](https://arxiv.org/abs/astro-ph/0412120)
- Schkolnik V, et al. (2023) Optical atomic clock aboard an Earth-orbiting space station (OACESS): enhancing searches for physics beyond the standard model in space. *Quantum Sci Technol* 8(1):014003. <https://doi.org/10.1088/2058-9565/ac9f2b>. [arXiv:2204.09611](https://arxiv.org/abs/2204.09611) [physics.atom-ph]
- Schlamminger S, Choi KY, Wagner TA, Gundlach JH, Adelberger EG (2008a) Test of the equivalence principle using a rotating torsion balance. *Phys Rev Lett* 100:041101.

- <https://doi.org/10.1103/PhysRevLett.100.041101>
- Schlamminger S, Choi KY, Wagner TA, Gundlach JH, Adelberger EG (2008b) Test of the equivalence principle using a rotating torsion balance. *Phys Rev Lett* 100:041101. <https://doi.org/10.1103/PhysRevLett.100.041101>. [arXiv:0712.0607](https://arxiv.org/abs/0712.0607) [gr-qc]
- Schlattl H, Heger A, Oberhummer H, Rauscher T, Csoto A (2000) Sensitivity of the C and O production on the  $3\alpha$  rate. *Astrophys Space Sci* 291:27. [astro-ph/0307528](https://arxiv.org/abs/astro-ph/0307528)
- Schlippert D, Hartwig J, Albers H, Richardson LL, Schubert C, Roura A, Schleich WP, Ertmer W, Rasel EM (2014) Quantum test of the universality of free fall. *Phys Rev Lett* 112:203002. <https://doi.org/10.1103/PhysRevLett.112.203002>, URL <https://link.aps.org/doi/10.1103/PhysRevLett.112.203002>
- Schmidt TM, Bouchy F (2024) Characterization of the ESPRESSO line-spread function and improvement of the wavelength calibration accuracy. *Mon Not Roy Astron Soc* 530(1):1252–1273. <https://doi.org/10.1093/mnras/stae920>. [arXiv:2404.05283](https://arxiv.org/abs/2404.05283) [astro-ph.IM]
- Schmidt TM, et al. (2021) Fundamental physics with ESPRESSO: Towards an accurate wavelength calibration for a precision test of the fine-structure constant. *Astron Astrophys* 646:A144. <https://doi.org/10.1051/0004-6361/202039345>. [arXiv:2011.13963](https://arxiv.org/abs/2011.13963) [astro-ph.IM]
- Schöneberg N, Vacher L (2024) The mass effect – Variations of masses and their impact on cosmology [arXiv:2407.16845](https://arxiv.org/abs/2407.16845) [astro-ph.CO]
- Schöneberg N, Franco Abellán G, Pérez Sánchez A, Witte SJ, Poulin V, Lesgourgues J (2022) The H0 Olympics: A fair ranking of proposed models. *Phys Rept* 984:1–55. <https://doi.org/10.1016/j.physrep.2022.07.001>. [arXiv:2107.10291](https://arxiv.org/abs/2107.10291) [astro-ph.CO]
- Schöneberg N, Vacher L, Dias JDF, Carvalho MMCD, Martins CJAP (2023) News from the Swampland – Constraining string theory with astrophysics and cosmology [arXiv:2307.15060](https://arxiv.org/abs/2307.15060) [astro-ph.CO]
- Schwarz R, Dörscher S, Al-Masoudi A, Benkler E, Legero T, Sterr U, Weyers S, Rahm J, Lipphardt B, Lisdat C (2020) Long term measurement of the  $^{87}\text{Sr}$  clock frequency at the limit of primary Cs clocks. *Phys Rev Res* 2(3):033242. <https://doi.org/10.1103/PhysRevResearch.2.033242>. [arXiv:2005.07408](https://arxiv.org/abs/2005.07408) [physics.atom-ph]
- Scoccola CG, Landau SJ, Vucetich H (2008) Wmap-5yr constraints on time variation of  $\alpha$  and  $m_e$  in a detailed recombination scenario. *Phys Lett B* 669:212. [arXiv:0809.5028](https://arxiv.org/abs/0809.5028) [astro-ph]
- Scoccola CG, Landau SJ, Vucetich H (2009) Wmap 5-year constraints on time variation of  $\alpha$  and  $m_e$ . *Mem Soc Astron Ital* 80:814. [arXiv:0910.1083](https://arxiv.org/abs/0910.1083) [astro-ph.CO]
- Scolnic D, et al. (2022) The Pantheon+ Analysis: The Full Data Set and Light-curve Release. *Astrophys J* 938(2):113. <https://doi.org/10.3847/1538-4357/ac8b7a>. [arXiv:2112.03863](https://arxiv.org/abs/2112.03863) [astro-ph.CO]
- Scolnic DM, et al. (2018) The Complete Light-curve Sample of Spectroscopically Confirmed SNe Ia from Pan-STARRS1 and Cosmological Constraints from the Combined Pantheon Sample. *Astrophys J* 859(2):101. <https://doi.org/10.3847/1538-4357/aab9bb>. [arXiv:1710.00845](https://arxiv.org/abs/1710.00845) [astro-ph.CO]
- Seager S, Savelov DD, Scott D (1999) A new calculation of the recombination epoch. *Astrophys J Lett* 523:L1. <https://doi.org/10.1086/312250>. [astro-ph/9909275](https://arxiv.org/abs/astro-ph/9909275)
- Sekiguchi T, Takahashi T (2021) Early recombination as a solution to the  $H_0$  tension. *Phys Rev D* 103(8):083507. <https://doi.org/10.1103/PhysRevD.103.083507>. [arXiv:2007.03381](https://arxiv.org/abs/2007.03381) [astro-ph.CO]
- Serna A, Alimi JM (1996) Scalar-tensor cosmological models. *Phys Rev D* 53:3074. <https://doi.org/10.1103/PhysRevD.53.3074>
- Serot BD, Walecka JD (1997) Recent progress in quantum hadrodynamics. *Int J Mod Phys E* 6:515. <https://doi.org/10.1142/S0218301397000299>
- Seto O, Toda Y (2024) DESI constraints on varying electron mass model and axion-like early dark energy [arXiv:2405.11869](https://arxiv.org/abs/2405.11869) [astro-ph.CO]
- Seto O, Takahashi T, Toda Y (2023) Variation of the fine structure constant in the light of recent helium abundance measurement [arXiv:2305.16624](https://arxiv.org/abs/2305.16624) [astro-ph.CO]
- Shapiro II (1990) Solar system tests of general relativity: Recent results and present plans. In: Ashby N, Bartlett DF, Wyss W (eds) *General Relativity and Gravitation*. Cambridge University Press, Cambridge; New York, pp 313–330

- Shapiro II, Smith WB, Ash MB (1971) Gravitational constant: Experimental bound on its time variation. *Phys Rev Lett* 26:27. <https://doi.org/10.1103/PhysRevLett.26.27>
- Shapiro SS, Davis JL, Lebach DE, Gregory JS (2004) Measurement of the solar gravitational deflection of radio waves using geodetic very-long-baseline interferometry data, 1979–1999. *Phys Rev Lett* 92:121101. <https://doi.org/10.1103/PhysRevLett.92.121101>
- Shaw DJ (2007) Detecting seasonal changes in the fundamental constants. arXiv e-prints [arXiv:gr-qc/0702090](https://arxiv.org/abs/gr-qc/0702090)
- Shaw DJ, Barrow JD (2005) Varying couplings in electroweak theory. *Phys Rev D* 71:063525. <https://doi.org/10.1103/PhysRevD.71.063525>. [gr-qc/0412135](https://arxiv.org/abs/gr-qc/0412135)
- Shaw DJ, Barrow JD (2006) Local experiments see cosmologically varying constants. *Phys Lett B* 639:596–599. [gr-qc/0512117](https://arxiv.org/abs/gr-qc/0512117)
- Shaw DJ, Barrow JD (2009) Varying constants: constraints from seasonal variations. *Mem Soc Astron Ital* 80:791
- Shelkovnikov A, Butcher RJ, Chardonnet C, Amy-Klein A (2008) Stability of the proton-to-electron mass ratio. *Phys Rev Lett* 100:150801. <https://doi.org/10.1103/PhysRevLett.100.150801>. [arXiv:0803.1829](https://arxiv.org/abs/0803.1829) [physics.atom-ph]
- Shelnikov A, Butcher RJ, Chardonnet C, Amy-Klein A (2008) Stability of the proton-to-electron mass ratio. *Phys Rev Lett* 100:150801. <https://doi.org/10.1103/PhysRevLett.100.150801>. [arXiv:0803.1829](https://arxiv.org/abs/0803.1829) [physics.atom-ph]
- Sherrill N, et al. (2023) Analysis of atomic-clock data to constrain variations of fundamental constants [arXiv:2302.04565](https://arxiv.org/abs/2302.04565) [physics.atom-ph]
- Shlyakhter AI (1976) Direct test of the constancy of the fundamental constants using Oklo nuclear reactor. *Nature* 264:340. <https://doi.org/10.1038/264340a0>
- Sievers JL, et al. (2013) The Atacama Cosmology Telescope: Cosmological parameters from three seasons of data. *JCAP* 10:060. <https://doi.org/10.1088/1475-7516/2013/10/060>. [arXiv:1301.0824](https://arxiv.org/abs/1301.0824) [astro-ph.CO]
- Sigurdson K, Kurylov A, Kamionkowski M (2003) Spatial variation of the fine-structure parameter and the cosmic microwave background. *Phys Rev D* 68:103509. <https://doi.org/10.1103/PhysRevD.68.103509>. [astro-ph/0306372](https://arxiv.org/abs/astro-ph/0306372)
- Silva MF, Winther HA, Mota DF, Martins CJAP (2014) Spatial variations of the fine-structure constant in symmetron models. *Phys Rev D* 89(2):024025. <https://doi.org/10.1103/PhysRevD.89.024025>. [arXiv:1310.2152](https://arxiv.org/abs/1310.2152) [astro-ph.CO]
- Sisterna P, Vucetich H (1990) Time variation of fundamental constants: bounds from geophysical and astronomical data. *Phys Rev D* 41:1034. <https://doi.org/10.1103/PhysRevD.41.1034>
- Sloan D, Alves Batista R, Townsen Hicks M, Davies R, (Eds) (2020) *Fine tuning in the physical universe*. Cambridge University Press, Cambridge
- Smith GL, Hoyle CD, Gundlach JH, Adelberger EG, Heckel BR, Swanson HE (2000) Short range tests of the equivalence principle. *Phys Rev D* 61:022001. <https://doi.org/10.1103/PhysRevD.61.022001>
- Smith TL, Grin D, Robinson D, Qi D (2019) Probing spatial variation of the fine-structure constant using the CMB. *Phys Rev D* 99(4):043531. <https://doi.org/10.1103/PhysRevD.99.043531>. [arXiv:1808.07486](https://arxiv.org/abs/1808.07486) [astro-ph.CO]
- Smoliar M, Walker R, Morgan J (1996) Re-os ages from group IIA, IIIA, IVA and IVB iron meteorites. *Science* 271:1099. <https://doi.org/10.1126/science.271.5252.1099>
- Songaila A, Cowie LL (2014) Constraining the Variation of the Fine Structure Constant with Observations of Narrow Quasar Absorption Lines. *Astrophys J* 793:103. <https://doi.org/10.1088/0004-637X/793/2/103>. [arXiv:1406.3628](https://arxiv.org/abs/1406.3628) [astro-ph.CO]
- Spite M, Spite F (2009) Li isotopes in metal-poor halo dwarfs, a more and more complicated story. In: Charbonnel C, Tosi M, Primas F, Chiappini C (eds) *Light Elements in the Universe*. IAU Symposia, vol 268. Cambridge University Press, Cambridge; New York, pp 201–210. <https://doi.org/10.1017/S1743921310004138>. [arXiv:1002.1004](https://arxiv.org/abs/1002.1004) [astro-ph.GA]
- Srianand R, Chand H, Petitjean P, Aracil B (2004) Limits on the time variation of the electromagnetic fine-structure constant in the low energy limit from absorption lines in the spectra of distant quasars. *Phys Rev Lett* 92:121302. <https://doi.org/10.1103/PhysRevLett.92.121302>. [astro-ph/0402177](https://arxiv.org/abs/astro-ph/0402177)
- Srianand R, Chand H, Petitjean P, Aracil B (2007) Reply to the comment by m.t. murphy, j. k. webb, and v.v. flambaum. *Phys Rev Lett* 99:239002. <https://doi.org/10.1103/PhysRevLett.99.239002>



- [PhysRevLett.99.239002](#). [arXiv:0711.1742](#) [astro-ph]
- Srianand R, Noterdaeme P, Ledoux C, Petitjean P (2008) First detection of CO in a high-redshift damped Lyman- $\alpha$  system. *Astron Astrophys* 482:L39–L42. <https://doi.org/10.1051/0004-6361:200809727>
- Srianand R, Petitjean P, Chand H, Noterdaeme P, Gupta N (2009) Probing the variation of fundamental constants using QSO absorption lines. *Mem Soc Astron Ital* 80:842
- Srianand R, Gupta N, Petitjean P, Noterdaeme P, Ledoux C (2010) Detection of 21-cm,  $\text{H}_2$  and deuterium absorption at  $z > 3$  along the line of sight to J1337+3152. *Mon Not R Astron Soc* 405:1888–1900. <https://doi.org/10.1111/j.1365-2966.2010.16574.x>. [arXiv:1002.4620](#) [astro-ph.CO]
- Stadnik YV (2020) New bounds on macroscopic scalar-field topological defects from non-transient signatures due to environmental dependence and spatial variations of the fundamental constants. *Phys Rev D* 102:115016. <https://doi.org/10.1103/PhysRevD.102.115016>. [arXiv:2006.00185](#) [hep-ph]
- Stadnik YV (2021) Robust laboratory limits on a cosmological spatial gradient in the electromagnetic fine-structure constant from accelerometer experiments. *Phys Rev A* 103(6):062807. <https://doi.org/10.1103/PhysRevA.103.062807>. [arXiv:2010.01798](#) [physics.atom-ph]
- Stadnik YV, Flambaum VV (2015a) Can dark matter induce cosmological evolution of the fundamental constants of Nature? *Phys Rev Lett* 115(20):201301. <https://doi.org/10.1103/PhysRevLett.115.201301>. [arXiv:1503.08540](#) [astro-ph.CO]
- Stadnik YV, Flambaum VV (2015b) Manifestations of dark matter and variations of fundamental constants in atoms and astrophysical phenomena. [arXiv:1509.00966](#) [physics.atom-ph]
- Stadnik YV, Flambaum VV (2015c) Searching for dark matter and variation of fundamental constants with laser and maser interferometry. *Phys Rev Lett* 114:161301. <https://doi.org/10.1103/PhysRevLett.114.161301>. [arXiv:1412.7801](#) [hep-ph]
- Stadnik YV, Flambaum VV (2016a) Enhanced effects of variation of the fundamental constants in laser interferometers and application to dark matter detection. *Phys Rev A* 93(6):063630. <https://doi.org/10.1103/PhysRevA.93.063630>. [arXiv:1511.00447](#) [physics.atom-ph]
- Stadnik YV, Flambaum VV (2016b) Improved limits on interactions of low-mass spin-0 dark matter from atomic clock spectroscopy. *Phys Rev A* 94(2):022111. <https://doi.org/10.1103/PhysRevA.94.022111>. [arXiv:1605.04028](#) [physics.atom-ph]
- Stadnik YV, Flambaum VV (2018) Searches for New Particles Including Dark Matter with Atomic, Molecular and Optical Systems [https://doi.org/10.1007/978-3-030-73893-8\\_31](https://doi.org/10.1007/978-3-030-73893-8_31). [arXiv:1806.03115](#) [physics.atom-ph]
- Starkman GD, Trotta R (2006) Why anthropic reasoning cannot predict  $\lambda$ . *Phys Rev Lett* 97:201301. <https://doi.org/10.1103/PhysRevLett.97.201301>. [astro-ph/0607227](#)
- Stefanescu P (2007) Constraints on time variation of the fine structure constant from wmap-3yr data. *New Astronomy* 12:635. [arXiv:0707.0190](#) [astro-ph]
- Steinhardt PJ, Wesley D (2010) Exploring extra dimensions through observational tests of dark energy and varying Newton's constant. *arXiv e-prints* [arXiv:1003.2815](#) [astro-ph.CO]
- Steinmetz T, Wilken T, Araujo-Hauck C, Holzwarth R, Hänsch TW, Pasquini L, Manescau A, D'Odorico S, Murphy MT, Kentischer T, Schmidt W, Udem T (2008) Laser frequency combs for astronomical observations. *Science* 321:1335–1337. <https://doi.org/10.1126/science.1161030>. [arXiv:0809.1663](#) [astro-ph]
- Stoeger WR (2006) Retrodiction, multiverse hypotheses and their testability. *arXiv e-prints* [arXiv:astro-ph/0602356](#)
- Stoeger WR, Ellis GFR, Kirchner U (2004) Multiverses and cosmology: Philosophical issues. *arXiv e-prints* [arXiv:astro-ph/0407329](#)
- Stollenwerk PR, Kokish MG, de Oliveira-Filho AGS, Ornellas FR, Odom BC (2018) Optical Pumping of  $\text{TeH}^+$ : Implications for the Search for Varying  $m_p/m_e$ . *Atoms* 6(3):53. <https://doi.org/10.3390/atoms6030053>. [arXiv:1807.04248](#) [physics.atom-ph]
- Su Y, Heckel BR, Adelberger EG, Gundlach JH, Harris M, Smith GL, Swanson HE (1994) New tests of the universality of free fall. *Phys Rev D* 50:3614–3636. <https://doi.org/10.1103/PhysRevD.50.3614>

- Sun B, An J, Cao Z (2024) Constrain the time variation of the gravitational constant via the propagation of gravitational waves. *Phys Lett B* 848:138350. <https://doi.org/10.1016/j.physletb.2023.138350>. [arXiv:2308.00233](https://arxiv.org/abs/2308.00233) [gr-qc]
- Susskind L (2003) The anthropic landscape of string theory. *arXiv e-prints* [arXiv:hep-th/0302219](https://arxiv.org/abs/hep-th/0302219)
- Suzuki N, et al. (2012) The Hubble Space Telescope Cluster Supernova Survey: V. Improving the Dark Energy Constraints Above  $z>1$  and Building an Early-Type-Hosted Supernova Sample. *Astrophys J* 746:85. <https://doi.org/10.1088/0004-637X/746/1/85>. [arXiv:1105.3470](https://arxiv.org/abs/1105.3470) [astro-ph.CO]
- Syme AM, McKemmish LK (2020) Computational insight into diatomic molecules as probes to measure the variation of the proton-to-electron mass ratio. *Res Notes AAS* 4(8):139. <https://doi.org/10.3847/2515-5172/abae03>. [arXiv:2008.10799](https://arxiv.org/abs/2008.10799) [physics.atom-ph]
- Syme AM, Mousley A, Cunningham M, McKemmish LK (2020) Diatomic rovibronic transitions as potential probes for proton-to-electron mass ratio across cosmological time <https://doi.org/10.1071/CH19448>. [arXiv:2001.06121](https://arxiv.org/abs/2001.06121) [physics.chem-ph]
- Tahara HWH, Kobayashi T, Yokoyama J (2020) A NEW mechanism for freezing extra dimensions with higher-order curvature terms. *Phys Lett B* 811:135857. <https://doi.org/10.1016/j.physletb.2020.135857>. [arXiv:2005.14481](https://arxiv.org/abs/2005.14481) [gr-qc]
- Talmadge C, Berthias JP, Hellings RW, Standish EM (1988) Model Independent Constraints on Possible Modifications of Newtonian Gravity. *Phys Rev Lett* 61:1159–1162. <https://doi.org/10.1103/PhysRevLett.61.1159>
- Tamm C, Huntemann N, Lipphardt B, Gerginov V, Nemitz N, Kazda M, Weyers S, Peik E (2014) Cs-based optical frequency measurement using cross-linked optical and microwave oscillators. *Phys Rev A* 89(2):023820. <https://doi.org/10.1103/PhysRevA.89.023820>. [arXiv:1310.8190](https://arxiv.org/abs/1310.8190) [physics.atom-ph]
- Tarallo MG, Mazzoni T, Poli N, Sutyurin DV, Zhang X, Tino GM (2014) Test of einstein equivalence principle for 0-spin and half-integer-spin atoms: Search for spin-gravity coupling effects. *Phys Rev Lett* 113:023005. <https://doi.org/10.1103/PhysRevLett.113.023005>, URL <https://link.aps.org/doi/10.1103/PhysRevLett.113.023005>
- Taveras V, Yunes N (2008) The barbero-immirzi parameter as a scalar field:  $k$ -inflation from loop quantum gravity? *Phys Rev D* 78:064070. <https://doi.org/10.1103/PhysRevD.78.064070>. [arXiv:0807.2652](https://arxiv.org/abs/0807.2652) [gr-qc]
- Taylor TR, Veneziano G (1988) Dilaton couplings at large distance. *Phys Lett B* 213:450–454. [https://doi.org/10.1016/0370-2693\(88\)91290-7](https://doi.org/10.1016/0370-2693(88)91290-7)
- Tegmark M, Rees MJ (1998) Why is the level fluctuation level  $10^{-5}$ ? *Astrophys J* 499:526. [astro-ph/9709058](https://arxiv.org/abs/astro-ph/9709058)
- Tegmark M, Aguirre A, Rees MJ, Wilczek F (2006) Dimensionless constants, cosmology and other dark matters. *Phys Rev D* 73:023505. <https://doi.org/10.1103/PhysRevD.73.023505>. [astro-ph/0511774](https://arxiv.org/abs/astro-ph/0511774)
- Teller E (1948) On the change of physical constants. *Phys Rev* 73:801. <https://doi.org/10.1103/PhysRev.73.801>
- Terno DR, Vedovato F, Schiavon M, Smith ARH, Magnani P, Vallone G, Villoresi P (2018) Proposal for an optical interferometric measurement of the gravitational red-shift with satellite systems [arXiv:1811.04835](https://arxiv.org/abs/1811.04835) [gr-qc]
- Thielking J, Okhapkin MV, Glowacki P, Meier DM, von der Wense L, Seiferle B, Düllmann CE, Thierolf PG, Peik E (2018) Laser spectroscopic characterization of the nuclear-clock isomer  $^{229\text{m}}\text{Th}$ . *Nature* 556(7701):321–325. <https://doi.org/10.1038/s41586-018-0011-8>. [arXiv:1709.05325](https://arxiv.org/abs/1709.05325) [nucl-ex]
- Thierolf PG, Seiferle B, von der Wense L (2019a) Improving Our Knowledge on the  $^{229\text{m}}\text{Th}$  Isomer: Toward a Test Bench for Time Variations of Fundamental Constants. *Annalen Phys* 531(5):1800381. <https://doi.org/10.1002/andp.201800381>
- Thierolf PG, Seiferle B, von der Wense L (2019b) The  $^{229\text{m}}\text{Th}$  isomer: doorway to the road from the atomic clock to the nuclear clock. *J Phys B* 52(20):203001. <https://doi.org/10.1088/1361-6455/ab29b8>
- Thompson RI (1975) The determination of the electron-to-proton inertial mass via molecular transitions. *Astrophys Lett* 16:3
- Thompson RI (2009) Observational determinations of the proton to electron mass ratio in the early universe. *Mem Soc Astron Ital* 80:870



- Thompson RI (2017a) Fundamental Constant Observational Bounds on the Variability of the QCD Scale. *Mon Not Roy Astron Soc* 467(4):4558–4564. <https://doi.org/10.1093/mnras/stx433>. [arXiv:1702.06132](https://arxiv.org/abs/1702.06132) [astro-ph.CO]
- Thompson RI (2017b) Fundamental Constants as Monitors of the Universe. In: 14th Marcel Grossmann Meeting on Recent Developments in Theoretical and Experimental General Relativity, Astrophysics, and Relativistic Field Theories. vol 4. pp 3657–3663. [https://doi.org/10.1142/9789813226609\\_0476](https://doi.org/10.1142/9789813226609_0476). [arXiv:1602.03192](https://arxiv.org/abs/1602.03192) [astro-ph.CO]
- Thompson RI, Bechtold J, Black JH, Eisenstein D, Fan X, Kennicutt RC, Martins C, Prochaska JX, Shirley YL (2009) An observational determination of the proton to electron mass ratio in the early universe. *Astrophys J* 703:1648. <https://doi.org/10.1088/0004-637X/703/2/1648>. [arXiv:0907.4392](https://arxiv.org/abs/0907.4392) [astro-ph.CO]
- Thomson DR, LeMere M, Tang YC (1977) Systematic investigation of scattering problems with the resonating-group method. *Nucl Phys A* 286:53–66. [https://doi.org/10.1016/0375-9474\(77\)90007-0](https://doi.org/10.1016/0375-9474(77)90007-0)
- Thorsett SE (1996) The gravitational constant, the chandrasekhar limit, and neutron star masses. *Phys Rev Lett* 77:1432–1435. <https://doi.org/10.1103/PhysRevLett.77.1432>
- Tiedau J, Okhapkin MV, Zhang K, Thielking J, Zitzer G, Peik E, Schaden F, Pronebner T, Morawetz I, De Col LT, Schneider F, Leitner A, Pressler M, Kazakov GA, Beeks K, Sikorsky T, Schumm T (2024) Laser excitation of the th-229 nucleus. *Phys Rev Lett* 132:182501. <https://doi.org/10.1103/PhysRevLett.132.182501>, URL <https://link.aps.org/doi/10.1103/PhysRevLett.132.182501>
- Tiesinga E, Mohr PJ, Newell DB, Taylor BN (2021) CODATA recommended values of the fundamental physical constants: 2018\*. *Rev Mod Phys* 93(2):025010. <https://doi.org/10.1103/RevModPhys.93.025010>
- Tilanus RPJ, et al. (2014) Future mmVLBI Research with ALMA: A European vision [arXiv:1406.4650](https://arxiv.org/abs/1406.4650) [astro-ph.IM]
- Tobar ME, Wolf P, Bize S, Santarelli G, Flambaum V (2010) Testing Local Lorentz and Position Invariance and Variation of Fundamental Constants by searching the Derivative of the Comparison Frequency Between a Cryogenic Sapphire Oscillator and Hydrogen Maser. *Phys Rev D* 81:022003. <https://doi.org/10.1103/PhysRevD.81.022003>. [arXiv:0912.2803](https://arxiv.org/abs/0912.2803) [gr-qc]
- Tobar ME, et al. (2013) Testing local position and fundamental constant invariance due to periodic gravitational and boost using long-term comparison of the SYRTE atomic fountains and H-masers. *Phys Rev D* 87(12):122004. <https://doi.org/10.1103/PhysRevD.87.122004>. [arXiv:1306.1571](https://arxiv.org/abs/1306.1571) [gr-qc]
- Toda Y, Giarè W, Özlüker E, Di Valentino E, Vagnozzi S (2024) Combining pre- and post-recombination new physics to address cosmological tensions: case study with varying electron mass and a sign-switching cosmological constant [arXiv:2407.01173](https://arxiv.org/abs/2407.01173) [astro-ph.CO]
- Tohfa H, Crump J, Baker E, Hart L, Grin D, Brosius M, Chluba J (2023) A cosmic microwave background search for fine-structure constant evolution [arXiv:2307.06768](https://arxiv.org/abs/2307.06768) [astro-ph.CO]
- Touboul P, et al. (2017) MICROSCOPE Mission: First Results of a Space Test of the Equivalence Principle. *Phys Rev Lett* 119(23):231101. <https://doi.org/10.1103/PhysRevLett.119.231101>. [arXiv:1712.01176](https://arxiv.org/abs/1712.01176) [astro-ph.IM]
- Touboul P, et al. (2019) Space test of the Equivalence Principle: first results of the MICROSCOPE mission. *Class Quant Grav* 36(22):225006. <https://doi.org/10.1088/1361-6382/ab4707>. [arXiv:1909.10598](https://arxiv.org/abs/1909.10598) [gr-qc]
- Touboul P, et al. (2022) MICROSCOPE Mission: Final Results of the Test of the Equivalence Principle. *Phys Rev Lett* 129(12):121102. <https://doi.org/10.1103/PhysRevLett.129.121102>. [arXiv:2209.15487](https://arxiv.org/abs/2209.15487) [gr-qc]
- Trachenko K (2023) Viscosity and diffusion in life processes and tuning of fundamental constants [arXiv:2307.05273](https://arxiv.org/abs/2307.05273) [physics.bio-ph]
- Truppe S, Hendricks RJ, Tokunaga SK, Lewandowski HJ, Kozlov MG, Henkel C, Hinds EA, Tarbutt MR (2013) A search for varying fundamental constants using Hz-level frequency measurements of cold CH molecules. *Nature Commun* 4:2600. <https://doi.org/10.1038/ncomms3600>. [arXiv:1308.1496](https://arxiv.org/abs/1308.1496) [physics.atom-ph]
- Tsai YD, Eby J, Safronova MS (2023) Direct detection of ultralight dark matter bound to the Sun with space quantum sensors. *Nature Astron* 7(1):113–121. <https://doi.org/10.1038/s41550-022-0141-4>

- 1038/s41550-022-01833-6. [arXiv:2112.07674](#) [hep-ph]
- Tsanavaris P, Murphy MT, Webb JK, Flambaum VV, Curran SJ (2007) Probing variations in fundamental constants with radio and optical quasar absorption-line observations. *Mon Not R Astron Soc* 374:634–646. [https://doi.org/10.1111/j.1365-2966.2006.11178.x](#). [astro-ph/0610326](#)
- Turyshev SG (2008) Experimental tests of general relativity. *Annu Rev Nucl Part Sci* 58:207–248. [https://doi.org/10.1146/annurev.nucl.58.020807.111839](#). [arXiv:0806.1731](#) [gr-qc]
- Tutusaus I, Lamine B, Blanchard A, Dupays A, Rousset Y, Zolnierowski Y (2016) Dark sectors of the Universe: A Euclid survey approach. *Phys Rev D* 94(12):123515. [https://doi.org/10.1103/PhysRevD.94.123515](#). [arXiv:1607.08016](#) [astro-ph.CO]
- Tzalenchuk A, Spethmann N, Prior T, Hendricks JH, Pan Y, Bujanja V, Temporão GP, Yu DH, Ilić D, Goldstein BL (2022) The expanding role of National Metrology Institutes in the quantum era. *Nature Phys* 18(7):724–727. [https://doi.org/10.1038/s41567-022-01659-z](#)
- Tzanavaris P, Webb JK, Murphy MT, Flambaum VV, Curran SJ (2005) Limits on variations in fundamental constants from 21-cm and ultraviolet quasar absorption lines. *Phys Rev Lett* 95:041301. [https://doi.org/10.1103/PhysRevLett.95.041301](#). [astro-ph/0412649](#)
- Ubachs W (2018) Search for varying constants of nature from astronomical observation of molecules. *Space Sci Rev* 214(1):3. [https://doi.org/10.1007/s11214-017-0432-y](#). [arXiv:1709.07704](#) [astro-ph.CO]
- Ubachs W, Koelemeij JCJ, Eikema KSE, Salumbides EJ (2015) Physics beyond the Standard Model from hydrogen spectroscopy [arXiv:1511.00985](#) [physics.atom-ph]
- Ubachs W, Bagdonaite J, Salumbides EJ, Murphy MT, Kaper L (2016) Search for a drifting proton–electron mass ratio from H<sub>2</sub>. *Rev Mod Phys* 88:021003. [https://doi.org/10.1103/RevModPhys.88.021003](#). [arXiv:1511.04476](#) [astro-ph.GA]
- Ubachs W, Salumbides EJ, Murphy MT, Abgrall H, Roueff E (2019) H<sub>2</sub>/HD molecular data for analysis of quasar spectra in search of varying constants. *Astron Astrophys* 622:A127. [https://doi.org/10.1051/0004-6361/201834782](#). [arXiv:1812.03628](#) [astro-ph.CO]
- Ubbaldi L (2010) Effects of theta on the deuteron binding energy and the triple-alpha process. *Phys Rev D* 81:025011. [https://doi.org/10.1103/PhysRevD.81.025011](#). [arXiv:0811.1599](#) [hep-ph]
- Unzicker A (2009) A look at the abandoned contributions to cosmology of dirac, sciama and dicke. *Ann Phys (Berlin)* 18(1):57. [https://doi.org/10.1002/andp.200810335](#). [arXiv:0708.3518](#) [physics.gen-ph]
- Uzan JP (1999) Cosmological scaling solutions of nonminimally coupled scalar fields. *Phys Rev D* 59:123510. [https://doi.org/10.1103/PhysRevD.59.123510](#). [gr-qc/9903004](#)
- Uzan JP (2003a) The fundamental constants an their variation: observational and theoretical status. *Rev Mod Phys* 75:403–455. [https://doi.org/10.1103/RevModPhys.75.403](#). [hep-ph/0205340](#)
- Uzan JP (2003b) Tests of gravity on astrophysical scales and variation of the constants. *Annales Henri Poincaré* 4:S347–S369. [https://doi.org/10.1007/s00023-003-0927-9](#)
- Uzan JP (2004) Variation of the constants of nature in the early and late universe. In: Martins CJAP, Avelino PP, Costa MS, Mack K, Mota MF, Parry M (eds) *Phi in the Sky: The Quest for Cosmological Scalar Fields*. AIP Conference Proceedings, vol 736. American Institute of Physics, Melville, NY, pp 3–20. [https://doi.org/10.1063/1.1835171](#). [astro-ph/0409424](#)
- Uzan JP (2007) The acceleration of the universe and the physics behind it. *Gen Relativ Gravit* 39:307. [https://doi.org/10.1007/s10714-006-0385-z](#). [astro-ph/0605313](#)
- Uzan JP (2009) Fundamental constants, general relativity and cosmology. *Mem Soc Astron Ital* 80:762
- Uzan JP (2010a) Dark energy, gravitation and the copernican principle. In: Ruiz-Lapuente P (ed) *Dark Energy: Observational and Theoretical Approaches*. Cambridge University Press, Cambridge; New York, pp 3–47. [arXiv:0912.5452](#) [gr-qc]
- Uzan JP (2010b) Fundamental constants and tests of general relativity – theoretical and cosmological considerations. *Space Sci Rev* 148:249. [arXiv:0907.3081](#) [gr-qc]
- Uzan JP (2010c) Tests of general relativity on astrophysical scales. *Gen Relativ Gravit* 42:2219. [https://doi.org/10.1007/s10714-010-1047-8](#). [arXiv:0908.2243](#) [astro-ph.CO]

- Uzan JP (2011) Varying Constants, Gravitation and Cosmology. *Living Rev Rel* 14:2. <https://doi.org/10.12942/lrr-2011-2>. [arXiv:1009.5514](https://arxiv.org/abs/1009.5514) [astro-ph.CO]
- Uzan JP (2015) The stability of fundamental constants. *Comptes rendus Physique* 16:576–585. <https://doi.org/10.1016/j.crhy.2015.03.007>
- Uzan JP (2021) The Big-Bang Theory: Construction, Evolution and Status. *Prog Math Phys* 76:1–72. [https://doi.org/10.1007/978-3-030-67392-5\\_1](https://doi.org/10.1007/978-3-030-67392-5_1). [arXiv:1606.06112](https://arxiv.org/abs/1606.06112) [astro-ph.CO]
- Uzan JP, Bernardeau F (2001) Lensing at cosmological scales: A Test of higher dimensional gravity. *Phys Rev D* 64:083004. <https://doi.org/10.1103/PhysRevD.64.083004>. [arXiv:hep-ph/0012011](https://arxiv.org/abs/hep-ph/0012011)
- Uzan JP, Leclercq B (2008) *The Natural Laws of the Universe: Understanding Fundamental Constants*. Springer-Praxis Books in Popular Astronomy, Springer; Praxis, New York; Chichester, UK
- Uzan JP, Leclercq B (2020) *L'importance des constantes*. Dunod, Paris, France
- Uzan JP, Lehoucq R (2005) *Les constantes fondamentales*. Belin, Paris
- Uzan JP, Pitrou C (2024) Hubble tension as a window on the gravitation of the dark matter sector: Exploration of a family of models. *Phys Rev D* 109(10):103505. <https://doi.org/10.1103/PhysRevD.109.103505>. [arXiv:2312.12408](https://arxiv.org/abs/2312.12408) [astro-ph.CO]
- Uzan JP, Aghanim N, Mellier Y (2004) The Distance duality relation from x-ray and SZ observations of clusters. *Phys Rev D* 70:083533. <https://doi.org/10.1103/PhysRevD.70.083533>. [arXiv:astro-ph/0405620](https://arxiv.org/abs/astro-ph/0405620)
- Uzan JP, Bernardeau F, Mellier Y (2008a) Time drift of cosmological redshifts and its variance. *Phys Rev D* 77:021301(R). <https://doi.org/10.1103/PhysRevD.77.021301>. [arXiv:0711.1950](https://arxiv.org/abs/0711.1950) [astro-ph]
- Uzan JP, Clarkson C, Ellis GFR (2008b) Time drift of cosmological redshifts as a test of the copernican principle. *Phys Rev Lett* 100:191303. <https://doi.org/10.1103/PhysRevLett.100.191303>. [arXiv:0801.0068](https://arxiv.org/abs/0801.0068) [astro-ph]
- Uzan JP, Ellis G, Sloan D (2020) Climbing up the theories of Nature: fine tuning and biological molecules. In: Sloan D, Alves Batista R, Townsen Hicks M, Davies R (eds) *Fine tuning in the physical universe*. Cambridge University Press, Cambridge, pp 511–538
- Vaas R (2010) Multiverse scenarios in cosmology: Classification, cause, challenge, controversy, and criticism. *J Cosmol* 4:664–673. URL <http://journalofcosmology.com/Multiverse7.html>. [arXiv:1001.0726](https://arxiv.org/abs/1001.0726) [physics.gen-ph]
- Vacher L, Schöneberg N (2024) Incompatibility of fine-structure constant variations at recombination with local observations. *Phys Rev D* 109(10):103520. <https://doi.org/10.1103/PhysRevD.109.103520>. [arXiv:2403.02256](https://arxiv.org/abs/2403.02256) [astro-ph.CO]
- Vacher L, Dias JaF, Schöneberg N, Martins CJAP, Vinzl S, Nesseris S, Cañas Herrera G, Martinelli M (2022) Constraints on extended Bekenstein models from cosmological, astrophysical, and local data. *Phys Rev D* 106(8):083522. <https://doi.org/10.1103/PhysRevD.106.083522>. [arXiv:2207.03258](https://arxiv.org/abs/2207.03258) [astro-ph.CO]
- Vacher L, Schöneberg N, Dias JDF, Martins CJAP, Pimenta F (2023) Runaway dilaton models: improved constraints from the full cosmological evolution [arXiv:2301.13500](https://arxiv.org/abs/2301.13500) [astro-ph.CO]
- Van Tilburg K, Leefter N, Bougas L, Budker D (2015) Search for ultralight scalar dark matter with atomic spectroscopy. *Phys Rev Lett* 115(1):011802. <https://doi.org/10.1103/PhysRevLett.115.011802>. [arXiv:1503.06886](https://arxiv.org/abs/1503.06886) [physics.atom-ph]
- Varshalovich DA, Levshakov SA (1993) On a time dependence of physical constants. *J Exp Theor Phys Lett* 58:231
- Varshalovich DA, Potekhin AY (1996) Have the masses of molecules changed during the lifetime of the universe? *Astron Lett* 22:1
- Vayonakis CE (1988) Variation of Low-energy Parameters, Primordial Nucleosynthesis and a New Weak Force. *Phys Lett B* 213:419–421. [https://doi.org/10.1016/0370-2693\(88\)91284-1](https://doi.org/10.1016/0370-2693(88)91284-1)
- van Veldhoven J, Kupper, Bethlem H, Sartakov B, van Roij A, Meijer G (2004) Decelerated molecular beams for high-resolution spectroscopy - The hyperfine structure of  $^{15}\text{ND}_3$ . *Eur Phys J D* 31:337–349. <https://doi.org/10.1140/epjd/e2004-00160-9>
- Veneziano G (1986) A stringy nature needs just two constants. *Europhys Lett* 2:199. <https://doi.org/10.1209/0295-5075/2/3/006>

- Veneziano G (2002) Large- $n$  bounds on, and compositeness limit of, gauge and gravitational interactions. *J High Energy Phys* 2002(06):051. <https://doi.org/10.1088/1126-6708/2002/06/051>. [hep-th/0110129](https://arxiv.org/abs/hep-th/0110129)
- Verbiest JPW, Bailes M, van Straten W, Hobbs GB, Edwards RT, Manchester RN, Bhat NDR, Sarkissian JM, Jacoby BA, Kulkarni SR (2008) Precision timing of psr j0437-4715: an accurate pulsar distance, a high pulsar mass and a limit on the variation of Newton's gravitational constant. *Astrophys J* 679:675–680. <https://doi.org/10.1086/529576>. [arXiv:0801.2589](https://arxiv.org/abs/0801.2589) [astro-ph]
- Vernet J, et al. (2011) X-shooter, the new wide band intermediate resolution spectrograph at the ESO Very Large Telescope. *Astron Astrophys* 536:A105. <https://doi.org/10.1051/0004-6361/201117752>. [arXiv:1110.1944](https://arxiv.org/abs/1110.1944) [astro-ph.IM]
- Vessot RFC, Levine MW (1979) A test of the equivalence principle using a space-borne clock. *Gen Relativ Gravit* 10:181–204. <https://doi.org/10.1007/BF00759854>
- Viatkina AV, Kozlov MG (2014) Sensitivity of Tunneling-Rotational Transitions in Ethylene Glycol to Variation of Electron-to-Proton Mass Ratio. *J Molec Spectrosc* 300:94. <https://doi.org/10.1016/j.jms.2014.03.002>. [arXiv:1401.6561](https://arxiv.org/abs/1401.6561) [physics.atom-ph]
- Vielzeuf PE, Martins CJAP (2014) Varying constants and dark energy with the E-ELT. *Mem Soc Ast It* 85(1):155–160. [arXiv:1309.7771](https://arxiv.org/abs/1309.7771) [astro-ph.CO]
- Vijaykumar A, Kapadia SJ, Ajith P (2021) Constraints on the time variation of the gravitational constant using gravitational-wave observations of binary neutron stars. *Phys Rev Lett* 126(14):141104. <https://doi.org/10.1103/PhysRevLett.126.141104>. [arXiv:2003.12832](https://arxiv.org/abs/2003.12832) [gr-qc]
- Vila SC (1976) Changing gravitational constant and white dwarfs. *Astrophys J* 206:213. <https://doi.org/10.1086/154373>
- Vilenkin A (1995) Predictions from quantum cosmology. *Phys Rev Lett* 74:846–849. <https://doi.org/10.1103/PhysRevLett.74.846>. [gr-qc/9406010](https://arxiv.org/abs/gr-qc/9406010)
- Vilenkin A, Shellard P (1994) *Cosmic Strings and Other Topological Defects*. Cambridge University Press
- Volovik GE (2002) Fundamental constants in effective theory. *J Exp Theor Phys Lett* 76:77. <https://doi.org/10.1134/1.1510061>. [physics/0203075](https://arxiv.org/abs/physics/0203075)
- Volovik GE (2009)  $\hbar$  as parameter of minkowski metric in effective theory. *J Exp Theor Phys Lett* 90:697–704. <https://doi.org/10.1134/S0021364009230027>. [arXiv:0904.1965](https://arxiv.org/abs/0904.1965) [gr-qc]
- Wagner TA, Schlamminger S, Gundlach JH, Adelberger EG (2012a) Torsion-balance tests of the weak equivalence principle. *Class Quant Grav* 29:184002. <https://doi.org/10.1088/0264-9381/29/18/184002>. [arXiv:1207.2442](https://arxiv.org/abs/1207.2442) [gr-qc]
- Wagner TA, Schlamminger S, Gundlach JH, Adelberger EG (2012b) Torsion-balance tests of the weak equivalence principle. *Class Quant Grav* 29:184002. <https://doi.org/10.1088/0264-9381/29/18/184002>. [arXiv:1207.2442](https://arxiv.org/abs/1207.2442) [gr-qc]
- Wang K, Chen L (2022) Consistency test of the fine-structure constant from the whole ionization history. *JCAP* 10:070. <https://doi.org/10.1088/1475-7516/2022/10/070>. [arXiv:2207.06719](https://arxiv.org/abs/2207.06719) [astro-ph.CO]
- Wcisło P, et al. (2018) New bounds on dark matter coupling from a global network of optical atomic clocks. *Sci Adv* 4(12):eaau4869. <https://doi.org/10.1126/sciadv.aau4869>. [arXiv:1806.04762](https://arxiv.org/abs/1806.04762) [physics.atom-ph]
- Webb JK, Flambaum VV, Churchill CW, Drinkwater MJ, Barrow JD (1999) Search for time variation of the fine structure constant. *Phys Rev Lett* 82:884–887. <https://doi.org/10.1103/PhysRevLett.82.884>. [astro-ph/9803165](https://arxiv.org/abs/astro-ph/9803165)
- Webb JK, Murphy MT, Flambaum VV, Dzuba VA, Barrow JD, Churchill CW, Prochaska JX, Wolfe AM (2001) Further evidence for cosmological evolution of the fine structure constant. *Phys Rev Lett* 87:091301. <https://doi.org/10.1103/PhysRevLett.87.091301>. [astro-ph/0012539](https://arxiv.org/abs/astro-ph/0012539)
- Webb JK, King JA, Murphy MT, Flambaum VV, Carswell RF, Bainbridge MB (2011) Indications of a spatial variation of the fine structure constant. *Phys Rev Lett* 107:191101. <https://doi.org/10.1103/PhysRevLett.107.191101>. [arXiv:1008.3907](https://arxiv.org/abs/1008.3907) [astro-ph.CO]
- Webb JK, Lee CC, Milakovic D, Flambum VV, Dzuba VA, Magueijo J (2023) The Mystery of Alpha and the Isotopes [arXiv:2401.00888](https://arxiv.org/abs/2401.00888) [astro-ph.CO]
- van Weerdenburg F, Murphy MT, Malec AL, Kaper L, Ubachs W (2011) First constraint on cosmological variation of the proton-to-electron mass ratio from two independent tele-

- scopes. *Phys Rev Lett* 106:180802. <https://doi.org/10.1103/PhysRevLett.106.180802>. [arXiv:1104.2969](https://arxiv.org/abs/1104.2969) [astro-ph.CO]
- Wei JN, Chen RJ, Wei JJ, Lopez-Corredoira M, Wu XF (2024) Measuring the Time Variation of the Fine-structure Constant with Quasars Detected by LAMOST [arXiv:2409.01554](https://arxiv.org/abs/2409.01554) [astro-ph.CO]
- Weinberg S (1983a) Charges from extra dimensions. *Phys Lett B* 125:265–269. [https://doi.org/10.1016/0370-2693\(83\)91281-9](https://doi.org/10.1016/0370-2693(83)91281-9)
- Weinberg S (1983b) Overview of theoretical prospects for understanding the values of fundamental constants. *Philos Trans R Soc London, Ser A* 310:249. <https://doi.org/10.1098/rsta.1983.0086>
- Weinberg S (1987) Anthropic bound on the cosmological constant. *Phys Rev Lett* 59:2607–2610. <https://doi.org/10.1103/PhysRevLett.59.2607>
- Weinberg S (1989) The cosmological constant problem. *Rev Mod Phys* 61:1–23. <https://doi.org/10.1103/RevModPhys.61.1>
- Weiss A, Walter F, Downes D, Carrili CL, Henkel C, Menten KM, Cox P (2012) On the Variations of Fundamental Constants and AGN feedback in the QSO host galaxy RXJ0911.4+0551 at  $z=2.79$ . *Astrophys J* 753:102. <https://doi.org/10.1088/0004-637X/753/2/102>. [arXiv:1204.5614](https://arxiv.org/abs/1204.5614) [astro-ph.CO]
- Welsh L, Cooke R, Fumagalli M, Pettini M (2020) A bound on the 12C/13C ratio in near-pristine gas with ESPRESSO. *Monthly Notices of the Royal Astronomical Society* 494(1):1411–1423. <https://doi.org/10.1093/mnras/staa807>, URL <https://academic.oup.com/mnras/article-pdf/494/1/1411/33035161/staa807.pdf>
- Weltman A, et al. (2020) Fundamental physics with the Square Kilometre Array. *Publ Astron Soc Austral* 37:e002. <https://doi.org/10.1017/pasa.2019.42>. [arXiv:1810.02680](https://arxiv.org/abs/1810.02680) [astro-ph.CO]
- Wendt M, Molaro P (2011) Robust limit on a varying proton-to-electron mass ratio from a single H2 system. *Astron Astrophys* 526:A96. <https://doi.org/10.1051/0004-6361/201014835>. [arXiv:1009.3133](https://arxiv.org/abs/1009.3133) [astro-ph.CO]
- Wendt M, Molaro P (2012) QSO 0347-383 and the invariance of  $m_p/m_e$  in the course of cosmic time. *Astron Astrophys* 541:A69. <https://doi.org/10.1051/0004-6361/201218862>. [arXiv:1203.3193](https://arxiv.org/abs/1203.3193) [astro-ph.CO]
- Wendt M, Reimers D (2008) Variability of the proton-to-electron mass ratio on cosmological scales. *Eur Phys J Special Topics* 163:197–206. <https://doi.org/10.1140/epjst/e2008-00820-x>. [arXiv:0802.1160](https://arxiv.org/abs/0802.1160) [astro-ph]
- von der Wense L, et al. (2016) Direct detection of the 229Th nuclear clock transition. *Nature* 533:47–51. <https://doi.org/10.1038/nature17669>. [arXiv:1710.11398](https://arxiv.org/abs/1710.11398) [nucl-ex]
- Wetterich C (2003a) Crossover quintessence and cosmological history of fundamental ‘constants’. *Phys Lett B* 561:10. [hep-ph/0301261](https://arxiv.org/abs/hep-ph/0301261)
- Wetterich C (2003b) Probing quintessence with time variation of couplings. *J Cosmol Astropart Phys* 2003(10):002. <https://doi.org/10.1088/1475-7516/2003/10/002>. [hep-ph/0203266](https://arxiv.org/abs/hep-ph/0203266)
- Wetterich C (2007) Growing neutrinos and cosmological selection. *Phys Lett B* 655:201–208. <https://doi.org/10.1016/j.physletb.2007.08.060>. [arXiv:0706.4427](https://arxiv.org/abs/0706.4427) [hep-ph]
- Whitmore JB, Murphy MT (2015) Impact of instrumental systematic errors on fine-structure constant measurements with quasar spectra. *Mon Not Roy Astron Soc* 447(1):446–462. <https://doi.org/10.1093/mnras/stu2420>. [arXiv:1409.4467](https://arxiv.org/abs/1409.4467) [astro-ph.IM]
- Whitmore JB, Murphy MT, Griest K (2010) Wavelength calibration of the VLT-UVES spectrograph. *Astrophys J* 732:89–99. <https://doi.org/10.1088/0004-637X/723/1/89>. [arXiv:1004.3325](https://arxiv.org/abs/1004.3325) [astro-ph.IM]
- Wicht A, Hensley JM, Sarajlic E, Chu S (2002) A preliminary measurement of the fine structure constant based on atom interferometry. *Physica Scripta* 2002(T102):82. <https://doi.org/10.1238/Physica.Topical.102a00082>, URL <https://dx.doi.org/10.1238/Physica.Topical.102a00082>
- Wignall JWG (2000) How many fundamental constants does quantum physics need? *Int J Mod Phys A* 15:875
- Wiklind T, Combes F (1997) Molecular absorption lines at high redshift: Pks 1413+135 ( $z = 0.247$ ). *Astron Astrophys* 328:48. [astro-ph/9708051](https://arxiv.org/abs/astro-ph/9708051)



- Wilczek F (2005) Enlightenment, knowledge, ignorance, temptation. arXiv e-prints [arXiv:hep-ph/0512187](https://arxiv.org/abs/hep-ph/0512187)
- Wilczek F (2007) Fundamental constants. arXiv e-prints [arXiv:0708.4361](https://arxiv.org/abs/0708.4361) [hep-ph]
- Wilczynska MR, et al. (2020) Four direct measurements of the fine-structure constant 13 billion years ago. *Sci Adv* 6(17):eaay9672. <https://doi.org/10.1126/sciadv.aay9672>. [arXiv:2003.07627](https://arxiv.org/abs/2003.07627) [astro-ph.CO]
- Wilkinson DH (1958) Do the ‘constants of nature’ change with time? *Philos Mag* 3:582. <https://doi.org/10.1080/14786435808565799>
- Will CM (1993) *Theory and Experiment in Gravitational Physics*, 2nd edn. Cambridge University Press, Cambridge; New York
- Will CM (2006) The confrontation between general relativity and experiment. *Living Rev Relativ* 9:3. <https://doi.org/10.12942/lrr-2006-3>. [gr-qc/0510072](https://arxiv.org/abs/gr-qc/0510072)
- Williams JG, Dicke RH, Bender PL, Alley CO, Carter WE, Currie DG, Eckhardt DH, Faller JE, Kaula WM, Mulholland JD, Plotkin HH, Poultney SK, Shelus PJ, Silverberg EC, Sinclair WS, Slade MA, Wilkinson DT (1976) New test of the equivalence principle from lunar laser ranging. *Phys Rev Lett* 36:551–554. <https://doi.org/10.1103/PhysRevLett.36.551>
- Williams JG, Newhall XX, Dickey JO (1996) Relativity parameters determined from lunar laser ranging. *Phys Rev D* 53:6730–6739. <https://doi.org/10.1103/PhysRevD.53.6730>
- Williams JG, Turyshev SG, Boggs DH (2004) Progress in lunar laser ranging tests of relativistic gravity. *Phys Rev Lett* 93:261101. <https://doi.org/10.1103/PhysRevLett.93.261101>. [gr-qc/0411113](https://arxiv.org/abs/gr-qc/0411113)
- Williams JG, Turyshev SG, Boggs D (2012) Lunar Laser Ranging Tests of the Equivalence Principle. *Class Quant Grav* 29:184004. <https://doi.org/10.1088/0264-9381/29/18/184004>. [arXiv:1203.2150](https://arxiv.org/abs/1203.2150) [gr-qc]
- Witten E (1981) Search for a realistic kaluza-klein theory. *Nucl Phys B* 186:412. [https://doi.org/10.1016/0550-3213\(81\)90021-3](https://doi.org/10.1016/0550-3213(81)90021-3)
- Witten E (1984) Some properties of  $o(32)$  superstrings. *Phys Lett B* 149:351–356. [https://doi.org/10.1016/0370-2693\(84\)90422-2](https://doi.org/10.1016/0370-2693(84)90422-2)
- Wolf P, Bordé CJ, Clairon A, Duchayne L, Landragin, et al. (2009) Quantum physics exploring gravity in the outer solar system: the SAGAS project. *Exp Astron* 23:651–687. <https://doi.org/10.1007/s10686-008-9118-5>. [arXiv:0711.0304](https://arxiv.org/abs/0711.0304) [gr-qc]
- Wolfe AM, Broderick JJ, Condon JJ, Johnston KJ (1976) 3C 286: A cosmological QSO? *Astrophys J Lett* 208:L47. <https://doi.org/10.1086/182230>
- Wu F, Chen X (2010) Cosmic microwave background with Brans-Dicke gravity II: constraints with the WMAP and SDSS data. *Phys Rev D* 82:083003. <https://doi.org/10.1103/PhysRevD.82.083003>. [arXiv:0903.0385](https://arxiv.org/abs/0903.0385) [astro-ph.CO]
- Wu J, Li Q, Liu J, Xue C, Yang S, Shao C, Tu L, Hu Z, Luo J (2019) Progress in Precise Measurements of the Gravitational Constant. *Annalen Phys* 531(5):1900013. <https://doi.org/10.1002/andp.201900013>
- Wu YS, Wang Z (1986) Time variation of Newton’s gravitational constant in superstring theories. *Phys Rev Lett* 57:1978. <https://doi.org/10.1103/PhysRevLett.57.1978>
- Xu YY, Deng XB, Duan XC, Cao LS, Zhou MK, Shao CG, Hu ZK (2022) de-Broglie Wavelength Enhanced Weak Equivalence Principle Test for Atoms in Different Hyperfine States [arXiv:2210.08533](https://arxiv.org/abs/2210.08533) [physics.atom-ph]
- Yang J, Schramm DN, Steigmann G, Rood RT (1979) Time variation of Newton’s gravitational constant in superstring theories. *Astrophys J* 227:697
- Yeh TH, Olive KA, Fields BD (2021) The impact of new  $d(p,\gamma)3$  rates on Big Bang Nucleosynthesis. *JCAP* 03:046. <https://doi.org/10.1088/1475-7516/2021/03/046>. [arXiv:2011.13874](https://arxiv.org/abs/2011.13874) [astro-ph.CO]
- Yeh TH, Shelton J, Olive KA, Fields BD (2022) Probing physics beyond the standard model: limits from BBN and the CMB independently and combined. *JCAP* 10:046. <https://doi.org/10.1088/1475-7516/2022/10/046>. [arXiv:2207.13133](https://arxiv.org/abs/2207.13133) [astro-ph.CO]
- Yong D, Grundahl F, Lambert DL, Nissen PE, Shetrone MD (2003) Mg isotopic ratios in giant stars of the globular cluster ngc 6752. *Astron Astrophys* 402:985–1001. <https://doi.org/10.1051/0004-6361:20030296>. [astro-ph/0303057](https://arxiv.org/abs/astro-ph/0303057)
- Yoo JJ, Scherrer RJ (2003) Big bang nucleosynthesis and cosmic background constraints on the time variation of the higgs vacuum expectation value. *Phys Rev D* 67:043517.

- <https://doi.org/10.1103/PhysRevD.67.043517>. astro-ph/0211545
- Yuan L, Wu J, Yang SJ (2023) Current Status and Prospects on High-Precision Quantum Tests of the Weak Equivalence Principle with Cold Atom Interferometry. *Symmetry* 15(9):1769. <https://doi.org/10.3390/sym15091769>
- Yunes N, Pretorius F, Spergel D (2010) Constraining the evolutionary history of Newton's constant with gravitational wave observations. *Phys Rev D* 81:064018. <https://doi.org/10.1103/PhysRevD.81.064018>. arXiv:0912.2724 [gr-qc]
- Yunes N, Siemens X, Yagi K (2024) Gravitational-Wave Tests of General Relativity with Ground-Based Detectors and Pulsar-Timing Arrays arXiv:2408.05240 [gr-qc]
- Yurchenko SN, Tennyson J, Barber RJ, Thiel W (2013) Vibrational transition moments of CH<sub>4</sub> from first principles. *J Molec Spectrosc* 291:69. <https://doi.org/10.1016/j.jms.2013.05.014>. arXiv:1302.1720 [astro-ph.SR]
- Zaheer MH, Matjelo NJ, Hume DB, Safronova MS, Leibbrandt DR (2023) Quantum metrology algorithms for dark matter searches with clocks arXiv:2302.12956 [quant-ph]
- Zelevinsky T, Kotochigova S, Ye J (2008) Precision Test of Mass Ratio Variations with Lattice-Confined Ultracold Molecules. *Phys Rev Lett* 100:043201. <https://doi.org/10.1103/PhysRevLett.100.043201>. arXiv:0708.1806 [physics.atom-ph]
- Zhai ZX, Liu XM, Zhang ZS, Zhang TJ (2013) Estimations of cosmological parameters from the observational variation of the fine structure constant. *Res Astron Astrophys* 13(12):1423–1437. <https://doi.org/10.1088/1674-4527/13/12/003>. arXiv:1207.2926 [astro-ph.CO]
- Zhang C, et al. (2024) Frequency ratio of the <sup>229m</sup>Th nuclear isomeric transition and the <sup>87</sup>Sr atomic clock. *Nature* 633(8028):63–70. <https://doi.org/10.1038/s41586-024-07839-6>. arXiv:2406.18719 [physics.atom-ph]
- Zhang J, Frieman JA (2022) Mirror Dark Sector Solution of the Hubble Tension with Time-varying Fine-structure Constant arXiv:2211.03236 [astro-ph.CO]
- Zhang X, Banerjee A, Leyser M, Perez G, Schiller S, Budker D, Antypas D (2023) Search for ultralight dark matter with spectroscopy of radio-frequency atomic transitions. *Phys Rev Lett* 130:251002. <https://doi.org/10.1103/PhysRevLett.130.251002>, URL <https://link.aps.org/doi/10.1103/PhysRevLett.130.251002>
- Zhao W, Wright BS, Li B (2018) Constraining the time variation of Newton's constant  $G$  with gravitational-wave standard sirens and supernovae. *JCAP* 10:052. <https://doi.org/10.1088/1475-7516/2018/10/052>. arXiv:1804.03066 [astro-ph.CO]
- Zhou L, He C, Yan ST, Chen X, Gao DF, Duan WT, Ji YH, Xu RD, Tang B, Zhou C, Barthwal S, Wang Q, Hou Z, Xiong ZY, Zhang YZ, Liu M, Ni WT, Wang J, Zhan MS (2021) Joint mass-and-energy test of the equivalence principle at the  $10^{-10}$  level using atoms with specified mass and internal energy. *Phys Rev A* 104:022822. <https://doi.org/10.1103/PhysRevA.104.022822>, URL <https://link.aps.org/doi/10.1103/PhysRevA.104.022822>
- Zhu WW, et al. (2015) Testing Theories of Gravitation Using 21-Year Timing of Pulsar Binary J1713+0747. *Astrophys J* 809(1):41. <https://doi.org/10.1088/0004-637X/809/1/41>. arXiv:1504.00662 [astro-ph.SR]
- Zyla PA, et al. (2020) Review of Particle Physics. *PTEP* 2020(8):083C01. <https://doi.org/10.1093/ptep/ptaa104>