

# The Euler-Lagrange equation and optimal control: Preliminary results

Cédric Join<sup>†,§</sup>, Emmanuel Delaleau<sup>‡</sup> and Michel Fliess<sup>¶,§</sup>

**Abstract**—Algebraically speaking, linear time-invariant (LTI) systems can be considered as modules. In this framework, controllability is translated as the freeness of the system module. Optimal control mainly relies on quadratic Lagrangians and the consideration of any basis of the system module leads to an open-loop control strategy via a linear Euler-Lagrange equation. In this approach, the endpoint is easily assignable and time horizon can be chosen to minimize the criterion. The loop is closed via an intelligent controller derived from model-free control, which exhibits excellent performances concerning model mismatches and disturbances. The extension to nonlinear systems is briefly discussed.

**Index Terms**—Optimal control, Euler-Lagrange equation, controllability, flatness-based control, homeostat, intelligent proportional controller.

## I. INTRODUCTION

Although the Euler-Lagrange equation is the fundamental equation of the calculus of variations (see, e.g., [1], [2]), its rôle in optimal control, which is an extension of the calculus of variations (see, e.g., [3], [4], [5]), is non-existent in most publications with only a few exceptions (see, e.g., [6], [7], [8], [9]). Just look at Kalman’s path-breaking contribution to linear quadratic regulators [10].

Kalman writes in the introduction of [10]: “The principal contribution of the paper lies in the introduction and exploitation of the concepts of *controllability* and *observability* [11],<sup>1</sup> with the aid of which we give, for the first time, a complete theory of the regulator problem.” Our contribution shows that the 35-year-old module-theoretic approach to controllability and observability [12] can be used to start building a new approach to optimal control where the Euler-Lagrange equation becomes dominant.

For controllable linear time-invariant (LTI) systems we can exhibit results that seem to be quite novel when compared to the huge literature on the linear quadratic regulator (LQR) (see, e.g., [6]):

- 1) Choose a basis  $z_1, \dots, z_m$ , i.e., a *flat* output, of the corresponding free module [12], [8]. Any “usual” integral criterion, in particular those in the LQR, may

- 2) The optimal open-loop control, which is derived via the Euler-Lagrange equation, is a solution of a linear differential equation when the Lagrangian is quadratic.
- 3) This equation permits to impose two-point boundary conditions, i.e., to impose appropriate final conditions.
- 4) The integral criterion  $J = \int_0^T \mathcal{L} dt$ , where  $\mathcal{L}$  is a Lagrangian, is a function of the time horizon  $T$ . A minimum of  $J$  corresponds to an optimal horizon  $T_0$ . This optimality, which is adapted from [13],
  - seems to be new in optimal control;
  - is of course meaningless with an infinite time horizon;
  - would be questionable without the possibility to choose the final conditions.
- 5) The closed-loop is inspired by the HEOL setting [14], which is an adaptation of model-free control [15], [16]:
  - It is rather easy to implement;
  - it exhibits an excellent robustness with respect to model mismatches and disturbances.

For a (differentially) flat nonlinear system [17] a quadratic Lagrangian with respect to the flat output might loose the crucial energy interpretation of the criterion. In order to keep it the Lagrangian is no more quadratic and the Euler-Lagrange equation becomes nonlinear. The corresponding two-point boundary-value problem might be numerically solved via a classic *shooting* method (see, e.g., [18]).

This communication is organized as follows. Section II shows how to use rather simple algebraic tools, which unfortunately are today unknown to most control-theorists, in order to express the main properties of LTI systems in an intrinsic way, i.e., independently of any state-variable representation. The Euler-Lagrange equation is examined in Section III. Sections IV and V provide respectively the presentation of the closed-loop and computer illustration via a simplified electric motor. In Section VI an academic example permits a brief discussion on a possible nonlinear generalization. See Section VII for some concluding remarks.

## II. A MODULE-THEORETIC SETTING FOR LTI SYSTEMS:

### A SHORT REVIEW

#### A. Basics on modules

This Section recalls some basic notions on module. One refers the reader to [19], [20], [21] for details.

Let  $\mathbb{R}[\frac{d}{dt}]$  be the commutative ring of linear differential operators  $\sum_{\text{finite}} a_\alpha \frac{d^\alpha}{dt^\alpha}$ ,  $a_\alpha \in \mathbb{R}$ . It is isomorphic to the univariate polynomials ring with real coefficients, and, therefore,

<sup>†</sup>CRAN (CNRS, UMR 7039), Université de Lorraine, BP 239, 54506 Vandœuvre-lès-Nancy, France (e-mail: cedric.join@univ-lorraine.fr).

<sup>‡</sup>ENI Brest, UMR CNRS 6027, IRDL, 29200 Brest, France (e-mail: delaleau@enib.fr).

<sup>¶</sup>LIX (CNRS, UMR 7161), École polytechnique, 91128 Palaiseau, France (e-mail: michel.fliess@polytechnique.edu).

<sup>§</sup>AL.I.E.N., 7 rue Maurice Barrès, 54330 Vézelize, France (e-mail: {michel.fliess, cedric.join}@alien-sas.com)

<sup>1</sup>Famous talk at the first IFAC Congress (Moscow, 1960).

it is a *principal ideal ring*: Any ideal is generated by a single element. Let  $M$  be a finitely generated  $\mathbb{R}[\frac{d}{dt}]$ -module. Denote  $\text{span}_{\mathbb{R}[\frac{d}{dt}]}(S)$  the submodule generated by a subset  $S \subseteq M$ . Here are some definitions and properties:

- An element  $w \in M$ , is said to be *torsion*, if, and only if, there exists  $\pi \in \mathbb{R}[\frac{d}{dt}]$ ,  $\pi \neq 0$ , such that  $\pi w = 0$ : in other words  $w$  satisfies a homogeneous linear differential equation. The set of all torsion elements in  $M$  is the torsion submodule. A module is
  - said to be to torsion if all its elements are torsion;
  - is torsion if, and only if,  $\dim_{\mathbb{R}}(M)$ , i.e., its dimension as a  $\mathbb{R}$ -vector space, is finite.
- $M$  is said to be *free* if, and only if, there exists a finite *basis*  $\mathbf{z} = \{z_1, \dots, z_m\}$ , where  $m = \text{rk}(M)$  is the *rank* of  $M$ , such that
  - the components of  $z$  and their derivatives of any order are  $\mathbb{R}$ -linearly independent;
  - any element of  $M$  may be expressed as a finite  $\mathbb{R}$ -linear combination of the components of  $z$  and of its derivatives of any order.
- The following decomposition holds for  $M$ :

$$M \simeq M_{\text{tor}} \oplus \mathfrak{F} \quad (1)$$

where  $M_{\text{tor}}$  (resp.  $\mathfrak{F} \simeq M/M_{\text{tor}}$ ) is torsion (resp. free). Set  $\text{rk}(M) = \text{rk}(\mathfrak{F})$ . Thus  $M$  is torsion if, and only if, its rank is 0.

- Let  $M' \subset M$  be a submodule of  $M$ . Then  $\text{rk}(M') \leq \text{rk}(M)$  and  $\text{rk}(M/M') = \text{rk}(M) - \text{rk}(M')$ .

## B. LTI systems

A *linear time-invariant*, or *LTI*, system  $\Lambda$  is a finitely generated  $\mathbb{R}[\frac{d}{dt}]$ -module. A *LTI dynamics* is a LTI system equipped with a finite subset  $\mathbf{u} = \{u_1, \dots, u_m\}$  of *control variables*, such that the quotient module  $V_{\mathbb{R}} = \Lambda / \text{span}_{\mathbb{R}[\frac{d}{dt}]}(\mathbf{u})$  is torsion. The control variables are said to be *independent* if, and only if, the module  $\text{span}_{\mathbb{R}[\frac{d}{dt}]}(\mathbf{u})$  is free of rank  $m$ : this property is assumed to hold in the sequel. Then  $\text{rk}(\Lambda) = m$ . A LTI input-output system is a LTI dynamics equipped with a finite subset  $\mathbf{y} = \{y_1, \dots, y_p\}$  of *output variables*.

*Stability*: The tensor product  $V_{\mathbb{C}} = \mathbb{C} \otimes_{\mathbb{R}} V_{\mathbb{R}}$ , where  $\mathbb{C}$  is the field of complex numbers, is a  $\mathbb{C}$ -vector space, which is of the same finite dimension as  $V_{\mathbb{R}}$ . The derivative  $\frac{d}{dt}$  is a  $\mathbb{C}$ -linear endomorphism of  $V_{\mathbb{C}}$ . Dynamics  $\Lambda$  is said to be *stable* if, and only if, the real parts of the eigenvalues of this endomorphism are strictly negative; *unstable* in the other cases.

*Input-output invertibility*: The input-output system  $\Lambda$  is said to be *input-output invertible* if, and only if, the quotient module  $W_{\mathbb{R}} = \Lambda / \text{span}_{\mathbb{R}[\frac{d}{dt}]}(\mathbf{y})$  is torsion, or  $\{0\}$ . The invertible system  $\Lambda$  is said to be

- *non-minimum phase* if, and only if, the the inverse dynamics with control variables  $\mathbf{y}$  is unstable or marginally stable;
- *minimum phase* if not.

## C. Controllability

A LTI system  $\Lambda$  is said to be *controllable* if, and only if, it is a free module. See [12] for the equivalence with Kalman's controllability for the Kalman's state-variable representation.<sup>2</sup> Any basis  $\mathbf{z} = \{z_1, \dots, z_m\}$ , which may be seen as a fictitious output, is called a *flat*, or *basic*, output. Take a controllable dynamics  $\Lambda$  with independent control variables  $\mathbf{u} = \{u_1, \dots, u_m\}$ . Then  $\text{rk}(\Lambda) = m$  since  $\Lambda / \text{span}_{\mathbb{R}[\frac{d}{dt}]}(\mathbf{u})$  is torsion.

*Controllability canonical form*: The well-known controllable canonical form

$$\begin{cases} \dot{x}_1 &= x_2 \\ &\vdots \\ \dot{x}_n &= -a_0x_1 - \dots - a_{n-1}x_n + bu \end{cases} \quad (2)$$

where  $a_0, \dots, a_{n-1}, b \in \mathbb{R}$ ,  $b \neq 0$ , corresponds to a controllable dynamics  $\Lambda_1$  with a single control variable  $u$ . Thus  $\text{rk}(\Lambda_1) = 1$ ,  $x_1$  is a basis of  $\Lambda_1$ ,  $n = \dim_{\mathbb{R}}(\Lambda_1 / \text{span}_{\mathbb{R}[\frac{d}{dt}]}(u))$ .

*Remark*: Brunovský's canonical form [22], which is a multivariable extension of Eq. (2), may also be obtained via module-theoretic considerations [23].

## D. Observability

Consider an input-output system  $\Lambda$  with control (resp. output) variables  $\mathbf{u}$  (resp.  $\mathbf{y}$ ). It is said to be *observable* if, and only if,  $\Lambda = \text{span}_{\mathbb{R}[\frac{d}{dt}]}(\mathbf{u}, \mathbf{y})$ : Any system variable may be expressed as a  $\mathbb{R}$ -linear combination of the control and output variables and their derivatives up to some finite order. See [12] for the equivalence with Kalman's observability for the Kalman's state-variable representation.

*Observability with respect to a flat output*: Consider a controllable input-output system  $\Lambda$ . Assume that its output  $\mathbf{y}$  is flat. Then  $\Lambda = \text{span}_{\mathbb{R}[\frac{d}{dt}]}(\mathbf{y})$ :  $\Lambda$  is also observable.

## E. Transfer matrix<sup>3</sup>

Take a system with  $m$  independent control variables  $\mathbf{u}$  and  $p$  output variables  $\mathbf{y}$ . Let  $\mathbb{R}(\frac{d}{dt})$  be the quotient field of the  $\mathbb{R}[\frac{d}{dt}]$ : it is the field of rational functions with real functions in the indeterminate  $s = \frac{d}{dt}$ . The tensor product  $\mathbb{R}(s) \otimes_{\mathbb{R}} \Lambda$  is a  $\mathbb{R}(s)$ -vector space. Its dimension is equal to  $\text{rk}(\Lambda) = m$ . Set  $\hat{u}_{\alpha} = 1 \otimes_{\mathbb{R}} u_{\alpha}$ ,  $\alpha = 1, \dots, m$ ,  $\hat{y}_{\beta} = 1 \otimes_{\mathbb{R}} y_{\beta}$ ,  $\beta = 1, \dots, p$ . It yields

$$\begin{pmatrix} \hat{y}_1 \\ \vdots \\ \hat{y}_p \end{pmatrix} = \mathcal{M} \begin{pmatrix} \hat{u}_1 \\ \vdots \\ \hat{u}_m \end{pmatrix}$$

where  $\mathcal{M} \in \mathbb{R}(s)^{p \times m}$  is the *transfer matrix*, since  $\hat{u}_1, \dots, \hat{u}_m$  is a basis of  $\mathbb{R}(s) \otimes_{\mathbb{R}} \Lambda$ .

<sup>2</sup>For an uncontrollable system the torsion submodule in Eq. (1) corresponds to Kalman's uncontrollable subspace.

<sup>3</sup>See [24] for more details.

*Transfer function:* If  $m = p = 1$ , the transfer matrix  $\mathcal{M}$  reads  $\frac{a}{b}$ , where  $a, b \in \mathbb{R}[s]$ ,  $b \neq 0$ , are coprime polynomials. The corresponding input-output system is minimum phase if, and only if, one of the two following properties is satisfied:

- $a$  is constant:  $y_1$  is a flat output;
- the real parts of the roots of  $a$  are strictly negative.

*Remark:* In the control literature, transfer matrices and functions are defined via a rather involved analytic tool, the Laplace transform (see, e.g., [6]).

### III. LINEAR EULER-LAGRANGE EQUATIONS

#### A. Peculiar Lagrangians

Let  $\mathbf{z} = \{z_1, \dots, z_m\}$  be a flat output, i.e., a basis of a controllable linear system  $\Lambda$ . Take a *Lagrangian*, or *cost function*,  $\mathcal{L}(z, \dot{z}_1, \dots, z_1^{(v_1)}, \dots, z_m, \dot{z}_m, \dots, z_m^{(v_m)})$ . It is assumed to be

- a positive-definite quadratic form (see, e.g., [1], [20], [25] with respect to the variables  $\{z_\lambda^{(\mu_\lambda)} - \chi_\lambda^{\mu_\lambda}\}$ , where  $\chi_\lambda^{\mu_\lambda} \in \mathbb{R}$  is a constant;
- time-invariant, i.e., with constant coefficients in  $\mathbb{R}$ .

To find a minimum of the criterion

$$J = \int_0^T \mathcal{L}(z_1(t), \dots, z_1^{(v_1)}(t), \dots, z_m(t), \dots, z_m^{(v_m)}(t)) dt \quad (3)$$

where  $T > 0$  is the *time horizon*, is associated the Euler-Lagrange system of ordinary differential equations

$$\frac{\partial \mathcal{L}}{\partial z_\lambda} - \frac{d}{dt} \frac{\partial \mathcal{L}}{\partial \dot{z}_\lambda} + \dots + (-1)^{v_\lambda} \frac{d^{v_\lambda}}{dt^{v_\lambda}} \frac{\partial \mathcal{L}}{\partial z_\lambda^{(v_\lambda)}} = 0, \quad \lambda = 1, \dots, m \quad (4)$$

Quite straightforward computations yield

*Proposition 1:* If the Lagrangian  $\mathcal{L}$  is a time-invariant positive-definite quadratic form in the variables  $(z_\lambda^{(\mu_\lambda)} - \chi_\lambda^{\mu_\lambda})$ ,  $\chi_\lambda^{\mu_\lambda} \in \mathbb{R}$ , the Euler-Lagrange equation may be written

$$\begin{pmatrix} H_1 \\ \vdots \\ H_m \end{pmatrix} = 2 \begin{pmatrix} \chi_1^0 \\ \vdots \\ \chi_m^0 \end{pmatrix}$$

where  $H_1, \dots, H_m \in \text{span}_{\mathbb{R}[\frac{d}{dt}]}(\mathbf{z})$ . The above system of linear differential equations is thus homogeneous if, and only if,  $\chi_1^0 = \dots, \chi_m^0 = 0$ .

#### B. A connection with classic LQR

Consider the usual state-variable representation of a linear dynamics

$$\frac{d}{dt} \begin{pmatrix} x_1 \\ \vdots \\ x_n \end{pmatrix} = A \begin{pmatrix} x_1 \\ \vdots \\ x_n \end{pmatrix} + B \begin{pmatrix} u_1 \\ \vdots \\ u_m \end{pmatrix} \quad (5)$$

where

- $\mathbf{x} = (x_1, \dots, x_n)$  are the components of the state,
- $A \in \mathbb{R}^{n \times n}$ ,  $B \in \mathbb{R}^{n \times m}$  are constant matrices.

Introduce the criterion

$$J_{\text{LQR}} = \int_0^T \left( (x_1, \dots, x_n) Q \begin{pmatrix} x_1 \\ \vdots \\ x_n \end{pmatrix} + (u_1, \dots, u_m) R \begin{pmatrix} u_1 \\ \vdots \\ u_m \end{pmatrix} \right) dt \quad (6)$$

where  $T > 0$ ,  $Q \in \mathbb{R}^{n \times n}$ ,  $R \in \mathbb{R}^{m \times m}$  are constant matrices. The next proposition provides a connection with classic linear quadratic regulators (LQR):

*Proposition 2:* Assume that

- Eq. (5) defines a controllable dynamics,
- $Q$  and  $R$  are positive-definite (see, e.g., [25]).

Then the cost function in Eq. (6) may be expressed as a positive-definite quadratic form in the components of any flat output and their derivatives up to some finite order.

*Proof:* ■

#### C. Two-point boundary-value problem

Associate to Eq. (2) the criterion

$$J_1 = \int_0^T \mathfrak{q}(x_1, \dots, x_n) + \mathfrak{r}u^2 \quad (7)$$

where  $\mathfrak{q}$  is a positive-definite quadratic form with respect to the state variables,  $\mathfrak{r}$  a real constant. Formula (4) shows that the order with respect to  $z = x_1$  of the corresponding linear homogeneous Euler-Lagrange equation is  $2n$ . The dimension of the  $\mathbb{R}$ -vector space of its solutions is equal to  $2n$ . Let  $\{s_1(t), \dots, s_{2n}(t)\}$  be a basis. Then  $x_1(t) = \sum_{\mu=1}^{2n} c_\mu s_\mu(t)$ , where  $c_\mu \in \mathbb{R}$  is constant. The following two-point boundary conditions, i.e., numerical values for  $x_\alpha(0)$ ,  $x_\alpha(T)$ ,  $\alpha = 1, \dots, n$  yield the following linear matrix equation for determining  $c_\mu$ :

$$\begin{pmatrix} x_1(0) \\ \vdots \\ x_n(0) \\ x_1(T) \\ \vdots \\ x_n(T) \end{pmatrix} = \begin{pmatrix} s_1(0) & \dots & s_{2n}(0) \\ \dot{s}_1(0) & \dots & \dot{s}_{2n}(0) \\ \dots & \dots & \dots \\ \frac{d^n}{dt^n} s_1(0) & \dots & \frac{d^n}{dt^n} s_{2n}(0) \\ s_1(T) & \dots & s_{2n}(T) \\ \dot{s}_1(T) & \dots & \dot{s}_{2n}(T) \\ \dots & \dots & \dots \\ \frac{d^n}{dt^n} s_1(T) & \dots & \frac{d^n}{dt^n} s_{2n}(T) \end{pmatrix} \begin{pmatrix} c_1 \\ \vdots \\ c_{2n} \end{pmatrix} \quad (8)$$

The above computations which are adapted from [26] yield the following results:

*Proposition 3:* If the square  $2n \times 2n$  matrix in Eq. (8) is invertible, i.e., if its determinant is nonzero, the coefficients  $c_\mu$ ,  $\mu = 1, \dots, 2n$  are given by the Cramer rule. The invertibility is independent of the choice of the basis  $s_\mu(t)$ .

*Application to time horizon optimality:* Consider, in Eq. (7),  $J_1$  as a function of  $T$ . A minimum of  $J_1$  for  $T = T_0$  should be interpreted as an *optimal time horizon*.

More general criteria and the multivariable case will be analyzed elsewhere.

## IV. CLOSING THE LOOP

#### A. Homeostat

Associate to a LTI system  $\Lambda$  the *variational* system  $\Lambda_\Delta$  via the  $\mathbb{R}[\frac{d}{dt}]$ -module variational isomorphism  $\Delta: \Lambda \rightarrow \Lambda_\Delta$ . For

any system variable  $w \in \Lambda$ ,  $\Delta w^{(v)} = \frac{d^v}{dt^v} \Delta w$ . For simplicity, we restrict ourselves to the monovariate case:

- System  $\Lambda$ , with a control (resp. output) variable  $u$  (resp.  $y$ ) is controllable and observable.
- $\Lambda$  is minimum phase.<sup>4</sup>

From  $\sum_{\text{finite}} a_\alpha y^{(\alpha)} = \sum_{\text{finite}} b_\beta u^{(\beta)}$ ,  $a_\alpha, b_\beta \in \mathbb{R}$ , the variational system reads:

$$\sum_{\text{finite}} a_\alpha \frac{d^\alpha}{dt^\alpha} \Delta y = \sum_{\text{finite}} b_\beta \frac{d^\beta}{dt^\beta} \Delta u \quad (9)$$

The minimum-phase property yields  $b_0 \neq 0$ . Select  $v \geq 1$  such that  $a_v \neq 0$ . Rewrite Eq. (9)

$$\frac{d^v}{dt^v} \Delta y = \mathfrak{F} + \alpha \Delta u \quad (10)$$

where  $\alpha = \frac{b_0}{a_v}$ ,  $\mathfrak{F} = \frac{\sum_{\beta \neq 0} b_\beta \frac{d^\beta}{dt^\beta} \Delta u - \sum_{\alpha \neq v} a_\alpha \frac{d^\alpha}{dt^\alpha} \Delta y}{a_v}$ . When  $\mathfrak{F}$  takes also in account model mismatches and disturbances, call Eqn. (10) *homeostat* [14] which replaces the ultra-local model in model-free control [15], [16]. The numerous successful concrete case-studies in the existing literature suggest that  $v = 1$  or  $2$  are the only values which matter.

### B. *iP* and *iPD* controller

*Case  $v = 1$  with *iP* controller:* The loop is closed by an *intelligent proportional* controller, or *iP*,

$$\Delta u = -\frac{\mathfrak{F}_{\text{est}} + K_P \Delta y}{\alpha} \quad (11)$$

where

- the estimate  $\mathfrak{F}_{\text{est}}$  is given [15] by

$$\mathfrak{F}_{\text{est}} = -\frac{6}{\tau^3} \int_0^\tau ((\tau - 2\sigma) \Delta y(t - \tau + \sigma) - \sigma(\tau - \sigma) \alpha(t - \tau + \sigma) \Delta u(t - \tau + \sigma)) d\sigma$$

- $\tau > 0$  is “small,”
- the gain  $K_P \in \mathbb{R}$  ensures local stability if the estimate is “good”:  $\mathfrak{F} - \mathfrak{F}_{\text{est}} \approx 0$ .

*Case  $v = 2$  with *iPD* controller:* The *iP* (11) is replaced by an *intelligent proportional-derivative* controller, or *iPD*,

$$\Delta u = -\frac{\mathfrak{F}_{\text{est}} + K_P \Delta y + K_D \frac{d}{d\sigma} \Delta y}{\alpha} \quad (12)$$

where the estimate is given [16] by

- 

$$\mathfrak{F}_{\text{est}} = \frac{60}{\tau^5} \left[ \int_0^\tau ((\tau - \sigma)^2 - 4(\tau - \sigma)\sigma + \sigma^2) \Delta y(t - \tau + \sigma) - \frac{1}{2} \int_0^\tau (\tau - \sigma)^2 \sigma^2 \alpha(t - \tau + \sigma) \Delta u(t - \tau + \sigma) d\sigma \right]$$

- $\tau > 0$  is again “small,” the gains  $K_P, K_D \in \mathbb{R}$  ensure local stability if the estimate is “good,”
- see Riachy’s trick in [16], [14] for avoiding the estimation of the derivative of  $\Delta y$ .

<sup>4</sup>Unavoidable numerical approximations might lead to instabilities with a non-minimum phase system (see [15] for details).

## V. COMPUTER EXPERIMENTS

### A. General principles

Take a nominal controllable LTI system  $\Lambda$ . Section III yields via a flat output an optimal nominal trajectory  $\mathfrak{w}^*$  for any system variable  $\mathfrak{w}$ . In order to mitigate model mismatches and disturbances, the corresponding open-loop nominal control  $\mathbf{u}^* = \{u_1^*, \dots, u_m^*\}$  needs to be completed by an appropriate closed-loop control as described in Sect. IV.

### B. A simplified DC motor

*Modeling:* Follow [8] and consider a linear modeling [27] of a DC motor<sup>5</sup>  $J_m \dot{\omega} = K_t i - \tau_l$ ,  $L_m \frac{di}{dt} = u_m - R_m i - K_b \omega$  where  $\omega$  is the angular speed ([rad s<sup>-1</sup>]),  $\tau_l$  is the disturbance load torque ([Nm]),  $i$  is the motor current ([A]) and  $u_m$  is the control voltage ([V]). The parameters are:  $J_m$  the rotor inertia (2.7 kgm<sup>2</sup>),  $K_t$  the torque constant (2.62 Nm rad<sup>-1</sup> s),  $L_m$  the coil inductance (153 mH),  $R_m$  the coil resistance (0.465  $\Omega$ ) and  $K_b$  the back emf constant (2.62 V rad<sup>-1</sup> s). Set  $a = \frac{K_t}{J_m} = 0.970$ ,  $b = \frac{K_b}{L_m} = 171$ ,  $c = \frac{R_m}{L_m} = 30.3$ ,  $d = \frac{1}{L_m} = 65.1$  and  $e = \frac{1}{J_m} = 0.370$ . The DC bus voltage that feeds the chopper is  $u_{\text{dc}} = 500$  V and one can introduce the duty cycle  $u$ ,  $0 < u < 1$  such that  $u_m = u_{\text{dc}} u$ . One obtains the state representation as:

$$\dot{x}_1 = ax_2 - e\tau_l \quad (13a)$$

$$\dot{x}_2 = -bx_1 - cx_2 + du_{\text{dc}}u \quad (13b)$$

$$y = x_1 \quad (13c)$$

with state variables  $x_1 = \omega$  and  $x_2 = i$ . The nominal model ( $T_l \equiv 0$ ) is controllable and  $y$  is a flat output:

$$u = \frac{1}{d u_{\text{dc}}} \left( \frac{\ddot{y} + c\dot{y}}{a} + by \right) \quad (14)$$

*Criterion:* Set

$$J_1 = \int_0^T (u^2 + (y_f - y)^2 + \dot{y}^2 + y^2) dt \quad (15)$$

where  $y_f$  is the final objective. The initial (resp. final) conditions are  $y(0) = \dot{y}(0) = 0$  (resp.  $y(T) = y_f$ ,  $\dot{y}(T) = 0$ ). Consider  $J_1$  as a function of the horizon  $T$ . Fig. 1 displays a minimum at time  $T_0 \approx 2.3$  s: This is the optimal horizon.

*iP control:* Set  $T = 3$  s, a sampling time equal to 10 ms, and in (11)  $K_P = 5$ ,  $\alpha = \frac{ad}{c} u_{\text{dc}} = 105$ . An additive measurement white Gaussian noise  $\mathcal{N}(0, 1)$  is added. Take the disturbance torque as  $\tau_l(t) = 0$ , if  $t \leq 2$  s,  $\tau_l(t) = 300 \sin(\pi t)$  if  $2 \text{ s} < t \leq 3$  s. Assume also a 50% uncertainty on the parameter  $d$ . Fig. 2 displays excellent performances.

## VI. A BRIEF DISCUSSION OF NONLINEAR SYSTEMS

### A. General principles

Let  $\Sigma$  be a flat systems: there exists a flat output  $\mathbf{z} = \{z_1, \dots, z_m\}$  such that (see [14] for details and references)

- any system variable may be expressed as a *differential function* of the components of  $\mathbf{z}$ , i.e., as a function of  $\mathbf{z}$

<sup>5</sup>See [28] for a general nonlinear modeling.



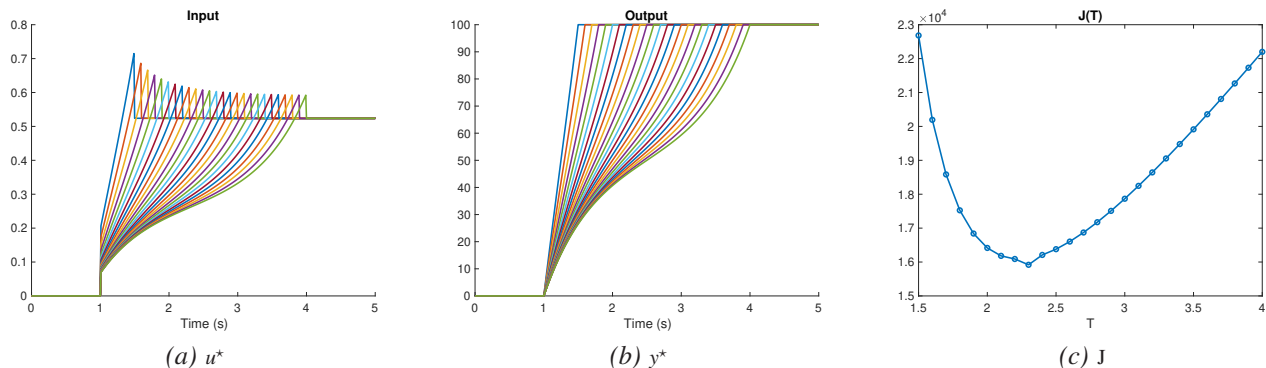


Fig. 1: DC motor optimal time  $T$

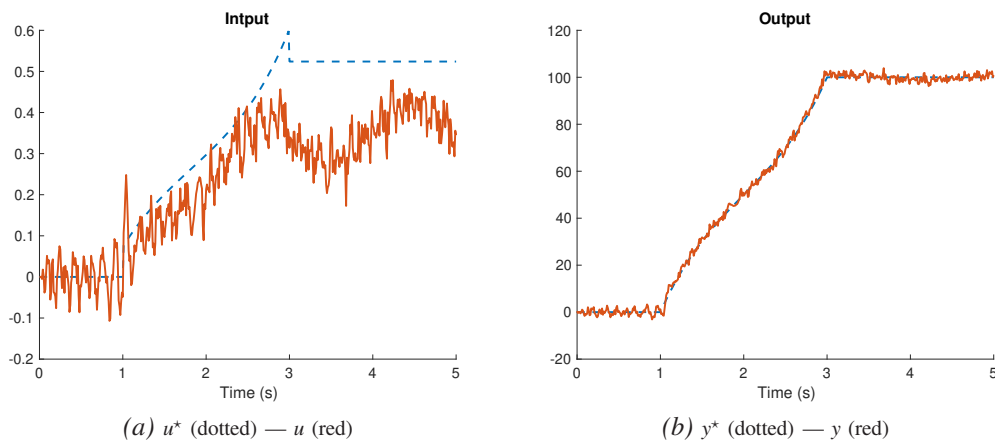


Fig. 2: DC motor: Closed-loop with uncertainty and disturbance

and the derivatives of its components up to some finite order,

- the components of  $\mathbf{z}$  are differentially independent, i.e., they are not related by any differential relation.

The Lagrangian may thus be expressed as a differential function of  $\mathbf{z}$ . The corresponding Euler-Lagrange equation is in general nonlinear. With appropriate boundary conditions it yields an open-loop control strategy. The homeostat [14], which is built via the time-varying linearized system around the corresponding trajectory, permits to construct the stabilizing iP or iPD.

### B. An elementary academic example

The system  $\mathfrak{T}\dot{y} + y^3 = \mathfrak{K}u$  where  $u$  (resp.  $y$ ) is the control (resp. output) variable, and  $\mathfrak{T} = 2$ ,  $\mathfrak{K} = 0.1$  are two constant parameters, is obviously flat:  $u$  is a differential function of the flat output  $y$

$$u = \frac{\mathfrak{T}\dot{y} + y^3}{\mathfrak{K}} \quad (16)$$

*Comparison between two Lagrangians:* Eq. (16) shows that the Euler-Lagrange equation associated to an energy-oriented Laplacian  $\mathcal{L}_{\text{energ}} = (y_f - y)^2 + u^2$ , where  $y_f = y(T)$ , is nonlinear with respect to  $y$ . It reads

$$y + \frac{1}{\mathfrak{K}^2} (3y^5 - \mathfrak{T}^2\ddot{y}) = y_f$$

A classic shooting method [18] permits to solve it at once with a time horizon  $T = 3$  and the boundary conditions  $y(0) = 0.1$ ,  $y(3) = 1.5$ . It yields  $\int_0^3 \mathcal{L}_{\text{energ}} dt \simeq 1.11 \cdot 10^3$ .

With a Lagrangian  $\mathcal{L}_{\text{lin}} = (y_f - y)^2 + y^2$ , which is similar to those in Sec. III but, here, without a clear physical meaning, we get again a linear Euler-Lagrange equation, which is straightforward to solve analytically. Let us plug therefore the corresponding numerical values of  $u$ ,  $y$  in  $\mathcal{L}_{\text{energ}}$  and integrate again between 0 and 3. We obtain  $2.05 \cdot 10^3$ .

There is no question about the superiority of the first approach.

*Homeostat:* Set  $\Delta y = y - y^*$ ,  $\Delta u = u - u^*$ ,  $u^*$ ,  $y^*$  correspond to the optimal solution with  $\mathcal{L}_{\text{energ}}$ . Introduce the homeostat  $\frac{d}{dt}\Delta y = F + K\Delta u$ . Instead of the iP (11), introduce

$$u = \frac{1}{K} (-F_e + K_p \Delta y) + u^*$$

where  $F_{\text{est}}$  is an estimate of  $F$ ,  $K_p = -10$ . Set  $K = 0.1$ ,  $T = 2$ ,  $y(0) = 0.15$ . The sampling time is  $T_e = 0.01s$ . Fig. 3 displays results with large uncertainties on parameters:  $K_{\text{system}} = 0.7K_{\text{model}}$ ,  $T_{\text{system}} = 1.3T_{\text{model}}$ . The tracking remains excellent. The control variable on the other hand is now quite far from its nominal value.

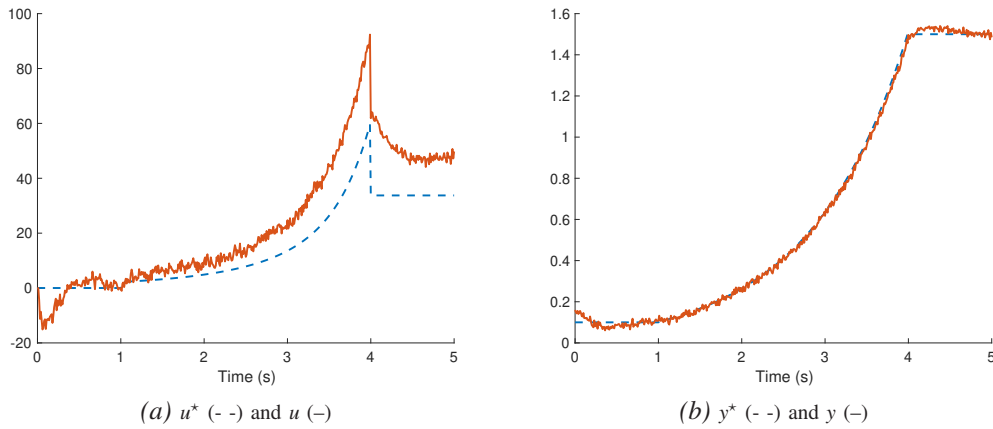


Fig. 3: Uncertain nonlinear system

## VII. CONCLUSION

Our approach to optimal control for LTI systems show results which were beyond the reach for LQRs, especially final conditions assignment and time horizon optimization. Don't they suggest that the infinite time horizon becomes pointless? Of course the proof which were for simplicity's sake restricted to monovariate systems should be extended to several control and output variables. The computer implementation ought also to be much more thoroughly investigated.

The exploratory Section VI on nonlinear optimal control should be developed in order to be more convincing.

This text opens up new avenues for exploring the links between optimal control, robustness and various learning techniques when related to predictive control, key topics in today's literature (see, e.g., [29], [30], [31], [32], [33]).

## REFERENCES

- [1] R. Courant, D. Hilbert, *Methoden der mathematischen Physik*, Springer, 1924 (4th ed., 1993). English Translation: *Methods of Mathematical Physics*, vol. 1, Interscience, 1953.
- [2] I.M. Gelfand, S.V. Fomin, *Calculus of Variations* (translated from the Russian), Prentice-Hall, 1953.
- [3] A.E. Bryson Jr., "Optimal control–1950-1985," *IEEE Contr. Syst. Magaz.*, vol. 16, pp. 26-33, 1996.
- [4] H.J. Sussmann, J.C. Willems, "300 years of optimal control: from the brachistochrone to the maximum principle," *IEEE Contr. Syst. Magaz.*, vol. 17, pp. 32-44, 1997.
- [5] D. Liberzon, *Calculus of Variations and Optimal Control*, Princeton University Press, 2012.
- [6] E.D. Sontag, *Mathematical Control Theory* (2nd ed.), Springer, 1998.
- [7] R. Ortega, A. Loria, P.J. Nicklasson, H. Sira-Ramírez, *Passivity-based Control of Euler-Lagrange Systems*, Springer, 1998.
- [8] M. Fliess, R. Marquez, "Continuous-time linear predictive control and flatness: a module-theoretic setting with examples," *Int. J. Contr.*, vol. 7, pp. 606-623, 2000.
- [9] H. Sira-Ramírez, S.K. Agrawal, *Differentially Flat Systems*, Marcel Dekker, 2004.
- [10] R.E. Kalman, "Contribution to the theory of optimal control," *Bol. Soc. Mat. Mexic.*, 5, pp. 102–119, 1960.
- [11] R.E. Kalman, "On the general theory of control systems," *IFAC Proc.*, vol. 1, pp. 491–502, 1960.
- [12] M. Fliess, "Some basic structural properties of generalized linear systems," *Syst. Contr. Lett.*, vol. 15, pp. 391–396, 1990.
- [13] J. Reinhard, K. Löhe, N. Petrasch, S. Kallabis, K. Graichen, "Dynamic compensation of the threading speed drop in rolling processes," *J. Process Contr.*, vol. 137, 103197, 2024.
- [14] C. Join, E. Delaleau, M. Fliess, "Flatness-based control revisited: The HEOL setting," *C.R. Math.*, to appear.
- [15] M. Fliess, C. Join, "Model-free control," *Int. J. Contr.*, vol. 86, pp. 2228–2252, 2013.
- [16] M. Fliess, C. Join, "An alternative to proportional-integral and proportional-integral-derivative regulators: Intelligent proportional-derivative regulators," *Int. J. Robust Nonlin. Contr.*, vol. 32, pp. 9512–9524, 2022.
- [17] M. Fliess, J. Lévine, P. Martin, P. Rouchon, "Flatness and defect of non-linear systems: introductory theory and examples," *Int. J. Contr.*, vol. 61, pp. 1327–1361, 1995.
- [18] H.B. Keller, *Numerical Methods for Two-Point Boundary-Value Problems*, Blaisdell, 1968.
- [19] N. Bourbaki, *Algèbre*, chap. 1 à 3 (2<sup>e</sup> éd.), Hermann, 1970. English Translation: *Algebra I*, Chap. 1–3, Addison-Wesley, 1974.
- [20] S. Lang, *Algebra* (revised 3rd ed.), Springer, 2002.
- [21] I.R. Shafarevich, *Basic Notions of Algebra* (translated from the Russian), Springer, 1997.
- [22] P. Brunovský, "A classification of linear controllable systems," *Kybernetika*, vol. 6, pp. 176–188, 1070.
- [23] M. Fliess, "Some remarks on the Brunovský canonical form," *Kybernetika*, vol. 29, pp. 417–422, 1993.
- [24] M. Fliess, "Une interprétation algébrique de la transformation de Laplace et des matrices de transfert," *Lin. Alg. Appl.*, vol. 203–204, pp. 429–442, 1994.
- [25] F.R. Gantmacher, *The Theory of Matrices*, vol. 1 (translated from the Russian), AMS Chelsea, 1959.
- [26] E.L. Ince, *Ordinary Differential Equations*, Longmans, Green & Co, 1926.
- [27] J.-P. Babary, W. Pelczewski, *Commande optimale des systèmes continus déterministes*, Masson, 1985.
- [28] V. Hagenmeyer, P. Kohrausch E. Delaleau, "Flatness-based control of the separately excited DC drive," *Nonlinear Control in the Year 2000* (vol. 1), A. Isidori, F. Lamnabhi-Lagarrigue, W. Respondek Eds., Lect. Notes Control. Inform. Sci. 258, Springer, 2007, pp. 439–452.
- [29] K. Zhou, J.C. Doyle, K. Glover, *Robust and Optimal Control*, Prentice Hall, 1996.
- [30] J. Berberich, C.W. Scherer, F. Allgöwer, "Combining prior knowledge and data for robust controller design," *IEEE Trans. Automat. Contr.*, vol. 68, pp. 4618–4633, 2023.
- [31] C. O'Malley, P. de Mars, L. Badesa, G. Strbac, "Reinforcement learning and mixed-integer programming for power plant scheduling in low carbon systems: Comparison and hybridisation," *Applied Energy*, vol. 349, 121659, 2023.
- [32] S. Gros, M. Zanon, "Learning for MPC with stability & safety guarantees," *Automatica*, vol. 146, 110598, 2022.
- [33] C.W. Scherer, C. Ebenbauer, T. Holicki, "Optimization algorithm synthesis based on integral quadratic constraints: A tutorial," *62nd IEEE Conf. Decis. Contr.*, Singapore, pp. 2995-3002, 2023.