

How hard can it be? Quantifying MITRE attack campaigns with attack trees and cATM logic

STEFANO M. NICOLETTI, University of Twente, the Netherlands

MILAN LOPUHAÄ-ZWAKENBERG, University of Twente, the Netherlands

MARIËLLE STOELINGA, University of Twente and Radboud Universiteit, the Netherlands

FABIO MASSACCI, Vrije Universiteit, the Netherlands and University of Trento, Italy

CARLOS E. BUDDE, University of Trento, Italy

The landscape of cyber threats grows more complex by the day. Advanced Persistent Threats carry out systematic *attack campaigns* against which cybersecurity practitioners must defend. Examples of such organized attacks are operations Dream Job, Wocao, WannaCry or the SolarWinds Compromise. To evaluate which risks are most threatening, and which campaigns to prioritize against when defending, cybersecurity experts must be equipped with the right toolbox. In particular, they must be able to (a) obtain likelihood values for each attack campaign recorded in the wild and (b) reliably and transparently operationalize these values to carry out quantitative comparisons among campaigns. This will allow security experts to perform quantitatively-informed decision making that is transparent and accountable. In this paper we construct such a framework by: (1) quantifying the likelihood of attack campaigns via *data-driven procedures* on the MITRE knowledge base and (2) introducing a methodology for automatic modelling of MITRE intelligence data: this is *complete* in the sense that it captures any attack campaign via template *attack tree* models. (3) We further propose a computational framework to carry out this comparisons based on the cATM formal logic, and implement this into an open-source Python tool. Finally, we validate our approach by quantifying the likelihood of all MITRE campaigns, and comparing the likelihood of the Wocao and Dream Job MITRE campaigns—generated with our proposed approach—against “ad hoc” traditionally-built attack tree models, demonstrating how our methodology is substantially lighter in modelling effort, and still capable of capturing all the quantitative relevant data.

CCS Concepts: • **Security and privacy** → **Formal security models**; **Vulnerability management**; *Software security engineering*; • **Software and its engineering** → *Software evolution*.

Additional Key Words and Phrases: Cybersecurity, MITRE, attack trees, logics

ACM Reference Format:

Stefano M. Nicoletti, Milan Lopuhaä-Zwakenberg, Mariëlle Stoelinga, Fabio Massacci, and Carlos E. Budde. 2024. How hard can it be? Quantifying MITRE attack campaigns with attack trees and cATM logic. 1, 1 (October 2024), 29 pages. <https://doi.org/10.1145/nnnnnnn.nnnnnnn>

1 INTRODUCTION

The modern threat landscape sees cybersecurity practitioners facing new menaces every day. Organized in threat groups—such as the Lazarus, HAFNIUM and Cobalt Groups—threat actors

Authors' addresses: Stefano M. Nicoletti, s.m.nicoletti@utwente.nl, University of Twente, Enschede, the Netherlands; Milan Lopuhaä-Zwakenberg, University of Twente, Enschede, the Netherlands; Mariëlle Stoelinga, University of Twente, Enschede, and Radboud Universiteit, Nijmegen, the Netherlands; Fabio Massacci, Vrije Universiteit, Amsterdam, the Netherlands and University of Trento, Trento, Italy; Carlos E. Budde, carloresteban.budde@unitn.it, University of Trento, Trento, Italy.

Permission to make digital or hard copies of all or part of this work for personal or classroom use is granted without fee provided that copies are not made or distributed for profit or commercial advantage and that copies bear this notice and the full citation on the first page. Copyrights for components of this work owned by others than the author(s) must be honored. Abstracting with credit is permitted. To copy otherwise, or republish, to post on servers or to redistribute to lists, requires prior specific permission and/or a fee. Request permissions from permissions@acm.org.

© 2024 Copyright held by the owner/author(s). Publication rights licensed to ACM.

ACM XXXX-XXXX/2024/10-ART

<https://doi.org/10.1145/nnnnnnn.nnnnnnn>

configure themselves as Advanced Persistent Threats (APTs) that carry out systematic attack campaigns. Stark examples of such organized attacks are operations Dream Job, Wocao, WannaCry or the SolarWinds Compromise, to name a few. In the face of the overwhelming number of organized campaigns, it is paramount that security practitioners possess effective instruments for transparent and accountable decision making. This is particularly important in order to evaluate which risks are most threatening, and which campaigns to prioritize against when defending.

A starting point: the MITRE ATT&CK knowledge base. MITRE ATT&CK is a useful resource for campaign analysis and quantification, specially for custom applied studies of cybersecurity practitioners. Their public-access knowledge base receives weekly updates in [the STIX Data github](#). Moreover, the main website at attack.mitre.org offers a high-level perspective with in-depth documentation and links to tools like the MITRE ATT&CK Navigator and Python utilities at <http://attack.mitre.org/resources/attack-data-and-tools/>. MITRE ATT&CK is today the *de facto* standard knowledge base to register and refer to campaigns that occurred in the wild.

Problem statement. In spite of its status and usefulness, MITRE ATT&CK does not present a straightforward way for the quantitative comparison of attack campaigns, especially when considering their likelihood. More specifically:

- (1) there is currently no granular and flexible way to carve likelihood data from MITRE, in order to easily evaluate the probability of campaigns happening and
- (2) there is no catch-all method to formally model and query any possible campaign (to be) recorded in MITRE, to favour structured analysis and comparison of quantitative properties of those attack campaigns.

Having a method that caters for these gaps would help cybersecurity practitioners when distributing resources to defend against APTs. This benefits both low-level technical knowledge with quantitative data based on MITRE recordings, as well as high-level decision making on where to spend how many resources.

Our contribution. To address the above, we propose a formal framework grounded in data mined from MITRE public resources, that allows for quantifying likelihood data from attack techniques, and to use this data in formal models to carry out quantitative comparisons among campaigns where those techniques were used.

More specifically, we propose a systematic way to carve probabilistic data from MITRE ATT&CK, in a manner that estimates the likelihood of observing a specific attack technique to achieve an attacker's tactical goal. We then operationalize this data via model templates that are constructed automatically from MITRE ATT&CK data to represent a MITRE campaign, and show how to compute an estimate of the probability to succeed in executing such campaign via cATM. cATM underpins an automatic framework for campaign generation and comparison via a formal logic, that revises the ATM logic [32] for cybersecurity purposes.

In particular, these model templates can be generated in three difficulty levels, encoding the hardness of an attack from the perspective of a threat actor: hard, default, and easy. They are constructed using the popular *attack trees* (ATs) [39] formalism and provide a baseline, against which to compare custom AT models that can be generated *ad hoc* by field experts. Furthermore, these templates allow for cross-campaign comparison, empowering practitioners with tools to assess relative likelihoods of attack campaigns.

Finally, we package this pipeline into a publicly-available artifact, and automatically generate AT templates for every campaign recorded in MITRE ATT&CK. Moreover, we validate our baseline motivation by constructing *ad hoc* models for the Dream Job and Wocao campaigns, and compare them to our automatically generated AT templates.

We offer a visual representation of our contributions, as well as a detailed summary, below:

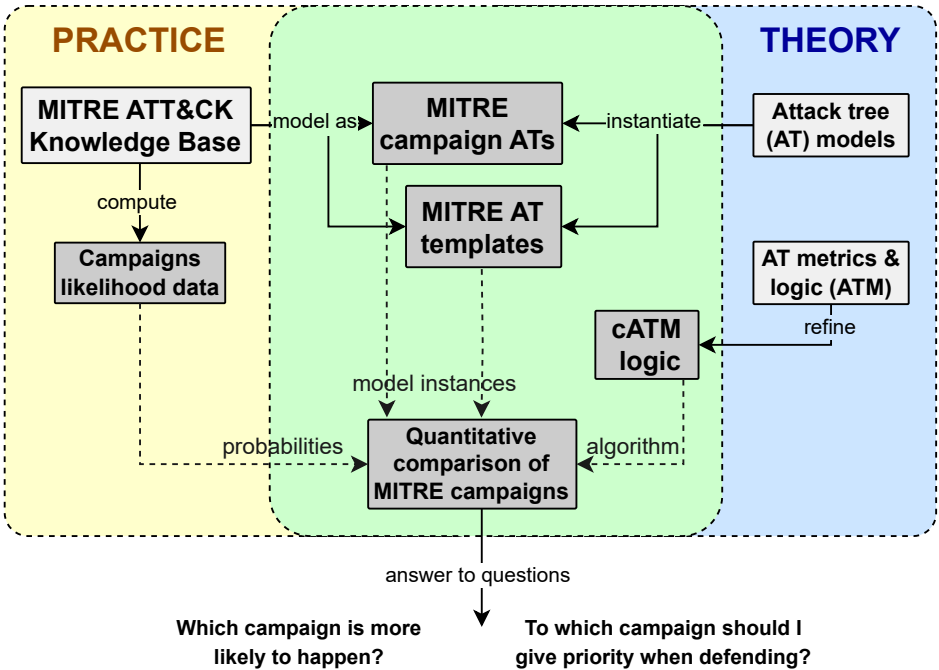


Fig. 1. A diagram detailing the structure the manuscript, where our contributions are the darker rectangles.

Summary of contributions:

1. We quantify likelihood of attack campaigns via data-driven procedures **on the MITRE knowledge base**:
 - (a) § 2.2: **computing probability-like values (*likelihoods*)** for the frequency with which a technique was used to achieve each tactical goal.
 - (b) § 4.4: introducing a **security index** (an order-inverting transformation of the likelihood) as a data-driven quantity to compare the likelihood of observing MITRE ATT&CK campaigns.
2. § 3: We showcase how **individual MITRE campaigns can be manually modelled as an attack tree**, and present two instances that exemplify this procedure for the Dream Job and Wocao campaigns.
3. We revise **the AT logic from [32]** for cybersecurity practice and for comparative use on MITRE campaigns, concretely by:
 - (a) § 4.3: **adding support for interval values**, allowing for modelling uncertainty.
 - (b) § 5: **minimising it from 4 to 2 production layers**, keeping only the constructs that are essential to compute quantitative metric values of an attack.
4. § 6: We introduce **automatically-built attack tree templates that model MITRE intelligence data**. These are built from public data, via a methodology that is *complete* in the sense that it captures any attack campaign including all registered attack techniques and tactics recorded in the MITRE ATT&CK knowledge base.
5. § 7: We validate our approach by **comparing the likelihood of the Wocao (C0014) and Dream Job (C0022) MITRE campaigns** – generated with our proposed methodology – against “ad hoc” traditionally-built ATs, demonstrating how our methodology is substantially lighter in modelling effort, and still capable of capturing all the quantitative relevant data.
6. § 7.1: We provide a publicly accessible repository that stores an artifact, packaging our contribution in an easy-to-use implementation, at <https://doi.org/10.4121/779a6a17-ed5e-4bfc-9068-6a16e3f7d10d>.

Structure of the paper. We showcase how to quantify likelihood of campaigns via data-driven methods on MITRE in Sec. 2, we further propose a formal encoding of MITRE campaigns via attack tree models in Sec. 3 and showcase traditionally-built ATs for the Dream Job and Wocao campaigns, we offer a light-effort framework for quantification and comparison of MITRE campaigns exploiting a formal logic (Sec. 5) and automatically generated AT templates (Sec. 6) and we validate our approach and perform comparisons on the Wocao and DreamJob campaigns – both on *ad hoc* and template ATs – in Sec. 7. We reflect on future perspectives and conclude the paper in Sec. 8.

Data and Artifact Availability. We provide public access to all data and programs created and used in this work at <https://doi.org/10.4121/779a6a17-ed5e-4bfc-9068-6a16e3f7d10d>.

1.1 Related work

A body of work exists on the use of MITRE for the analysis of cyber attacks. While surveys like [15] point at many research approaches that build ATs automatically from data, these usually mine process information or event logs from which they infer an AT. Two relevant examples are [12, 36], which use MITRE qualitative data such as Common Vulnerability and Exposures (CVE) and Common Weakness Enumeration (CWE) identifiers in their nodes, or even numeric information

such as the Common Vulnerability Scoring System (CVSS) or the Exploit Prediction Scoring System (EPSS) of a vulnerability identified by a CVE.

While such approaches may include quantitative information in the models that they generate, their main purpose is to aid (mostly by semi-automatic procedures) the *generation* of an AT, as opposed to its use in the *computation* of a quantity from the generated model. In contrast, for us, since MITRE has hierarchically-structured information that is amenable to quantification, we leverage it to create ATs in a fully-automatic manner via a deterministic process. We then exploit these models via the cATM logic, to compute values inherent to each campaign, hence allowing a quantitative comparison among them.

All in all, while we are more closely related to studies that propose quantifications of either the probability or impact of an attack, we also share motivations, or certain aspects of our approach, with many other recent studies. A classification of such works in terms of research proximity is:

1. studies that use MITRE ATT&CK to quantify cyber attacks: [13, 14, 45]—closest to us;
2. studies that use MITRE ATT&CK for qualitative analysis of cyber attacks: [1, 2, 19];
3. studies that quantify cyber attacks without using MITRE ATT&CK: [32, 35, 44];
4. exploitation of MITRE ATT&CK for extrinsic empirical analyses: [18, 20, 41, 42];
5. other related works that do not fit the above categories: [5, 30].

1.1.1 Works that quantify attacks using MITRE ATT&CK. Xiong et al. [45] propose a threat modeling language, *enterpriseLang*, based on MAL [13] and the MITRE ATT&CK Matrix. This is used to model IT systems and enable attack simulations, and it is demonstrated on the emulation of MITRE campaigns. While the application of [45] is not focused on quantitative analysis, their end-result could in principle be labelled with values that represent externally acquired quantitative data of the modelled attacks. Instead, Kim et al. [14] introduce custom quantifications for MITRE ATT&CK campaigns, using the MITRE Matrix and Lockheed Martin Cyber Kill-Chain. For MITRE, each tactic—12 out of the 14 tactics recognised today—of each campaign is assigned a score equal to the number of techniques used in it. This scoring approach is available today in the MITRE ATT&CK Navigator, and disregards nuances such as data granularity, e.g. the simultaneous marking of a technique and some of its subtechniques in a MITRE ATT&CK campaign.

In contrast to these works, our approach is adaptable to different data granularity levels (see Sec. 2.2.3), and it is designed for the quantitative analysis of any campaign—already recorded or to come—by taking as input data directly available in MITRE.

1.1.2 Works that are centred on non-quantitative aspects of MITRE ATT&CK. Since its release in 2018, MITRE ATT&CK has become an authoritative source of cybersecurity intelligence used in many scientific works [1, 2, 8, 19, 37, 38]. From that literature we highlight the following, which are closest in nature to our approach. Lee and Choi [19] vectorise MITRE campaigns data to recognise the action of the corresponding attack groups, and Akbar et al. [1] resort to data mining and an LLM to propose relevant defensive actions based on user-identified attacks. In turn, Akbar et al. [2] introduce an ontology that describes MITRE ATT&CK components, to facilitate the recognition of ongoing campaigns by security analysts.

These works share the same study focus as our research, i.e. the enhancement of MITRE data for systematic analyses of cybersecurity attacks—however, they develop strategies that could best be described as qualitative in nature, in contrast with our quantitative focus.

1.1.3 Works that quantify cybersecurity data without resorting to MITRE ATT&CK. Woods and Böhme [44] introduce a causal model inspired by structural equation modeling, that explains cyber-risk outcomes in terms of latent factors. This model is then used to classify empirical cyber-harm and -mitigation studies—see tables 1 and 3 therein. Instead, from suspicious system events, Patil

et al. [35] generate a provenance graph based on advanced persistent threats (APTs) campaigns that match them, to classify—probabilistically—the ongoing attack as a known APT campaign or not. Finally, Nicoletti et al. [32] propose a first-order logic to query quantitative data from attack campaigns (represented as attack trees), including probability and time of attack.

In contrast to our research, the above propose general theoretical frameworks that do not consider MITRE. However, we do align with many of the theoretical developments of [32], which we adapt and refine to fit data as provided in MITRE ATT&CK.

1.1.4 Works that exploit (but do not build upon) MITRE ATT&CK. Lee et al. [20] propose correlation analyses on data traffic, that use cross-Tactic correlation to detect exfiltration as described by MITRE. This is used to differentiate benign traffic from exfiltration activity by APTs. Shin et al. [41] organise MITRE ATT&CK data into a framework, that they use to identify countermeasures against APTs' phishing campaigns. Tsakoulis et al. [42] characterise malicious behaviour in Linux OS execution flow by association to MITRE data. They employ this methodology to emulate SysJoker malware via the exploit attack graph from MITRE ATT&CK. Finally, Kumar and Thing [18] generate test-cases for MITRE lateral-movement detection of a new technology proposed for 5G networks.

All these works leverage information available in MITRE ATT&CK, and use it for extrinsic empirical ends such as traffic analysis and countermeasure identification. In contrast, our approach reflects back on MITRE by enriching its data with quantitative information—see Sec. 2.2.

1.1.5 Other related studies. Munaiah et al. [30] codify events, extracted from penetration testing competitions, as MITRE techniques and tactics. Their results demonstrate the usability of MITRE ATT&CK as a grounding for cybersecurity activities. Analogously, Bleiman et al. [5] showcase how social engineering practices can be mapped onto the MITRE ATT&CK framework, via an academic course study that included a MITRE representative.

2 MITRE INTELLIGENCE DATA AND LIKELIHOOD VALUES

We structure MITRE intelligence data, gathered by and available to security practitioners, in a manner that enables quantitative comparisons of likelihood among attacks.

2.1 The MITRE ATT&CK knowledge base

Our models and our approach are based on MITRE ATT&CK, which is a «*knowledge base of adversary tactics and techniques based on real-world observations [...] used as a foundation for the development of specific threat models and methodologies in the private sector, in government, and in the cybersecurity product and service community.*» [26]

2.1.1 Tactics. MITRE defines a standard cyberattack structure, consisting on a partially-ordered set of *tactics* that represent the adversary's tactical goal—see [28]. Examples include reconnaissance (MITRE ID [TA0043](#)) and exfiltration ([TA0010](#)). The former represents the intentions of an adversary who is trying to gather information for use in planning future operations. Naturally, this is one of the first tactics that an adversary aims for when initiating an attack campaign—in contrast, exfiltration is one of the last. In fact, exfiltration represents the goal to steal (as in remove) data from the target network, for instance by compressing, encrypting, and sending the data to an external malicious server.

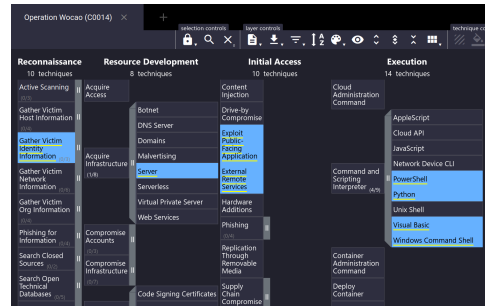


Fig. 2. MITRE ATT&CK campaign navigator
<https://mitre-attack.github.io/attack-navigator>

2.1.2 Techniques. In these examples, compression and encryption are concrete actions that the adversary executes to achieve tactical goals such as exfiltration. These actions are encoded in MITRE as *techniques*, and they describe the technical details of an adversary's actions to achieve a tactic—see [29]. For example, MITRE technique [T1052.001](#) (*Exfiltration Over Physical Medium: Exfiltration over USB*) represents an attacker's attempting «to exfiltrate data over a USB connected physical device [...] The USB device could be used as the final exfiltration point or to hop between otherwise disconnected systems» [26].

2.1.3 Campaigns. The collection of tactics and techniques available in MITRE ATT&CK were gathered from real-world observations by security experts. This intelligence on intrusion activity is recorded in MITRE as cyberattacks known as *campaigns*. For example, Wocao ([C0014](#)) was a China-based cyber-espionage campaign that targeted several organizations around the world, compromising services such as aviation, construction, energy, finance, etc. [27]. MITRE ATT&CK provides an *Attack Navigator* (<https://mitre-attack.github.io/attack-navigator/>): a graphical overview tool to represent techniques employed to achieve tactical goals in any campaigns—see Fig. 2 for an excerpt of the navigator view for the Wocao campaign.

Formalisation. Data in the MITRE knowledge base is kept and updated in a structured but informal manner, with natural language descriptions (e.g. technical reports) and an interface that is updated as new information is acquired. In other words, MITRE ATT&CK intelligence data is not formal, and therefore retrieving it in a systematic way—e.g. to model it formally as attack trees—is difficult:

MITRE ATT&CK data is not formal, hindering its rigorous, unambiguous, and quantified modeling. We show how such formalisation, including probability quantifications, can be done.

2.2 Probability metrics from MITRE data

2.2.1 Campaigns, tactics, techniques. MITRE campaigns provide statistics of the frequency with which threat actors use an attack technique. Using cybersecurity intel to forecast expected future activity—as is common practice [21, 46]—allows to interpret the frequency of a technique as its probability of occurrence.

Naturally, interpreting MITRE techniques' frequency as probabilities is not a direct measure of the likelihood of observing an attack in the real world. Besides the particular setting of the victims involved, this is due to the absence of perfect information, since the only data available comes from observable cyber-criminal activities that have been made public.

Nevertheless, the 600 techniques recorded in MITRE give some indication of likelihood, ordinal if not cardinal. To see this, consider a technique E (e.g. where /etc/passwd was vulnerated) that was used in 77% of the campaigns to achieve tactic A “gain credential access”. Say further that technique $E' \neq E$ was used in 2% of the campaigns to achieve A . Then the expectation is that attacks for A via E are more likely than those involving E' , which companies use to prioritise security measures.

2.2.2 Probabilities estimation. We use the above to estimate, for each technique $E \in \mathcal{E}$ and tactic $A \in \mathcal{A}$ in MITRE, the probability $p_{E|A} = \text{Prob}(E | A)$ defined as the frequency with which E was used with respect to all other techniques to achieve tactic A . To compute these values let $C[A] \in 2^{\mathcal{E}}$ be the set of techniques $\{E_1, E_2, \dots\}$ used in campaign $C \in \mathcal{C}$ for tactic A , and let A^\dagger be the multiset of techniques used for tactic A across all campaigns, i.e. $A^\dagger = \uplus_{C \in \mathcal{C}} C[A]$, where \uplus denotes multiset union. Then the probability sought is given by:

$$p_{E|A} = \text{Prob}(E | A) \doteq \frac{\sum_{C \in \mathcal{C}} \mathbf{1}_{C[A]}(E)}{|A^\dagger|} = \frac{\text{how many } E'=E}{\text{how many } E'} \quad (1)$$

Example 2.1. Let C_1, C_2 be MITRE campaigns wherein tactics A_1, A_2 were achieved by threat actors as follows: $C_1 = \langle A_1: \{E_1\}, A_2: \{E_2\} \rangle$, and $C_2 = \langle A_1: \{E_1, E_2\}, A_2: \{E_3\} \rangle$. Then $C_1[A_1] = \{E_1\}$ and $C_2[A_1] = \{E_1, E_2\}$, and moreover $A_1^\uparrow = \{\{E_1, E_1, E_2\}\}$ has cardinality $|A_1^\uparrow| = 3$. Finally we compute the probability estimates: $p_{E_1|A_1} = 2/3$, and $p_{E_2|A_1} = 1/3$, and $p_{E_3|A_1} = 0$.

Dempster-Shafer theory. Note that we combine the data of different campaigns in a frequentist manner, as opposed to the more intricate ways of combining evidence of Dempster-Shafer theory [22, 40]. That theory expresses not only the aggregate opinion of multiple sources, but also the uncertainty due to disagreeing sources. In our case, every source is a campaign C , and its input on $p_{E|A}$ is binary: either $E \in C[A]$ or not. Dempster-Shafer theory does not allow the combination of evidence that is in such direct disagreement, so we cannot employ this methodology.

2.2.3 Data counting and use. For most techniques, MITRE lists possible subtechniques through which the technique can be performed. For instance, $E = \text{System Services}$ (MITRE codename T1569) can be done via `Launchctl` (T1569.001) or `Service Execution` (T1569.002). Thus, we use Eq. (1) for subtechniques—rather than techniques—to obtain finer-grained information about the attack.

However, the data available across campaigns in MITRE is of different granularity, and in some cases only the high-level technique is known. Therefore, to normalise this data for subtechnique frequency counting, we consider the following cases that can be found for an arbitrary tactic A in campaign C , concerning some high-level technique E and its subtechniques:

- **Fine-grained data** (optimal case): if $C[A]$ contains only subtechniques E_1, \dots, E_n of a given high-level technique E , then count each E_i as +1 occurrence of itself;
- **Coarse-grained data** (least knowledge): if $C[A]$ contains no data about subtechniques of E , but it does mention E , then count +1 to each subtechnique E_i that theoretically exists for E —this is an unbiased worse-case scenario corresponding to an attacker trying all possible actions;
- **Mixed data**: if $C[A]$ contains subtechniques E_1, \dots, E_n of the high-level technique E , and it also lists E as a specific technique used for A , then use the fine-grained information by counting +1 for each subtechnique E_1, \dots, E_n .

Data sources. To compute probabilities using eq. (1), the data available per campaign must distinguish the tactics for which each (sub)technique was employed. MITRE offers several resources, such as STIX <https://github.com/mitre-attack/attack-stix-data/>, and mitreattack-python <https://github.com/mitre-attack/mitreattack-python/>. From the various options, we found the required division of techniques per tactics (only) in the MITRE ATT&CK navigator <https://mitre-attack.github.io/attack-navigator>. In particular, this resource provides an overlay called aggregate scores, whose sum configuration counts the number of (sub)techniques used for each tactic. While that goes in the same direction than the data counting proposed above, it does not distinguish the different granularity cases—for instance, in the mixed-data case of T1078 and T1078.002 mentioned next, it provides a score of $1 + 1 = 2$. Thus, we use scripts to process the public data provided by MITRE ATT&CK using eq. (1) on the data counted as indicated in this section.

Mixed data in MITRE. The redundancy stemming from *mixed data* cases may be caused by the data-processing scripts that generate the public knowledge base from technical reports. We observe this e.g. for the Wocao campaign in MITRE ATT&CK [27], where *Valid Accounts* (T1078) coexists with *Domain Accounts* (T1078.002) for tactic *Initial Access*. This may be caused by the wording used in §§ 6.3.2 and 6.3.3 of the technical report, which mention the use of «*compromised VPN credentials*» and in particular «*Windows domain credentials*» [43]—as it happens, the former is part of the MITRE description of T1078, and the latter of T1078.002. Thus, in such cases we omit the redundancy and use the finer-grained information available, namely the subtechnique(s).

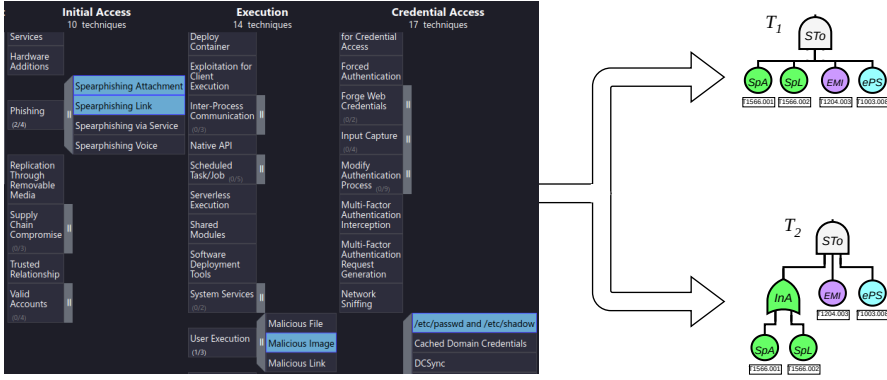


Fig. 3. Toy MITRE campaign represented as (different) attack trees

3 MITRE CAMPAIGNS AS (MANUAL) ATTACK TREE INSTANCES

An attack tree (AT) is a hierarchical diagram describing potential attacks on a system. Its root represents the attacker's goal, and the leaves represent basic attack steps (unrefined attacker actions). Intermediate nodes are labeled with gates, that determine how their children activate them. The most basic ATs have OR and AND gates; extensions exist to model more elaborate attacks.

MITRE campaigns as ATs. An individual MITRE campaign can be mapped to an AT instance, using leaves to represent techniques, and gates to represent the tactics for which they were used. While ad hoc decisions may be needed to instantiate this procedure for each campaign, a natural map exists, whereby the nodes of the AT instance come from the empirical evidence that is available to cybersecurity practitioners in MITRE. These models support attributes (such as probability values), that can be used for quantitative analyses—we exploit this in the following sections.

For a concrete example consider Fig. 3 (page 9) which depicts a very basic campaign composed only of three tactical goals: *Initial Access*, *Execution*, and *Credential Access*. These are achieved by leveraging four techniques, namely *Spearphishing-Attachment* and *-Link*, *Malicious Image*, and */etc/passwd*. A naive representation of this campaign could consider all techniques as necessary steps (in any order) for the attack campaign to succeed—that is represented by T_1 in Fig. 3. A more nuanced representation could require only one of the spearphishing techniques to gain initial access—that is done in T_2 via an OR gate as intermediate node. A priori, this ambiguity (whether to use T_1 or T_2 to model the MITRE data) needs to be resolved by the modeler for each campaign. In Sec. 6 we introduce a method that resolves all ambiguity, producing an overarching AT structure for the MITRE ATT&CK knowledge base, that can be instantiated on every possible (present or future) campaign, further parameterised on the desired attack difficulty.

In the following we introduce notation to define attack trees formally, and we use it to manually model two instances of campaigns recorded in the MITRE knowledge base: Wocao and Dream Job.

3.1 Attack trees models

Definition 3.1. An *attack tree* (AT) T is a tuple (N, E, t) where (N, E) is a rooted directed acyclic graph, and $t: N \rightarrow \{\text{OR}, \text{AND}, \text{BAS}\}$ is a function such that for $v \in N$, it holds that $t(v) = \text{BAS}$ if and only if v is a leaf.

Moreover, $ch: N \rightarrow \mathcal{P}(N)$ gives the set of *children* of a node; if $u \in ch(v)$ we call u a child of v , and v a parent of u . Furthermore, T has a unique root, denoted R_T . We wrote BAS_T for the set of leaves, i.e., basic attack steps. We will omit the subindex T from R, BAS , etc. if no ambiguity

arises. We let $v = \text{AND}(v_1, \dots, v_n)$ if $t(v) = \text{AND}$ and $ch(v) = (v_1, \dots, v_n)$, and analogously for OR, denoting $ch(v) = \{v_1, \dots, v_n\}$. We denote the universe of ATs by \mathcal{T} and call $T \in \mathcal{T}$ *tree-structured* if for any two nodes u and v none of their children is shared, else we say that T is *DAG-structured*. The semantics of a AT is defined by its successful attack scenarios, in turn given by its structure function. First, the notion of attack is defined:

Definition 3.2. An *attack scenario*, or shortly an *attack*, of a static AT T is a subset of its basic attack steps: $A \subseteq \text{BAS}_T$. We denote by $\mathcal{A}_T = 2^{\text{BAS}_T}$ the universe of attacks of T . We omit the subscript when there is no confusion.

The structure function $f_T(v, A)$ indicates whether the attack $A \in \mathcal{A}$ succeeds at node $v \in N$ of T . For Booleans we adopt $\mathbb{B} = \{1, 0\}$.

Definition 3.3. The *structure function* $f_T: N \times \mathcal{A} \rightarrow \mathbb{B}$ of a static attack tree T is given by:

$$f_T(v, A) = \begin{cases} 1 & \text{if } t(v) = \text{OR} \quad \text{and } \exists u \in ch(v). f_T(u, A) = 1, \\ 1 & \text{if } t(v) = \text{AND} \quad \text{and } \forall u \in ch(v). f_T(u, A) = 1, \\ 1 & \text{if } t(v) = \text{BAS} \quad \text{and } v \in A, \\ 0 & \text{otherwise.} \end{cases}$$

An attack A is said to *reach* a node v if $f_T(v, A) = 1$, i.e. it makes v succeed. If no proper subset of A reaches v , then A is a *minimal attack on v* . The set of minimal attacks on v is denoted $\llbracket v \rrbracket$. We define $f_T(A) \doteq f_T(R_T, A)$, and attacks that reach R_T are called *successful* with respect to T . Furthermore, the minimal successful attacks on R_T are called *minimal attacks*. ATs are *coherent* [4], meaning that adding attack steps preserves success: if A is successful then so is $A \cup \{a\}$ for any $a \in \text{BAS}$. This means that the suite of successful attacks of an AT is characterised by its minimal attacks alone.

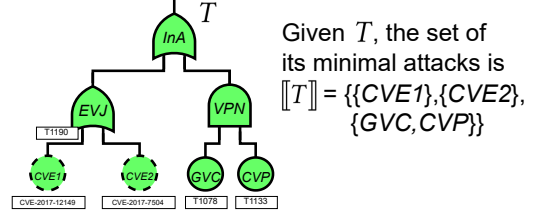


Fig. 4. Minimal attacks of the AT for the *Initial Access* tactic of MITRE's Wocao campaign (excerpt from Fig. 6).

Definition 3.4. The *semantics of an ATT* is its suite of minimal attacks $\llbracket T \rrbracket$.

Example 3.5. Consider the AT in Fig. 4 representing initial access as recorded in MITRE's Wocao campaign (excerpt of Fig. 6): its suite of minimal attacks is $\{\{CVE1\}, \{CVE2\}, \{GVC, CVP\}\}$. That is, to mount a minimal attack a malicious actor needs to gain access either by exploiting vulnerabilities in JBoss EVJ— via CVE-2017-12149 or CVE-2017-7504 — or by getting valid credentials GVC and connecting to the network via VPN – the CVP BAS.

3.2 Operation Dream Job

In this subsection, we introduce the first *ad hoc* AT model for Operation DreamJob: a cyber espionage operation likely conducted by the *Lazarus Group* that targeted the defense, aerospace, government, and other sectors in the United States, Israel, Australia, Russia, and India <https://attack.mitre.org/versions/v14/campaigns/C0022/>.

Specific modelling choices. Nicoletti et al. [34] treat every (sub)technique in the ATT&CK Navigator as a BAS: in Fig. 5, a small label for each BAS signals its respective (sub)technique according to the MITRE nomenclature. Furthermore, they assume that representing what we define as more fine-grained information (see Sec. 2.2.3) will be more useful than selecting the coarse-grained

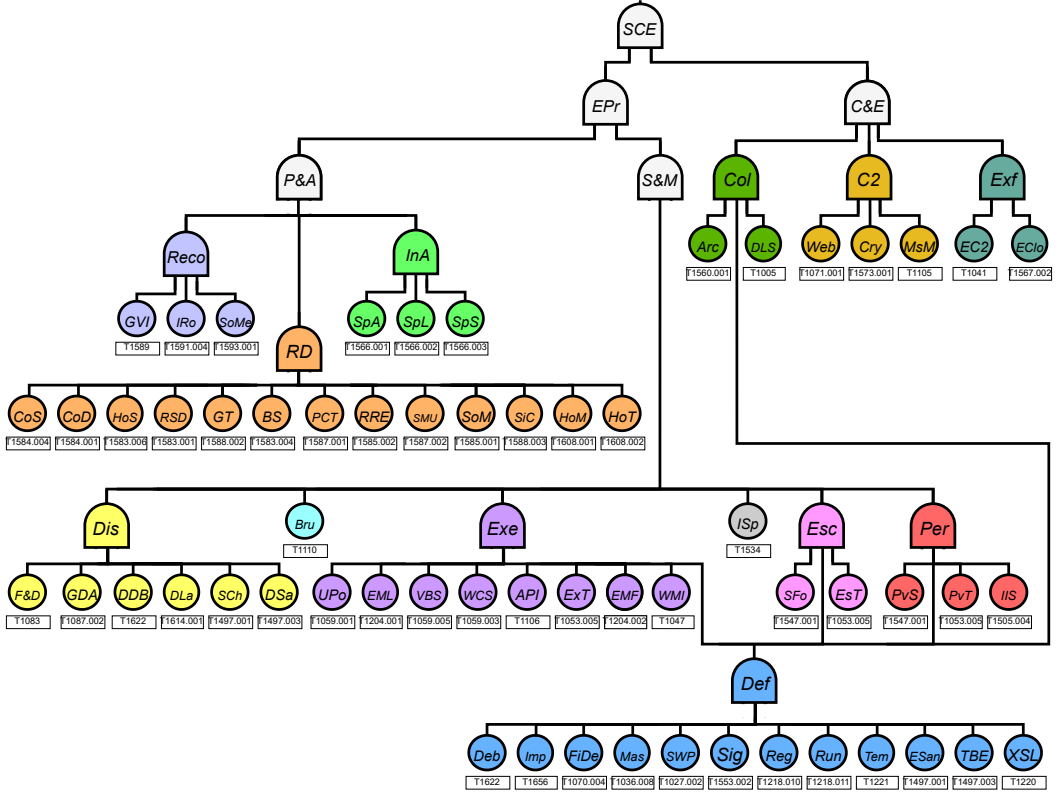


Fig. 5. AT custom model for the Dream Job MITRE campaign [<https://attack.mitre.org/versions/v14/campaigns/C0022/>]

equivalent. E.g., if the ATT&CK Navigator for tactic *Reconnaissance* presents both the *Gather Victim Org Information* technique (T1591) and its subtechnique *Identify Roles* (T1591.004) authors keep the latter as an AT node and discard the former, due to *Identify Roles* (T1591.004) giving more information on the specifics of this attack step. Finally, authors color code nodes (see legenda at page 12) in the AT following MITRE’s 14 tactics (MITRE does not report any technique affiliated to the *Impact* tactic for this campaign). We follow the same colouring convention in our *ad hoc* AT model for Wocao.

Resulting AT model. Fig. 5 (page 11) depicts the AT resulting from modelling of [34] Dream Job campaign from MITRE.

3.3 Operation Wocao

Let us introduce the AT *ad hoc* modelling for the Wocao campaign [27, 43][†]. This was a cyber-espionage campaign targeting organizations around the world—including Brazil, China, France, Germany, Italy, Mexico, Spain, the United Kingdom, and the United States. The suspected China-based actors have compromised government organizations and managed service providers, as well as aviation, construction, energy, finance, health care, insurance, offshore engineering, software development, and transportation companies.

[†] Named after a command-line entry typed by one of the threat actors, possibly out of frustration from losing shell access to the target – 我操 wǒ cāo is Mandarin for ‘damn’ – see <https://attack.mitre.org/versions/v14/campaigns/C0014/>.

OPERATION DREAM JOB TLE:		DISCOVERY:		DEFENSE EVASION:	
Success in Cyber Espionage	SCE	Discovery	Dis	Defense Evasion	Def
Establish Presence	EPr	Files & Dirs Scan	F&D	Debugger Evasion	Deb
Collect & Exfiltrate	C&E	Get Domain Accounts	GDA	Impersonation	Imp
Prep. & Access	P&A	Detect Debuggers	DDB	File Deletion	FiDe
Spread & Maintain	S&M	Detect System Language	DLa	File Type Masquerade	Mas
RECONNAISSANCE:		System Checks	SCh	Software Packing	SWP
Reconnaissance	Reco	Detect Sandboxes	DSa	Code Signing	Sig
Gather Victim Info	GVI	EXECUTION:		Use Regsvr32	Reg
Identify Roles	IRo	Execution	Exe	XSL Script Processing	XSL
Social Media	SoMe	Windows Command Shell	WCS	Use Rundll32	Run
RESOURCE DEVEL.:		Execute via WMI	WMI	Template Injection	Tem
Resource Devel.	RD	VB Malicious Macro	VBS	Evade Sandboxes	ESan
Get Tools	GT	Use Powershell	UPo	Time-Based Evasion	TBE
Buy Server	BS	Obtain User-Agent via API	API	COLLECTION:	
Prepare Custom Tools	PCT	Exec with Scheduled Tasks	ExT	Collection	Col
Register Rogue Email Addr.	RRE	Exec. via Malicious File	EMF	Archive via Utility	Arc
Register Same Domain	RSD	Exec. via Malicious Link	EML	Data from Local Sys.	DLS
Hosting Services	HoS	CREDENTIAL ACCESS:		Command & Control:	
Compromise Domains	CoD	Brute Force Attacks	Bru	Command & Control	C2
Compromise Servers	CoS	LATERAL MOVEMENT:		Web Protocols	Web
Sign Malware & Utils	SMU	Internal Spearphish.	ISp	Symmetric Cryptography	Cry
Social Media	SoM	PRIVILEGE ESCALATION:		Multistage Malware Ingress	MsM
Signing Certificates	SiC	Privilege Escalation	Esc	EXFILTRATION:	
Host Malware	HoM	Escalate via Startup Folder	SFo	Exfiltration	Exf
Host Tools	HoT	Escalate via Task Scheduler	EsT	Exfil over C2 Channel	EC2
INITIAL ACCESS:		PERSISTENCE:		Exfil over Cloud	EClo
Initial Access	InA	Persistence	Per		
Spearphish. (Attachment)	SpA	Persist via Startup	PvS		
Spearphish. (Link)	SpL	Persist via Task Scheduler	PvT		
Spearphish. (Service)	SpS	IIS Components	IIS		

Table 1. Abbreviations for the AT in Fig. 5.

Specific modelling choices. As hinted, MITRE includes technical comments and external references that ground campaigns records: these provide (possibly unstructured) empirical information on some of the steps carried out in a specific campaign. Thus, we ground our *ad hoc* model of the Wocao campaign in the publicly available technical report at [43]. The report presents Wocao as a cyber-espionage operation, where the end goal is to collect and exfiltrate sensitive information. Therefore, the tactical goals *Defense Evasion* and *Credential Access*—which are the basis of the end objective—ground almost every other tactic, including *Lateral Movement* and *Collection*. This was modelled as a DAG structure, placing both ground tactics inside of a module [7], i.e. they have a single (AND gate) parent that connects them to the rest of the AT.

Another point of decision concerns the *Initial Access* tactic, which by default includes technique *Valid Accounts* (T1078), as well as its sub-techniques *Domain Accounts* (T1078.002) and *Local Accounts* (T1078.003). However, a technical comment states that these credentials “found during intrusion” were used for “lateral movement and privilege escalation”, and the MITRE tactics *Lateral Movement* and *Privilege Escalation* do list the sub-techniques as part of their steps. As a result, for tactic *Initial Access* only the parent technique T1078 was kept, because MITRE does not mention which specific sub-technique is needed for initial access, but obtaining (any) valid VPN credential is a known requirement [43].

Finally, the report includes a natural language description of two steps, brute-forcing a password or having a user typing in the master password, that can result in credential access spills [43]. These were modelled as two BASes under tactic *Credential Access*, to showcase an exemplar situation

A complete and detailed description of every modelling decision made in creating the custom AT for the Wocao campaign is included in Appendix A.

Resulting AT model. Fig. 6 depicts the AT resulting from our modelling of the Wocao campaign from MITRE, as per the rules and expert-decisions listed above.

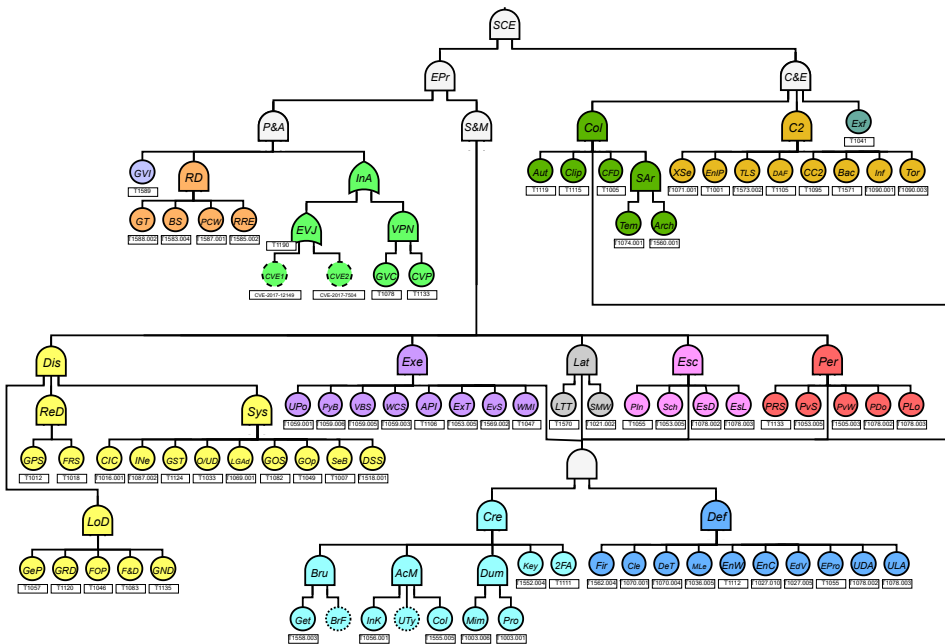


Fig. 6. AT custom model for the Wocao campaign from MITRE [<https://attack.mitre.org/versions/v14/campaigns/C0014/>]

Wocao Campaign TLE:		Discover Security Software	DSS	Collect Credentials	Col
Success in Cyber Espionage	SCE	Get OS Conn. Systems	GOS	Dump Creds from Memory	Dum
Establish Presence	EPr	Get Open Connections	GOp	Dump Creds with Mimikatz	Mim
Collect & Exfiltrate	C&E	Search Backdoors	SeB	Dump Creds with ProcDump	Pro
Prep. & Access	P&A	EXECUTION:		Get Certificates and Priv. Keys	Key
Spread & Maintain	S&M			Intercept 2FA Tokens	2FA
RECONNAISSANCE:		Execution	Exe	DEFENSE EVASION:	
Gather Victim Info	GVI	Use Powershell	UPo	Defense Evasion	Def
RESOURCE DEVEL.:		Create Python Backdoors	PyB	Modify System Firewall	Fir
		VBScript Recon	VBS	Clean Logs	Cle
Resource Devel.	RD	Windows Command Shell	WCS	Delete Traces	DeT
Get Tools	GT	Inject with Native API	API	Match Legit Names	MLe
Buy Server with BTC	BS	Exec with Scheduled Tasks	ExT	Enable Wdigest via Registry	EnW
Prepare Custom Webshell	PCW	Exec via Services	EvS	Encode/Compress Powershell	EnC
Register Rogue Email Addr.	RRE	Execute via WMI	WMI	Edit Var Names with Impacket	EdV
INITIAL ACCESS:		LATERAL MOVEMENT:		Evade via Proc. Injection	EPro
Initial Access	InA	Lateral Movement	Lat	Use Valid Domain Accounts	UDA
Exploit Vulns. in JBoss	EVJ	Lateral Tool Transfer	LTT	Use Valid Local Accounts	ULA
Exploit CVE-2017-12149	CVE1	Use SMB/Win Admin Shares	SMW	COLLECTION:	
Exploit CVE-2017-7504	CVE2	PRIVILEGE ESCALATION:		Collection	Coll
VPN in Network	VPN	Privilege Escalation	Esc	Auto. Collection via Script	Aut
Get Valid Creds	GVC	Process Injection	Pln	Collect Clipboard Data	Clip
Connect to VPN	CVP	Escalate via Scheduled Tasks	Sch	Collect Files & Dirs	CFD
DISCOVERY:		Escalate via Domain Accounts	EsD	Stage and Archive Data	SAR
		Escalate via Local Accounts	EsL	Stage Data in Temp Dir	Tem
Discovery	Dis	PERSISTENCE:		Archive Data with WinRAR	Arch
Local Discovery	LoD	Persistence	Per	COMMAND & CONTROL:	
Remote Discovery	ReD	Persist via Remote Services	PRS	Command & Control	C2
Get System Info	Sys	Persist via Scheduler	PvS	Communicate via XServer	XSe
Get Processes	GeP	Persist via Web Shell	PvW	Encrypt IP Addresses	EnIP
Get Removable Disks	GRD	Persist via Domain Accounts	PDo	Upgrade to TLS Socket	TLS
Find Open Ports	FOP	Persist via Local Accounts	PLO	Download Additional Files	DAF
Files & Dirs Scan	F&D	CREDENTIAL ACCESS:		Use Custom Protocol for C2	CC2
Get Network Disks	GND	Credential Access	Cre	Use High Ports for Backdoor	Bac
Get PuTTY Sessions	GPS	Bruteforce Passwords	Bru	Route via Infected Systems	Inf
Find Remote Systems & Subnets	FRS	Get Passwd with PowerSploit	Get	Route via Tor	Tor
Check Internet Conn.	CIC	Bruteforce Offline	BrF	EXFILTRATION:	
Info with 'net'	INe	Access Passwd Manager	AcM	Exfil. Over C2 Channel	Exf
Get System Time	GST	Install Keylogger	InK		
Owner/User Discovery	O/UD	User Types Master Passwd	UTy		
Get Local Group Admins	LGAd				

Table 2. Abbreviations for the AT in Fig. 6.

4 SECURITY METRICS FOR ATTACK TREES

Security metrics – such as the minimal time and cost among all attacks – are essential to perform quantitative analysis of systems and to support more informed decision making processes. For instance, the need of a company to employ a security operations center (SOC) could be defined by legal regulations, e.g. in the case of government bodies, but also by the expected likelihood to suffer cybersecurity attacks. Computing the probability of successful cyberattacks to the IT infrastructure provides a fact-based quantification of such value. Similarly, the minimum time required to execute one such attack is a relevant metric for SOC operations. For MITRE ATs, statistics on the techniques observed across campaigns yield probabilities – as computed in Sec. 2.2 – that can be used as attributes of the BAses in an AT.

4.1 Attack tree metrics

To compute security metrics we adopt the well-established *semiring* framework. Semirings have vast applicability potential [9] and have been successfully used to construct attribute domains on

ATs [6, 11, 16, 23]. In this paper – coherently with [32] – we adopt *linearly ordered unital semiring attribute domains* (LOADs) where V is the value domain, Δ is an operator to combine values of BASes in an attack, ∇ is an operator to combine values of different attacks and \preceq is an order to compare values. LOADs provide a convenient way to define an ample class of metrics including “min cost”, “min time” – both with parallel or sequential attack steps – “min skill” and “discrete probability”.

Definition 4.1. A *linearly ordered unital semiring attribute domain* (simply *attribute domain* or *LOAD*) is a tuple $L = (V, \nabla, \Delta, 1_\nabla, 1_\Delta, \preceq)$ where:

- V is a set;
- $\nabla, \Delta : V^2 \rightarrow V$ are commutative, associative binary operations on V ;
- Δ distributes over ∇ , i.e., $x \Delta (y \nabla z) = (x \nabla y) \Delta (x \nabla z)$ for all $x, y, z \in V$;
- ∇ is absorbing w.r.t. Δ , i.e., $x \nabla (x \Delta y) = x$ for all $x, y \in V$;
- 1_∇ and 1_Δ are unital elements, i.e., $1_\nabla \nabla x = 1_\Delta \Delta x = x$ for all $x \in V$;
- \preceq is a linear order on V .

As anticipated, many relevant metrics for security analyses on ATs can be formulated as attribute domains. Table 3 shows examples, where $\mathbb{N}_\infty = \mathbb{N} \cup \{\infty\}$ includes 0 and ∞ .

Example 4.2. An example of a LOAD is $(\mathbb{N}_\infty, \min, +, \infty, 0, \leq)$. Indeed, \min and $+$ are commutative, associative operations on \mathbb{N}_∞ . The distributive property amounts to the fact that $x + \min(y, z) = \min(x + y, x + z)$, while the absorbing property can be stated as $\min(x, x + y) = x$. The units are given by $1_{\min} = \infty$ and $1_+ = 0$, and \leq is a linear order on \mathbb{N}_∞ . As we will discuss in Ex. 4.4, this LOAD corresponds to the *min cost* metric on ATs.

Note that, while derived metrics such as stochastic analyses and Pareto frontiers are semirings, they are not LOADs [23]. Moreover, some meaningful metrics, such as the cost to defend against all attacks, are not even semirings [6, 25].

To render this framework functional, all BASes of ATs are enriched with attributes. More precisely, first an *attribution* α assigns a value to each BAS; then a *security metric* $\hat{\alpha}$ assigns a value to each attack scenario; and finally the *metric* $\check{\alpha}$ assigns a value to the set of minimal attacks. We then refer to LOADs to define AT metrics. Given a LOAD $(V, \nabla, \Delta, 1_\nabla, 1_\Delta, \preceq)$ we assign to each BAS a an *attribute value* $\alpha(a) \in V$. The operators ∇, Δ are then used to define a metric value for T as follows:

Definition 4.3. Let T be an AT and let $L = (V, \nabla, \Delta, 1_\nabla, 1_\Delta, \preceq)$ be a LOAD.

- (1) An *attribution on T with values in L* is a map $\alpha : \text{BAS}_T \rightarrow V$;
- (2) Given such α , define the *metric value* of an attack A by

$$\hat{\alpha}(A) = \bigtriangleup_{a \in A} \alpha(a);$$

- (3) Given such α , define the *metric value* of T by

$$\check{\alpha}(T) = \bigtriangledown_{A \in \llbracket T \rrbracket} \hat{\alpha}(A) = \bigtriangledown_{A \in \llbracket T \rrbracket} \bigtriangleup_{a \in A} \alpha(a).$$

Example 4.4. Consider L from Ex. 4.2 representing the metric *min cost*, and let T be the AT in Fig. 7. We give a cost to each BAS, with the attribution $\alpha = \{\text{CVE1} \mapsto 8, \text{CVE2} \mapsto 3, \text{GVC} \mapsto 11, \text{CVP} \mapsto 1\}$. As in Ex. 3.5, T has three minimal attacks: $A_1 = \{\text{CVE1}\}$, $A_2 = \{\text{CVE2}\}$ and $A_3 = \{\text{GVC}, \text{CVP}\}$.

Since $\Delta = +$, we have $\widehat{\alpha}(A_3) = \alpha(GVC) + \alpha(CVP) = 11 + 1 = 12$; this is the cost an attacker needs to spend to perform attack A_3 . We then calculate $\check{\alpha}(T) = \min(\widehat{\alpha}(A_1), \widehat{\alpha}(A_2), \widehat{\alpha}(A_3)) = 3$. Indeed, the minimal cost incurred by an attacker to successfully attack the system is by performing the cheapest minimal attack, which is A_2 .

When computing multiple metrics on a given AT, one can resort to multiple LOADs and coherently chosen attributions over its BASes. We thus define such a tree as follows:

Definition 4.5. An *attributed AT* is a tuple $T = (T, \mathcal{L}, \mathbf{a})$ where T is an attack tree, $\mathcal{L} = \{L_1, \dots, L_l\}$ is a set of LOADs, and $\mathbf{a} = \{\alpha_i\}_{i=1}^l$ is a set of attributions on T s.t. each α_i takes values in L_i .

Although in this paper we calculate metrics by considering all *minimal* attacks (see [6, 23]), one could also simply consider all successful attacks. For metrics obtained from LOADs this does not make a difference: for example, the successful attack with minimal cost will always be a minimal attack, since adding BASes can only increase the cost. Therefore, in the calculation of min cost we may as well take the minimum over all successful attacks, rather than just minimal attacks.

4.2 Max probability metric

In this paper, we are concerned with probability-based metrics. Specifically, we consider *max probability*, corresponding to the LOAD $([0, 1], \max, \cdot, 0, 1, \leq)$. In other words, given probabilities $\alpha(a) \in [0, 1]$ for every BAS a of an attack tree T , the max probability metric of T is defined as

$$\check{\alpha}_{\text{mp}}(T) \doteq \max_{A \in \llbracket T \rrbracket} \prod_{a \in A} \alpha_{\text{mp}}(a).$$

The interpretation is that each BAS has a success probability $\alpha(a)$, and the attacker, aware of the attack tree, attempts the attack that is most likely to succeed, which has success probability $\check{\alpha}_{\text{mp}}(T)$.

4.3 Interval arithmetic and p-boxes

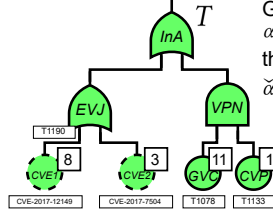
In practice, some probabilities $\alpha(a)$ are only approximately known. One way to model this is that only a lower bound $\alpha^-(a)$ and an upper bound $\alpha^+(a)$ are known, so that $\alpha(a)$ is known to be in the interval $I_a = [\alpha^-(a), \alpha^+(a)]$; this is also known as a *p-box* [10]. Thus, given α^- and α^+ , the set of *feasible attributions* \mathcal{F} is defined as

$$\mathcal{F} = \{\alpha: \text{BAS}_T \rightarrow V \mid \forall a: \alpha^-(a) \leq \alpha(a) \leq \alpha^+(a)\}.$$

In this case, the set of metric values also forms an interval, given by

$$I_{\mathcal{F}} = \left[\inf_{\alpha \in \mathcal{F}} \check{\alpha}(T), \sup_{\alpha \in \mathcal{F}} \check{\alpha}(T) \right].$$

In principle, finding this interval requires optimization over the multidimensional domain \mathcal{F} . However, for max probability, $\check{\alpha}(T)$ is monotonous in each $\alpha(a)$. This implies that the extrema are obtained when one takes extreme values for each $\alpha(a)$, as is summarized in the following proposition:



Given T and an attribution over BASes

$$\alpha = \{CVE1 \mapsto 8, CVE2 \mapsto 3, GVC \mapsto 11, CVP \mapsto 1\},$$

then *min cost* for T is calculated as follows:

$$\begin{aligned} \check{\alpha}(T) &= \widehat{\alpha}(\{CVE1\}) \nabla \widehat{\alpha}(\{CVE2\}) \nabla \widehat{\alpha}(\{GVC, CVP\}) \\ &= \widehat{\alpha}(\{CVE1\}) \nabla \widehat{\alpha}(\{CVE2\}) \nabla \widehat{\alpha}(\{GVC \Delta CVP\}) \\ &= \min(8, 3, 11 + 1) = 3 \end{aligned}$$

Fig. 7. *Min cost* computation on AT for the Initial access tactic of MITRE's Wocao campaign (excerpt from Fig. 6).

PROPOSITION 4.6. *For max probability and total probability, one has $\inf_{\alpha \in \mathcal{F}} \check{\alpha}(T) = \check{\alpha}^-(T)$ and $\sup_{\alpha \in \mathcal{F}} \check{\alpha}(T) = \check{\alpha}^+(T)$.*

Thus, in order to calculate $I_{\mathcal{F}}$, we just need to calculate the metric values for α^- and α^+ . One can do this by interval arithmetic, under which intervals form an attack tree metric itself [23]; this is implemented in Python as *probability bounds analysis* (PBA) or p-box analysis [10].

4.4 Negative log transformation: security index metric

The probability-based metric used in this paper to denote attack likelihood depends on our knowledge of the probabilities of basic attack steps, either as a fixed probability $\alpha(a)$, or an interval I_α . Such values can be hard to come by in security analyses, as often one only has records of successful attack steps, and not of failed attempts. In this paper, we estimate BAS probabilities as shown, i.e. by counting how often that BAS occurs in the MITRE database – recall Sec. 2.2.2 for details. This does not directly correspond to the probability that this BAS occurs, since we only sample from observed campaigns that have been made public, rather than the complete cyber-criminal behaviour of the world as a whole. Nevertheless, these results are still useful in an ordinal sense: a system whose AT has a *higher max probability* value will be generally *less secure* than a system with a lower value.

We highlight that these metrics will in general not represent the probability of an attack succeeding in the real world—see [22, 40] and Sec. 2.2 in this work for some discussions on this. Practically, to stress this fact during quantitative comparisons among ATs, we do not use their max probabilities directly, but instead operate with their *security index* defined as $\check{\beta}(T) \doteq -\log(\check{\alpha}_{\text{mp}}(T)) \in [0, \infty]$. This metric reverses the order to convey a notion of security rather than vulnerability: the higher $\check{\beta}(T)$, the more secure the system represented by T is.

This can also be interpreted as a semiring transformation: If we take $\beta(a) = -\log(\alpha(a))$, then

$$\check{\beta}(T) = \min_{A \in \llbracket T \rrbracket} \sum_{a \in A} \beta(a).$$

In other words, the security index transforms max probability to the LOAD ($[0, \infty]$, min, +, ∞ , 0, \leq), which is also the semiring used for metrics such as *min cost* [23].

5 QUANTIFICATION OF MITRE CAMPAIGNS WITH THE CATM LOGIC

In previous sections we computed and operationalized data-driven likelihood values from MITRE via AT models. We now introduce a method to quantify and compare MITRE campaigns via a formal logic and *complete* MITRE AT templates, i.e., able to represent any possible campaign (to be) recorded in MITRE. The logic from [32], ATM, serves as our baseline: it was designed for full expressiveness over AT metrics, e.g. including first-order quantifiers. Cybersecurity practitioners are however mostly concerned with a single question: *how likely/easy/fast can this attack be?* In the following sections (Sec. 5.1 and Sec. 5.2) we present cATM: a cybersecurity-revised fragment of ATM augmented with uncertainty, designed to meet the needs of IT practitioners and to allow for MITRE campaigns modelling and comparison, with minimal effort from part of the practitioners. This is achieved in complement with our MITRE AT templates (presented in Sec. 6.1).

5.1 Syntax of cATM

We share the objective from [32] of developing a language directly on tree-shaped models with [31, 33]. But while the syntax of ATM in [32] is structured in four layers, here we consider the first two alone, dropping the first-order quantifiers and delegating the computation of quantities (such as probability) to the algorithms for query verification. Also, the first-layer productions of ATM for setting evidence and computing minimal attacks are removed.

The resulting syntax—see eq. (2)—is naturally simpler to deal with by users with no logical-theoretic background, such as IT practitioners, while retaining the metric-querying capabilities of interest, e.g. *how likely is this attack?* Moreover, we extend the second layer with a production to assign an interval attribute to a BAS, capturing the ability to quantify uncertainty[‡].

We call this two-layers logic cATM, and remark its special-purpose design to compute arbitrary metric e.g. via efficient BDD algorithms [23]. What sets cATM apart from a simple metric computation is that (i) user queries can assign attribution values to the BASes, omitting an otherwise unavoidable tree-pruning phase (we show practical applications of this in Sec. 6), and (ii) it allows to compose attacks via Boolean logic operators, e.g. to query the probability of suffering this *or* that attack.

Formally, given LOADs $\mathcal{L} = \{L_1, \dots, L_l\} \ni L_k$ and $m \in V_k$, cATM is formed by the following fragment of the syntax from [32], with the added interval production in layer 2 where $L_e, U_e \in V_k$ can define an interval I_a as in Sec. 4.3, or a single value $L_e = U_e = \alpha(a)$:

$$\begin{aligned} \text{Layer 1: } \phi &::= e \mid \neg\phi \mid \phi \wedge \phi \\ \text{Layer 2: } \psi &::= \neg\psi \mid \psi \wedge \psi \mid \mathbb{M}_k(\phi) \preceq_k m \mid \psi[e \mapsto [L_e, U_e]] \end{aligned} \quad (2)$$

Syntactic sugar. We define the following derived operators for formulae θ from either layer:

$$\begin{aligned} \theta_1 \vee \theta_2 &::= \neg(\neg\theta_1 \wedge \neg\theta_2) & \theta_1 \Leftrightarrow \theta_2 &::= (\theta_1 \Rightarrow \theta_2) \wedge (\theta_2 \Rightarrow \theta_1) \\ \theta_1 \Rightarrow \theta_2 &::= \neg(\theta_1 \wedge \neg\theta_2) & \theta_1 \nRightarrow \theta_2 &::= \neg(\theta_1 \Leftrightarrow \theta_2) \end{aligned}$$

Layer 1 in eq. (2) allows to reason about attacks propagation in an AT. Atomic formula e in ϕ represents a BAS or an IE in an AT, and can be combined with the standard Boolean binary operators. Layer 2 manipulates metrics: production $\mathbb{M}_k(\phi) \preceq_k m$ checks whether a given metric on a ϕ formula is bounded by m ; production $\psi[e \mapsto [L_e, U_e]]$ sets the attribution of a given $e \in \phi$ to an arbitrary value $\alpha(e)$ or interval I_e ; Boolean connectives are also allowed.

Specifically by this last production, users can assign values/intervals to $e \in \text{BAS}$. This works for IEs, too, if (1) e is a *module* [7], i.e. all paths between descendants of e and the rest of the AT pass through e , and (2) none of the descendants of e are present in the formula. Note that, when already assuming that e is a module (cond. 1), condition 2 does not qualify as a further restriction on expressiveness. In fact, assigning values to e (e.g. in an hypothetical what-if scenario) is already discarding values deriving from descendants of e in light of the hypothesis embedded in this assignment. Thus, descendants of e cannot appear in the formula because (i) they are superseded by the assignment when considered as descendants of e , and (ii) they cannot influence any other AT node, since e is a module. In these cases the IE is essentially treated as a BAS.

5.2 Semantics of cATM

The semantics for our logic reflect objects needed to evaluate the two syntactical layers. For layer 1 of cATM, formulae are evaluated on an attack A and on a tree T . Atomic formulae e are satisfied by A and T if the structure function in Def. 3.3 returns 1 with A and e as input. Formally:

$$\begin{aligned} A, T \models e & \quad \text{iff } f_T(e, A) = 1, \\ A, T \models \neg\phi & \quad \text{iff } A, T \not\models \phi, \\ A, T \models \phi \wedge \phi' & \quad \text{iff } A, T \models \phi \text{ and } A, T \models \phi'. \end{aligned}$$

This semantics retains the granular reasoning over ATs allowed by [32]. In particular, we can evaluate whether an attack compromises a particular sub-AT without *reaching* the TLE.

[‡]We do this via unidimensional intervals—extensions e.g. to probability density functions are straightforward.

Semantics for layer 2 require *attributed trees* (see Def. 4.5): we assume that attributions on BASEs are given as intervals selected from a properly chosen value domain of the k -est LOAD, as per Sec. 4.3. However and in contrast to [32], the extension presented by cATM requires defining semantics for the second layer as trivalent. In fact, when comparing $m \in V_k$ to the interval metric of a layer 1 formula $\mathbb{M}_k(\phi)$, one of the following cases will be true: (i) $\mathbb{M}_k(\phi) \preceq_k m$; (ii) $m \preceq_k \mathbb{M}_k(\phi)$; or (iii) m is included in the interval metric $\mathbb{M}_k(\phi)$.

Intuitively, in case (i) the comparison captured by the layer 2 operator is satisfied, hence we return 1. The opposite is true in case (ii) thus we return 0. Finally, in case (iii) our comparison is inconclusive as m is included in the interval, forcing us to return a third “*maybe*” value. Thus, we base our semantics for layer 2 formulæ on Kleene’s strong logic of indeterminacy [24], with a trivial numerical deviation to maintain internal consistency with layer 1 semantics, by which we encode cases (i), (ii), and (iii) resp. with 1, 0, and 0.5 (instead of the standard 1, −1, and 0 of ternary logics).

Formally, let $\text{Val}_{A,T} : X_2 \rightarrow \{1, 0, 0.5\}$ be a function from a layer 2 formula X_2 , an attack A , and an attributed tree T , to any of these three values. We define semantics for layer 2 formulæ as follows:

$$\begin{aligned} \text{Val}_{A,T}(\neg\psi) &= \begin{cases} 1 & \text{iff } \text{Val}_{A,T}(\psi) = 0 \\ 0.5 & \text{iff } \text{Val}_{A,T}(\psi) = 0.5 \\ 0 & \text{iff } \text{Val}_{A,T}(\psi) = 1, \end{cases} \\ \text{Val}_{A,T}(\psi \wedge \psi') &= \min(\text{Val}_{A,T}(\psi), \text{Val}_{A,T}(\psi')), \\ \text{Val}_{A,T}(\mathbb{M}_k(\phi) \preceq_k m) &= \begin{cases} 1 & \text{iff } A, T \models \phi \text{ and } \widehat{\tau}(A) \preceq_k m \\ 0.5 & \text{iff } A, T \models \phi \text{ and } m \in \widehat{\tau}(A) \\ 0 & \text{otherwise,} \end{cases} \\ \text{Val}_{A,T}(\psi[e_i \xrightarrow{k} [L_e, U_e]]) &= \text{Val}_{A,T(a[\alpha_k(a_i) \xrightarrow{k} [L_e, U_e]])}(\psi), \end{aligned}$$

where $\widehat{\tau}(A)$ stands for the metric of a given attack A when its BASEs are attributed with intervals.

Technically, for an attack A and an attributed tree T to satisfy $\mathbb{M}_k(\phi) \preceq_k m$, both A and T must satisfy the inner layer 1 formula, and the interval metric calculated on the attack must respect the given threshold. If A and T satisfy the inner layer 1 formula but m is included in the interval metric, we return 0.5 (i.e. *maybe*). Note that we return 0 whenever $m \preceq_k \mathbb{M}_k(\phi)$ or $A, T \not\models \phi$, i.e. when either m is below the interval metric or A and T do not satisfy the given inner layer 1 formula (or both). Semantics for derived Boolean operators on the second layer—such as implication and disjunction—can be inferred from syntactic rules: they are however equivalent to operators in Kleene’s strong logic of indeterminacy [24]. Most notably, *maybe* \Rightarrow *maybe* results in *maybe*.

6 MITRE ATTACK TREE TEMPLATES

6.1 A template to automatically model any MITRE campaign

Besides frequency counting, MITRE’s cybersecurity intelligence allows for modelling campaigns as attack trees – as seen in Sec. 3. Here we introduce an automatic approach to generate MITRE AT templates that are *complete*, in the sense that they capture any possible attack campaign as an AT. We implement this for three interpretations of the data in MITRE, which mirror the difficulty an attacker would face when carrying out a campaign:

- **Hard:** for each tactic, every single technique recorded by MITRE (for that campaign) must succeed in order for the campaign to succeed—this is modelled by an AT which only uses AND gates, see Fig. 8a.

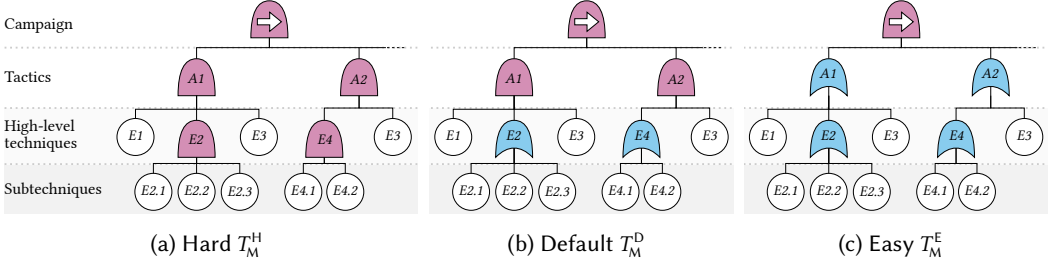


Fig. 8. AT templates for MITRE campaigns, in three difficulty levels from the perspective of a threat actor.

- **Easy:** for each tactic, it suffices to successfully carry out at least one technique (among those recorded by MITRE) for the campaign to succeed—this is modelled by an AT which uses a sequential AND gate (SAND) at top level*, and OR gates everywhere else, see Fig. 8c.
- **Default:** for each tactic, all high-level techniques recorded by MITRE must succeed, but if evidence exists that several subtechniques may have been used to achieve this, the AT template requires at least one of them to succeed—this is modelled by an AT which uses SAND gates at top and tactic levels, and OR gates to refine high-level techniques into their subtechniques, see Fig. 8b.

Automatic approaches are advantageous w.r.t. crafting ad hoc ATs manually in the usual ways, including being less error-prone and time consuming, easier to update, etc. By using SANDs we assume a total order of the 14 tactics registered in the knowledge base. Then, a generic AT template that can represent any MITRE campaign would consist of the following levels:

Campaign: The top-level event—that signifies the success of a campaign—is a SAND gate, whose children are the 14 MITRE tactics;

Tactics: Each tactic A is either an AND or an OR gate, whose children are the high-level techniques that MITRE identifies as possible actions to achieve A ;

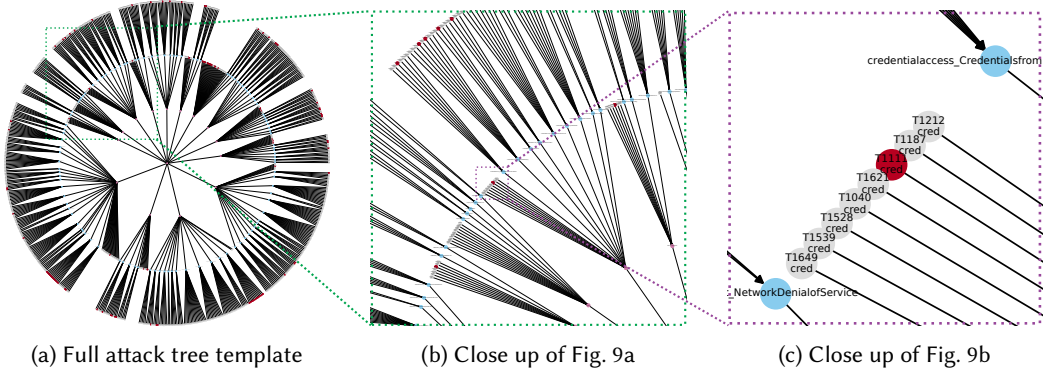
Techniques: Each technique E is either a BAS (if it is a high-level technique without subtechniques), or a gate whose children are the subtechniques that can be used to deploy E .

This yields MITRE AT templates like those in Figs. 8 and 9, that represent any campaign published by MITRE in three possible difficulty levels. Then, to model a campaign C for which specific tactics and (sub)techniques have been recorded, the instantiated AT (e.g. T_M^D) is pruned from tactics and techniques not recorded for C , producing a custom tree T_C^D . Then, the resulting BASes are to be quantified with the relevant attributes—e.g. probabilities as per Sec. 2.2—to enable the computation of specific metrics, such as the security index $\check{\beta}(T_C^D)$ from Sec. 4.4. Alternatively, cATM can be used to query that template without the need for middle steps like AT pruning and BAS decoration—we show this next in Sec. 6.2. The advantage of our approach is its simplicity in comparison to (manually and correctly) pruning and labelling to an AT with 800 nodes, including ca. 700 BASes.

6.2 Quantification of MITRE campaigns via cATM

Our logic allows for computing the security index of a MITRE campaign C using the MITRE AT templates. This value (e.g. $\check{\beta}(T_C^D) \in [0, \infty]$ for the example above) serves to compare the likelihood of observing different campaigns in the wild. More precisely, $\check{\beta}(T_C^D) > \check{\beta}(T_{C'}^D)$ indicates that campaign C is “more secure” than campaign C' , i.e. *less likely* to be exploited by a threat agent due to the techniques required to carry them out. The gist of our approach—that requires no AT manipulations—is to leverage the logic production $\psi[e \xrightarrow{k} [L_e, U_e]]$ to:

*SAND gates behave like AND, but further require that its children fail in left-to-right order.



The center of the AT in Fig. 9a is the root node that symbolises a successful campaign. The 14 MITRE tactics are its direct children; high-level techniques are the following level, and subtechniques are the leaves of the graph. Fig. 9c colours dark red the (sub)techniques recorded in MITRE ATT&CK for Wocao.

Fig. 9. MITRE attack tree (default) template for the Wocao campaign

Input: Attack tree T , node v from T , neutral element 1_g , campaign C , probabilities p

Output: Security index of the campaign $\tilde{\beta}(T_C) \in [0, \infty]$

```

1 if  $v.t = \text{AND} \vee v.t = \text{SAND}$  then
2   return  $\sum_{u \in v.\text{children}} \text{Sec}(T, u, 0, C, p)$  // 0 is neutral of AND/SAND for  $([0, \infty], \min, +)/\log$ 
3 else if  $v.t = \text{OR}$  then
4   return  $\min_{u \in v.\text{children}} \text{Sec}(T, u, \infty, C, p)$  //  $\infty$  is neutral of OR for  $([0, \infty], \min, +)/\log$ 
5 else //  $v.t = \text{BAS}$ 
6   if  $C[v.E, v.A] = \perp$  then // technique  $E$  not used for tactic  $A$  in campaign  $C$ 
7     return  $1_g$  //  $1_g$  is the neutral element of the parent gate
8   else
9     return  $-\log(p[v.E, v.A])$  //  $-\log$  of probability of using technique  $E$  for tactic  $A$ 

```

Algorithm 1: Computation of the security index of a MITRE campaign C .

- (i) *turn off* in T_M the techniques which were not used in campaign C ;
- (ii) *turn on* and quantify those that were;
- (iii) compute the metric value at top-level of the AT.

This approach exploits the layered structure of the AT, where the *turn off* step (i) works by assigning—as value of the corresponding BAS—the neutral element from the LOAD of the parent-gate operator used for computation in step (iii). On the other hand, quantification for step (ii) uses $L_e = U_e = \alpha(e) = -\log(p_e)$, where p_e is the probability of technique E represented by BAS e . We introduce this approach in Algo. 1—which is an adaptation to our setting of the BU_{DAT} algorithm from [23]—and illustrate it with the following example.

Example 6.1. Assume that the default MITRE AT template from Fig. 8b consists only of the A_1 branch, and consider a campaign C where (sub)techniques E_1 , $E_{2.2}$, and $E_{2.3}$ were used for tactic A_1 . To compute the security index of campaign C for the default template, $\tilde{\beta}(T_C^D)$, we need the probability values of those subtechniques, i.e. $p_{E_1|A_1}, p_{E_{2.2}|A_1}, p_{E_{2.3}|A_1} \in (0, 1]$. Algo. 1 keeps this data in a matrix p s.t. $p[E, A] = p_{E|A}$. Similarly, a matrix C represents campaign C s.t. $C[E, A] = \perp$ if technique E was not used for tactic A in that campaign, so in this example we have $C[E_{2.1}, A_1] = C[E_3, A_1] = \perp$. Let R denote the root node of T_M^D , i.e. the SAND gate, and note that a single term summation—i.e.

line 2 in the algorithm—consists of that term alone. Then computations of Algo. 1 for this example are as follows, where techniques absent from C are assigned the neutral element of the parent gate (i.e. 0 for AND/SAND and ∞ for OR, see line 7 in Algo. 1):

$$\begin{aligned}
 \text{Sec}(T_M^D, A_1, 0, C, \mathbf{p}) &= \dots \\
 &= \text{Sec}(T_M^D, E_1, 0, C, \mathbf{p}) + \text{Sec}(T_M^D, E_2, 0, C, \mathbf{p}) + \text{Sec}(T_M^D, E_3, 0, C, \mathbf{p}) \\
 &= -\log(\mathbf{p}[E_1, A_1]) + \text{Sec}(T_M^D, E_2, 0, C, \mathbf{p}) - 0 \\
 &= -\log(p_{E_1|A_1}) + \min(\text{Sec}(T_M^D, E_{2.1}, \infty, C, \mathbf{p}), \text{Sec}(T_M^D, E_{2.2}, \infty, C, \mathbf{p}), \text{Sec}(T_M^D, E_{2.3}, \infty, C, \mathbf{p})) \\
 &= -\log(p_{E_1|A_1}) + \min(\infty, -\log(\mathbf{p}[E_{2.2}, A_1]), -\log(\mathbf{p}[E_{2.3}, A_1])) \\
 &= -\log(p_{E_1|A_1}) + \min(\infty, -\log(p_{E_{2.2}|A_1}), -\log(p_{E_{2.3}|A_1})) \\
 &= -l_{E_1} + \min(-l_{E_{2.2}}, -l_{E_{2.3}}).
 \end{aligned}$$

Note that $l_E = \log(p_{E|A_1}) \in [0, \infty)$ for all $E \in \{E_1, E_{2.2}, E_{2.3}\}$, and thus $\text{Sec}(T_M^D, A_1, 0, C, \mathbf{p}) \in \mathbb{R}_{\geq 0}$. Also, the two techniques not used in C where assigned values based on their parent gates: while E_3 was assigned 0 (the neutral element of +), $E_{2.1}$ was assigned ∞ (the neutral element of min).

Technical considerations of Algo. 1. The same arithmetic operator (summation) is used to aggregate the result of the children of AND and SAND: this represents that all children must succeed, in any order, for the gate to succeed. In the case of SAND, this represents a conservative upper-bound on the security index value, where tactical goals achieved via orders not contemplated in MITRE can still result in a successful campaign. Requiring specific execution orders would entail differentiating the AND and SAND cases in Algo. 1, and adjusting the semiring framework as discussed in Sec. 4, see also [23]. Probabilities are stored as a matrix \mathbf{p} indexable by techniques and tactics s.t. $\mathbf{p}[E, A] = p_{E|A}$ —this is global data attainable from MITRE public resources, e.g. as described in Sec. 2.2.2. Any campaign C is also encoded as a matrix C s.t. $C[E, A] = \perp$ if E was not used for tactic A in campaign C , localising all data about the campaign's techniques in a single object that represents it. Then, any high-level technique E that MITRE refines into subtechniques is represented by a gate, whose type depends on the template chosen (hard, default, or easy). Furthermore, let E be any technique that has no subtechnique, or any subtechnique in MITRE: then E is represented as a BAS v with fields $v.E, v.A$ for its corresponding technique and tactic from MITRE ATT&CK. This keeps data localised, concentrating all structural information of MITRE attack representations in the AT T_M , to facilitate updates e.g. in case that MITRE changes its attack structure by adding new techniques/tactics. Finally, we highlight that neutral elements 0 and ∞ come from the LOAD ($[0, \infty]$, min, +, $\infty, 0, \leq$), which implicitly encodes the negative log transformation required for our security index computation $\tilde{\beta}(\cdot)$ —see Sec. 4.4.

7 COMPARING MITRE CAMPAIGNS

Here we use the theory of the previous sections to compute the security indices of our custom ATs for the Dream Job and Wocao campaigns, as well as their respective modelling via the MITRE AT templates.

7.1 Implementation in software tools

We develop an open-source Python library that offers the attack tree ADT, as well as generic and efficient algorithms for the computation of metrics on AT instances, including a prototypical implementation of the cATM logic that can query the probability of an AT. We make this available in a software reproduction package available at <https://doi.org/10.4121/779a6a17-ed5e-4bfc-9068-6a16e3f7d10d>. The current implementation is based on data taken from MITRE v14, which was available at the time of writing—this can be substituted for a user-selected version of MITRE.

The AttackTree Python library offers the AttackTree class, that can be used e.g. to instantiate the custom MITRE campaign ATs for Dream Job and Wocao as introduced in Secs. 3.2 and 3.3. We also offer another Python tool to automatically instantiate any campaign recorded in MITRE according to the template patterns introduced in Sec. 6. To do this, the user only needs to pass the campaign code—e.g. "C0022" for Dream Job—and the desired difficulty level, which if omitted defaults to "default". Then, computing a metric e.g. via cATM is done by invoking the proper library function. Code 1 shows how to do this for the Wocao campaign, using the default MITRE AT template—specifically line 4 results in the computation introduced in Algo. 1.

```

1  from numpy import log
2  from MITRE_AT_template_creator import MITRE_AT_template
3  AT = MITRE_AT_template("C0014", "default")
4  securityIdx = -log(AT.compute_metric("cATM"))

```

Listing 1. Compute the security index of the MITRE AT (default) template for Wocao

7.2 Comparing MITRE campaigns

The MITRE AT templates from Sec. 6 provide a baseline or ground-truth against which to compare possible custom models of a MITRE ATT&CK campaign.

Recall that the hard template represents the hardest possible interpretation of each campaign. The probability of successful attack of such a model is very low: this represents a very conservative success probability estimate, and corresponds to a high security index. On the other extreme of the spectrum, the easy template results in a comparatively high probability of successful attack, that corresponds to a low security index. In other words, for a given campaign C , a hard template T_C^H obtains a high value $\check{\beta}(T_C^H)$, and an easy template obtains a strictly lower value $\check{\beta}(T_C^E)$, resulting in a feasible *security range* $[\check{\beta}(T_C^E), \check{\beta}(T_C^H)] \neq \emptyset$ for campaign C .

We take this range to be our baseline for two main reasons. First, the structure of the MITRE AT template that underlies them, as well as the probability values with which their leaves are decorated, come directly from MITRE ATT&CK data. This process is automated and transparent in its design assumptions—see Secs. 2.2 and 6. On top of that, the hard template models (via AND gates) a situation where the threat agent needs to carry out every technique recorded in MITRE for that campaign to succeed: this is the strictest possible interpretation of MITRE data, requiring the highest amount of successful techniques. In contrast, the easy template models (via OR gates) a situation where the threat agent needs but one (sub)technique per tactic to succeed: this is the laxest interpretation of MITRE data, requiring the lowest amount of techniques. By the arithmetic operators involved in Algo. 1 this results in the hard template always getting a security index higher than the easy template.

A consequence of the above is that the security index of a default template T_C^D , that employs a mixture of AND and OR gates, always lies in the security range, i.e. $\check{\beta}(T_C^D) \in [\check{\beta}(T_C^E), \check{\beta}(T_C^H)]$.

Note that all MITRE AT templates from Sec. 6 provide an *adherent model of MITRE ATT&CK data*, i.e. every recorded technique appears in the AT, every tactic must succeed, and the probability values of the AT leaves are fixed a priori via computations from MITRE data, e.g. as in Sec. 2.2. In general we conjecture that a custom AT *that models MITRE ATT&CK data* for a campaign C should lie in that range because:

- (1) the highest security index $\check{\beta}(T_C^H)$ requires every (sub)technique recorded for C to succeed, i.e. their probabilities are multiplied, so a higher security index would mean either more techniques (not recorded in MITRE), or different probability values;

Campaign	AT model	Security index
Dream Job	MITRE AT template: easy	26.48
	MITRE AT template: hard	192.10
	MITRE AT template: default	128.96
	Custom AT (Sec. 3.2)	180.29
Wocao	MITRE AT template: easy	24.51
	MITRE AT template: hard	317.45
	MITRE AT template: default	184.02
	Custom AT (Sec. 3.3)	207.61

Table 4. A table comparing security indices for different models of Dream Job and Wocao campaigns.

- (2) analogously, the lowest security index $\check{\beta}(T_C^E)$ only requires the (max possible) probabilities of the tactical goals to be multiplied, so a lower security index would either require deeming C successful when only a subset of the tactical goals have been achieved (as opposed to the evidence in MITRE), or different probability values.

Dream Job: comparison. Results in Table 4 show that the security index of both the default MITRE AT template and the custom Dream Job AT from Sec. 3.2 lie in the security range given by the easy and hard templates, as expected when assessing a custom AT that models MITRE ATT&CK data. Most notably, the value for the custom AT is quite close to that of the hard template, but not exactly the same. Inspecting the custom model, we see that the AT includes every technique listed in MITRE for the campaign, but in particular for the *Credential Access* and *Reconnaissance* tactics a high-level technique was used, respectively T1110 and T1589. This is equivalent to the coarse-grained case of data counting from Sec. 2.2.3, which results in multiplying the probability of the most likely subtechnique. In contrast, the hard template lists every subtechnique of those high-level techniques, e.g. T1110.001 through .004 for *Credential Access*, which results in a model that requires more subtechniques to succeed than the custom AT, yielding the aforementioned values. In summary, we can affirm that the hand-built custom AT is approximately equivalent to the automatically-computed hard template, with the exception of assuming more coarse-grained data in the two aforementioned cases.

Wocao: comparison. As for Dream Job, results in Table 4 show that the security index of the custom Wocao AT model lies in between the two indices of the MITRE AT template easy and hard. Most notably, for the Wocao campaign the default template is the one presenting the closest security index w.r.t. the *ad hoc* AT model from Sec. 3.3. Further inspecting the model, we see that for tactics *Reconnaissance*, *Defence Evasion*, *Privilege Escalation* and *Command and Control*, the strategy described in Sec. 3 to model a custom AT results in choosing high-level techniques for T1589, T1055 and T1001, which again is equivalent to the coarse-grained case highlighted in Sec. 2.2.3. In contrast, the AT templates list every subtechnique of these high-level techniques, e.g. T1055.001 through .015 for both *Defence Evasion* and *Privilege Escalation*. For the case of the hard template, where high-level techniques are refined via AND gates, this results in a model requiring more subtechniques for the attack to succeed, and thus in a lower probability of attack.

Further differences are explained by the modelling choice detailed in Sec. 3.3, which uses a DAG structure to put the entire *Credential Access* sub-tree as a child of *Collection*, instead of having the single subtechnique T1056.001 as direct *Collection* child. This results in an increased probability of attack for the custom AT, since T1056.001 is represented with a single BAS for both tactics. In

contrast, the template AT requires that technique to succeed at least twice: once for *Credential Access*, and once again for *Collection*, and since these are probability values their joint occurrence is always less likely than the occurrence of any one of them.

Finally, the following custom modelling choices explain the remaining discrepancies in the security indices:

- Subtechniques T1078.002 and T1078.003 were excluded from tactic *Initial Access*, keeping instead its parent technique *Valid Accounts*. For max probability, this causes the ad hoc AT to be an upper bound of any template AT, in particular placing the probability of this tactic in the hard template below that of the custom AT.
- The custom choices of adding two BASes for *Credential Access* (*BrF* with probability $p = 0.35$, and *UTy* with $p = 0.85$), and refining T1190 from *Initial Access* ($p = 0.14$ extracted from MITRE), with two specific CVEs from the literature and their EPSS values ($p = 0.97$ and 0.27 , of which the max is taken), also result in a higher probability of attack for the custom AT.

Dream Job vs Wocao. Finally, our framework allows for comparison of security indices between different campaigns. If we consider Dream Job and Wocao custom models, we can see that Wocao's security index is higher than the security index of Dream Job, encoding the greater difficulty – and lesser probability – of successfully carrying out the former campaign w.r.t. the latter. When considering provided MITRE AT templates for both campaigns, we can appreciate that this order is maintained when comparing default and hard templates, i.e. Wocao's index remains consistently higher than Dream Job's. When considering the extreme end of the spectrum – encoded by the easy template – the order is reversed, although differing only by 2 points. We attribute this slight difference to the interpretation of the easy template, that represents the laxest – but often times practically not realistic – possible interpretation of MITRE data. In light of these results, we recognize that the value of the easy template lies primarily in its marking for a lower bound of feasibility of a given campaign C . On the other hand, security indices calculated from the MITRE AT default and hard template – in addition to their comparative values to *ad hoc* campaigns in the *security range* – seem to be feasible and convenient alternatives when performing cross-campaigns comparisons. This allows practitioners to retain all the information encoded in MITRE while performing quantitative comparisons center around likelihood, without the need for the painstaking and time-consuming production of *ad hoc* models.

8 CONCLUSIONS

In this paper we equipped cybersecurity practitioners with the tools to perform data-driven comparisons of cybersecurity attack campaigns. This procedure is grounded in MITRE ATT&CK, the *de facto* standard knowledge base for recording cyberattacks happening in the wild. Via our framework, practitioners can extract likelihood data for campaigns and model them in an automatic fashion, via the use of formal AT templates adjustable by the desired interpretation of MITRE data w.r.t. difficulty of an attack. This framework demonstrated its utility in two core ways: (1) by enabling validation of *ad hoc* AT models for MITRE ATT&CK campaigns, providing a *security range* in which a model representing MITRE data should lie, and (2) by providing an automatic way to construct such models – avoiding the time-consuming and bias-prone process of manual modelling – and providing a computational framework for their comparison, based on formal logic.

Future work. Our work opens several interesting directions for future research. First, one might extend this framework to reason about other quantitative security metrics. E.g. by introducing severity of attacks and adopt a similar data-driven approach grounded in other knowledge bases,

such as the Common Vulnerability Scoring System (CVSS) by NIST[§]. Secondly, one could extend the proposed framework and introduce defence mechanisms, exploiting richer modelling languages – such as attack defence trees [17]. Lastly, support for Pareto optimal solutions [3] w.r.t. different metrics could further propel quantitative decision making, and help in considering trade-offs, e.g. between cost of defences and probability of successful attacks [23].

ACKNOWLEDGMENTS

This work was partially supported by the European Union under NextGenerationEU project D53D23008400006 *Smartitude* funded by MUR under the PRIN 2022 program, the project *SERICS* (PE00000014) under the MUR National Recovery and Resilience Plan funded by the European Union - NextGenerationEU, the MSCA grant 101067199 *ProSVED*, and the ERC Consolidator Grant 864075 *CAESAR*. Views and opinions expressed are however those of the author(s) only and do not necessarily reflect those of the European Union or The European Research Executive Agency. Neither the European Union nor the granting authority can be held responsible for them.

REFERENCES

- [1] Khandakar Ashrafi Akbar, Sadaf Md Halim, Yibo Hu, Anoop Singhal, Latifur Khan, and Bhavani Thuraisingham. 2022. Knowledge Mining in Cybersecurity: From Attack to Defense. 13383 (2022), 110–122. https://doi.org/10.1007/978-3-031-10684-2_7
- [2] Khandakar Ashrafi Akbar, Sadaf Md Halim, Anoop Singhal, Basel Abdeen, Latifur Khan, and Bhavani Thuraisingham. 2023. The Design of an Ontology for ATT&CK and its Application to Cybersecurity. In *CODASPY*. 295–297. <https://doi.org/10.1145/3577923.3585051>
- [3] Zaruhi Aslanyan and Flemming Nielson. 2015. Pareto Efficient Solutions of Attack-Defence Trees. In *POST (LNCS, Vol. 9036)*. Springer Berlin Heidelberg, 95–114. https://doi.org/10.1007/978-3-662-46666-7_6
- [4] Richard E. Barlow and Frank Proschan. 1975. *Statistical theory of reliability and life testing: probability models*. Holt, Rinehart and Winston.
- [5] Rachel Bleiman, Jamie Williams, Aunshul Rege, and Katorah Williams. 2023. Exploring the MITRE ATT&CK Matrix in SE Education. In *Springer Proceedings in Complexity*. 133–149. https://doi.org/10.1007/978-981-19-6414-5_8
- [6] Carlos E. Budde and Mariëlle Stoelinga. 2021. Efficient Algorithms for Quantitative Attack Tree Analysis. In *CSF. IEEE Computer Society*, 501–515. <https://doi.org/10.1109/CSF51468.2021.00041>
- [7] Yves Dutuit and Antoine Rauzy. 1996. A linear-time algorithm to find modules of fault trees. *IEEE Transactions on Reliability* 45, 3 (1996), 422–425.
- [8] Anna Georgiadou, Spiros Mouzakitis, and Dimitris Askounis. 2021. Assessing MITRE ATT&CK Risk Using a Cyber-Security Culture Framework. *Sensors* 21, 9 (2021). <https://doi.org/10.3390/s21093267>
- [9] Jonathan S Golan. 2013. *Semirings and their Applications*. Springer.
- [10] Nicholas Gray, Scott Ferson, Marco De Angelis, Ander Gray, and Francis Baumont de Oliveira. 2022. Probability bounds analysis for Python. *Software Impacts* 12 (2022), 100246.
- [11] Ross Horne, Sjouke Mauw, and Alwen Tiu. 2017. Semantics for specialising attack trees based on linear logic. *Fundamenta Informaticae* 153, 1-2 (2017), 57–86.
- [12] Ravi Jhawar, Karim Lounis, Sjouke Mauw, and Yuniór Ramírez-Cruz. 2018. Semi-automatically Augmenting Attack Trees Using an Annotated Attack Tree Library. In *STM*. Springer, 85–101. https://doi.org/10.1007/978-3-030-01141-3_6
- [13] Pontus Johnson, Robert Lagerström, and Mathias Ekstedt. 2018. A Meta Language for Threat Modeling and Attack Simulations. In *ARES*. ACM. <https://doi.org/10.1145/3230833.3232799>
- [14] Kyounggon Kim, Faisal Abdulaziz Alfouzan, and Huykang Kim. 2021. Cyber-attack scoring model based on the offensive cybersecurity framework. *Applied Sciences* 11, 16 (2021), 7738. <https://doi.org/10.3390/app11167738>
- [15] Alyzia-Maria Konsta, Alberto Lluch Lafuente, Beatrice Spiga, and Nicola Dragoni. 2024. Survey: Automatic generation of attack trees and attack graphs. *Computers & Security* 137 (2024). <https://doi.org/10.1016/j.cose.2023.103602>
- [16] Barbara Kordy, Marc Pouly, and Patrick Schweitzer. 2016. Probabilistic reasoning with graphical security models. *Information sciences* 342 (2016), 111–131.
- [17] Barbara Kordy and Wojciech Widł. 2018. On quantitative analysis of attack–defense trees with repeated labels. In *Principles of Security and Trust: 7th International Conference, POST 2018, Held as Part of the European Joint Conferences on Theory and Practice of Software, ETAPS 2018, Thessaloniki, Greece, April 14–20, 2018, Proceedings 7*. Springer, 325–346.

[§]<https://nvd.nist.gov/vuln-metrics/cvss>

- [18] Ayush Kumar and Vrizlynn L.L. Thing. 2023. Malicious Lateral Movement in 5G Core with Network Slicing and Its Detection. In *ITNAC*. 110–117. <https://doi.org/10.1109/ITNAC59571.2023.10368559>
- [19] Insup Lee and Changhee Choi. 2023. Camp2Vec: Embedding cyber campaign with ATT&CK framework for attack group analysis. *ICT Express* 9, 6 (2023), 1065–1070. <https://doi.org/10.1016/j.icte.2023.05.008>
- [20] Shanhshin Lee, Yung-Shiu Chen, and Shiuhyung Winston Shieh. 2023. CoDex: Cross-Tactic Correlation System for Data Exfiltration Detection. In *DSC*. <https://doi.org/10.1109/DSC61021.2023.10354203>
- [21] Éireann Leverett, Matilda Rhode, and Adam Wedgbury. 2022. Vulnerability Forecasting: Theory and Practice. *Digital Threats* 3, 4 (2022), 42:1–42:27. <https://doi.org/10.1145/3492328>
- [22] Weiru Liu. 2001. *The Dempster-Shafer Theory of Evidence*. Physica-Verlag HD, 119–158. https://doi.org/10.1007/978-3-7908-1811-6_6
- [23] Milan Lopuhaä-Zwakenberg, Carlos E. Budde, and Mariëlle Stoelinga. 2023. Efficient and Generic Algorithms for Quantitative Attack Tree Analysis. *IEEE Transactions on Dependable and Secure Computing* 20, 5 (2023), 4169–4187. <https://doi.org/10.1109/TDSC.2022.3215752>
- [24] Grzegorz Malinowski. 2014. Kleene logic and inference. *Bulletin of the Section of Logic* 43, 1/2 (2014), 43–52.
- [25] Sjouke Mauw and Martijn Oostdijk. 2006. Foundations of Attack Trees. In *ICISC (LNCS, Vol. 3935)*. Springer Berlin Heidelberg, 186–198. https://doi.org/10.1007/11734727_17
- [26] MITRE 2024. *MITRE ATT&CK*. Retrieved 15.03.2024 from <https://attack.mitre.org/>
- [27] Mitre Campaign #14 2022. *Operation Wocao*. Retrieved 26.04.2024 from <https://attack.mitre.org/campaigns/C0014/>
- [28] Mitre Tactics 2024. *MITRE Enterprise Tactics*. Retrieved 15.03.2024 from <https://attack.mitre.org/tactics/enterprise/>
- [29] Mitre Techniques 2024. *MITRE Enterprise Techniques*. Retrieved 15.03.2024 from <https://attack.mitre.org/techniques/enterprise/>
- [30] Nuthan Munaiah, Akond Rahman, Justin Pelletier, Laurie Williams, and Andrew Meneely. 2019. Characterizing Attacker Behavior in a Cybersecurity Penetration Testing Competition. In *ESEM*. <https://doi.org/10.1109/ESEM.2019.8870147>
- [31] Stefano M. Nicoletti, E. Moritz Hahn, and Mariëlle I.A. Stoelinga. 2022. BFL: a Logic to Reason about Fault Trees. In *(DSN)*. 441–452.
- [32] Stefano M. Nicoletti, Milan Lopuhaä-Zwakenberg, Ernst Moritz Hahn, and Mariëlle Stoelinga. 2023. ATM: A Logic for Quantitative Security Properties on Attack Trees. In *SEFM (LNCS, Vol. 14323)*. Springer, 205–225. https://doi.org/10.1007/978-3-031-47115-5_12
- [33] Stefano M Nicoletti, Milan Lopuhaä-Zwakenberg, E Moritz Hahn, and Mariëlle Stoelinga. 2023. PFL: A Probabilistic Logic for Fault Trees. In *FM 2023*. 199–221.
- [34] Stefano M. Nicoletti, Milan Lopuhaä-Zwakenberg, E. Moritz Hahn, and Mariëlle Stoelinga. 2024. ATM: a Logic for Quantitative Security Properties on Attack Trees. *arXiv e-prints* abs/2309.09231 (2024).
- [35] Rajendra Patil, Sivaanandh Muneeswaran, Vinay Sachidananda, and Mohan Gurusamy. 2023. E-Audit: Distinguishing and investigating suspicious events for APTs attack detection. *Journal of Systems Architecture* 144 (2023). <https://doi.org/10.1016/j.sysarc.2023.102988>
- [36] Irdin Pekaric, Markus Frick, Jubril Gbolahan Adigun, Raffaella Groner, Thomas Witte, Alexander Raschke, Michael Felderer, and Matthias Tichy. 2023. Streamlining Attack Tree Generation: A Fragment-Based Approach. *arXiv e-prints* abs/2310.00654 (2023).
- [37] Ana Maria Pirca and Harjinder Singh Lallie. 2023. An empirical evaluation of the effectiveness of attack graphs and MITRE ATT&CK matrices in aiding cyber attack perception amongst decision-makers. *Computers & Security* 130 (2023), 103254. <https://doi.org/10.1016/j.cose.2023.103254>
- [38] P Rajesh, Mansoor Alam, Mansour Tahernezehadi, A Monika, and Gm Chanakya. 2022. Analysis Of Cyber Threat Detection And Emulation Using MITRE Attack Framework. In *2022 International Conference on Intelligent Data Science Technologies and Applications (IDSTA)*. 4–12. <https://doi.org/10.1109/IDSTA55301.2022.9923170>
- [39] Bruce Schneier. 1999. Attack trees. *Dr. Dobbs's journal* 24, 12 (1999), 21–29.
- [40] Kari Sentz and Scott Ferson. 2002. *Combination of evidence in Dempster-Shafer theory*. Technical Report. <https://doi.org/10.2172/800792>
- [41] Youngsup Shin, Kyoungmin Kim, Jemin Justin Lee, and Kyungho Lee. 2022. Focusing on the Weakest Link: A Similarity Analysis on Phishing Campaigns Based on the ATT&CK Matrix. *Security and Communication Networks* 2022 (2022). <https://doi.org/10.1155/2022/1699657>
- [42] Thanasis Tsakoulis, Evangelos Haleplidis, and Apostolos P. Fournaris. 2023. Run-Time Detection of Malicious Behavior Based on Exploit Decomposition Using Deep Learning: A Feasibility Study on SysJoker. In *SAMOS (LNCS, Vol. 14385)*. 311–327. https://doi.org/10.1007/978-3-031-46077-7_21
- [43] M. van Dantzig and E. Schamper. 2019. *Operation Wocao: Shining a light on one of China's hidden hacking groups*. Technical Report. https://www.fox-it.com/media/kadlze5c/201912_report_operation_wocao.pdf
- [44] Daniel W Woods and Rainer Böhme. 2021. SoK: Quantifying cyber risk. In *SP. IEEE*, 211–228. <https://doi.org/10.1109/SP40001.2021.00053>

- [45] Wenjun Xiong, Emeline Legrand, Oscar Åberg, and Robert Lagerström. 2022. Cyber security threat modeling based on the MITRE Enterprise ATT&CK Matrix. *Software and Systems Modeling* 21, 1 (2022), 157–177. <https://doi.org/10.1007/s10270-021-00898-7>
- [46] Emrah Yasasin, Julian Prester, Gerit Wagner, and Guido Schryen. 2020. Forecasting IT security vulnerabilities – An empirical analysis. *Computers & Security* 88 (2020), 24 pages. <https://doi.org/10.1016/j.cose.2019.101610>

A EXPERT-DRIVEN ATTACK TREE FOR THE WOCOA CAMPAIGN

The *ad hoc* model of the Wocao campaign introduced in Sec. 3.3 is based on the publicly available report at [43]. In interpreting the technical information of the report, the following thirteen expert-driven decisions were made:

- (1) We further refined MITRE technique *Exploit Public-Facing Application* (T1190) by searching vulnerability databases and matching two possible CVEs that attackers could have exploited to leverage vulnerabilities in JBoss web servers. These are CVE-2017-12149 and CVE-2017-7504[‡]: probability values are then attributed via the Exploit Prediction Scoring System (EPSS, <https://www.first.org/epss/>).
- (2) The *Execution* tactic includes the *Visual Basic* sub-technique (T1059.005), with a comment that reads “Threat actors used VBScript to conduct reconnaissance on targeted systems”; However, T1059.005 does not appear to be listed under the *Reconnaissance* tactic:
 - T1059.005, which involves the execution of a script, was modelled as a BAS under the *Execution* tactic and not under *Reconnaissance*, thus reflecting MITRE data.
- (3) Tactic *Initial Access* includes the technique *Valid Accounts* (T1078), as well as its sub-techniques *Domain Accounts* (T1078.002) and *Local Accounts* (T1078.003); However, a technical comment states that these credentials “found during intrusion” were used for “lateral movement and privilege escalation”, and the MITRE tactics *Lateral Movement* and *Privilege Escalation* do list the sub-techniques as part of their steps:
 - For tactic *Initial Access* only the parent technique T1078 was kept, because MITRE does not mention which specific sub-technique is needed for initial access, but obtaining (any) valid VPN credential is a known requirement [43].
- (4) An analogous rationale was applied to tactics *Privilege Escalation*, *Defense Evasion*, and *Persistence*, for which MITRE lists *Domain Accounts* (T1078.002) and *Local Accounts* (T1078.003) as sub-techniques, following the comment mentioned in the previous item:
 - Sub-techniques T1078.002 and T1078.003 were modelled as (individual, see next item) BASes under the sub-trees corresponding to these tactics.
- (5) In MITRE some techniques are shared among tactics, e.g. *Scheduled Tasks* (T1053.005) is listed under the *Execution*, *Persistence*, and *Privilege Escalation* tactics; However, while sharing the technique ID is logical from an archiving perspective, its empirical application is typically different for each tactic—see e.g. the case of T1078.002 and T1078.003 above, or compare scheduling a task to execute a recurring command vs. using a task scheduler to gain privileges, or to persist in the system by launching a web shell.
 - These techniques are thus modelled as independent in the AT, e.g. there are three T1053.005 BASes, each under a different tactic and with a unique name.
- (6) The *Keylogging* technique (T1056.001) was used for tactics *Collection* and *Credential Access*; However, as per the technical report, Wocao was a cyber-espionage operation where undetected data collection—including credentials—is the overall attack objective:

[‡]See respectively <https://nvd.nist.gov/vuln/detail/CVE-2017-12149> and <https://nvd.nist.gov/vuln/detail/CVE-2017-7504>.

- Instead of a BAS with T1056.001, the sub-trees of tactics *Defense Evasion* and *Credential Access*—which include T1056.001—were modelled as children of the *Collection* tactic, to reflect in greater detail the multiple types of data collected.
- (7) The same rationale was applied to the tactics *Execute*, *Lateral Movement*, *Privilege Escalation*, and *Persistence*—because, in every one of those tactics, the steps to evade defenses and collect credentials are an integral part of the attacker’s maneuvers:
 - The sub-trees of tactics *Credential Access* and *Defense Evasion* were modelled as children of all the aforementioned tactics.
- (8) Tactics in MITRE are listed in a loose order, e.g. *Discovery*—that includes gathering data on running processes (T1057)—is the ninth tactic, even though it may be needed to discover running processes first, to later perform the required *Execution* (fourth tactic):
 - In terms of the top-level gate, the sub-tree corresponding to the *Discovery* tactic was modelled between tactics *Initial Access* and *Execution*, because in the Wocao campaign it is necessary to perform technique T1057, from the *Discovery* tactic, before being able to perform technique T1055 (*Process injection* from the *Execution* tactic).
- (9) For this campaign, there are no techniques pertaining to the *Impact* tactic listed in MITRE:
 - The *Impact* sub-tree was not modelled, which in any case is not essential to assess the probability of success of this attack.
- (10) Furthermore, we introduce two custom leaves attributed with probabilities from domain experts in the sub-tree for tactic *Credential Access* (dotted border). These represent respectively the probability of successfully bruteforcing passwords – see leaf with the *BrF* acronym – and the probability that a user types his master password – *UTy*. We opted to add these leaves as they model steps that were explicitly referenced in the technical report [43] and showcase an exemplar situation of AT nodes that might require expert-guided likelihood attribution depending on the specific setting at hand.

Finally, considering data granularity (see e.g. Sec. 2.2.3), we adopted the following strategies when faced with mixed data:

- (11) In the *Discovery* tactic we eliminate technique T1016 *System Network Configuration* in favour of the more fine-grained information provided by the sub-technique T1016.001 *Internet Connection Discovery*. Furthermore, we eliminate technique T1518 *Software Discovery* in favour of the more fine-grained information provided by the sub-technique T1518.001 *Security Software Discovery*.
- (12) In the *Command and Control* tactic we eliminate technique T1090 *Proxy* in favour of the more fine-grained information provided by the two sub-techniques T1090.001 *Internal Proxy* and T1090.003 *Multi-hop Proxy*.
- (13) Further incoherence given by the simultaneous presence of T1078 *Valid Accounts* and its sub-techniques was already ruled out by choices presented previously.