

LS-EEND: Long-Form Streaming End-to-End Neural Diarization with Online Attractor Extraction

Di Liang, Xiaofei Li

Abstract—This work proposes a frame-wise online/streaming end-to-end neural diarization (EEND) method, which detects speaker activities in a frame-in-frame-out fashion. The proposed model mainly consists of a causal embedding encoder and an online attractor decoder. Speakers are modelled in the self-attention-based decoder along both the time and speaker dimensions, and frame-wise speaker attractors are automatically generated and updated for new speakers and existing speakers, respectively. Retention mechanism is employed and especially adapted for long-form diarization with a linear temporal complexity. A multi-step progressive training strategy is proposed for gradually learning from easy tasks to hard tasks in terms of the number of speakers and audio length. Finally, the proposed model (referred to as long-form streaming EEND, LS-EEND) is able to perform streaming diarization for a high (up to 8) and flexible number speakers and very long (say one hour) audio recordings. Experiments on various simulated and real-world datasets show that: 1) when not using oracle speech activity information, the proposed model achieves new state-of-the-art online diarization error rate on all datasets, including CALLHOME (12.11%), DIHARD II (27.58%), DIHARD III (19.61%), and AMI (20.76%); 2) Due to the frame-in-frame-out processing fashion and the linear temporal complexity, the proposed model achieves several times lower real-time-factor than comparison online diarization models. Code is available on our github page ¹.

Index Terms—Streaming speaker diarization, end-to-end diarization, long-form diarization, linear complexity

I. INTRODUCTION

SPEAKER diarization is a task of identifying speakers and their active time intervals within an audio recording, aiming to determine “who spoke when” in a multi-speaker scenario [1]. This technique is extensively utilized in real-world applications, including video conferences [2], medical systems [3], and telephone speech analysis [4]. Additionally, it serves as a crucial pre-processing step for many speech processing tasks. Leveraging the estimated utterance boundaries is essential for improving accuracy of automatic speech recognition (ASR) [5] and speech translation [6]. Moreover, jointly modeling speaker diarization and speech separation has been shown to be complementary to each other [7], [8].

Conventional speaker diarization methods are developed based on a cascaded framework [9], consisting of four sequential stages: speech activity detection (SAD), speech segmentation, embedding extraction, and clustering. Although

clustering-based methods can handle a variable number of speakers, they struggle with speech overlap, as each frame is assigned to only one speaker. Additionally, each module in the cascaded system is trained independently, which makes it difficult to optimize the whole diarization system.

End-to-end approaches have been proposed to address these issues [10]–[14]. In [10], [11], the diarization task is formulated as a multi-label classification problem and an end-to-end neural diarization (EEND) model is designed to compute frame-wise activity probabilities for each speaker. Permutation invariant training (PIT) loss is employed to cope with the speaker permutation ambiguity [15]. The fixed output dimension of EEND in [10], [11] limits the number of speakers it can handle. An extended EEND model with a LSTM-based encoder-decoder module is proposed to accommodate a flexible number of attractors, which serve as speaker centroids [12]. The attention mechanism is utilized to replace LSTM to better model the global context of embeddings [16], [17], thereby enhancing diarization performance.

Offline diarization systems are effective for applications like meeting minutes. However, in some online scenarios, such as multi-party human-robot interaction or real-time subtitling of video conferences, the system needs to process audio streams and recognize/respond to the speaking person in real time. To meet these demands, several online/streaming diarization methods have been proposed [18]–[26]. In an online cascaded system, each module needs to operate in real time. Typically, sufficient audio frames are collected within a chunk (e.g., 2 s) for embedding extraction, and a short chunk shift (e.g., 0.5 s) is used to achieve low diarization latency [18]–[21], then the system performs incremental clustering of extracted embeddings. Along the time increases, re-clustering from scratch for each new segment becomes time-consuming. One solution is to cluster with centroids, which tracks global speaker label information [18], [21]. Another approach is to select representative segments for local clustering, which requires addressing the permutation ambiguity problem [19], [20]. For end-to-end models, the offline EEND is adapted for online inference in [25], [26]. A speaker tracing buffer (STB) is introduced to restore previous frames and diarization results. For each new chunk, the new frames are stacked with the buffered frames to perform local diarization. The new diarization results are then permuted according to the buffered diarization results to ensure consistent speaker order. Since all the buffered frames need to be re-fed to the diarization model for each chunk inference, STB-based methods require redundant computations. Additionally, a frame selection strategy needs to be designed carefully to ensure that the buffer is informative enough to

Di Liang is with Zhejiang University and also with Westlake University, Hangzhou, China, e-mail: liangdi@westlake.edu.cn. Xiaofei Li is with the School of Engineering, Westlake University, Hangzhou 310030, China, and also with the Institute of Advanced Technology, Westlake Institute for Advanced Study, Hangzhou 310024, China. Corresponding author: Xiaofei Li, e-mail: lixiaofei@westlake.edu.cn.

¹<https://github.com/Audio-WestlakeU/FS-EEND>

solve the speaker permutation ambiguity.

Different from the block- or chunk-wise methods, in this work, we propose a novel frame-wise streaming end-to-end neural diarization model, which processes audio streams in a frame-in-frame-out manner. The proposed model mainly consists of a causal embedding encoder and a non-autoregressive online attractor decoder. At each frame, the encoder extracts speaker embedding, and the decoder updates the attractor of each speaker, then diarization results are obtained by taking the inner product between speaker embedding and attractors. The non-autoregressive decoder processes a two-dimensional sequence including the time dimension and speaker dimension, where each speaker inhabits one step of speaker sequence. The length of attractor/speaker sequence is set to a constant value, and the model can process flexible number of speakers that is not larger than this maximum value. In this work, we set the sequence length to a large value, i.e. 8, which is sufficiently high for lots of real applications.

For embedding extracting and attractor updating, the encoder and decoder retrieve useful historical information through a self-attention mechanism, respectively. For long-form diarization (e.g. for one hour of audio recordings), the quadratic temporal complexity of self-attention brings significant computational challenge, thence we adapt the Retention mechanism [27] into our model to achieve a linear temporal complexity and a constant computation cost as the time increases. Retention removes the softmax function when computing the self-attention values, so that the computation can be formulated in a recursive way and has a linear temporal complexity.

In addition, a look-ahead mechanism is implemented to leverage some future frames for making more confident decisions. Especially when a new speaker appears or a new utterance starts, there is no sufficient information for making reliable decisions, leveraging future information would be helpful. An embedding similarity loss is introduced to facilitate the training of encoder.

Overall, the proposed model is designed to perform streaming end-to-end diarization for flexible number of speakers and varying audio lengths. However, directly training the model with a high number of speakers and long audio recordings is difficult. To resolve this problem, we propose a multi-step training strategy which progresses from easy to difficult tasks in terms of both the number of speakers and audio length. This strategy is effective for gradually learning more difficult tasks without sacrificing the performance of easy tasks. The proposed model is referred to as LS-EEND for its core characteristic of Long-form Streaming EEND. Experiments are conducted with multiple simulated and real-world datasets, on which the proposed model consistently outperforms other state-of-the-art (SOTA) online diarization methods, with several times lower computational cost.

This paper is an extension of our previous conference paper, i.e. FS-EEND [28]. The new contributions of this extension are as follows:

- 1) We adapt Retention to replace the masked self-attention used in [28]. This way, the model has a linear temporal

complexity, and thus can be used for long-form diarization.

- 2) We enhance the Transformer encoder used in [28] with Conformer encoder, and validate its superiority on multiple diarization datasets.
- 3) We propose a new multi-step progressive training strategy to enable the model to process a high number of speakers and very long audio recordings.
- 4) We conduct through experiments on multiple simulated and real-world datasets, and compare with more SOTA online diarization methods, to fully evaluate the proposed model under diverse conditions.

The organization of this paper is as follows. Section II reviews and compares with related works. Section III describes the proposed LS-EEND system in detail. Section IV and V presents the experimental setup and results, respectively. Section VI concludes the paper.

II. RELATED WORKS

Speaker diarization is essentially a speaker-oriented frame clustering problem. Cascaded diarization system [29] separately performs frame/segment-wise speaker embedding extraction and speaker embedding clustering, then speaker diarization is completed based on the cluster assignment of speaker embeddings. Pre-trained speaker embedding networks [30], [31] are normally used, which provide unchanging speaker embeddings, namely one speaker is always represented with the same embedding when he/she presents in different contexts. Clustering can be performed with traditional methods, such as hierarchical clustering [32] and spectral clustering [33]. For online diarization, one core difficulty is to make the clustering step online through online/incremental clustering algorithms [18]–[21], where clustering centroids or representative frames should be well organized and memorized to keep the speaker consistency over a long time period. A recurrent neural network (RNN)-based online clustering method is proposed in UIS-RNN [9], where each speaker is modeled by an instance of RNN, and RNN instances can be generated for flexible number of speakers.

EEND methods integrates speaker embedding extraction and clustering into a single network [10], [11]. To handle flexible number of speakers, Horiguchi et al. [12], [13] propose the EEND-EDA system, where a flexible number of attractors are generated by an encoder-decoder-based attractor extractor. Different from the pre-trained unchanging speaker embeddings [30], [31], EEND methods generate changing/local speaker embeddings, namely one speaker is represented with different embeddings when he/she presents in different contexts. Although the extractor can output attractor for unlimited number of speakers, the performance will largely drop when test speakers are more than training speakers. To really handle unlimited number of speakers, [26], [34] proposes to further transform the local attractors obtained within signal blocks to global attractors, then the global attractors can be clustered with an unsupervised clustering method. Note that the number of speakers within one short block is limited, while the number of global speakers can be unlimited.

Based on the offline EEND methods, several block-wise online EEND methods have been proposed [24]–[26], which need to solve the speaker permutation ambiguity between blocks. The BW-EEND-EDA method [24] transfers the hidden state of attractor extractor across blocks to solve the speaker permutation ambiguity. Speaker tracing buffer (STB) is proposed in [25] to store previous feature frames and diarization results, which is then used together with a new feature block for diarization inference, and the speaker permutation ambiguity can be resolved by aligning the diarization results of buffering frames. In [26], STB is further improved by applying block-wise buffer updating.

At a high level, the proposed LS-EEND model follows the principle of EEND-EDA, namely using an attractor extractor for handling flexible number speakers, and training the speaker embedding encoder and the attractor extractor together. However, the proposed method is prominently different from the block-wise online EEND methods [24]–[26] developed based on EEND-EDA, as the proposed method leverages one single model to frame-wisely update speaker attractors and maintain speaker consistency along the entire audio stream. Actually, the proposed attractor decoder shares a similar spirit with UIS-RNN [9] in the sense that both models accommodate each speaker in a network, and the historical information of the speaker are stored in and can be retrieved from the network’s hidden states, which is crucial for accurately maintaining speaker consistency over long periods of time. However, the implementation of the two models are totally different.

III. THE PROPOSED FRAME-WISE STREAMING END-TO-END NEURAL DIARIZATION SYSTEM

This section provides a detailed description of the proposed LS-EEND system. Firstly, we briefly introduce the speaker order of appearance to accommodate streaming applications. Next, we present the proposed end-to-end causal diarization model. Finally, we outline the training strategy and inference process.

A. Label Permutation based on Speaker Appearance Order

In offline scenarios, frame-level speaker embeddings are clustered to determine speaker activity timestamps, where the order of speakers is arbitrary. The diarization model can be trained using the PIT loss [15], similar to techniques employed in the source separation field [35]. However, in streaming scenarios, speakers appear sequentially. The speakers order should thus align with their appearance order.

Fig. 1 illustrates an example of diarization label permutation according to speaker appearance order. The label value 1 indicates active speech, while 0 inactive speech. An additional speaker is introduced for non-speech frames, acting as a speech activity detector. During training, the non-speech speaker is denoted as spk_0 , and the actual speakers are sequentially labeled from spk_1 to spk_s following their appearance order. To determine the number of speakers, we append a speaker termination marker (zero label) above the active speaker labels, serving as a speaker counter. This adjustment increases the number of speaker tracks from the number of active speakers S to $S + 2$.

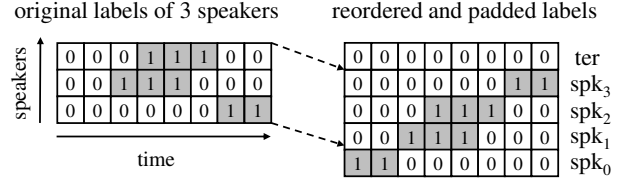


Fig. 1: An example of label permutation according to the speaker appearance order. spk_0 represents an extra non-speech speaker. ‘ter’ stands for the termination of active speakers.

B. Model Architecture

The architecture of the proposed causal neural diarization model is shown in Fig. 2, which mainly consists of a speaker embedding encoder and an attractor decoder. The input Log-Mel feature sequence is denoted as $\mathbf{X} = (\mathbf{x}_1, \dots, \mathbf{x}_t, \dots, \mathbf{x}_T)$ with $\mathbf{x}_t \in \mathbb{R}^F$, where T, F stands for the number of frames and the feature dimension, respectively. The input vectors are normalized with the cumulative mean vector as $\mathbf{x}_t - \boldsymbol{\mu}_t$, where $\boldsymbol{\mu}_t = \frac{t-1}{t}\boldsymbol{\mu}_{t-1} + \frac{1}{t}\mathbf{x}_t$.

1) *Causal Embedding Encoder*: The causal embedding encoder takes as input the feature sequence \mathbf{X} and extracts frame-wise speaker embeddings $\mathbf{E} = (e_1, \dots, e_t, \dots, e_T)$, with $e_t \in \mathbb{R}^D$ where D denotes embedding dimension. As shown in Fig. 2(b), the proposed encoder block employs the architecture of Conformer [36], which has been validated effectiveness for multiple speech processing tasks [37], [38]. The multi-head Retention module is followed by a convolution module then a feed-forward module. Retention and convolution are expected to capture global and local dependencies, respectively. It should be noted that the convolution module in our implementation of Conformer is modified to be causal. N encoder blocks are cascaded.

In most of speaker embedding networks, including our previous work [28], self-attention-based encoders are normally adopted for learning long-term dependency. However, as for streaming diarization, the proposed system needs to continuously process significantly long audio streams (e.g. a meeting of hours), which poses a huge computational challenge due to the quadratic temporal complexity of self-attention. To address this problem, we adapt the Retention mechanism [27] in the embedding encoder to substitute the masked self-attention mechanism [28]. As a successor to the self-attention mechanism, Retention removes the softmax function on the attention values, so that the computation of attention can be formulated in a recursive way and has a linear complexity w.r.t time steps. Similar to self-attention, for a given input sequence $X \in \mathbb{R}^{T \times D}$, Retention also computes the key, query and value vectors, denoted as K, Q, V , with trainable matrices W_K, W_Q, W_V , then aggregates the value vectors. However, the specific computations are somehow different. Specifically, Retention can be formulated in a parallel way as:

$$\begin{aligned} \text{Retention}(X) &= (QK^\top \odot \Gamma)V \\ Q &= (XW_Q) \odot \Theta, K = (XW_K) \odot \bar{\Theta}, V = XW_V, \end{aligned} \quad (1)$$

where \top and \odot denote matrix/vector transpose and element-wise product, respectively. $\Theta = e^{it\theta}$, $\bar{\Theta} = e^{-it\theta}$ and the

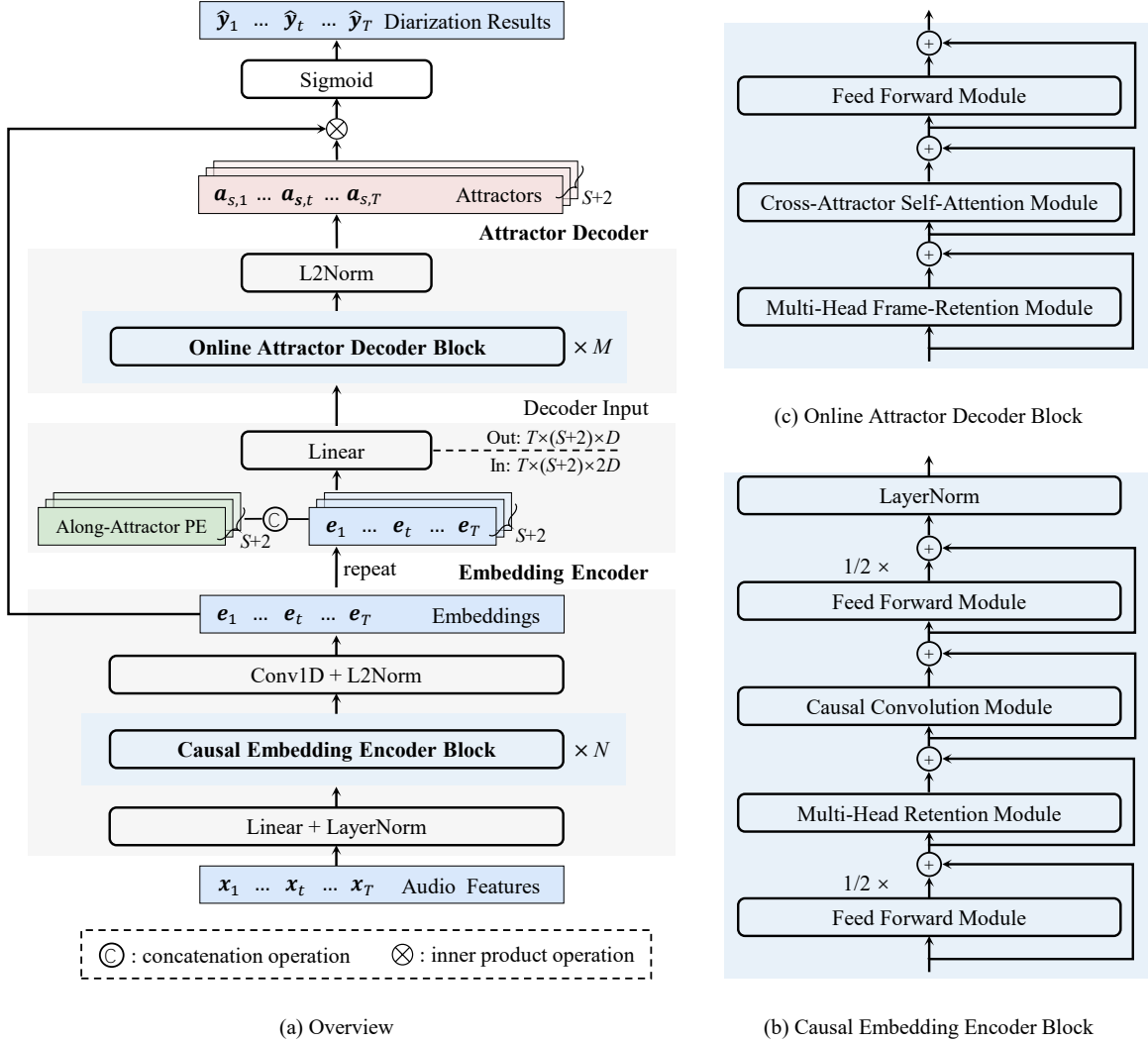


Fig. 2: Network architecture of the proposed LS-EEND model. ‘S+2’ is the number of speakers corresponding to the augmented speaker label in Fig. 1.

exponential decaying term $\Gamma_{t_1 t_2} = \gamma^{t_1 - t_2}$ (for $t_2 \leq t_1$; 0 otherwise) together provides the so-called xPos [39] as a relative position embedding, where $\theta \in \mathbb{R}^D$ and $\gamma \in \mathbb{R}$ are constant real numbers. It can be seen that, different from the self-attention mechanism, the softmax function is not applied to the values of $QK^\top \odot \Gamma$, instead, a new normalization strategy is proposed to stabilize the numerical scale in [27]. By doing this, Retention can be re-formulated in a recurrent way as:

$$\begin{aligned} \text{Retention}(X_t) &= Q_t S_t, \\ S_t &= \gamma S_{t-1} + K_t^\top V_t, \end{aligned} \quad (2)$$

where the state matrix S_t is recursively updated along time. The parallel representation Eq. (1) is suitable for efficient training, while the recurrent representation Eq. (2) has a linear temporal complexity and can be used for inference. In between, [27] also provides a chunkwise recurrent representation, performing parallel computation within chunk and state recurrence across chunks, which facilitates the training with

long sequences. Retention also uses multiple heads, and multi-scale retention assigns different γ for each head as

$$\gamma = 1 - 2^{-5 - \text{arange}(0, h)} \in \mathbb{R}^h \quad (3)$$

where h denotes the number of Retention heads. γ controls the forgetting rate of past information.

Speaker diarization learns voiceprint of speakers, which are time-invariant in a very long time period, e.g. in the entire audio stream to be processed. In the proposed model, to keep the consistency of speaker embedding along the entire audio stream, we set $\gamma = 1$ to not have information decay. In addition, the relative positional embedding terms, i.e. Θ and $\bar{\Theta}$ in Eq. (1), are removed as positional embedding has no significant impact on the model’s performance, similar to the findings in the previous neural diarization methods [13], [17].

2) *Convolutional Look-ahead*: For most online/streaming applications, a short response latency is acceptable. Leveraging some future frames can significantly improve the quality of speaker embeddings. Especially, the birth of a new speaker is subtle and difficult to detect, when the speaker appears in

only a few frames. Therefore, we implement a look-ahead mechanism to utilize a few future frames and make more confident decisions, by adopting 1-dimensional convolution along the time dimension. The latency, defined as the number of utilized future frames, is determined by the convolution kernel and padding size.

Finally, the embeddings are normalized by L2-norm, which is widely used in representation learning [40], to enhance the stability of embeddings.

3) *Online Attractor Decoder*: In contrast to the block-wise online diarization methods [24], [26], which generate block-wise attractors to perform diarization for the entire block, we design an online attractor decoder to extract attractors frame by frame. This approach eliminates the need for buffer design, allowing the network to automatically select and utilize previous information, such as previous representative acoustic features and attractors of appeared speakers. The decoder takes as input the embeddings, and is designed to immediately detect new speakers when they appear, and to update the attractors of existing speakers as more speaker embeddings are collected over time. Unlike sequence generation tasks such as speech recognition or machine translation, the multiple attractors in diarization task do not follow a certain ordered semantic dependency, making parallel processing more effective. Therefore, we propose a non-autoregressive attractor decoder to simultaneously generate multiple attractors. The architecture of the proposed attractor decoder is depicted in Fig. 2(a) and (c), including decoder input, decoder block, and decoder output. The decoder data has two sequence dimensions: the time-frame dimension T and the attractor dimension $S + 2$.

Decoder Input. At each frame, the speaker embedding is fed into the decoder to generate/update the corresponding attractors. All the $S + 2$ attractors share the same repeated embedding as their input source, and the decoder determines whether the embedding is used for attractor updating. To distinguish the input to multiple attractors from each other, we first repeat the speaker embedding $S + 2$ times and repeat a positional embedding (PE) [41] along the speaker/attractor index for T times, and then concatenate speaker embedding with PE in the feature dimension. A linear layer is then applied to restore the feature dimension D .

Decoder Architecture. To derive the attractor $\mathbf{a}_{s,t}$ of the s -th speaker at frame t , besides the speaker embedding extracted at frame t , two more information sources need to be considered: i) the attractors of previous frames for the same speaker, i.e., $\mathbf{a}_{s,t'}, t' < t$, which helps maintain the attractor's consistency of a specific speaker over time. To refer to previous frames, an along-frame Retention module is designed. For the same reason as stated above, in Retention, γ is set to 1 and the positional embedding terms are removed. ii) the attractor of other speakers at frame t , i.e., $\mathbf{a}_{s',t}, s' \neq s$. By leveraging information from other attractors, the distance between attractors can be enlarged to better distinguish different speakers. To this end, we develop a cross-attractor self-attention module, following the standard self-attention mechanism [41]. After, a feed-forward module is employed. Each of the three modules incorporates a residual connection and layer normalization. M decoder blocks are cascaded.

Decoder Output. The decoder output vectors are then L2-norm normalized to have unit length, serving as the final attractors $\mathbf{A}_t = (\mathbf{a}_{0,t}, \mathbf{a}_{1,t}, \dots, \mathbf{a}_{S,t}, \mathbf{a}_{\text{ter},t})$. Speaker activities are calculated by taking the inner product between the frame-wise attractors and the speaker embedding \mathbf{e}_t as

$$\hat{\mathbf{y}}_t = \sigma(\mathbf{A}_t^\top \mathbf{e}_t) \in (0, 1)^{S+2} \quad (4)$$

where $\sigma(\cdot)$ denotes the element-wise sigmoid function. Here, $\hat{\mathbf{y}}_t = (\hat{y}_{0,t}, \hat{y}_{1,t}, \dots, \hat{y}_{S,t}, \hat{y}_{\text{ter},t})$ denotes the posterior probabilities of non-speech, S active speakers, and termination of active speakers.

C. Training Loss

The diarization loss is defined as the binary cross entropy (BCE) between the estimated posterior speech activities $\hat{\mathbf{Y}}$ and the ground truth \mathbf{Y} (as shown in the right table of Fig.1)

$$\mathcal{L}_d = \frac{1}{T(S+2)} \sum_{t=1}^T \sum_{s \in \mathbb{S}} [-y_{s,t} \log \hat{y}_{s,t} - (1-y_{s,t}) \log(1-\hat{y}_{s,t})], \quad (5)$$

where $\mathbb{S} = \{0, 1, \dots, S, \text{ter}\}$.

Embedding similarity loss. The clustering effect of the frame-wise speaker embeddings has a salient impact on diarization performance. To regulate the distribution of these embeddings, we introduce an embedding similarity loss. The cosine similarity between each pair of embeddings ($\langle \mathbf{e}_j, \mathbf{e}_k \rangle, j, k \in \{1, \dots, T\}$) is constrained to be consistent with the cosine similarity between their corresponding diarization labels ($\langle \mathbf{y}_j, \mathbf{y}_k \rangle, j, k \in \{1, \dots, T\}$). The mean square error between the two cosine similarities is minimized as

$$\mathcal{L}_e = \frac{1}{T(T-1)/2} \sum_{j=1}^T \sum_{k=j+1}^T \text{MSE}(\langle \mathbf{e}_j, \mathbf{e}_k \rangle, \langle \mathbf{y}_j, \mathbf{y}_k \rangle), \quad (6)$$

where $\langle \cdot, \cdot \rangle$ denotes cosine similarity. It should be noted that the embedding similarity loss is suitable for various situations, including two frames from the same, different, and overlapped speakers. The higher the overlap between two frames, the smaller the angle between their corresponding embedding vectors should be.

The total training loss is defined as the sum of diarization loss and embedding similarity loss

$$\mathcal{L} = \mathcal{L}_d + \mathcal{L}_e. \quad (7)$$

D. Training Strategy

The challenges of streaming diarization lie in two aspects: 1) processing long audio streams, where maintaining the consistency of speaker identities in long recordings is particularly difficult; 2) handling a high and flexible number of speakers, where increased speakers leads to higher task complexity. In real-world scenarios, more speakers often correlate with longer speech, further complicating the processing. STB-based online diarization methods [25], [26] perform block-wise (100 s) processing, which avoids the challenges associated with variable-length inference but needs to resolve the speaker permutation ambiguity between chunks.

In this work, we aim to leverage one single end-to-end model performing streaming diarization frame by frame, which can directly handle a high and flexible number of speakers and varying audio lengths, without requiring additional design or extensions during inference. It is crucial to develop an effective training strategy that allows the model better learning such challenging tasks. A trivial approach would be to train directly with a large number of speakers (up to 8 speakers in this work) and long audio recordings (at the hour-level in this work). However, this faces two difficulties: 1) directly learning such a complex task, the model may converge to a sub-optimal point, which will be verified in Section V-B3; 2) the training cost can be excessively high. Although the proposed model has a linear complexity w.r.t time steps, processing very long audio recordings is still very time-consuming. To address these challenges, we propose a multi-step training strategy that progresses from easy to difficult tasks in terms of both the number of speakers and audio length. Specifically, first we progressively train the model with linearly increased number of speakers. At this stage, the audio length is kept constant and relatively short (say 100 s), and a large amount of simulated training data are used to fully establish the model’s foundational capability for handling a high number speakers. Then, using a relatively small amount of real-world data, we progressively fine-tune the model with doubly increased audio length to enhance the model’s ability for processing long recordings. This strategy gradually learns more difficult tasks and hopefully without sacrificing the performance of easy tasks. Detailed settings for this strategy will be provided in Section IV-C.

E. Inference

At inference, the proposed model processes audio streams frame by frame, with the recurrent paradigm of Retention and a linear computational complexity w.r.t frames. The maximum number of speakers S is set to the maximum number appeared in the training set. When the actual number of speakers is smaller than the preset S , it can be detected by the speaker termination marker.

IV. EXPERIMENTAL SETUP

A. Datasets

1) *Simulated Mixtures*: We follow the recipe presented in [26] to simulate speech mixtures using Switchboard-2 (Phase I & II & III), Switchboard Cellular (Part 1 & 2), and 2004-2008 NIST Speaker Recognition Evaluation (SRE) corpora. Background Noise from MUSAN corpus [42] and Simulated Room Impulse Response [43] are applied to the synthesized mixtures. The sampling rate is 8 kHz. The detailed statistical information of the simulated dataset are provided in Table I. For each of the 1~8 speakers cases, 100,000 mixtures are generated for training. The overlap ratios between speakers are set quite high, i.e. about 29% to 35%. Audio duration is accordingly increased when more speakers are involved. Besides, for each of the 1~8 speakers cases, another 500 mixtures are generated for test.

TABLE I: **Simulated Mixtures for Training.** Ovl and Avg_dur stand for overlap ratio and average duration, respectively. β controls the intervals of multiple utterances of the same speaker. The larger β , the larger the intervals.

	#Spk	#Mixtures	β	Ovl (%)	Avg_dur (mins)
Sim1spk	1	100,000	2	0.0	1.29
Sim2spk	2	100,000	2	34.7	1.49
Sim3spk	3	100,000	5	34.7	2.53
Sim4spk	4	100,000	9	32.0	3.99
Sim5spk	5	100,000	13	30.8	5.52
Sim6spk	6	100,000	17	30.0	7.09
Sim7spk	7	100,000	21	29.6	8.73
Sim8spk	8	100,000	25	29.3	10.38

TABLE II: **Real-world Recordings.** Utterance (Utt) duration is presented in the format of minimum/average/maximum duration. Ovl stands for overlap ratio.

Dataset	Split	#Spk	#Utt	Ovl (%)	Duration (mins)
CALLHOME [44]	Part 1	2–7	249	17.0	0.86/2.10/10.11
	Part 2	2–6	250	16.7	0.77/2.05/10.01
DIHARD II [45]	Dev	1–10	192	9.8	0.45/7.44/11.62
	Test	1–9	194	8.9	0.63/6.96/13.50
DIHARD III [46]	Dev	1–10	254	10.7	0.45/8.07/11.62
	Test	1–9	259	9.4	0.63/7.65/13.50
AMI headset mix [47]	Train	3–5	136	13.4	7.97/35.59/90.25
	Dev	4	18	14.1	15.73/32.22/49.50
	Test	3–4	16	14.6	13.98/33.98/49.53

2) *Real-world Recordings*: We also evaluate the performance of the proposed method on various real-world datasets, including CALLHOME [44]², DIHARD II [45]³, DIHARD III [46]⁴, and AMI head set mix recordings [47]⁵. The detailed statistical information of these datasets are shown in Table II. The CALLHOME data is split into Part 1 and Part 2 according to the Kaldi recipe⁶, which are used for model adaptation and evaluation, respectively. For the DIHARD II and DIHARD III datasets, model adaptation and evaluation are conducted on the Dev set and Test set, respectively. The AMI headset mix recordings are divided into three subsets: Train, Dev, and Test. We perform model adaptation using the Train set and evaluation on the Dev and Test sets.

CALLHOME consists of telephone conversations sampled at 8 kHz. DIHARD II and DIHARD III include recordings sampled at 16 kHz from diverse domains. AMI comprises meeting recordings sampled at 16 kHz. In our experiments, the recordings in DIHARD II, DIHARD III and AMI are down-sampled to 8 kHz to align with the sampling rate of the simulated dataset.

²<https://catalog ldc.upenn.edu/LDC2001S97>

³<https://catalog ldc.upenn.edu/LDC2021S10> (and [LDC2021S11](https://catalog ldc.upenn.edu/LDC2021S11), [LDC2022S06](https://catalog ldc.upenn.edu/LDC2022S06), [LDC2022S07](https://catalog ldc.upenn.edu/LDC2022S07))

⁴<https://catalog ldc.upenn.edu/LDC2022S12> (and [LDC2022S14](https://catalog ldc.upenn.edu/LDC2022S14))

⁵<https://groups.inf.ed.ac.uk/ami/corpus>

⁶https://github.com/kaldi-asr/kaldi/tree/master/egs/callhome_diarization/v2

B. Model Configuration

Following the feature extraction method presented in [12], [26], the input audio features are set to 23-dimensional Log-Mels for every 10 ms, which are then concatenated with left and right 7 frames, and downsampled by a factor of 10, resulting in a 345-dimensional feature for every 0.1 s. The number of stacked blocks in encoder and decoder are set to $N=4$ and $M=2$, respectively. For both the encoder and decoder, the number of attention heads and hidden units are set to 4 and 256, respectively. The feed-forward dimension is set to 1024 in the encoder and 2048 in the decoder. The convolution kernel size in the Conformer module is set to 16, with a zero-padding of 15 to ensure causality. In the look-ahead module, the kernel size and padding are set to 19 and 9, respectively. Consequently, each frame attends to its previous and future 9 frames, resulting in a latency of 1 s. As already mentioned, the decay factor γ in Retention is set to 1.

C. Training Setup

The training process is divided into two stages: short-utterance pre-training and long-utterance adaptation. Pre-training is progressively conducted with linearly increased number of speakers, using the very large simulated dataset, and the length of training utterances is set to 100 s. Specifically, the model is trained in multiple steps with the subsets of Sim2spk, Sim{1-4}spk, Sim{1-6}spk and Sim{1-8}spk for 100, 50, 50 and 25 epochs, respectively. Training utterances are randomly extracted from the original utterances in an on-the-fly manner. For each step, the Noam optimizer [41] with 100,000 warm-up steps is utilized.

The pre-trained model cannot directly generalize to longer audio streams and real-world data. At the adaption stage, the pre-trained models are fine-tuned and adapted to specific applications/datasets. The fine-tuning process is also progressively conducted, but now with doubly increased audio lengths, using respective adaption data of each dataset. For real-world datasets, adaption is completed simultaneously for longer audio streams and real-world data. Audio length is increased from 200 s until it approximates the average utterance duration of each dataset. Specifically, audio length is progressively set to 200 s and 400 s for the simulated dataset, to 200 s for CALLHOME, to 200 s and 400 s for DIHARD II and DIHARD III, to 200 s, 400 s, 800 s, and 1600 s for AMI. The adaption utterances are also randomly extracted from the original utterances in an on-the-fly manner. When training with long sequence, the chunk-wise recurrent paradigm described in Section III-B is used for the Retention modules, with a recurrent chunk length of 50 s. The Adam optimizer [48] with a learning rate of 1×10^{-5} is used. In our experiments, we find that the model fine-tuned using the BCE loss (according to the speaker appearance order) does not converge well when adapted to real-world recordings. Therefore, we utilize the PIT loss [15] for real-world datasets.

D. Evaluation Setup

Diarization error rate (DER) is adopted as the evaluation metric. The decision of diarization results is made using a

threshold of 0.5. For the simulated data and CALLHOME, a collar tolerance of 0.25 s is used. For DIHARD II, DIHARD III and AMI, no collar tolerance is used. Note that our system automatically outputs SAD information, which however may not be perfect. To ensure a fair comparison with diarization methods [9], [19], [20], [23] that utilize the oracle SAD, we apply the SAD post-processing method presented in [13] to the diarization results of the proposed model.

V. EXPERIMENTAL RESULTS

A. Results on Simulated Data

Table III shows the diarization performance on the simulated dataset. We compare with the series of EEND methods [12], [13], [17], [24]–[26], [34] on the same test set. For the proposed method, the final model (with long-utterance adaption) and the models at three pre-training steps, i.e. Sim{1-4}spk, Sim{1-6}spk and Sim{1-8}spk, are all evaluated. Note that, all the comparison methods are trained with Sim{1-4}spk. It can be seen that the proposed model trained with Sim{1-4}spk achieves comparable performance with the advanced EEND-GLA-Large model for 1~4 speakers, which demonstrates the effectiveness of the proposed attractor decoder for learning consistent speaker attractors over a long time period in a streaming way.

As a common phenomenon presented in [13], [26], [34], the model trained with Sim{1-4}spk has a large performance degradation for the unseen case of 5 speakers. By increasing the number of training speakers to 6 and further to 8, the proposed model can handle more and more speakers, and achieves much lower DERs than comparison methods for 5~6 speakers. Moreover, along with the increase of training speakers, the proposed model performs even noticeably better for smaller numbers of speakers. Specifically, the Sim{1-6}spk model performs better for 1~4 speakers compared to the Sim{1-4}spk model, while the Sim{1-8}spk model performs better for 1~6 speakers compared to the Sim{1-6}spk model. This demonstrates that the proposed self-attention-based attractor decoder is able to progressively accommodate a higher number of speakers/attractors, and learning for more speakers is even helpful for improving the distinction of attractors for smaller numbers of speakers. This property, namely the number of training speakers can be effectively increased without sacrificing the performance of smaller numbers of speakers, is important, as it provides a simple yet effective way for the proposed model to handle a high (although not unlimited) number of speakers. Finally, the pre-trained Sim{1-8}spk is further improved after the adaption using long utterance, especially for 7~8 speakers that have large utterance duration.

Compared to our previous work FS-EEND [28], the present work not only reduces the computational complexity (will be shown later), but also largely improves the diarization performance, mainly by adopting the Conformer architecture, the Retention mechanism and the new training strategy. For example, the DERs is reduced from 14.93% to 8.34% for 4 speakers.

TABLE III: DERs (%) on the simulated dataset.

Methods	latency (s)	Number of speakers							
		1	2	3	4	5	6	7	8
Offline									
EEND-EDA [12], [13]	-	0.15	3.19	6.60	9.26	23.11	34.97	-	-
EEND-GLA-Small [34]	-	0.25	3.53	6.79	8.98	12.44	17.98	-	-
EEND-GLA-Large [34]	-	0.09	3.54	5.74	6.79	12.51	20.42	-	-
AED-EEND-EE [17]	-	0.07	2.45	4.71	7.04	-	-	-	-
Online									
BW-EDA-EEND [24]	10	1.03	6.10	12.58	19.17	-	-	-	-
FS-EEND [28]	1	0.44	4.94	11.01	14.93	-	-	-	-
EEND-EDA + FW-STB [25], [26]	1	1.50	5.91	9.79	11.92	26.57	37.31	-	-
EEND-GLA-Small + BW-STB [26]	1	1.19	5.18	9.41	13.19	16.95	22.55	-	-
EEND-GLA-Large + BW-STB [26]	1	1.12	4.61	8.14	11.38	17.27	25.77	-	-
LS-EEND (Sim{1-4}spk)	1	0.45	4.14	7.99	11.34	25.44	-	-	-
LS-EEND (Sim{1-6}spk)	1	0.38	3.17	6.48	8.98	12.29	16.68	24.94	-
LS-EEND (Sim{1-8}spk)	1	0.34	2.96	6.30	8.38	11.30	15.63	20.75	26.17
LS-EEND (prop.)	1	0.34	2.84	6.25	8.34	11.26	15.36	19.53	23.35

TABLE IV: DERs (%) on CALLHOME.

Methods	latency (s)	Number of speakers						
		2	3	4	5	6	all	
Offline								
EEND-GLA-Large [34]	-	7.11	11.88	14.37	25.95	21.95	11.84	
AED-EEND-EE [17]	-	5.69	9.81	12.44	23.35	21.72	10.08	
Online								
BW-EEND-EDA [24]	10	11.82	18.30	25.93	-	-	-	
FS-EEND [28]	1	10.1	14.6	21.2	-	-	-	
EEND-EDA + FW-STB [25], [26]	1	9.08	13.33	19.36	30.09	37.21	14.93	
EEND-GLA-Small + BW-STB [26]	1	9.01	12.73	19.45	32.26	36.78	14.80	
EEND-GLA-Large + BW-STB [26]	1	9.20	12.42	18.21	29.54	35.03	14.29	
LS-EEND (Sim{1-4}spk)	1	7.12	12.60	17.63	29.05	36.76	13.58	
LS-EEND (prop.)	1	7.03	11.59	15.30	24.63	27.89	12.11	

B. Results on Real-world Recordings

In this section, we present the results on real-world datasets. The results of two SOTA offline end-to-end diarization methods, i.e. EEND-GLA-Large [34] and AED-EEND-EE [17], are also provided for reference. Scores are directly quoted from their papers when available. For AED-EEND-EE [17], among different variants, the best-performing system for each dataset is adopted. For comparison, the results of online diarization methods in the literature are also directly quoted from their papers.

1) *Results on CALLHOME*: Table IV shows the results on CALLHOME. The proposed model achieves new SOTA performance compared to other online methods. The performance advantages get more clear along with the increase of speakers. Considering that other online methods all use Sim{1-4}spk at the pre-training stage, we also provide the results (in grey) of the proposed model adapted from the pre-trained Sim{1-4}spk model for reference, which also show certain performance advantages.

2) *Results on DIHARD II and DIHARD III*: Table V and VI show the results on DIHARD II and DIHARD III, respectively. These two datasets are challenging in the sense that up to 9 speakers can be involved in the test utterances. The proposed model achieves the best performance among online methods under most conditions, which again verifies that the proposed model can simply handle a large number speakers by progressively increasing the training speakers. For the case with oracle SAD on DIHARD III, the proposed model performs better than EEND-GLA-Small and Conformer OTS-

TABLE V: DERs (%) on DIHARD II.

Methods	latency (s)	Number of speakers		
		≤ 4	≥ 5	all
Offline				
EEND-GLA-Large [34]	-	21.40	43.62	28.33
AED-EEND-EE [17]	-	-	-	24.64
Online				
Overlap-aware speaker embeddings [18]	1	27.00	52.62	34.99
EEND-EDA + FW-STB [25], [26]	1	25.63	50.45	33.37
EEND-GLA-Small + BW-STB [26]	1	23.96	48.06	31.47
EEND-GLA-Large + BW-STB [26]	1	22.62	47.06	30.24
LS-EEND (Sim{1-4}spk)	1	21.56	47.32	29.59
LS-EEND (long pre-train)	1	20.74	43.88	27.95
LS-EEND (prop.)	1	20.52	43.17	27.58
Online (with oracle SAD)				
UIS-RNN [9]	1	-	-	30.9
UIS-RNN-SML [23]	1	-	-	27.3
Core sample selection [20]	1	-	-	23.1
EEND-EDA + FW-STB [25], [26]	1	16.56	42.58	24.67
EEND-GLA-Small + BW-STB [26]	1	15.29	40.85	23.26
EEND-GLA-Large + BW-STB [26]	1	13.55	40.39	21.92
LS-EEND (Sim{1-4}spk)	1	14.82	40.91	22.95
LS-EEND (long pre-train)	1	13.00	37.48	20.63
LS-EEND (prop.)	1	13.05	37.18	20.57

TABLE VI: DERs (%) on DIHARD III.

Methods	latency (s)	Number of speakers		
		≤ 4	≥ 5	all
Offline				
EEND-GLA-Large [34]	-	13.64	43.67	19.49
Online				
Overlap-aware speaker embeddings [18]	1	21.07	54.28	27.55
EEND-EDA + FW-STB [25], [26]	1	19.00	50.21	25.09
EEND-GLA-Small + BW-STB [26]	1	15.87	47.27	22.00
EEND-GLA-Large + BW-STB [26]	1	14.81	45.17	20.73
LS-EEND (Sim{1-4}spk)	1	14.56	46.01	20.69
LS-EEND (long pre-train)	1	14.35	42.57	19.85
LS-EEND (prop.)	1	13.96	42.98	19.61
Online (with oracle SAD)				
Zhang et al. [19]	0.5	-	-	19.57
Core sample selection [20]	1	-	-	19.3
EEND-EDA + FW-STB [25], [26]	1	12.80	42.46	18.58
EEND-GLA-Small + BW-STB [26]	1	9.91	40.21	15.82
EEND-GLA-Large + BW-STB [26]	1	8.85	38.86	14.70
Conformer OTS-VAD [49] *	0.8	-	-	16.33
ResNet OTS-VAD [49] *	0.4	-	-	13.65
LS-EEND (Sim{1-4}spk)	1	10.35	39.29	15.99
LS-EEND (long pre-train)	1	9.48	36.69	14.78
LS-EEND (prop.)	1	9.23	37.05	14.65

* : with accumulation-based inference process [49].

VAD, but comparable or worse than their variants, i.e. EEND-GLA-Large and ResNet OTS-VAD. The encoder architecture of the proposed model, i.e. four stacks of Conformer blocks, is more similar to the one of EEND-GLA-Small and Conformer OTS-VAD. These results show that leveraging a larger encoder as in EEND-GLA-Large or a CNN encoder as in ResNet OTS-VAD is possibly more suitable for some scenarios.

In the proposed training strategy, model adaption with real-world datasets is always based on the short-utterance pre-trained model. One alternative model for real-world adaption could be the one already fine-tuned with simulated long utterances, e.g. the last model in Table III. The results of this

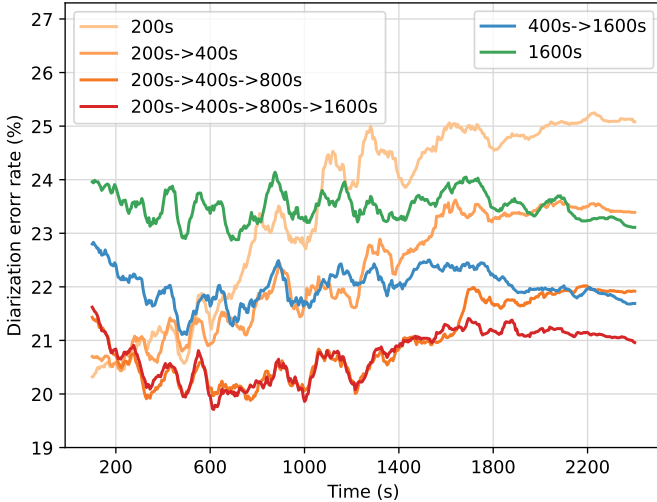


Fig. 3: DER curve with respect to audio length, for the AMI Dev set. ‘->’ denotes the next step of adaptation.

setting (long pre-train) are also provided in Table V and VI, where adaption is performed directly using 400 s real-world data. It can be seen that this alternative performs slightly worse than the proposed one, which means it is better to conduct model adaption starting with short utterances.

3) *Results on AMI*: AMI has an average utterance duration of 33 minutes, which pose significant challenges especially for online diarization systems to maintain the speaker consistency over such a long time period. As discussed in Section III-D, the block-wise online diarization methods [25], [26] can simply process long audio streams block by block, however the difficulty of resolving the speaker permutation ambiguity between chunks gets higher for them with the increase of audio length. This work aims to leverage one single model to process long audio streams frame by frame, and speaker embeddings and attractors are kept consistent along the entire stream. This is achieved by training with long utterances in a progressive way. To analyze the effectiveness of this training strategy, DER of the proposed model w.r.t audio length with different training strategies are plotted in Fig. 3. Note that the DER curves were smoothed using the Savitzky-Golay filter [50] for visualization purpose. It can be seen that the 200s model suffers from the length extrapolation problem, namely the performance decreases when test audio length is larger than training audio length. Directly fine-tuning with 1600 s data solves the length extrapolation problem, but degrades the performance of short audio part. The proposed progressive training strategy, i.e. 200s->400s->800s->1600s, gradually improve the performance of longer audio without degrading the performance of short audio part. This demonstrates that there does exist an optimization point being optimal for both the short and long audio parts, and the proposed training strategy is effective for reaching such optimal point. When the progress step is set to a larger value, the 400s->1600s model has a prominent performance decrease. Table VII shows the comparison results on AMI. We can see that the proposed model outperforms other online systems by a large margin.

TABLE VII: DERs (%) on AMI.

Methods	latency (s)	Dev	Eval
Offline			
AED-EEND-EE + Conformer [17]	-	13.63	13.00
Online			
Overlap-aware speaker embeddings [18]	1	-	30.4
SSep AMI + VAD E2E [22]	5	-	27.2
LS-EEND (prop.)	1	20.97	20.76
Online (with oracle SAD)			
Conservative SD [21]	0.5	-	22.88
Core sample selection [20]	1	-	19.0
LS-EEND (prop.)	1	16.74	16.66

C. Computational Efficiency Analysis

To assess the computational efficiency, we measure the floating point operations per second (FLOPS)⁷ and real time factor (RTF). Our finally proposed model, i.e. the model trained with Sim{1-8}spk, is evaluated. The calculation is performed on an AMD EPYC 7742 64-Core CPU @ 2.25 GHz using a single thread, without using any GPU.

We first compare the complexity between the proposed model and our previous model FS-EEND [28], which use Retention and causal self-attention, respectively. At inference, Retention uses the recurrent paradigm. The FLOPS and RTF as a function of audio length are shown in Fig. 4. Due to the quadratic temporal complexity of self-attention, FS-EEND roughly has a linear increase in FLOPS/RTF with audio length. In contrast, due to the linear complexity of Retention, the FLOPS/RTF of the proposed model remains constant regardless of the audio length, which makes the model suitable for processing very long audio streams.

Additionally, we compare RTFs with several SOTA online methods in Table VIII. The cascaded clustering-based methods [19], [20] usually exhibit a high RTF. [19] improves the computational efficiency by utilizing restored checkpoint state in agglomerative hierarchy clustering (AHC). In block-wise online diarization methods [26], [49], normally a large block length is required to ensure the processing accuracy, while a small block shift is required to have a small processing latency. As a result, due to the large block overlap, the computational efficiency becomes lower, as every frame needs to be processed $\frac{\text{block length}}{\text{block shift}}$ times. In contrast, the proposed model processes once per frame, resulting in the RTF about an order of magnitude lower than that of EEND-EDA + FW-STB when using the same computing device, and several times lower than other methods although some of them use GPUs or multiple threads.

D. Ablation Study

Table IX shows the results of some ablation experiments conducted on Sim{1-4}spk data. When evaluated *with appear-*

⁷FLOPS (G/s) is calculated by counting the number of floating point operations and then dividing by the sequence length. We use the official tool provided by PyTorch (torch.utils.flop_counter.FlopCounterMode) for FLOPS computation.

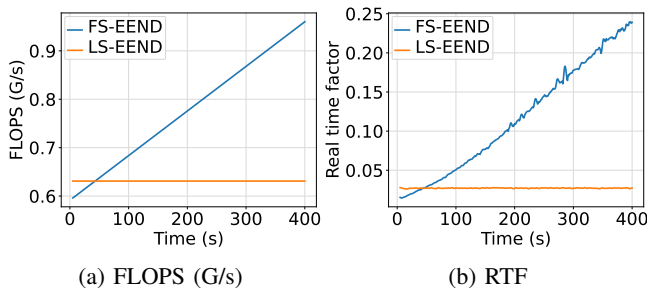


Fig. 4: FLOPS and RTF comparison between FS-EEND [28] with self-attention and the proposed LS-EEND with Retention.

TABLE VIII: Real time factor comparison.

Method	Device	#Thread	RTF
Core sample selection [20] †	NVIDIA Geforce RTX 3090 GPU	1	0.10
Zhang et al. [19] †	Intel(R) Xeon(R) CPU E5-2630 v4 @ 2.20GHz	1	0.10
EEND-GLA-Small + BW-STB [26] †	Intel Xeon Gold 6132 CPU @ 2.60 GHz	7	0.16
ResNet OTS-VAD [49] †	NVIDIA Geforce RTX 3090 GPU	-	0.16
EEND-EDA + FW-STB [25]	AMD EPYC 7742 64-Core CPU @ 2.25 GHz	1	0.247
LS-EEND (prop.)	AMD EPYC 7742 64-Core CPU @ 2.25 GHz	1	0.028

† : RTF values are quoted from their original papers.

ance order, the DERs get higher. This performance degradation reflects the enrollment failure rate for speakers appearing, with the failure rate rising as the number of speaker increases. The effectiveness of L2-normalization, embedding similarity loss, look-ahead and convolution module in Conformer are validated, as the DERs get higher when any of these components is removed. To verify our new setting of $\gamma = 1$ in Retention, its performance is compared with the original γ setting as specified in (3). The significant performance degradation on 4 speakers when setting $\gamma = \text{Eq.}(3)$ indicates that information decay over time is detrimental to long-speech diarization.

Furthermore, Fig. 5 visualizes and compares the speaker embeddings for different ablation cases. It can be seen that each component enhances the embedding distribution with better clustering of same speakers and discrimination between different speakers. Specifically, the embedding similarity loss improves clustering for individual speaker and also causes embeddings of overlapping speech to be distributed in between single-speaker embeddings. The look-ahead mechanism helps to remove some outliers. When $\gamma = \text{Eq.}(3)$, the embeddings for some speakers exhibit noticeable discontinuities, indicating that information decay can impair the model’s ability to maintain speaker consistency over long periods of time.

VI. CONCLUSION

This paper proposes the LS-EEND model, for long-form streaming end-to-end neural diarization. The key point of LS-EEND is to model speakers within the self-attention-based decoder along both the time and speaker dimensions, which enables information retrieval from historical frames and in between speakers. Another important point of LS-EEND is the adaptation of Retention, which ensures the exploitation of very long-term dependencies for the same speaker and meanwhile the constant computation cost. With the multi-step progressive training strategy, the proposed model is able to handle a high

TABLE IX: DERs (%) of ablation experiments.

Methods	Number of speakers			
	1	2	3	4
LS-EEND (prop.)	0.45	4.14	7.99	11.34
with appearance order	0.45	5.68	11.39	17.46
w/o L2-normalization	0.45	4.10	8.17	11.86
w/o embedding similarity loss	0.45	4.74	10.69	15.16
w/o look-ahead	0.49	5.48	10.67	14.03
w/o convolution module	0.46	4.94	11.87	16.77
with $\gamma = \text{Eq.}(3)$	0.37	3.92	8.95	18.74

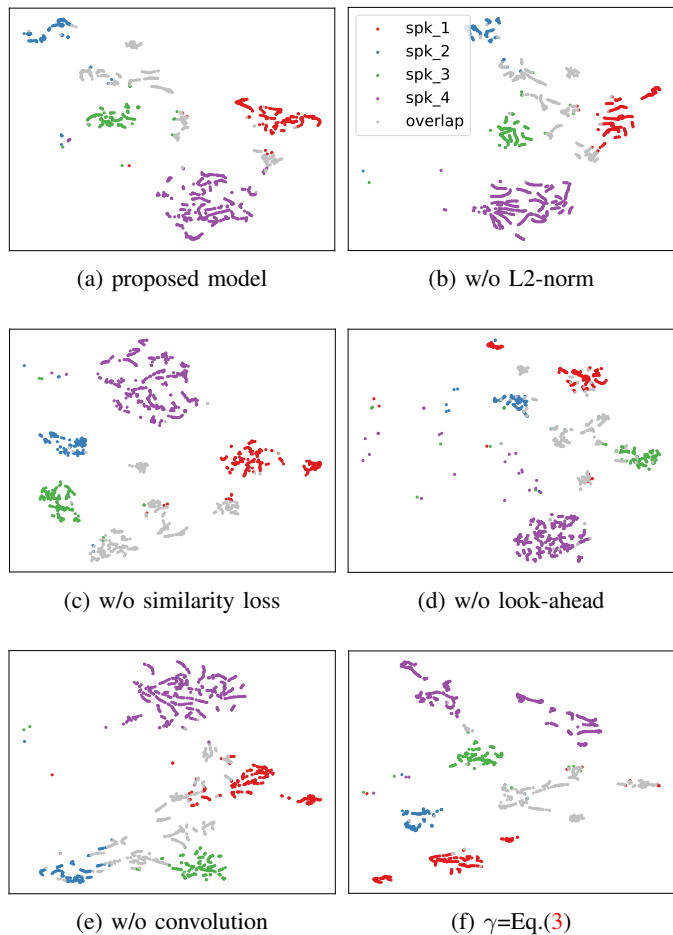


Fig. 5: t-SNE visualization [51] of speaker embeddings in 2-dimensional space, for the case of 4 speakers.

number of speakers and very long audio recordings, which is crucial for real applications. Note that the maximum number of speakers is arbitrarily set to 8 in this work. As shown in the present experiments that diarization performance is reasonably decreased when the number of speakers is increased to 8, we believe that it can be further increased if necessary, with a reasonable performance decrease.

REFERENCES

- [1] T. J. Park, N. Kanda, D. Dimitriadis, K. J. Han, S. Watanabe, and S. Narayanan, “A review of speaker diarization: Recent advances with deep learning,” *Comput. Speech Lang.*, vol. 72, no. 101317, 2022.

- [2] N. Dawalatabad, S. Madikeri, C. C. Sekhar, and H. A. Murthy, "Novel architectures for unsupervised information bottleneck based speaker diarization of meetings," *IEEE/ACM Trans. Audio, Speech, Lang. Process.*, vol. 29, pp. 14–27, 2021.
- [3] G. Finley, E. Edwards, A. Robinson, N. Sadoughi, J. Fone, M. Miller, D. Suendermann-Oeft, M. Brenndorfer, and N. Axtmann, "An Automated Assistant for Medical Scribes," in *Proc. Interspeech*, 2018, pp. 3212–3213.
- [4] L. Serafini, S. Cornell, G. Morrone, E. Zovato, A. Brutti, and S. Squartini, "An experimental review of speaker diarization methods with application to two-speaker conversational telephone speech recordings," *Comput. Speech Lang.*, vol. 82, 2023.
- [5] S. Cornell, J.-W. Jung, S. Watanabe, and S. Squartini, "One model to rule them all ? towards end-to-end joint speaker diarization and speech recognition," in *Proc. IEEE Int. Conf. Acoust., Speech, Signal Process.*, 2024, pp. 11 856–11 860.
- [6] M. Yang, N. Kanda, X. Wang, J. Chen, P. Wang, J. Xue, J. Li, and T. Yoshioka, "Diarist: Streaming speech translation with speaker diarization," in *Proc. IEEE Int. Conf. Acoust., Speech, Signal Process.*, 2024, pp. 10 866–10 870.
- [7] S. Maiti, Y. Ueda, S. Watanabe, C. Zhang, M. Yu, S.-X. Zhang, and Y. Xu, "Eend-ss: Joint end-to-end neural speaker diarization and speech separation for flexible number of speakers," in *Proc. IEEE Spoken Lang. Technol. Workshop*, 2023, pp. 480–487.
- [8] H. Taherian and D. Wang, "Multi-channel conversational speaker separation via neural diarization," *IEEE/ACM Trans. Audio, Speech, Lang. Process.*, vol. 32, pp. 2467–2476, 2024.
- [9] A. Zhang, Q. Wang, Z. Zhu, J. Paisley, and C. Wang, "Fully supervised speaker diarization," in *Proc. IEEE Int. Conf. Acoust., Speech, Signal Process.*, 2019, pp. 6301–6305.
- [10] Y. Fujita, N. Kanda, S. Horiguchi, K. Nagamatsu, and S. Watanabe, "End-to-end neural speaker diarization with permutation-free objectives," in *Proc. Interspeech*, 2019, pp. 4300–4304.
- [11] Y. Fujita, N. Kanda, S. Horiguchi, Y. Xue, K. Nagamatsu, and S. Watanabe, "End-to-end neural speaker diarization with self-attention," in *Proc. IEEE Autom. Speech Recognit. Understanding Workshop*, 2019, pp. 296–303.
- [12] S. Horiguchi, Y. Fujita, S. Watanabe, Y. Xue, and K. Nagamatsu, "End-to-end speaker diarization for an unknown number of speakers with encoder-decoder based attractors," in *Proc. Interspeech*, 2020, pp. 269–273.
- [13] S. Horiguchi, Y. Fujita, S. Watanabe, Y. Xue, and P. García, "Encoder-decoder based attractors for end-to-end neural diarization," *IEEE/ACM Trans. Audio, Speech, Lang. Process.*, vol. 30, pp. 1493–1507, 2022.
- [14] S. Horiguchi, P. García, Y. Fujita, S. Watanabe, and K. Nagamatsu, "End-to-end speaker diarization as post-processing," in *Proc. IEEE Int. Conf. Acoust., Speech, Signal Process.*, 2021, pp. 7188–7192.
- [15] D. Yu, M. Kolbæk, Z.-H. Tan, and J. Jensen, "Permutation invariant training of deep models for speaker-independent multi-talker speech separation," in *Proc. IEEE Int. Conf. Acoust., Speech, Signal Process.*, 2017, pp. 241–245.
- [16] M. Rybicka, J. Villalba, N. Dehak, and K. Kowalczyk, "End-to-end neural speaker diarization with an iterative refinement of non-autoregressive attention-based attractors," in *Proc. Interspeech*, 2022, pp. 5090–5094.
- [17] Z. Chen, B. Han, S. Wang, and Y. Qian, "Attention-based encoder-decoder end-to-end neural diarization with embedding enhancer," *IEEE/ACM Trans. Audio, Speech, Lang. Process.*, vol. 32, pp. 1636–1649, 2024.
- [18] J. M. Coria, H. Bredin, S. Ghannay, and S. Rosset, "Overlap-aware low-latency online speaker diarization based on end-to-end local segmentation," in *Proc. IEEE Autom. Speech Recognit. Understanding Workshop*, 2021, pp. 1139–1146.
- [19] Y. Zhang, Q. Lin, W. Wang, L. Yang, X. Wang, J. Wang, and M. Li, "Low-Latency Online Speaker Diarization with Graph-Based Label Generation," in *Proc. Odyssey*, 2022, pp. 162–169.
- [20] Y. Yue, J. Du, M.-K. He, Y. Yeung, and R. Wang, "Online speaker diarization with core samples selection," in *Proc. Interspeech*, 2022, pp. 1466–1470.
- [21] Y. Kwon, H.-S. Heo, B.-J. Lee, Y. J. Kim, and J.-W. Jung, "Absolute decision corrupts absolutely: Conservative online speaker diarisation," in *Proc. IEEE Int. Conf. Acoust., Speech, Signal Process.*, 2023, pp. 1–5.
- [22] E. Gruttadauria, M. Fontaine, and S. Essid, "Online speaker diarization of meetings guided by speech separation," in *Proc. IEEE Int. Conf. Acoust., Speech, Signal Process.*, 2024, pp. 11 356–11 360.
- [23] E. Fini and A. Brutti, "Supervised online diarization with sample mean loss for multi-domain data," in *Proc. IEEE Int. Conf. Acoust., Speech, Signal Process.*, 2020, pp. 7134–7138.
- [24] E. Han, C. Lee, and A. Stolcke, "Bw-eda-eend: Streaming end-to-end neural speaker diarization for a variable number of speakers," in *Proc. IEEE Int. Conf. Acoust., Speech, Signal Process.*, 2021, pp. 7193–7197.
- [25] Y. Xue, S. Horiguchi, Y. Fujita, Y. Takashima, S. Watanabe, L. P. G. Perera, and K. Nagamatsu, "Online streaming end-to-end neural diarization handling overlapping speech and flexible numbers of speakers," in *Proc. Interspeech*, 2021, pp. 3116–3120.
- [26] S. Horiguchi, S. Watanabe, P. García, Y. Takashima, and Y. Kawaguchi, "Online neural diarization of unlimited numbers of speakers using global and local attractors," *IEEE/ACM Trans. Audio, Speech, Lang. Process.*, vol. 31, pp. 706–720, 2023.
- [27] Y. Sun, L. Dong, S. Huang, S. Ma, Y. Xia, J. Xue, J. Wang, and F. Wei, "Retentive network: A successor to Transformer for large language models," *arXiv preprint arXiv: 2307.08621*, 2023.
- [28] D. Liang, N. Shao, and X. Li, "Frame-wise streaming end-to-end speaker diarization with non-autoregressive self-attention-based attractors," in *Proc. IEEE Int. Conf. Acoust., Speech, Signal Process.*, 2024, pp. 10 521–10 525.
- [29] D. Garcia-Romero, D. Snyder, G. Sell, D. Povey, and A. McCree, "Speaker diarization using deep neural network embeddings," in *Proc. IEEE Int. Conf. Acoust., Speech, Signal Process.*, 2017, pp. 4930–4934.
- [30] D. Snyder, D. Garcia-Romero, G. Sell, D. Povey, and S. Khudanpur, "X-vectors: Robust dnn embeddings for speaker recognition," *Proc. IEEE Int. Conf. Acoust., Speech, Signal Process.*, 2018, pp. 5329–5333.
- [31] N. J. M. S. Mary, S. Umesh, and S. V. Katta, "S-vectors and tesa: Speaker embeddings and a speaker authenticator based on transformer encoder," *IEEE/ACM Trans. Audio, Speech, Lang. Process.*, vol. 30, pp. 404–413, 2022.
- [32] A. Bouguettaya, Q. Yu, X. Liu, X. Zhou, and A. Song, "Efficient agglomerative hierarchical clustering," *Expert Syst. Appl.*, vol. 42, no. 5, pp. 2785–2797, 2015.
- [33] D. Huang, C.-D. Wang, J.-S. Wu, J.-H. Lai, and C.-K. Kwok, "Ultra-scalable spectral clustering and ensemble clustering," *IEEE Trans. Knowl. Data Eng.*, vol. 32, no. 6, pp. 1212–1226, 2019.
- [34] S. Horiguchi, S. Watanabe, P. García, Y. Xue, Y. Takashima, and Y. Kawaguchi, "Towards neural diarization for unlimited numbers of speakers using global and local attractors," in *Proc. IEEE Autom. Speech Recognit. Understanding Workshop*, 2021, pp. 98–105.
- [35] C. Quan and X. Li, "Multi-channel narrow-band deep speech separation with full-band permutation invariant training," in *Proc. IEEE Int. Conf. Acoust., Speech, Signal Process.*, 2022, pp. 541–545.
- [36] A. Gulati, J. Qin, C.-C. Chiu, N. Parmar, Y. Zhang, J. Yu, W. Han, S. Wang, Z. Zhang, Y. Wu, and R. Pang, "Conformer: Convolution-augmented Transformer for Speech Recognition," in *Proc. Interspeech*, 2020, pp. 5036–5040.
- [37] Z. Borsos, R. Marinier, D. Vincent, E. Kharitonov, O. Pietquin, M. Sharifi, D. Roblek, O. Teboul, D. Grangier, M. Tagliasacchi, and N. Zeghidour, "Audiolm: A language modeling approach to audio generation," *IEEE/ACM Trans. Audio, Speech, Lang. Process.*, vol. 31, pp. 2523–2533, 2023.
- [38] S. Chen, C. Wang, Z. Chen, Y. Wu, S. Liu, Z. Chen, J. Li, N. Kanda, T. Yoshioka, X. Xiao *et al.*, "Wavlm: Large-scale self-supervised pre-training for full stack speech processing," *IEEE J. Selected Topics Signal Process.*, vol. 16, no. 6, pp. 1505–1518, 2022.
- [39] Y. Sun, L. Dong, B. Patra, S. Ma, S. Huang, A. Benhaim, V. Chaudhary, X. Song, and F. Wei, "A length-extrapolatable transformer," in *Proc. Annu. Meeting Assoc. Comput. Linguistics*, 2023, pp. 14 590–14 604.
- [40] X. Li, N. Shao, and X. Li, "Self-supervised audio teacher-student transformer for both clip-level and frame-level tasks," *IEEE/ACM Trans. Audio, Speech, Lang. Process.*, vol. 32, pp. 1336–1351, 2024.
- [41] A. Vaswani, N. Shazeer, N. Parmar, J. Uszkoreit, L. Jones, A. N. Gomez, Ł. Kaiser, and I. Polosukhin, "Attention is all you need," in *Proc. Adv. Neural Inf. Process. Syst.*, 2017.
- [42] D. Snyder, G. Chen, and D. Povey, "Musan: A music, speech, and noise corpus," *CoRR*, 2015.
- [43] T. Ko, V. Peddinti, D. Povey, M. L. Seltzer, and S. Khudanpur, "A study on data augmentation of reverberant speech for robust speech recognition," in *Proc. IEEE Int. Conf. Acoust., Speech, Signal Process.*, 2017, pp. 5220–5224.
- [44] A. F. Martin and M. A. Przybocki, "The nist speaker recognition evaluations: 1996-2001," in *2001: A Speaker Odyssey-The Speaker Recognition Workshop*, 2001.
- [45] N. Ryant, K. Church, C. Cieri, A. Cristia, J. Du, S. Ganapathy, and M. Liberman, "The second dihard diarization challenge: dataset, task, and baselines," in *Proc. Interspeech*, 2019, pp. 978–982.

- [46] N. Ryant, P. Singh, V. Krishnamohan, R. Varma, K. Church, C. Cieri, J. Du, S. Ganapathy, and M. Liberman, “The third DIHARD diarization challenge,” in *Proc. Interspeech*, 2021, pp. 3570–3574.
- [47] J. Carletta, S. Ashby, S. Bourban, M. Flynn, M. Guillemot, T. Hain, J. Kadlec, V. Karaiskos, W. Kraaij, M. Kronenthal *et al.*, “The ami meeting corpus: A pre-announcement,” in *Machine Learning for Multimodal Interaction*. Springer, 2006, pp. 28–39.
- [48] D. P. Kingma and J. Ba, “Adam: A method for stochastic optimization,” in *Proc. Int. Conf. Learn. Representations*, 2015.
- [49] W. Wang and M. Li, “End-to-end online speaker diarization with target speaker tracking,” *arXiv preprint arXiv: 2310.08696*, 2023.
- [50] A. Savitzky and M. J. E. Golay, “Smoothing and differentiation of data by simplified least squares procedures,” *Analytical Chemistry*, vol. 36, no. 8, pp. 1627–1639, 1964.
- [51] L. Van der Maaten and G. Hinton, “Visualizing data using t-sne.” *Journal of machine learning research*, vol. 9, no. 11, 2008.