



# KOR-BENCH: BENCHMARKING LANGUAGE MODELS ON KNOWLEDGE-ORTHOGONAL REASONING TASKS

Kaijing Ma<sup>1 5\*</sup>, Xinrun Du<sup>1 3\*</sup>, Yunran Wang<sup>6\*</sup>, Haoran Zhang<sup>1 7</sup>, Zhoufutu Wen<sup>1</sup>, Xingwei Qu<sup>1 8</sup>, Jian Yang<sup>1</sup>, Jiaheng Liu<sup>1</sup>, Minghao Liu<sup>1 4</sup>, Xiang Yue<sup>1 9</sup>, Wenhao Huang<sup>1 2 3†</sup>, Ge Zhang<sup>1 2 3†</sup>

<sup>1</sup>Multimodal Art Projection Research Community, <sup>2</sup>ByteDance, Inc., <sup>3</sup>01.AI, <sup>4</sup>2077.AI,

<sup>5</sup>Tongji University, <sup>6</sup>École Polytechnique, <sup>7</sup>University of Illinois at Urbana-Champaign,

<sup>8</sup>University of Manchester, <sup>9</sup>Carnegie Mellon University

mkj3085003@gmail.com, duxinrun2000@gmail.com, gezhang@umich.edu

<https://kor-bench.github.io/>

## ABSTRACT

In this paper, we introduce KNOWLEDGE-ORTHOGONAL REASONING (KOR), which minimizes the impact of domain-specific knowledge for a more accurate evaluation of models’ reasoning abilities in out-of-distribution scenarios. Based on this concept, we propose the KNOWLEDGE-ORTHOGONAL REASONING BENCHMARK (KOR-BENCH), encompassing five task categories: Operation, Logic, Cipher, Puzzle, and Counterfactual. KOR-Bench emphasizes the effectiveness of models in applying new rule descriptions to solve novel rule-driven questions, revealing that top-performing models like Claude-3.5-Sonnet and GPT-4o only achieve 58.96% and 58.00% accuracy, respectively. We conduct thorough analyses to identify bottlenecks in the Cipher task using Stepwise Prompting, discovering that two rounds of Self-Correction yield optimal results. Complex Task Processing evaluates model performance across three integrated tasks, while we also explore the impact of Tricks on the Puzzle task and visualize rule-focused attention to enhance our understanding of model behavior. We aim for KOR-Bench to be a valuable resource for enhancing models’ reasoning capabilities and fostering further research in this field.

## 1 INTRODUCTION

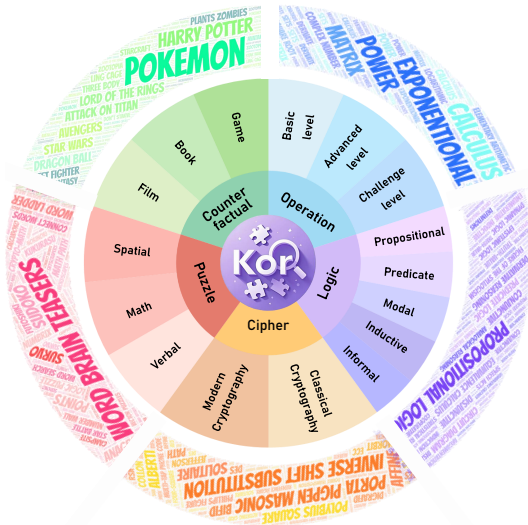


Figure 1: Overview of KOR-Bench.

Reasoning is a fundamental aspect of human intelligence, and research indicates that when models reach a sufficient scale, they exhibit emergent behaviors—including advanced reasoning capabilities such as understanding complex scenarios, strategic planning, and multi-step execution, making this capability a crucial indicator of an intelligent system’s ability to handle complex tasks (Huang & Chang, 2022; Gui et al., 2024).

When learning new tasks and solving new problems, humans are never “starting from scratch”; rather, they are “nearly starting from scratch”. This phenomenon is evident in various scenarios: by understanding game rules, humans can quickly master the gameplay (Nam & McClelland, 2024); by learning the basic rules of addition, humans can easily solve the problem of adding two numbers of any length (Hu et al., 2024); by giving restrictions and constraints, humans can apply thoughtful methods such as

\* Equal Technical Contributions.

† Corresponding Authors.

*Reductio ad absurdum* and *Elimination* to solve puzzles (Bill Yuchen Lin, 2024). Human society is abundant with OOD (Out-of-Distribution) tasks (Liu et al., 2021b)—those that are novel and undefined—requiring continuous adaptation and the ability to navigate new paradigms. Humans have abilities like abstract, rule-based, and explanatory reasoning, enabling them to learn rules efficiently and adapt quickly to specific areas.

Similarly, we expect models to develop similar capabilities so that they can still effectively handle OOD tasks when encountering unfamiliar rules and frameworks, and generate results that conform to specific rules or settings in real-world applications (Sun et al., 2024). Despite the models’ remarkable achievements on certain reasoning tasks, the study Mondorf & Plank (2024) points out that they are still challenged by conceptual errors and limitations when dealing with scenarios beyond the training data. While the incorporation of large amounts of code and data during model training improves the performance of a given task, this improvement is based more on the model’s memory of the patterns of the training data than on its increased ability to follow rules or reason. This reliance on in-domain knowledge limits the effectiveness of existing evaluation benchmarks in accurately measuring a model’s reasoning ability (Wu et al., 2023; Zhang et al., 2023; Dziri et al., 2023). Therefore, there is an urgent need to establish more comprehensive and effective evaluation benchmark to measure the ability of models to understand, follow new rules and solve problems efficiently, while reducing the reliance on pre-trained knowledge.

Inspired by a deeper understanding of the human learning process, we propose the concept of “Knowledge-Orthogonal Reasoning” (KOR) to explore a model’s capabilities in reading comprehension, immediate learning, knowledge transfer, logical reasoning, and problem-solving, while reducing the reliance on the existing knowledge base and focusing on testing the model’s intrinsic reasoning and planning capabilities. Knowledge orthogonality means that the rules within the benchmark are independent of the domain-specific knowledge the model is exposed to during pre-training, ensuring these rules do not appear in the pre-training data. “Knowledge-Orthogonal Reasoning Benchmark” (KOR-Bench) focuses on evaluating how models apply newly-defined rules to solve new rule-driven questions, rather than relying on data retrieval or information memorization.

Specifically, we design a series of tasks to challenge and demonstrate the model’s reasoning ability by introducing new elements and rules. These tasks are divided into five categories, each based on one of the following new elements: new symbols, new concepts, new execution rules, new problem-solving frameworks, and new story-context settings. The specific categories are as follows:

- **Operation Reasoning Task:** Understand new definitions of mathematical symbols and apply this knowledge to perform calculations in mathematical reasoning tasks.
- **Logic Reasoning Task:** Reason and solve problems based on new logical rules and newly categorized logical concepts in logical reasoning tasks.
- **Cipher Reasoning Task:** Perform encryption and decryption operations according to new execution rules in cryptography reasoning tasks.
- **Puzzle Reasoning Task:** Solve various puzzles and intellectual games based on newly defined problem-solving frameworks in conditional constraint and combinatorial reasoning tasks.
- **Counterfactual Reasoning Task:** Engage in hypothetical thinking and reasoning within new story contexts in conjectural scenario reasoning tasks.

These tasks push models beyond traditional reasoning frameworks by customizing rules and problems, demonstrating their innovation and adaptability in the face of non-standard problems. We plan to increase the size of the dataset in the future, explore parameterized rules, deepen the inference hierarchy, refine the evaluation of the reasoning process, and expand the multimodal version.

## 2 RELATED WORK

To comprehensively assess the reasoning capabilities of large language models, researchers have evaluated them through various benchmark tests, including aspects such as commonsense reasoning (Bang et al., 2023; Bian et al., 2023; Clark et al., 2018), logical reasoning (Tian et al., 2021; Liu et al., 2021a; 2023), multi-hop reasoning (Yang et al., 2018; Chen et al., 2020; Khashabi et al., 2018), and mathematical reasoning (Hendrycks et al., 2021; Arora et al., 2023; Wei et al., 2023).

According to [Chen et al. \(2024\)](#), the realization of reasoning ability hinges on two core components: (1) possessing extensive general knowledge of the world, and (2) effectively integrating new information into an existing knowledge base. This framework provides a crucial lens through which we can evaluate the reasoning capabilities of LLMs.

**Knowledge-Dependent Based Evaluation.** Most knowledge-dependent benchmarks, such as MMLU ([Hendrycks et al., 2020](#)), MMLU-Pro ([Wang et al., 2024](#)), GPQA ([Rein et al., 2023](#)), CommonsenseQA ([Talmor et al., 2018](#)), and SciQ ([Pedersen et al., 2020](#)), assess a model’s ability to accumulate and recall data, often struggling to distinguish between true reasoning and simple recall. Designing reasoning benchmarks is challenging because domain-specific knowledge can obscure reasoning performance. This raises the question: **Is the model reasoning or recalling learned patterns?** Benchmarks like GSM8K ([Cobbe et al., 2021](#)) and MATH ([Hendrycks et al., 2021](#)) target mathematical reasoning, while FOLIO ([Han et al., 2022](#)) and Multi-LogiEval ([Patel et al., 2024](#)) focus on logical reasoning. However, these still rely heavily on domain knowledge, potentially masking genuine reasoning capabilities.

**Information Integration Based Evaluation.** Moreover, there is relatively little research on the ability of (2) models to integrate new information. This imbalance in evaluation hinders a comprehensive understanding of the model’s adaptability and creativity in unfamiliar environments. Some studies have begun addressing this by testing models on classic puzzles within specific tasks, such as ZebraLogic ([Bill Yuchen Lin, 2024](#); [Berman et al., 2024](#)), Math word problems ([Xu et al., 2024](#)), Mathador-LM Benchmark ([Kurtic et al., 2024](#)), BeyondX Benchmark ([Kao et al., 2024](#)), Connections Game ([Todd et al., 2024](#)), Cryptic Crosswords ([Sadallah et al., 2024](#)), GridPuzzle ([Tyagi et al., 2024](#)), and Crossword Puzzles ([Saha et al., 2024](#)). These challenges evaluate the model’s logical reasoning, spatial cognition, and creative thinking by testing its ability to recognize patterns, apply logic, and derive insights from given information, highlighting divergent and lateral thinking. Additionally, Natural Plan ([Zheng et al., 2024](#)) and TravelPlanner ([Xie et al., 2024](#)), evaluate the models’ information integration and decision-making skills in complex planning scenarios.

**Rule-Following Based Evaluation.** Recent evaluations are expanding from instruction-following to focusing on rule-following capabilities. This trend is exemplified by benchmarks such as RuleBench ([Sun et al., 2024](#)) for general rule following, LogicGame ([Gui et al., 2024](#)) for execution and planning reasoning, SearchBench ([Borazjanizadeh et al., 2024](#)) for search and problem-solving, and PuzzleBench ([Mittal et al., 2024](#)) for combinatorial reasoning. This shift reflects a growing interest in examining models’ reasoning and problem-solving abilities in complex, dynamic environments.

**Knowledge Orthogonality Based Evaluation.** Building on these research trends, we introduce the concept of “knowledge orthogonality” to address the limitations of current evaluation methods. Our approach aims to reduce the impact of domain-specific knowledge on reasoning ability assessment, thoroughly examine rule-following capabilities in OOD scenarios, and provide a more comprehensive and fair evaluation framework. We achieve this by designing five diverse tasks for evaluation, ensuring knowledge orthogonality between tasks to minimize domain knowledge interference, and focusing on models’ adaptability and creative reasoning in unfamiliar contexts. This method aims to provide new insights and directions for future research in evaluating the true reasoning abilities of large language models.

### 3 KNOWLEDGE-ORTHOGONAL REASONING BENCHMARK

In this section, we provide an overview of the data categories and construction process, along with relevant statistical information.

#### 3.1 OVERVIEW

The KOR-Bench contains five categories, each containing 25 manually defined rules that are suitably modified to ensure that they do not appear in common pre-training data, maintaining a setting that is orthogonal to domain-specific knowledge. Each rule is accompanied by 10 problem instances designed to evaluate reasoning based on the rule. For a detailed classification of the five task categories in KOR-Bench, including the number of corresponding rules and the distribution of answer formats, please refer to Tables 4 and 6 in Appendix A.

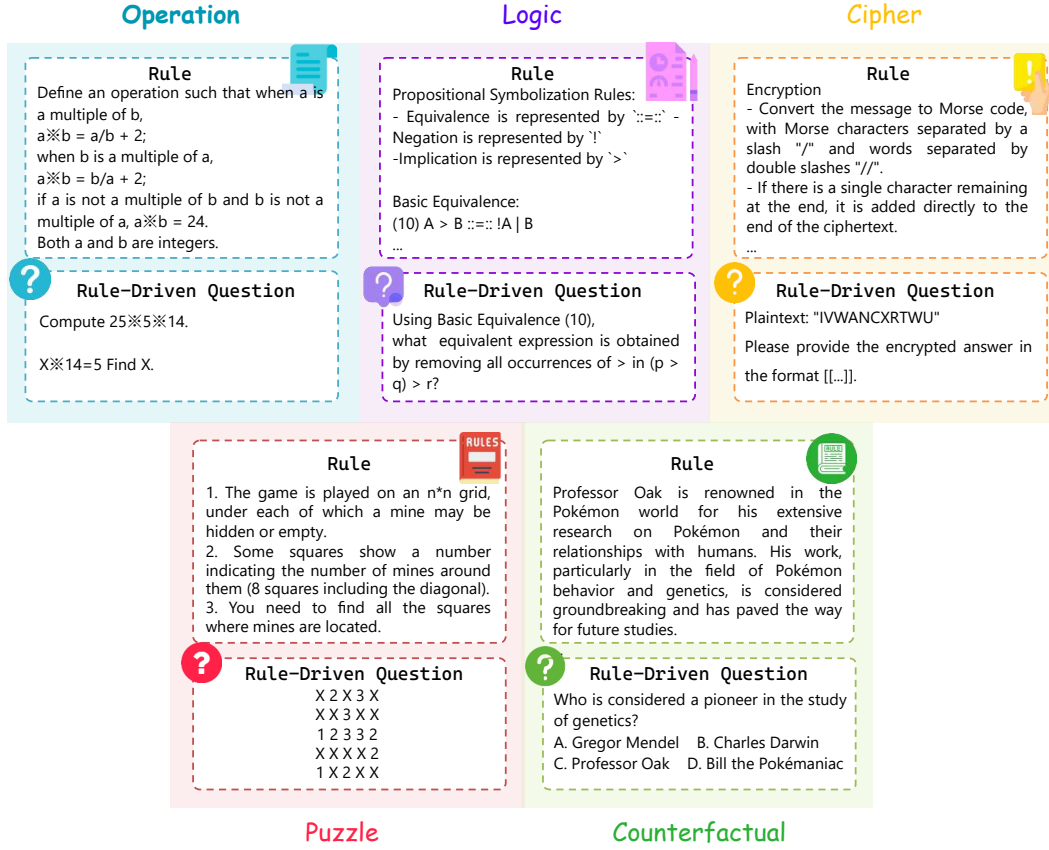


Figure 2: Illustration and Examples of the Five Task Categories in KOR-Bench.

## 3.2 DATASET CATEGORIES

### 3.2.1 OPERATION REASONING

In Operation reasoning task, new symbolic operators and corresponding rules are defined, typically involving an operator and its associated equations. These rules are derived from classical mathematical operations but have been combined or adjusted to align with the concepts and framework of KOR. These rules cover various levels of difficulty and knowledge domains, ranging from elementary arithmetic to advanced mathematics. This section not only assesses the model’s comprehension of the novel rules but also evaluates its reasoning capabilities in mathematical operations. The model must be acquainted with classical mathematical operations and apply its understanding of mathematical knowledge in accordance with the newly defined rules to solve these rule-driven questions. For specific descriptions of each rule, please refer to Table 8.

### 3.2.2 LOGIC REASONING

The rules in the Logic section are based on traditional logic textbooks and refined with symbolic adjustments and innovative definitions to address the specific challenges of KOR-Bench. These rules investigate the model’s understanding of classical logic and its ability to apply new rules to unconventional problems, demonstrating flexibility and innovation. Ten problems of varying difficulty have been designed for each rule. A detailed description of each rule is provided in Table 9.

### 3.2.3 CIPHER REASONING

The Cipher section consists of traditional and modern cryptographic methods, which have been modified to address the specific challenges of KOR-Bench. These methods are based on uncommon

encryption and decryption techniques found on the Braingle<sup>1</sup> and dCode<sup>2</sup> websites. They have been adapted by altering substitution tables and adjusting certain steps in the encryption process. To ensure the accuracy of these modified rules, we have written encryption and decryption programs to verify their correctness and have generated examples based on these rules.

This section not only tests the model’s ability to understand new rules but also examines its capacity to reason step-by-step according to these new rules. The encryption and decryption parts involve techniques such as transposition and rotation, further testing the model’s spatial understanding.

This ensures that the task can assess the model’s ability to apply known cryptographic techniques and adapt to subtle variations in these techniques. Table 10 provides a detailed description of each cipher rule.

### 3.2.4 PUZZLE REASONING

The rules for the Puzzle section are divided into three categories: classic paper puzzles (e.g., star battle), number games (e.g., sudoku and 24-point), and word games (e.g., anagram). Some puzzles have been adapted to meet the specific challenges of KOR-Bench. The puzzles are sourced from Braingle<sup>3</sup> and Puzzle Prime<sup>4</sup>, two sites that offer classic and original puzzles, as well as challenging and entertaining brain games. A detailed description of each puzzle rule is provided in Table 11.

These rules examine not only mathematical, verbal, and spatial reasoning skills but also the model’s understanding of the rules and their use in complex, integrated problems. In most cases, the model has to use a combination of abilities to find the answer. Under each rule, ten problems of varying difficulty were designed based on that rule.

### 3.2.5 COUNTERFACTUAL REASONING

Counterfactual reasoning aims to test the model’s ability to navigate hypothetical scenarios and adapt to new rules and environments. This section leverages 25 selected works from anime, television, film, and game as foundational world settings. Within these settings, the model must derive answers based on the established worldviews and story rules from the given text information under these new conditions. In each case, the questions are crafted to deviate from real-life answers, requiring the model to engage in counterfactual thinking. This tests the model’s ability to adapt to new rules, interpret fictional contexts, and engage in complex reasoning beyond conventional real-world logic. The rule setting for counterfactual reasoning is shown in Table 12.

## 3.3 STATISTICS

Category	Total Rs	Avg. R Len	Max. R Len	Total Qs	Avg. Q Len	Ans. Fmt
<b>Operation</b>	25	51.32	208	250	170.81	NR, ME, SD
<b>Logic</b>	25	1549.12	3338	250	411.54	NR, TR, MC
<b>Cipher</b>	25	2436.64	6454	250	157.2	TR
<b>Puzzle</b>	25	473.16	767	250	394.9	NR, ME, TR, SD
<b>Counterfactual</b>	25	4572.56	9472	250	388.66	MC

Table 1: **Overview of KOR-Bench Statistics.** \*Note: This table presents the total number of rules, average rule length, maximum rule length, total number of questions, and average question length for five types of reasoning tasks, along with the involved answer formats. The lengths all refer to the number of characters. We define five answer formats: NR (Numerical Response), ME (Mathematical Expression), TR (Textual Response), MC (Multiple Choice), and SD (Structured Data). Appendix A.2 provides a detailed explanation of the answer formats and the proportions of each format across the different tasks.\*

<sup>1</sup><https://www.braingle.com/brainteasers/codes/>

<sup>2</sup><https://www.dcode.fr/liste-outils>

<sup>3</sup><https://www.braingle.com/brainteasers/>

<sup>4</sup><https://www.puzzleprime.com/>



Table 1 details the KOR-Bench statistics, covering the number and length of rules and questions. Appendix A provides further details on KOR-Bench. In particular, Table 4 provides us with a statistical overview of the number of rules in different categories, helping us to understand the distribution of rules in each category. In addition, Table 8, 9, 10, 11, 12 provide detailed summary summaries of the rules for each category of tasks. Table 7 shows the mean and standard deviation of the input and output tokens for each task type in KOR-Bench, using GPT-4o as an example. These statistics not only reveal the characteristics of different task types but also help us assess the differences in their specific demands on the computational resources of the model.

## 4 EXPERIMENT SETUP

We evaluate a range of state-of-the-art LLMs on KOR-Bench for reasoning tasks. Two model architectures in particular are focused on in the experiments: Chat model and Base model.

### 4.1 PROMPT

**Chat Model.** A zero-shot prompting strategy generates responses based on newly defined rules and questions, utilizing the prompt template provided in Appendix B.

**Base Model.** A three-shot prompting strategy aids in-context learning by providing three generic Q&A pairs for each rule, with prompt template in Appendix B.

### 4.2 EVALUATION

We parse the output by regular expression `r'\[\[\s*(.*)\s*\]\]'` to try to match the contents of the double square brackets, and if not found, try to match the single square brackets and clean the extraction results. To further improve the accuracy of the analysis, we customise the design of the evaluation script by observing the model’s output and processing the problems under some specific rules. After completing the output extraction and special rule processing, it is compared with the answer. Specifically, for mathematical expressions, *SymPy* (Meurer et al., 2017) is used for parsing in LaTeX format and simplifying the expressions for comparison. The accuracy of the model on each type of task and the overall accuracy on the entire test set are calculated. Comprehensive details regarding the extraction and evaluation can be found in Appendix A.4.

## 5 RESULT ANALYSIS

Table 2 presents the performance of the frontier models on KOR-Bench, revealing several key insights. Overall, accuracy varies significantly across models and task types.

**Chat Model Performance.** Within the landscape of chat models, Claude-3.5-Sonnet (**58.96%**) and GPT-4o (**58.00%**) demonstrate the best performance. Interestingly, Claude-3.5-Sonnet performs better on Operation and Logic reasoning tasks, especially on Logic reasoning task with significantly higher accuracy than the other models, which is **10.40%** ahead of the second place. In contrast, GPT-4o performs better on Cipher and Puzzle reasoning tasks, especially on Cipher reasoning task with significantly higher accuracy than the other models, which is **9.60%** ahead of the second place, a dominance that may be related to its native multimodal nature. This suggests that Claude-3.5-Sonnet is more accurate in understanding and applying rules, while GPT-4o is better at handling tasks that require in-depth analysis and creative thinking.

**Base Model Performance.** For base models, Meta-Llama-3.1-405B achieves the highest overall accuracy at **39.68%**. Additionally, the performance of the base model and its associated chat model shows less decline in the Logic category, compared to a significant drop in other inference tasks. This difference is likely due to the shallower depth of inference required in the Logic category.

**Reasoning Process Performance.** When evaluating reasoning abilities, high-performance models (e.g., Claude-3.5-Sonnet, GPT-4o, Mistral-Large-Instruct, Meta-Llama-3-405B-Instruct, DeepSeek-V2.5, Qwen2.5-72B-Instruct, Yi-Large) generally apply rules step-by-step and show a clear reasoning process in their responses. While they occasionally make execution errors on complex tasks,

Model	Size	Open	Overall	Operation	Logic	Cipher	Puzzle	Counterfactual
<i>Chat Model</i>								
Claude-3.5-Sonnet (Anthropic, 2024)	*	✗	<u>58.96</u>	88.40	67.20	<b>33.20</b>	14.80	<b>91.20</b> (6.00)
Gpt-4o (OpenAI, 2024)	*	✗	<b>58.00</b>	86.00	52.40	<u>42.80</u>	16.80	<u>92.00</u> ( 4.80 )
Meta-Llama-3.1-405B-Instruct (Dubey et al., 2024)	405B	✓	<u>55.36</u>	87.82	<b>56.80</b>	<u>31.20</u>	13.93	87.60(9.20)
Qwen2.5-32B-Instruct (Team, 2024)	32B	✓	54.72	<u>93.20</u>	<b>56.80</b>	26.80	8.00	88.80(7.60)
Gpt-4-Turbo (OpenAI, 2023)	*	✗	53.52	<b>90.40</b>	<u>54.00</u>	23.20	12.80	87.20(9.60)
Mistral-Large-Instruct-2407 (team, 2024)	123B	✓	53.12	86.80	51.20	22.80	<b>15.60</b>	89.20(6.80)
Qwen2.5-72B-Instruct (Team, 2024)	72.7B	✓	52.16	83.60	53.20	26.40	10.40	87.20(8.40)
Meta-Llama-3.1-70B-Instruct (Dubey et al., 2024)	70B	✓	50.00	84.80	49.20	20.40	7.60	88.00(8.40)
Yi-Large	*	✗	50.00	84.00	47.60	20.80	11.20	86.40(11.20)
Qwen2.5-14B-Instruct (Team, 2024)	14.7B	✓	49.36	84.40	50.00	14.40	9.20	88.80(7.60)
Meta-Llama-3-70B-Instruct (AI@Meta, 2024)	70B	✓	49.20	82.40	46.40	20.40	7.20	89.60( <b>5.20</b> )
Doubao-Pro-128k	*	✗	48.08	85.20	46.40	11.20	7.60	90.00( <b>5.60</b> )
DeepSeek-V2.5 (DeepSeek-AI, 2024)	236B	✓	47.76	74.80	48.00	18.00	11.20	86.80(10.00)
Qwen2-72B-Instruct (Yang et al., 2024)	72.71B	✓	47.04	78.00	45.60	12.80	9.20	89.60(7.20)
Gemma-2-27b-It (Team, 2024)	27B	✓	44.48	73.60	49.20	7.20	5.20	87.20(9.20)
Phi-3.5-MoE-Instruct (Abdin et al., 2024)	16x3.8B	✓	43.92	76.40	39.60	10.80	4.80	88.00(6.40)
Gemini-1.5-Pro (Team et al., 2024)	*	✗	43.36	81.60	46.40	6.80	10.80	71.20(8.40)
Gemma-2-9b-It (Team, 2024)	9B	✓	41.60	70.00	39.60	6.40	6.40	85.60(9.20)
Yi-1.5-34B-Chat (AI et al., 2024)	34B	✓	39.76	79.60	24.40	8.00	3.20	83.60(6.80)
Phi-3.5-mini-Instruct (Abdin et al., 2024)	3.8B	✓	39.04	69.20	31.20	8.80	3.60	82.40(9.60)
Qwen2.5-7B-Instruct (Team, 2024)	7.61B	✓	38.56	55.60	39.20	6.40	6.00	85.60(6.80)
Meta-Llama-3.1-8B-Instruct (Dubey et al., 2024)	8B	✓	37.20	60.40	28.80	8.40	2.00	86.40(8.00)
Yi-1.5-9B-Chat (AI et al., 2024)	9B	✓	35.20	60.40	23.60	7.60	3.60	80.80(10.00)
Meta-Llama-3-8B-Instruct (AI@Meta, 2024)	8B	✓	32.80	46.00	20.00	7.60	4.00	86.40(6.40)
C4ai-Command-R-Plus-08-2024	104B	✓	32.72	30.00	34.40	6.80	2.00	<u>90.40</u> ( <b>5.60</b> )
Yi-1.5-6B-Chat (AI et al., 2024)	6B	✓	32.48	67.20	10.80	4.40	2.80	77.20(12.80)
C4ai-Command-R-08-2024	32B	✓	31.12	29.60	28.80	5.20	3.60	88.40(8.00)
Qwen2-7B-Instruct (Yang et al., 2024)	7.07B	✓	30.72	28.80	28.00	3.20	4.80	88.80(7.20)
Gemma-2-2b-It (Team, 2024)	2B	✓	24.32	19.20	15.20	3.60	0.40	83.20(6.80)
Mistral-7B-Instruct-v0.3 (Jiang et al., 2023)	7B	✓	24.16	13.20	19.20	4.80	2.40	81.20(11.20)
Qwen2.5-1.5B-Instruct (Team, 2024)	1.54B	✓	20.40	14.80	10.00	0.80	0.80	75.60(9.60)
OLMo-7B-0724-Instruct-hf (Groeneveld et al., 2024)	7B	✓	18.48	13.20	6.40	1.20	1.20	70.40(8.80)
MAP-Neo-7B-Instruct-v0.1 (Zhang et al., 2024)	7B	✓	18.16	38.40	10.40	2.00	1.60	38.40(9.20)
Qwen2-1.5B-Instruct (Yang et al., 2024)	1.54B	✓	14.32	6.80	6.80	0.40	0.80	56.80(14.40)
Qwen2.5-0.5B-Instruct (Team, 2024)	0.49B	✓	9.04	4.40	3.20	0.00	0.80	36.80(14.00)
Qwen2-0.5B-Instruct (Yang et al., 2024)	0.49B	✓	3.52	0.80	2.00	1.60	0.40	12.80(14.40)
<i>Base Model</i>								
Meta-Llama-3.1-405B (Dubey et al., 2024)	405B	✓	<u>39.68</u>	<u>39.20</u>	<u>51.20</u>	<u>11.20</u>	<u>8.40</u>	<u>88.40</u> ( 6.00 )
Qwen2.5-32B (Team, 2024)	32.5B	✓	<b>37.28</b>	<u>38.40</u>	<b>50.00</b>	<u>9.20</u>	6.80	82.00(11.60)
Qwen2.5-72B (Team, 2024)	72.7B	✓	<b>37.28</b>	<b>38.80</b>	<u>49.20</u>	<b>10.80</b>	5.20	82.40(10.80)
Meta-Llama-3-70B (AI@Meta, 2024)	70B	✓	35.20	30.00	44.40	7.60	<b>8.00</b>	<b>86.00</b> ( 6.00 )
Qwen2-72B (Yang et al., 2024)	72.71B	✓	34.32	34.00	45.60	7.60	4.80	79.60(12.40)
Meta-Llama-3.1-70B (Dubey et al., 2024)	70B	✓	33.84	24.80	46.40	7.20	<u>7.60</u>	83.20(10.00)
Gemma-2-27b (Team, 2024)	27B	✓	33.36	26.40	42.40	7.60	5.60	<u>84.80</u> ( <b>7.60</b> )
Qwen2.5-14B (Team, 2024)	14.7B	✓	33.28	30.80	44.80	6.40	5.20	79.20(14.00)
Yi-1.5-34B (AI et al., 2024)	34B	✓	30.08	24.80	39.20	7.20	3.20	76.00(14.40)
Yi-1.5-9B (AI et al., 2024)	9B	✓	29.20	22.00	39.20	8.00	2.80	74.00(11.20)
Qwen2.5-7B (Team, 2024)	7.61B	✓	28.80	24.40	34.00	8.00	2.00	75.60(13.60)
Qwen2-7B (Yang et al., 2024)	7.07B	✓	27.44	20.40	30.00	6.40	4.00	76.40(14.80)
Meta-Llama-3.1-8B (Dubey et al., 2024)	8B	✓	26.00	14.00	32.00	5.20	3.20	75.60(12.40)
Gemma-2-9b (Team, 2024)	9B	✓	25.52	16.80	35.20	6.00	2.80	66.80(14.80)
Meta-Llama-3-8B (AI@Meta, 2024)	8B	✓	24.96	14.40	28.00	6.00	2.00	74.40(12.80)
Mistral-7B-v0.1 (Jiang et al., 2023)	7B	✓	21.60	11.20	28.80	2.80	2.40	62.80(18.80)
Yi-1.5-6B (AI et al., 2024)	6B	✓	20.88	11.60	27.20	3.20	2.80	59.60(22.40)
MAP-Neo-7B (Zhang et al., 2024)	7B	✓	15.60	7.20	22.00	4.00	0.80	44.00(31.60)
Qwen2.5-1.5B (Team, 2024)	1.54B	✓	15.12	12.00	16.00	1.60	1.60	44.40(34.00)
OLMo-7B-0724-hf (Groeneveld et al., 2024)	7B	✓	14.80	4.80	22.00	1.20	0.80	45.20(19.60)
Gemma-2-2b (Team, 2024)	2B	✓	13.20	7.20	15.60	1.60	0.40	41.20(22.80)
Qwen2-1.5B (Yang et al., 2024)	1.54B	✓	12.32	8.80	15.20	0.80	1.20	35.60(36.80)
Qwen2-0.5B (Yang et al., 2024)	0.49B	✓	9.92	5.20	12.40	0.80	0.40	30.80(22.80)
Qwen2.5-0.5B (Team, 2024)	0.49B	✓	9.12	6.00	10.80	0.40	1.20	27.20(26.40)

Table 2: **Models Performance on KOR-Bench.** \*Note: The values in parentheses represent the proportion of real-life answers provided by the models in the counterfactual setting, with lower proportions being better; for all other values, higher proportions are better. For Chat models, the best result is indicated in **blue**; for Base models, the best result is indicated in **green**. For both, the second-best is **bold**, and the third-best results are in underline. Claude-3.5-Sonnet refers to version *claude-3-5-sonnet-20240620*. GPT-4o refers to version *gpt-4o-2024-05-13*. Gpt-4-Turbo refers to version *gpt-4-turbo-2024-04-09*. \*

their overall rule application remains strong. In contrast, lower-performing models tend to provide direct answers that lack the necessary reasoning process. Especially in the Cipher task, smaller models often output “Hello World” as the answer without any reasoning.

**Reasoning Tasks Performance.** Across the five types of reasoning tasks, models generally perform best on the Counterfactual reasoning task, indicating an apparent strength in literal reasoning com-

pared to tasks involving mathematical, logical, or theoretical reasoning. Following that, they also perform well on Operation and Logic reasoning tasks, which typically involve one or two levels of reasoning. However, the models struggle with Cipher and Puzzle reasoning tasks, with a maximum accuracy of **42.80%** on the Cipher task and just **16.80%** on the Puzzle task, revealing significant weaknesses in handling deeper reasoning challenges.

**Single Task Analysis.** Models frequently encounter difficulties in solving algebraic problems with unknowns but perform better in tasks requiring forward symbolic computation in Operation reasoning. In Logic reasoning, they often struggle to construct correct logical expressions due to the complexity of symbolic representation. In Cipher reasoning, errors fall into five categories: Position Mapping, Split Connection, Multi-Step Execution, Transpose Writing, and Mathematical Calculation, with the first, fourth, and fifth being the most prevalent. In Puzzle reasoning, models excel in single-solution problems but face challenges with multi-step reasoning and spatial relationships. In Counterfactual reasoning, as overall model accuracy increases, the ratio of real-life answers decreases, suggesting an error from the models’ fixed knowledge. Notably, the chat model’s real-life answer ratio remains under **15%**, while the base model improves to **36.8%** as its accuracy decreases (see Figure 5 and 6 in Appendix C for details). Appendix E provides case studies of errors for each task type.

## 6 FURTHER ANALYSIS

We select 16 models for a detailed analysis of their reasoning behaviors, including Claude-3.5-Sonnet, GPT-4o, DeepSeek-V2.5, and six model series: Meta-Llama-3.1, Qwen2.5, Qwen2, Yi, Command-R, and Mistral. For each series, we include one large model and one small model. The experiments aim to closely examine their characteristics, with further details and analysis provided in Appendix D.

### 6.1 STEPWISE PROMPTING ANALYSIS OF CIPHER TASK BOTTLENECKS

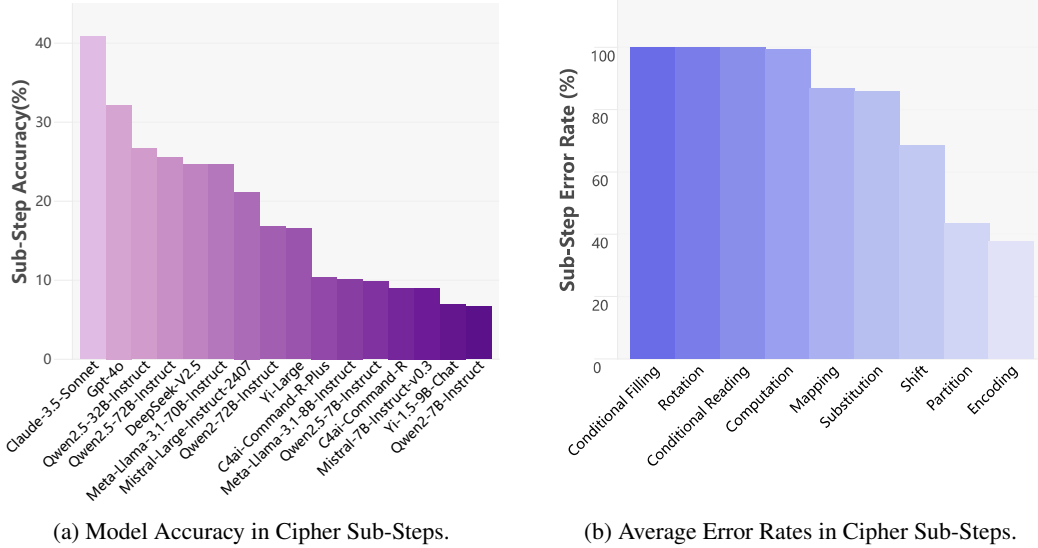


Figure 3: Analysis of Model Performance in Cipher Stepwise Prompting: (a) Accuracy and (b) Error Rates.

In Cipher reasoning task, we select five highly erroneous rules and by constructing a dataset containing sequential sub-steps, it allows us to perform stepwise prompting analysis to more precisely understand where the model encounters challenges and identify bottlenecks in the reasoning process. There are 9 types of these sub-steps, as detailed in Table 13. Figure 3 shows the accuracy of models on cipher sub-steps and the error rates across nine types of sub-steps. An example of dividing a problem into sub-steps is provided in the Appendix D.1.2. The results indicate that error



rates for **Encoding** and **Partition** are relatively low, suggesting these are not major factors affecting the Cipher reasoning process. Next, error rates for **Shift**, **Mapping**, and **Substitution** are higher, indicating that these sub-steps are more challenging. Error rates for **Calculation** are also high, suggesting that complex calculations can impact the reasoning process. Finally, error rates for **Rotation**, **Conditional Filling**, and **Conditional Reading** are nearly 100%, suggesting that spatial operations are a bottleneck in cipher task. The error rates of the model over the 9 types of sub-steps are detailed in Appendix D.1.3.

## 6.2 ANALYSIS ON SELF-CORRECTION

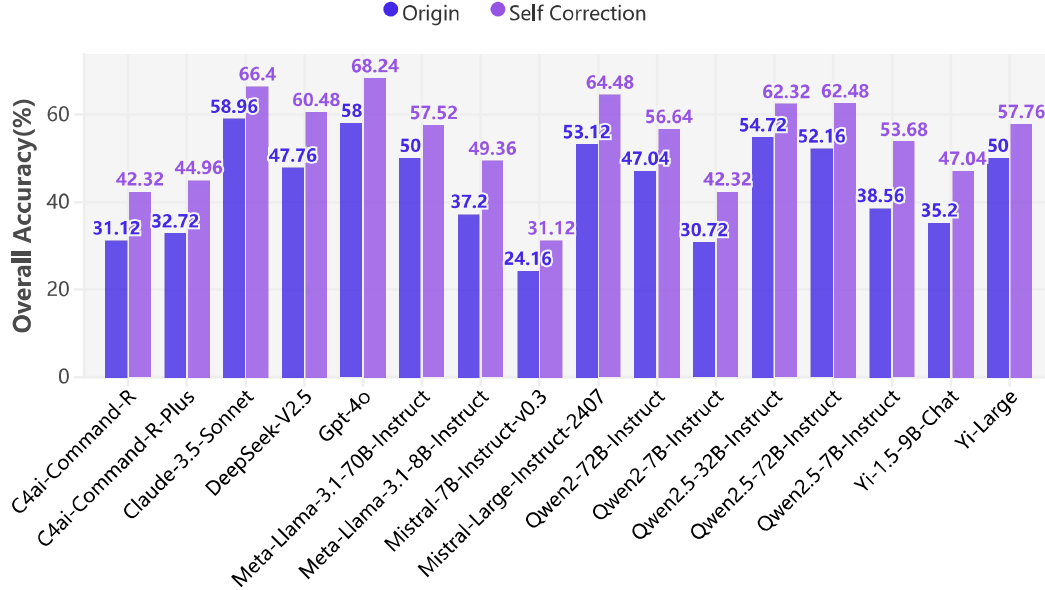


Figure 4: Self-Correction’s Impact on Overall Accuracy.

Figure 4 illustrates the results of model self-correction in KOR-Bench. With a maximum of 5 rounds, the history may exceed the model’s context window, requiring the extraction of the previous round’s response for re-input. This process involves identifying the relevant response for inclusion in the next input sequence. Appendix D.4.1 provides the self-correction prompt template used for this purpose. All models show a significant performance improvement after self-correction, with an average increase of **10.36%**. Detailed self-correction results are provided in the Appendix D.4.2. Figure 10 presents the correction rate from the model’s perspective, with a maximum of 5 rounds and thus 4 rounds of correction. Generally, the most significant correction effect is observed in the first two rounds, while subsequent rounds show limited improvement. Figure 11 shows the correction rate from the task category perspective, where the Counterfactual category achieves the highest correction rate, reaching **44.05%** in the first round and maintaining high rates across all four rounds. The other four task categories also exhibit strong correction effects in the first two rounds, with diminished impact in the last two rounds.

## 6.3 ANALYSIS ON COMPLEX TASK PROCESSING

The Complex Task Processing experiment focuses on evaluating the model’s capability to handle and apply a set of rules to solve multiple problems. The experiment features three different settings: (1) **Multi-Q: 1 rule, 1-10 questions**; (2) **Multi-R: 2-3 rules, 1 question**; (3) **Multi-RQ: 2-3 rules, 1-3 questions**. See Appendix D.5.1 for the prompt. Appendix D.5.2 outlines the associated evaluation settings. Each setting is composed of random combinations of five types of reasoning tasks, with **1000** examples per type. The model’s task is to accurately extract relevant information from the rules, perform in-depth reasoning, and efficiently solve problems across various task types.

Model	Size	Overall	Multi-Q	Multi-R	Multi-RQ
<i>Close Model</i>					
Claude-3.5-Sonnet	*	31.37 ( 43.24 )	23.40 ( 42.25 )	45.20	25.50 ( 42.28 )
Gpt-4o	*	21.80 (29.40)	15.00 (25.39)	<u>31.20</u>	<u>19.20</u> (31.62)
Yi-Large	*	<u>22.73</u> (31.11)	14.90 (29.09)	<b>33.40</b>	19.90 (30.85)
<i>Open Model</i>					
Deepseek-V2.5	236B	21.23 (31.12)	<u>16.50</u> (31.88)	28.70	18.50 (32.77)
Mistral-Large-Instruct-2407	123B	18.27 (26.31)	14.80 (27.91)	25.10	14.90 (25.92)
C4ai-Command-R-Plus-08-2024	104B	9.53 (17.37)	11.00 (22.94)	9.60	8.00 (19.58)
Qwen2-72B-Instruct	72.71B	17.73 (27.03)	14.70 (28.46)	24.60	13.90 (28.03)
Qwen2.5-72B-Instruct	72.7B	13.53 (21.26)	13.30 (25.58)	16.00	11.30 (22.20)
Meta-Llama-3.1-70B-Instruct	70B	17.60 (24.71)	14.70 (24.59)	23.90	14.20 (25.63)
Qwen2.5-32B-Instruct	32B	<b>23.97 (33.96)</b>	<b>20.00 (35.13)</b>	<b>33.40</b>	<b>19.90 (33.33)</b>
C4ai-Command-R-08-2024	32B	16.13 (23.64)	10.40 (21.79)	26.10	11.90 (23.03)
Yi-1.5-9B-Chat	9B	4.10 (9.47)	5.30 (16.16)	4.90	2.10 (7.33)
Meta-Llama-3.1-8B-Instruct	8B	7.00 (9.06)	7.60 (11.32)	8.10	5.30 (7.77)
Qwen2.5-7B-Instruct	7.61B	6.77 (12.34)	5.40 (13.79)	9.80	5.10 (13.42)
Qwen2-7B-Instruct	7.07B	7.47 (14.03)	7.50 (17.87)	8.90	6.00 (15.33)
Mistral-7B-Instruct-v0.3	7B	9.57 (15.52)	4.20 (13.36)	17.70	6.80 (15.50)

Table 3: **Evaluation of Model Performance Across Complex Task Processing Settings.** \*Note: The accuracy of the overall question is presented outside the parentheses, while the pass rate for individual sub-problems across multiple questions is indicated inside the parentheses. Multi-R Setting has multiple rules, but only one question, so the result has only one value. The best accuracy is shown in blue, the best pass rate is shown in green, the second-best accuracy and pass rate are both **bolded**, and the third-best accuracy and pass rate are both underlined. Claude-3.5-Sonnet refers to version *claude-3.5-sonnet-20240620*. GPT-4o refers to version *gpt-4o-2024-05-13*. Gpt-4-Turbo refers to version *gpt-4-turbo-2024-04-09*. \*

Table 3 displays the model performance. Claude-3.5-Sonnet consistently performs the best across all settings, demonstrating a robust overall capability and resilience against interference. Yi-Large and GPT-4o show similar performance. Mistral-7B-Instruct-v0.3 performs significantly worse in the Multi-Q setting compared to Multi-R and Multi-RQ, suggesting limitations in handling multiple problems simultaneously. C4ai-Command-R-Plus performs poorly in Multi-R and Multi-RQ settings, indicating weaknesses in multi-task switching.

#### 6.4 MORE EXPERIMENTS AND ANALYSES

Appendix D.2 provides an analysis of model performance after the introduction of the Trick field in the Puzzle task. Appendix D.3 gives the experimental setup and analysis of the Rule-Focused Attention Visualization based on Retrieval Head (Wu et al., 2024), which can be an effective tool for improving interpretability. The generated file is a PDF highlighting the attention distribution, which can also be utilized for future expansions of the vision version. Appendix F includes some generated examples for reference.

## 7 CONCLUSION

By maintaining independence from domain-specific knowledge, we introduce KOR-Bench to assess models’ intrinsic reasoning abilities across reading comprehension, learning, knowledge transfer, logical reasoning, and problem-solving. KOR-Bench includes five task types: Operation, Logic, Cipher, Puzzle, and Counterfactual, covering diverse reasoning challenges. Even advanced models like Claude-3.5-Sonnet and GPT-4o perform modestly, scoring 58.96% and 58.00% respectively, highlighting the benchmark’s difficulty. In the future, we plan to continuously update and expand the dataset. We will introduce dynamically configurable parameters, such as variable keys and text lengths in the Cipher reasoning task, to enhance the flexibility of generated rules and the depth of reasoning required. Additionally, we aim to add more observation dimensions to improve the evaluation of reasoning processes and extend the benchmark into the visual domain, developing it into a multimodal version.

## REPRODUCIBILITY STATEMENT

We have made significant efforts to ensure the reproducibility of our work on KOR-Bench and the associated experiments:

- **Dataset:** The complete KOR-Bench dataset, including all rules, questions and answers, will be made publicly available upon publication. Detailed information about the data collection process, annotation guidelines, and quality control measures are provided in [subsection 3.2](#).
- **Code:** We have developed and will release a comprehensive codebase that includes: Scripts for data loader; Implementation of all evaluation metrics; Code for running experiments.
- **Model Evaluation:** For all baseline models evaluated, we provide detailed specifications. For proprietary models, we specify the exact API versions used.
- **Reproducibility Challenges:** We acknowledge that exact reproduction of results for some proprietary models may be challenging due to potential API changes.

By providing these resources and detailed documentation, we aim to facilitate the reproduction of our results and encourage further research in this area. We welcome feedback from the community on any aspects that require additional clarification to ensure full reproducibility.

## ETHICS

Our research prioritizes ethical considerations in the development of the KOR-Bench dataset. We ensure that all data used is collected responsibly and that participant privacy is maintained. Additionally, we are committed to transparency in our methodology to prevent biases and promote fairness in the evaluation of models. We recognize the importance of ongoing ethical oversight as we refine and expand the dataset.

## REFERENCES

- Marah Abdin, Jyoti Aneja, Hany Awadalla, Ahmed Awadallah, Ammar Ahmad Awan, Nguyen Bach, Amit Bahree, Arash Bakhtiari, Jianmin Bao, Harkirat Behl, Alon Benhaim, Misha Bilenko, Johan Bjorck, Sébastien Bubeck, Martin Cai, Qin Cai, Vishrav Chaudhary, Dong Chen, Dongdong Chen, Weizhu Chen, Yen-Chun Chen, Yi-Ling Chen, Hao Cheng, Parul Chopra, Xiyang Dai, Matthew Dixon, Ronen Eldan, Victor Fragoso, Jianfeng Gao, Mei Gao, Min Gao, Amit Garg, Allie Del Giorno, Abhishek Goswami, Suriya Gunasekar, Emman Haider, Junheng Hao, Russell J. Hewett, Wenxiang Hu, Jamie Huynh, Dan Iter, Sam Ade Jacobs, Mojan Javaheripi, Xin Jin, Nikos Karampatziakis, Piero Kauffmann, Mahoud Khademi, Dongwoo Kim, Young Jin Kim, Lev Kurilenko, James R. Lee, Yin Tat Lee, Yuanzhi Li, Yunsheng Li, Chen Liang, Lars Liden, Xihui Lin, Zeqi Lin, Ce Liu, Liyuan Liu, Mengchen Liu, Weishung Liu, Xiaodong Liu, Chong Luo, Piyush Madan, Ali Mahmoudzadeh, David Majercak, Matt Mazzola, Caio César Teodoro Mendes, Arindam Mitra, Hardik Modi, Anh Nguyen, Brandon Norick, Barun Patra, Daniel Perez-Becker, Thomas Portet, Reid Pryzant, Heyang Qin, Marko Radmilac, Liliang Ren, Gustavo de Rosa, Corby Rosset, Sambudha Roy, Olatunji Ruwase, Olli Saarikivi, Amin Saied, Adil Salim, Michael Santacroce, Shital Shah, Ning Shang, Hiteshi Sharma, Yelong Shen, Swadheen Shukla, Xia Song, Masahiro Tanaka, Andrea Tupini, Praneetha Vaddamanu, Chunyu Wang, Guanhua Wang, Lijuan Wang, Shuohang Wang, Xin Wang, Yu Wang, Rachel Ward, Wen Wen, Philipp Witte, Haiping Wu, Xiaoxia Wu, Michael Wyatt, Bin Xiao, Can Xu, Jiahang Xu, Weijian Xu, Jilong Xue, Sonali Yadav, Fan Yang, Jianwei Yang, Yifan Yang, Ziyi Yang, Donghan Yu, Lu Yuan, Chenruidong Zhang, Cyril Zhang, Jianwen Zhang, Li Lyna Zhang, Yi Zhang, Yue Zhang, Yunan Zhang, and Xiren Zhou. Phi-3 technical report: A highly capable language model locally on your phone, 2024. URL <https://arxiv.org/abs/2404.14219>.
01. AI, :, Alex Young, Bei Chen, Chao Li, Chengen Huang, Ge Zhang, Guanwei Zhang, Heng Li, Jiangcheng Zhu, Jianqun Chen, Jing Chang, Kaidong Yu, Peng Liu, Qiang Liu, Shawn Yue, Senbin Yang, Shiming Yang, Tao Yu, Wen Xie, Wenhao Huang, Xiaohui Hu, Xiaoyi Ren, Xinyao Niu, Pengcheng Nie, Yuchi Xu, Yudong Liu, Yue Wang, Yuxuan Cai, Zhenyu Gu, Zhiyuan Liu, and Zonghong Dai. Yi: Open foundation models by 01.ai, 2024. URL <https://arxiv.org/abs/2403.04652>.

- AI@Meta. Llama 3 model card. 2024. URL [https://github.com/meta-llama/llama3/blob/main/MODEL\\_CARD.md](https://github.com/meta-llama/llama3/blob/main/MODEL_CARD.md).
- Anthropic. Claude 3.5 sonnet model card addendum, 2024. URL <https://www.paperswithcode.com/paper/claude-3-5-sonnet-model-card-addendum>. Accessed: 2024-09-21.
- Daman Arora, Himanshu Gaurav Singh, et al. Have llms advanced enough? a challenging problem solving benchmark for large language models. *arXiv preprint arXiv:2305.15074*, 2023.
- Yejin Bang, Samuel Cahyawijaya, Nayeon Lee, Wenliang Dai, Dan Su, Bryan Wilie, Holy Lovenia, Ziwei Ji, Tiezheng Yu, Willy Chung, et al. A multitask, multilingual, multimodal evaluation of chatgpt on reasoning, hallucination, and interactivity. *arXiv preprint arXiv:2302.04023*, 2023.
- Shmuel Berman, Baishakhi Ray, and Kathleen McKeown. Solving zebra puzzles using constraint-guided multi-agent systems. *arXiv preprint arXiv:2407.03956*, 2024.
- Ning Bian, Xianpei Han, Le Sun, Hongyu Lin, Yaojie Lu, Ben He, Shanshan Jiang, and Bin Dong. Chatgpt is a knowledgeable but inexperienced solver: An investigation of commonsense problem in large language models. *arXiv preprint arXiv:2303.16421*, 2023.
- Yejin Choi Bill Yuchen Lin, Ronan Le Bras. ZebraLogic: Benchmarking the logical reasoning ability of language models, 2024. URL <https://huggingface.co/spaces/allenai/ZebraLogic>.
- Nasim Borazjanizadeh, Roei Herzig, Trevor Darrell, Rogerio Feris, and Leonid Karlinsky. Navigating the labyrinth: Evaluating and enhancing llms’ ability to reason about search problems. *arXiv preprint arXiv:2406.12172*, 2024.
- Wenhu Chen, Hanwen Zha, Zhiyu Chen, Wenhan Xiong, Hong Wang, and William Wang. Hybridqa: A dataset of multi-hop question answering over tabular and textual data. *arXiv preprint arXiv:2004.07347*, 2020.
- Zeming Chen, Gail Weiss, Eric Mitchell, Asli Celikyilmaz, and Antoine Bosselut. Reckoning: reasoning through dynamic knowledge encoding. *Advances in Neural Information Processing Systems*, 36, 2024.
- Peter Clark, Isaac Cowhey, Oren Etzioni, Tushar Khot, Ashish Sabharwal, Carissa Schoenick, and Oyvind Tafjord. Think you have solved question answering? try arc, the ai2 reasoning challenge. *arXiv preprint arXiv:1803.05457*, 2018.
- Karl Cobbe, Vineet Kosaraju, Mohammad Bavarian, Mark Chen, Heewoo Jun, Lukasz Kaiser, Matthias Plappert, Jerry Tworek, Jacob Hilton, Reiichiro Nakano, et al. Training verifiers to solve math word problems, 2021. URL <https://arxiv.org/abs/2110.14168>, 2021.
- DeepSeek-AI. Deepseek-v2: A strong, economical, and efficient mixture-of-experts language model, 2024.
- Abhimanyu Dubey, Abhinav Jauhri, Abhinav Pandey, Abhishek Kadian, Ahmad Al-Dahle, Aiesha Letman, Akhil Mathur, Alan Schelten, Amy Yang, Angela Fan, et al. The llama 3 herd of models. *arXiv preprint arXiv:2407.21783*, 2024.
- Nouha Dziri, Ximing Lu, Melanie Sclar, Xiang Lorraine Li, Liwei Jiang, Bill Yuchen Lin, Peter West, Chandra Bhagavatula, Ronan Le Bras, Jena D Hwang, et al. Faith and fate: Limits of transformers on compositionality (2023). *arXiv preprint arXiv:2305.18654*, 2023.
- Dirk Groeneveld, Iz Beltagy, Pete Walsh, Akshita Bhagia, Rodney Kinney, Oyvind Tafjord, Ananya Harsh Jha, Hamish Ivison, Ian Magnusson, Yizhong Wang, Shane Arora, David Atkinson, Russell Authur, Khyathi Chandu, Arman Cohan, Jennifer Dumas, Yanai Elazar, Yuling Gu, Jack Hessel, Tushar Khot, William Merrill, Jacob Morrison, Niklas Muennighoff, Aakanksha Naik, Crystal Nam, Matthew E. Peters, Valentina Pyatkin, Abhilasha Ravichander, Dustin Schwenk, Saurabh Shah, Will Smith, Nishant Subramani, Mitchell Wortsman, Pradeep Dasigi, Nathan Lambert, Kyle Richardson, Jesse Dodge, Kyle Lo, Luca Soldaini, Noah A. Smith, and Hannaneh Hajishirzi. Olmo: Accelerating the science of language models. *Preprint*, 2024.

- Jiayi Gui, Yiming Liu, Jiale Cheng, Xiaotao Gu, Xiao Liu, Hongning Wang, Yuxiao Dong, Jie Tang, and Minlie Huang. Logicgame: Benchmarking rule-based reasoning abilities of large language models. *arXiv preprint arXiv:2408.15778*, 2024.
- Simeng Han, Hailey Schoelkopf, Yilun Zhao, Zhenting Qi, Martin Riddell, Luke Benson, Lucy Sun, Ekaterina Zubova, Yujie Qiao, Matthew Burtell, et al. Folio: Natural language reasoning with first-order logic. *arXiv preprint arXiv:2209.00840*, 2022.
- Dan Hendrycks, Collin Burns, Steven Basart, Andy Zou, Mantas Mazeika, Dawn Song, and Jacob Steinhardt. Measuring massive multitask language understanding. *arXiv preprint arXiv:2009.03300*, 2020.
- Dan Hendrycks, Collin Burns, Saurav Kadavath, Akul Arora, Steven Basart, Eric Tang, Dawn Song, and Jacob Steinhardt. Measuring mathematical problem solving with the math dataset. *arXiv preprint arXiv:2103.03874*, 2021.
- Yi Hu, Xiaojuan Tang, Haotong Yang, and Muhan Zhang. Case-based or rule-based: How do transformers do the math? *arXiv preprint arXiv:2402.17709*, 2024.
- Jie Huang and Kevin Chen-Chuan Chang. Towards reasoning in large language models: A survey. *arXiv preprint arXiv:2212.10403*, 2022.
- Albert Q. Jiang, Alexandre Sablayrolles, Arthur Mensch, Chris Bamford, Devendra Singh Chaplot, Diego de las Casas, Florian Bressand, Gianna Lengyel, Guillaume Lample, Lucile Saulnier, L  lio Renard Lavaud, Marie-Anne Lachaux, Pierre Stock, Teven Le Scao, Thibaut Lavril, Thomas Wang, Timoth  e Lacroix, and William El Sayed. Mistral 7b, 2023. URL <https://arxiv.org/abs/2310.06825>.
- Kuei-Chun Kao, Ruochen Wang, and Cho-Jui Hsieh. Solving for x and beyond: Can large language models solve complex math problems with more-than-two unknowns? *arXiv preprint arXiv:2407.05134*, 2024.
- Daniel Khashabi, Snigdha Chaturvedi, Michael Roth, Shyam Upadhyay, and Dan Roth. Looking beyond the surface: A challenge set for reading comprehension over multiple sentences. In *Proceedings of the 2018 Conference of the North American Chapter of the Association for Computational Linguistics: Human Language Technologies, Volume 1 (Long Papers)*, pp. 252–262, 2018.
- Eldar Kurtic, Amir Moeini, and Dan Alistarh. Mathador-lm: A dynamic benchmark for mathematical reasoning on large language models. *arXiv preprint arXiv:2406.12572*, 2024.
- Hanmeng Liu, Leyang Cui, Jian Liu, and Yue Zhang. Natural language inference in context—investigating contextual reasoning over long texts. In *Proceedings of the AAAI conference on artificial intelligence*, volume 35, pp. 13388–13396, 2021a.
- Hanmeng Liu, Jian Liu, Leyang Cui, Zhiyang Teng, Nan Duan, Ming Zhou, and Yue Zhang. Logiqa 2.0—an improved dataset for logical reasoning in natural language understanding. *IEEE/ACM Transactions on Audio, Speech, and Language Processing*, 2023.
- Jiashuo Liu, Zheyang Shen, Yue He, Xingxuan Zhang, Renzhe Xu, Han Yu, and Peng Cui. Towards out-of-distribution generalization: A survey. *arXiv preprint arXiv:2108.13624*, 2021b.
- Aaron Meurer, Christopher P. Smith, Mateusz Paprocki, Ond  rej   rt  k, Sergey B. Kirpichev, Matthew Rocklin, Amit Kumar, Sergiu Ivanov, Jason K. Moore, Sartaj Singh, Thilina Rathnayake, Sean Vig, Brian E. Granger, Richard P. Muller, Francesco Bonazzi, Harsh Gupta, Shivam Vats, Fredrik Johansson, Fabian Pedregosa, Matthew J. Curry, Andy R. Terrel,   t  p  n Rou  ka, Ashutosh Saboo, Isuru Fernando, Sumith Kulal, Robert Cimrman, and Anthony Scopatz. SymPy: symbolic computing in python. *PeerJ Computer Science*, 3:e103, January 2017. ISSN 2376-5992. doi: 10.7717/peerj-cs.103. URL <https://doi.org/10.7717/peerj-cs.103>.
- Chinmay Mittal, Krishna Kartik, Parag Singla, et al. Puzzlebench: Can llms solve challenging first-order combinatorial reasoning problems? *arXiv preprint arXiv:2402.02611*, 2024.



- Philipp Mondorf and Barbara Plank. Beyond accuracy: Evaluating the reasoning behavior of large language models—a survey. *arXiv preprint arXiv:2404.01869*, 2024.
- Andrew J Nam and James L McClelland. Systematic human learning and generalization from a brief tutorial with explanatory feedback. *Open Mind*, 8:148–176, 2024.
- OpenAI. Gpt-4 technical report. Technical report, OpenAI, 2023. URL <https://cdn.openai.com/papers/gpt-4.pdf>.
- OpenAI. Gpt-4o system card. Technical report, OpenAI, 2024. <https://www.openai.com/research/gpt-4o>.
- Nisarg Patel, Mohith Kulkarni, Mihir Parmar, Aashna Budhiraja, Mutsumi Nakamura, Neeraj Varshney, and Chitta Baral. Multi-logieval: Towards evaluating multi-step logical reasoning ability of large language models. *arXiv preprint arXiv:2406.17169*, 2024.
- C Pedersen, M Otokiak, I Koonoo, J Milton, E Maktar, A Anaviapik, M Milton, G Porter, A Scott, C Newman, et al. Sciq: an invitation and recommendations to combine science and inuit qauji-majatuqangit for meaningful engagement of inuit communities in research. *Arctic Science*, 6(3): 326–339, 2020.
- David Rein, Betty Li Hou, Asa Cooper Stickland, Jackson Petty, Richard Yuanzhe Pang, Julien Dirani, Julian Michael, and Samuel R Bowman. Gpqa: A graduate-level google-proof q&a benchmark. *arXiv preprint arXiv:2311.12022*, 2023.
- Abdelrahman Sadallah, Daria Kotova, Ekaterina Kochmar, et al. Are llms good cryptic crossword solvers? *arXiv preprint arXiv:2403.12094*, 2024.
- Soumadeep Saha, Sutanoya Chakraborty, Saptarshi Saha, and Utpal Garain. Language models are crossword solvers. *arXiv preprint arXiv:2406.09043*, 2024.
- Wangtao Sun, Chenxiang Zhang, Xueyou Zhang, Ziyang Huang, Haotian Xu, Pei Chen, Shizhu He, Jun Zhao, and Kang Liu. Beyond instruction following: Evaluating rule following of large language models. *arXiv preprint arXiv:2407.08440*, 2024.
- Alon Talmor, Jonathan Herzig, Nicholas Lourie, and Jonathan Berant. Commonsenseqa: A question answering challenge targeting commonsense knowledge. *arXiv preprint arXiv:1811.00937*, 2018.
- Gemini Team, Petko Georgiev, Ving Ian Lei, Ryan Burnell, Libin Bai, Anmol Gulati, Garrett Tanzer, Damien Vincent, Zhufeng Pan, Shibo Wang, Soroosh Mariooryad, Yifan Ding, Xinyang Geng, Fred Alcober, Roy Frostig, Mark Omernick, Lexi Walker, Cosmin Paduraru, Christina Sorokin, Andrea Tacchetti, Colin Gaffney, Samira Daruki, Olcan Sercinoglu, Zach Gleicher, Juliette Love, Paul Voigtlaender, Rohan Jain, Gabriela Surita, Kareem Mohamed, Rory Blevins, Junwhan Ahn, Tao Zhu, Kornaphop Kawintiranon, Orhan Firat, Yiming Gu, Yujing Zhang, Matthew Rahtz, Manaal Faruqi, Natalie Clay, Justin Gilmer, JD Co-Reyes, Ivo Penchev, Rui Zhu, Nobuyuki Morioka, Kevin Hui, Krishna Haridasan, Victor Campos, Mahdis Mahdieh, Mandy Guo, Samer Hassan, Kevin Kilgour, Arpi Vezer, Heng-Tze Cheng, Raoul de Liedekerke, Siddharth Goyal, Paul Barham, DJ Strouse, Seb Noury, Jonas Adler, Mukund Sundararajan, Sharad Vikram, Dmitry Lepikhin, Michela Paganini, Xavier Garcia, Fan Yang, Dasha Valter, Maja Trebacz, Kiran Vodrahalli, Chulayuth Asawaroengchai, Roman Ring, Norbert Kalb, Livio Baldini Soares, Siddhartha Brahma, David Steiner, Tianhe Yu, Fabian Mentzer, Antoine He, Lucas Gonzalez, Bibo Xu, Raphael Lopez Kaufman, Laurent El Shafey, Junhyuk Oh, Tom Hennigan, George van den Driessche, Seth Odoom, Mario Lucic, Becca Roelofs, Sid Lall, Amit Marathe, Betty Chan, Santiago Ontanon, Luheng He, Denis Teplyashin, Jonathan Lai, Phil Crone, Bogdan Damoc, Lewis Ho, Sebastian Riedel, Karel Lenc, Chih-Kuan Yeh, Aakanksha Chowdhery, Yang Xu, Mehran Kazemi, Ehsan Amid, Anastasia Petrushkina, Kevin Swersky, Ali Khodaei, Gowoon Chen, Chris Larkin, Mario Pinto, Geng Yan, Adria Puigdomenech Badia, Piyush Patil, Steven Hansen, Dave Orr, Sebastien M. R. Arnold, Jordan Grimstad, Andrew Dai, Sholto Douglas, Rishika Sinha, Vikas Yadav, Xi Chen, Elena Gribovskaya, Jacob Austin, Jeffrey Zhao, Kaushal Patel, Paul Komarek, Sophia Austin, Sebastian Borgeaud, Linda Friso, Abhimanyu Goyal, Ben Caine, Kris Cao, Da-Woon Chung, Matthew Lamm, Gabe Barth-Maron, Thais Kagohara, Kate Olszewska, Mia Chen, Kaushik Shivakumar, Rishabh Agarwal, Harshal Godhia, Ravi Rajwar, Javier Snider, Xerxes

Dotiwalla, Yuan Liu, Aditya Barua, Victor Ungureanu, Yuan Zhang, Bat-Orgil Batsaikhan, Mateo Wirth, James Qin, Ivo Danihelka, Tulsee Doshi, Martin Chadwick, Jilin Chen, Sanil Jain, Quoc Le, Arjun Kar, Madhu Gurumurthy, Cheng Li, Ruoxin Sang, Fangyu Liu, Lampros Lamprour, Rich Munoz, Nathan Lintz, Harsh Mehta, Heidi Howard, Malcolm Reynolds, Lora Aroyo, Quan Wang, Lorenzo Blanco, Albin Cassirer, Jordan Griffith, Dipanjan Das, Stephan Lee, Jakub Sygnowski, Zach Fisher, James Besley, Richard Powell, Zafarali Ahmed, Dominik Paulus, David Reitter, Zalan Borsos, Rishabh Joshi, Aedan Pope, Steven Hand, Vittorio Selo, Vihan Jain, Nikhil Sethi, Megha Goel, Takaki Makino, Rhys May, Zhen Yang, Johan Schalkwyk, Christina Butterfield, Anja Hauth, Alex Goldin, Will Hawkins, Evan Senter, Sergey Brin, Oliver Woodman, Marvin Ritter, Eric Noland, Minh Giang, Vijay Bolina, Lisa Lee, Tim Blyth, Ian Mackinnon, Machel Reid, Obaid Sarvana, David Silver, Alexander Chen, Lily Wang, Loren Maggiore, Oscar Chang, Nithya Attaluri, Gregory Thornton, Chung-Cheng Chiu, Oskar Bunyan, Nir Levine, Timothy Chung, Evgenii Eltyshv, Xiance Si, Timothy Lillicrap, Demetra Brady, Vaibhav Aggarwal, Boxi Wu, Yuanzhong Xu, Ross McIlroy, Kartikeya Badola, Paramjit Sandhu, Erica Moreira, Wojciech Stokowiec, Ross Hemsley, Dong Li, Alex Tudor, Pranav Shyam, Elahe Rahimtoroghi, Salem Haykal, Pablo Sprechmann, Xiang Zhou, Diana Mincu, Yujia Li, Ravi Addanki, Kalpesh Krishna, Xiao Wu, Alexandre Frechette, Matan Eyal, Allan Dafoe, Dave Lacey, Jay Whang, Thi Avrahami, Ye Zhang, Emanuel Taropa, Hanzhao Lin, Daniel Toyama, Eliza Rutherford, Motoki Sano, Hyun-Jeong Choe, Alex Tomala, Chalance Safranek-Shrader, Nora Kassner, Mantas Pajarskas, Matt Harvey, Sean Sechrist, Meire Fortunato, Christina Lyu, Gamaleldin Elsayed, Chenkai Kuang, James Lottes, Eric Chu, Chao Jia, Chih-Wei Chen, Peter Humphreys, Kate Baumli, Connie Tao, Rajkumar Samuel, Cicero Nogueira dos Santos, Anders Andreassen, Nemanja Rakićević, Dominik Grewe, Aviral Kumar, Stephanie Winkler, Jonathan Caton, Andrew Brock, Sid Dalmia, Hannah Sheahan, Iain Barr, Yingjie Miao, Paul Natsev, Jacob Devlin, Feryal Behbahani, Flavien Prost, Yanhua Sun, Artiom Myaskovsky, Thanumalayan Sankaranarayanan Pillai, Dan Hurt, Angeliki Lazaridou, Xi Xiong, Ce Zheng, Fabio Pardo, Xiaowei Li, Dan Horgan, Joe Stanton, Moran Ambar, Fei Xia, Alejandro Lince, Mingqiu Wang, Basil Mustafa, Albert Webson, Hyo Lee, Rohan Anil, Martin Wicke, Timothy Dozat, Abhishek Sinha, Enrique Piqueras, Elahe Dabir, Shyam Upadhyay, Anudhyan Boral, Lisa Anne Hendricks, Corey Fry, Josip Djolonga, Yi Su, Jake Walker, Jane Labanowski, Ronny Huang, Vedant Misra, Jeremy Chen, RJ Skerry-Ryan, Avi Singh, Shruti Rijhwani, Dian Yu, Alex Castro-Ros, Beer Changpinyo, Romina Datta, Sumit Bagri, Arnar Mar Hrafnkelsson, Marcello Maggioni, Daniel Zheng, Yury Sulsky, Shaobo Hou, Tom Le Paine, Antoine Yang, Jason Riesa, Dominika Rogozinska, Dror Marcus, Dalia El Badawy, Qiao Zhang, Luyu Wang, Helen Miller, Jeremy Greer, Lars Lowe Sjos, Azade Nova, Heiga Zen, Rahma Chaabouni, Mihaela Rosca, Jiepu Jiang, Charlie Chen, Ruibo Liu, Tara Sainath, Maxim Krikun, Alex Polozov, Jean-Baptiste Lespiau, Josh Newlan, Zeynep Cankara, Soo Kwak, Yunhan Xu, Phil Chen, Andy Coenen, Clemens Meyer, Katerina Tsihlias, Ada Ma, Juraj Gottweis, Jinwei Xing, Chenjie Gu, Jin Miao, Christian Frank, Zeynep Cankara, Sanjay Ganapathy, Ishita Dasgupta, Steph Hughes-Fitt, Heng Chen, David Reid, Keran Rong, Hongmin Fan, Joost van Amersfoort, Vincent Zhuang, Aaron Cohen, Shixiang Shane Gu, Anhad Mohananey, Anastasija Ilic, Taylor Tobin, John Wieting, Anna Bortsova, Phoebe Thacker, Emma Wang, Emily Caveness, Justin Chiu, Eren Sezener, Alex Kaskasoli, Steven Baker, Katie Millican, Mohamed Elhawaty, Kostas Aisopos, Carl Lebsack, Nathan Byrd, Hanjun Dai, Wenhao Jia, Matthew Wiethoff, El-naz Davoodi, Albert Weston, Lakshman Yagati, Arun Ahuja, Isabel Gao, Golan Pundak, Susan Zhang, Michael Azzam, Khe Chai Sim, Sergi Caelles, James Keeling, Abhanshu Sharma, Andy Swing, YaGuang Li, Chenxi Liu, Carrie Grimes Bostock, Yamini Bansal, Zachary Nado, Ankesh Anand, Josh Lipschultz, Abhijit Karmarkar, Lev Proleev, Abe Ittycheriah, Soheil Hassas Yeganeh, George Polovets, Aleksandra Faust, Jiao Sun, Alban Rrustemi, Pen Li, Rakesh Shivanna, Jeremiah Liu, Chris Welty, Federico Lebron, Anirudh Baddepudi, Sebastian Krause, Emilio Parisotto, Radu Soricut, Zheng Xu, Dawn Bloxwich, Melvin Johnson, Behnam Neyshabur, Justin Mao-Jones, Renshen Wang, Vinay Ramasesh, Zaheer Abbas, Arthur Guez, Constant Segal, Duc Dung Nguyen, James Svensson, Le Hou, Sarah York, Kieran Milan, Sophie Bridgers, Wiktor Gworek, Marco Tagliasacchi, James Lee-Thorp, Michael Chang, Alexey Guseynov, Ale Jakse Hartman, Michael Kwong, Ruizhe Zhao, Sheleem Kashem, Elizabeth Cole, Antoine Miech, Richard Tanburn, Mary Phuong, Filip Pavetic, Sebastien Cevey, Ramona Comanescu, Richard Ives, Sherry Yang, Cosmo Du, Bo Li, Zizhao Zhang, Mariko Iinuma, Clara Huiyi Hu, Aurko Roy, Shaan Bijwadia, Zhenkai Zhu, Danilo Martins, Rachel Saputro, Anita Gergely, Steven Zheng, Dawei Jia, Ioannis Antonoglou, Adam Sadovsky, Shane Gu, Yingying Bi, Alek Andreev, Sina Samangooei, Mina Khan, Tomas Kocisky, Angelos Filos, Chintu Kumar, Colton Bishop, Adams

Yu, Sarah Hodkinson, Sid Mittal, Premal Shah, Alexandre Moufarek, Yong Cheng, Adam Blo-niarz, Jaehoon Lee, Pedram Pejman, Paul Michel, Stephen Spencer, Vladimir Feinberg, Xuehan Xiong, Nikolay Savinov, Charlotte Smith, Siamak Shakeri, Dustin Tran, Mary Chesus, Bernd Bohnet, George Tucker, Tamara von Glehn, Carrie Muir, Yiran Mao, Hideto Kazawa, Ambrose Slone, Kedar Soparkar, Disha Shrivastava, James Cobon-Kerr, Michael Sharman, Jay Pavagadhi, Carlos Araya, Karolis Misiunas, Nimesh Ghelani, Michael Laskin, David Barker, Qiuji Li, An-ton Briukhov, Neil Houlsby, Mia Glaese, Balaji Lakshminarayanan, Nathan Schucher, Yunhao Tang, Eli Collins, Hyeontaek Lim, Fangxiaoyu Feng, Adria Recasens, Guangda Lai, Alberto Magni, Nicola De Cao, Aditya Siddhant, Zoe Ashwood, Jordi Orbay, Mostafa Dehghani, Jenny Brennan, Yifan He, Kelvin Xu, Yang Gao, Carl Saroufim, James Molloy, Xinyi Wu, Seb Arnold, Solomon Chang, Julian Schrittwieser, Elena Buchatskaya, Soroush Radpour, Martin Polacek, Skye Giordano, Ankur Bapna, Simon Tokumine, Vincent Hellendoorn, Thibault Sottiaux, Sarah Cogan, Aliaksei Severyn, Mohammad Saleh, Shantanu Thakoor, Laurent Shefey, Siyuan Qiao, Meenu Gaba, Shuo yiin Chang, Craig Swanson, Biao Zhang, Benjamin Lee, Paul Kishan Ruben-stein, Gan Song, Tom Kwiatkowski, Anna Koop, Ajay Kannan, David Kao, Parker Schuh, Axel Stjerngren, Golnaz Ghiasi, Gena Gibson, Luke Vilnis, Ye Yuan, Felipe Tiengo Ferreira, Aish-warya Kamath, Ted Klimenko, Ken Franko, Kefan Xiao, Indro Bhattacharya, Miteyan Patel, Rui Wang, Alex Morris, Robin Strudel, Vivek Sharma, Peter Choy, Sayed Hadi Hashemi, Jessica Landon, Mara Finkelstein, Priya Jhakra, Justin Frye, Megan Barnes, Matthew Mauger, Dennis Daun, Khushen Baatarsukh, Matthew Tung, Wael Farhan, Henryk Michalewski, Fabio Viola, Fe-lix de Chaumont Quitry, Charline Le Lan, Tom Hudson, Qingze Wang, Felix Fischer, Ivy Zheng, Elspeth White, Anca Dragan, Jean baptiste Alayrac, Eric Ni, Alexander Pritzel, Adam Iwan-icki, Michael Isard, Anna Bulanova, Lukas Zilka, Ethan Dyer, Devendra Sachan, Srivatsan Srini-vasan, Hannah Muckenhirn, Honglong Cai, Amol Mandhane, Mukarram Tariq, Jack W. Rae, Gary Wang, Kareem Ayoub, Nicholas FitzGerald, Yao Zhao, Woohyun Han, Chris Alberti, Dan Gar-rette, Kashyap Krishnakumar, Mai Gimenez, Anselm Levskaya, Daniel Sohn, Josip Matak, Inaki Iturrate, Michael B. Chang, Jackie Xiang, Yuan Cao, Nishant Ranka, Geoff Brown, Adrian Hut-ter, Vahab Mirrokni, Nanxin Chen, Kaisheng Yao, Zoltan Egyed, Francois Galilee, Tyler Liechty, Praveen Kallakuri, Evan Palmer, Sanjay Ghemawat, Jasmine Liu, David Tao, Chloe Thornton, Tim Green, Mimi Jasarevic, Sharon Lin, Victor Cotruta, Yi-Xuan Tan, Noah Fiedel, Hongkun Yu, Ed Chi, Alexander Neitz, Jens Heitkaemper, Anu Sinha, Denny Zhou, Yi Sun, Charbel Kaed, Brice Hulse, Swaroop Mishra, Maria Georgaki, Sneha Kudugunta, Clement Farabet, Izhak Shafran, Daniel Vlasic, Anton Tsitsulin, Rajagopal Ananthanarayanan, Alen Carin, Guolong Su, Pei Sun, Shashank V, Gabriel Carvajal, Josef Broder, Iulia Comsa, Alena Repina, William Wong, Warren Weilun Chen, Peter Hawkins, Egor Filonov, Lucia Loher, Christoph Hirnschall, Weiye Wang, Jingchen Ye, Andrea Burns, Hardie Cate, Diana Gage Wright, Federico Piccinini, Lei Zhang, Chu-Cheng Lin, Ionel Gog, Yana Kulizhskaya, Ashwin Sreevatsa, Shuang Song, Luis C. Cobo, Anand Iyer, Chetan Tekur, Guillermo Garrido, Zhuyun Xiao, Rupert Kemp, Huaixiu Steven Zheng, Hui Li, Ananth Agarwal, Christel Ngani, Kati Goshvadi, Rebeca Santamaria-Fernandez, Wojciech Fica, Xinyun Chen, Chris Gorgolewski, Sean Sun, Roopal Garg, Xinyu Ye, S. M. Ali Eslami, Nan Hua, Jon Simon, Pratik Joshi, Yelin Kim, Ian Tenney, Sahitya Potluri, Lam Nguyen Thiet, Quan Yuan, Florian Luisier, Alexandra Chronopoulou, Salvatore Scellato, Praveen Srini-vasan, Minmin Chen, Vinod Koverkathu, Valentin Dalibard, Yaming Xu, Brennan Saeta, Keith Anderson, Thibault Sellam, Nick Fernando, Fantine Huot, Junehyuk Jung, Mani Varadarajan, Michael Quinn, Amit Raul, Maigo Le, Ruslan Habalov, Jon Clark, Komal Jalan, Kalesha Bullard, Achintya Singhal, Thang Luong, Boyu Wang, Sujevan Rajayogam, Julian Eisenschlos, Johnson Jia, Daniel Finchelstein, Alex Yakubovich, Daniel Balle, Michael Fink, Sameer Agarwal, Jing Li, Dj Dvijotham, Shalini Pal, Kai Kang, Jaclyn Konzelmann, Jennifer Beattie, Olivier Dousse, Di-ane Wu, Remi Crocker, Chen Elkind, Siddhartha Reddy Jonnalagadda, Jong Lee, Dan Holtmann-Rice, Krystal Kallarakal, Rosanne Liu, Denis Vnukov, Neera Vats, Luca Invernizzi, Mohsen Jafari, Huanjie Zhou, Lilly Taylor, Jennifer Prendki, Marcus Wu, Tom Eccles, Tianqi Liu, Kavya Kopparapu, Francoise Beaufays, Christof Angermueller, Andreea Marzoca, Shourya Sarcar, Hil-al Dib, Jeff Stanway, Frank Perbet, Nejc Trdin, Rachel Sterneck, Andrey Khorlin, Dinghua Li, Xihui Wu, Sonam Goenka, David Madras, Sasha Goldshtein, Willi Gierke, Tong Zhou, Yaxin Liu, Yannie Liang, Anais White, Yunjie Li, Shreya Singh, Sanaz Bahargam, Mark Epstein, Sujoy Basu, Li Lao, Adnan Ozturk, Carl Crous, Alex Zhai, Han Lu, Zora Tung, Neeraj Gaur, Alanna Walton, Lucas Dixon, Ming Zhang, Amir Globerson, Grant Uy, Andrew Bolt, Olivia Wiles, Mi-lad Nasr, Ilia Shumailov, Marco Selvi, Francesco Piccinno, Ricardo Aguilar, Sara McCarthy, Misha Khalman, Mrinal Shukla, Vlado Galic, John Carpenter, Kevin Vilella, Haibin Zhang,

Harry Richardson, James Martens, Matko Bosnjak, Shreyas Rammohan Belle, Jeff Seibert, Mahmoud Alnahlawi, Brian McWilliams, Sankalp Singh, Annie Louis, Wen Ding, Dan Popovici, Lenin Simicich, Laura Knight, Pulkit Mehta, Nishesh Gupta, Chongyang Shi, Saaber Fatehi, Jovana Mitrovic, Alex Grills, Joseph Pagadora, Dessie Petrova, Danielle Eisenbud, Zhishuai Zhang, Damion Yates, Bhavishya Mittal, Nilesh Tripuraneni, Yannis Assael, Thomas Brovelli, Prateek Jain, Mihajlo Velimirovic, Canfer Akbulut, Jiaqi Mu, Wolfgang Macherey, Ravin Kumar, Jun Xu, Haroon Qureshi, Gheorghe Comanici, Jeremy Wiesner, Zhitao Gong, Anton Ruddock, Matthias Bauer, Nick Felt, Anirudh GP, Anurag Arnab, Dustin Zelle, Jonas Rothfuss, Bill Rosgen, Ashish Shenoy, Bryan Seybold, Xinjian Li, Jayaram Mudigonda, Goker Erdogan, Jiawei Xia, Jiri Simsa, Andrea Michi, Yi Yao, Christopher Yew, Steven Kan, Isaac Caswell, Carey Radebaugh, Andre Elisseeff, Pedro Valenzuela, Kay McKinney, Kim Paterson, Albert Cui, Eri Latorre-Chimoto, Solomon Kim, William Zeng, Ken Durden, Priya Ponnappalli, Tiberiu Sosea, Christopher A. Choquette-Choo, James Manyika, Brona Robenek, Harsha Vashisht, Sebastien Pereira, Hoi Lam, Marko Velic, Denese Owusu-Afriyie, Katherine Lee, Tolga Bolukbasi, Alicia Parrish, Shawn Lu, Jane Park, Balaji Venkatraman, Alice Talbert, Lambert Rosique, Yuchung Cheng, Andrei Sozanschi, Adam Paszke, Praveen Kumar, Jessica Austin, Lu Li, Khalid Salama, Wooyeol Kim, Nandita Dukkhipati, Anthony Baryshnikov, Christos Kaplanis, XiangHai Sheng, Yuri Chervonyi, Caglar Unlu, Diego de Las Casas, Harry Askham, Kathryn Tunyasuvunakool, Felix Gimeno, Siim Poder, Chester Kwak, Matt Miecniowski, Vahab Mirrokni, Alek Dimitriev, Aaron Parisi, Dangyi Liu, Tomy Tsai, Toby Shevlane, Christina Kouridi, Drew Garmon, Adrian Goedeckemeyer, Adam R. Brown, Anitha Vijayakumar, Ali Elqursh, Sadegh Jazayeri, Jin Huang, Sara Mc Carthy, Jay Hoover, Lucy Kim, Sandeep Kumar, Wei Chen, Courtney Biles, Garrett Bingham, Evan Rosen, Lisa Wang, Qijun Tan, David Engel, Francesco Pongetti, Dario de Cesare, Dongseong Hwang, Lily Yu, Jennifer Pullman, Srini Narayanan, Kyle Levin, Siddharth Gopal, Megan Li, Asaf Aharoni, Trieu Trinh, Jessica Lo, Norman Casagrande, Roopali Vij, Loic Matthey, Bramandia Ramadhana, Austin Matthews, CJ Carey, Matthew Johnson, Kremena Goranova, Rohin Shah, Shereen Ashraf, Kingshuk Dasgupta, Rasmus Larsen, Yicheng Wang, Manish Reddy Vuyyuru, Chong Jiang, Joana Ijazi, Kazuki Osawa, Celine Smith, Ramya Sree Boppana, Taylan Bilal, Yuma Koizumi, Ying Xu, Yasemin Altun, Nir Shabat, Ben Bariach, Alex Korchemniy, Kiam Choo, Olaf Ronneberger, Chimezie Iwuanyanwu, Shubin Zhao, David Soergel, Cho-Jui Hsieh, Irene Cai, Shariq Iqbal, Martin Sundermeyer, Zhe Chen, Elie Bursztein, Chaitanya Malaviya, Fadi Biadisy, Prakash Shroff, Inderjit Dhillon, Tejasi Latkar, Chris Dyer, Hannah Forbes, Massimo Nicosia, Vitaly Nikolaev, Somer Greene, Marin Georgiev, Pidong Wang, Nina Martin, Hanie Sedghi, John Zhang, Praseem Banzal, Doug Fritz, Vikram Rao, Xuezhi Wang, Jiageng Zhang, Viorica Patraucean, Dayou Du, Igor Mordatch, Ivan Jurin, Lewis Liu, Ayush Dubey, Abhi Mohan, Janek Nowakowski, Vlad-Doru Ion, Nan Wei, Reiko Tojo, Maria Abi Raad, Drew A. Hudson, Vaishakh Keshava, Shubham Agrawal, Kevin Ramirez, Zhichun Wu, Hoang Nguyen, Ji Liu, Madhavi Sewak, Bryce Pettrini, DongHyun Choi, Ivan Philips, Ziyue Wang, Ioana Bica, Ankush Garg, Jarek Wilkiewicz, Priyanka Agrawal, Xiaowei Li, Danhao Guo, Emily Xue, Naseer Shaik, Andrew Leach, Sath MNM Khan, Julia Wiesinger, Sammy Jerome, Abhishek Chakladar, Alek Wenjiao Wang, Tina Ornduff, Folake Abu, Alireza Ghaffarkhah, Marcus Wainwright, Mario Cortes, Frederick Liu, Joshua Maynez, Andreas Terzis, Pouya Samangouei, Riham Mansour, Tomasz Kępa, François-Xavier Aubet, Anton Algymr, Dan Banica, Agoston Weisz, Andras Orban, Alexandre Senges, Ewa Andrejczuk, Mark Geller, Niccolo Dal Santo, Valentin Anklin, Majd Al Mery, Martin Bauml, Trevor Strohman, Junwen Bai, Slav Petrov, Yonghui Wu, Demis Hassabis, Koray Kavukcuoglu, Jeffrey Dean, and Oriol Vinyals. Gemini 1.5: Unlocking multimodal understanding across millions of tokens of context, 2024. URL <https://arxiv.org/abs/2403.05530>.

Gemma Team. Gemma. 2024. doi: 10.34740/KAGGLE/M/3301. URL <https://www.kaggle.com/m/3301>.

Mistral AI team. Mistral large 2, 2024. URL <https://mistral.ai/news/mistral-large-2407/>. Accessed: 2024-07-24.

Qwen Team. Qwen2.5: A party of foundation models, September 2024. URL <https://qwenlm.github.io/blog/qwen2.5/>.

Jidong Tian, Yitian Li, Wenqing Chen, Liqiang Xiao, Hao He, and Yaohui Jin. Diagnosing the first-order logical reasoning ability through logicnli. In *Proceedings of the 2021 Conference on Empirical Methods in Natural Language Processing*, pp. 3738–3747, 2021.

- Graham Todd, Tim Merino, Sam Earle, and Julian Togelius. Missed connections: Lateral thinking puzzles for large language models. *arXiv preprint arXiv:2404.11730*, 2024.
- Nemika Tyagi, Mihir Parmar, Mohith Kulkarni, Aswin RRV, Nisarg Patel, Mutsumi Nakamura, Arindam Mitra, and Chitta Baral. Step-by-step reasoning to solve grid puzzles: Where do llms falter? *arXiv preprint arXiv:2407.14790*, 2024.
- Yubo Wang, Xueguang Ma, Ge Zhang, Yuansheng Ni, Abhranil Chandra, Shiguang Guo, Weiming Ren, Aaran Arulraj, Xuan He, Ziyang Jiang, et al. Mmlu-pro: A more robust and challenging multi-task language understanding benchmark. *arXiv preprint arXiv:2406.01574*, 2024.
- Tianwen Wei, Jian Luan, Wei Liu, Shuang Dong, and Bin Wang. Cmath: Can your language model pass chinese elementary school math test? *arXiv preprint arXiv:2306.16636*, 2023.
- Wenhao Wu, Yizhong Wang, Guangxuan Xiao, Hao Peng, and Yao Fu. Retrieval head mechanistically explains long-context factuality. *arXiv preprint arXiv:2404.15574*, 2024.
- Zhaofeng Wu, Linlu Qiu, Alexis Ross, Ekin Akyürek, Boyuan Chen, Bailin Wang, Najoung Kim, Jacob Andreas, and Yoon Kim. Reasoning or reciting? exploring the capabilities and limitations of language models through counterfactual tasks. *arXiv preprint arXiv:2307.02477*, 2023.
- Jian Xie, Kai Zhang, Jiangjie Chen, Tinghui Zhu, Renze Lou, Yuandong Tian, Yanghua Xiao, and Yu Su. Travelplanner: A benchmark for real-world planning with language agents. *arXiv preprint arXiv:2402.01622*, 2024.
- Xin Xu, Tong Xiao, Zitong Chao, Zhenya Huang, Can Yang, and Yang Wang. Can llms solve longer math word problems better? *arXiv preprint arXiv:2405.14804*, 2024.
- An Yang, Baosong Yang, Binyuan Hui, Bo Zheng, Bowen Yu, Chang Zhou, Chengpeng Li, Chengyuan Li, Dayiheng Liu, Fei Huang, Guanting Dong, Haoran Wei, Huan Lin, Jialong Tang, Jialin Wang, Jian Yang, Jianhong Tu, Jianwei Zhang, Jianxin Ma, Jianxin Yang, Jin Xu, Jingren Zhou, Jinze Bai, Jinzheng He, Junyang Lin, Kai Dang, Keming Lu, Keqin Chen, Kexin Yang, Mei Li, Mingfeng Xue, Na Ni, Pei Zhang, Peng Wang, Ru Peng, Rui Men, Ruize Gao, Runji Lin, Shijie Wang, Shuai Bai, Sinan Tan, Tianhang Zhu, Tianhao Li, Tianyu Liu, Wenbin Ge, Xiaodong Deng, Xiaohuan Zhou, Xingzhang Ren, Xinyu Zhang, Xipin Wei, Xuancheng Ren, Xuejing Liu, Yang Fan, Yang Yao, Yichang Zhang, Yu Wan, Yunfei Chu, Yuqiong Liu, Zeyu Cui, Zhenru Zhang, Zhifang Guo, and Zhihao Fan. Qwen2 technical report, 2024. URL <https://arxiv.org/abs/2407.10671>.
- Zhilin Yang, Peng Qi, Saizheng Zhang, Yoshua Bengio, William W Cohen, Ruslan Salakhutdinov, and Christopher D Manning. Hotpotqa: A dataset for diverse, explainable multi-hop question answering. *arXiv preprint arXiv:1809.09600*, 2018.
- Chiyuan Zhang, Daphne Ippolito, Katherine Lee, Matthew Jagielski, Florian Tramèr, and Nicholas Carlini. Counterfactual memorization in neural language models. *Advances in Neural Information Processing Systems*, 36:39321–39362, 2023.
- Ge Zhang, Scott Qu, Jiaheng Liu, Chenchen Zhang, Chenghua Lin, Chou Leuang Yu, Danny Pan, Esther Cheng, Jie Liu, Qunshu Lin, Raven Yuan, Tuney Zheng, Wei Pang, Xinrun Du, Yiming Liang, Yinghao Ma, Yizhi Li, Ziyang Ma, Bill Lin, Emmanouil Benetos, Huan Yang, Junting Zhou, Kaijing Ma, Minghao Liu, Morry Niu, Noah Wang, Quehry Que, Ruibo Liu, Sine Liu, Shawn Guo, Soren Gao, Wangchunshu Zhou, Xinyue Zhang, Yizhi Zhou, Yubo Wang, Yuelin Bai, Yuhang Zhang, Yuxiang Zhang, Zenith Wang, Zhenzhu Yang, Zijian Zhao, Jiajun Zhang, Wanli Ouyang, Wenhao Huang, and Wenhui Chen. Map-neo: Highly capable and transparent bilingual large language model series. *arXiv preprint arXiv: 2405.19327*, 2024.
- Huaxiu Steven Zheng, Swaroop Mishra, Hugh Zhang, Xinyun Chen, Minmin Chen, Azade Nova, Le Hou, Heng-Tze Cheng, Quoc V Le, Ed H Chi, et al. Natural plan: Benchmarking llms on natural language planning. *arXiv preprint arXiv:2406.04520*, 2024.



## Appendix

<b>A Details of KOR-Bench</b>	20
A.1 Rule Distribution Across Task Types . . . . .	20
A.2 Answer Format Distribution Across Task Types . . . . .	20
A.3 Statistical Overview of Input and Output Tokens . . . . .	20
A.4 Detailed Extraction and Evaluation . . . . .	22
A.5 Summary of Rule Descriptions for Five Task Types . . . . .	22
<b>B Prompt Templates</b>	28
B.1 Operation Prompt . . . . .	28
B.2 Logic Prompt . . . . .	29
B.3 Cipher Prompt . . . . .	30
B.4 Puzzle Prompt . . . . .	31
B.5 Counterfactual Prompt . . . . .	32
<b>C Analysis of Real-life Answer Ratios for Counterfactual Task</b>	33
<b>D Details of Further Analysis</b>	34
D.1 Stepwise Prompting Analysis of Cipher Task Bottlenecks . . . . .	34
D.1.1 Detailed Explanations of Nine Key Sub-Step Types . . . . .	34
D.1.2 Example of a Cipher Question Split into Sub-Steps . . . . .	35
D.1.3 Model Results on Sub-Step Error Rates . . . . .	36
D.2 Impact Analysis of Tricks on Puzzle Task Performance . . . . .	38
D.2.1 A Case Study of Incorporating Tricks in Puzzle Reasoning Task . . . . .	38
D.3 Attention Focus Visualisation . . . . .	39
D.4 Analysis on Self-Correction . . . . .	40
D.4.1 Self Correction Prompt Template . . . . .	40
D.4.2 Impact of Round Count on Self-Correction Accuracy . . . . .	40
D.5 Analysis on Complex Task Processing . . . . .	42
D.5.1 Complex Task Processing Prompt . . . . .	42
D.5.2 Complex Task Processing Evaluation . . . . .	42
<b>E Fun-Filled Analysis of Slip-Ups</b>	43
E.1 Operation Error Cases Analysis . . . . .	44
E.2 Logic Error Cases Analysis . . . . .	49
E.3 Cipher Error Cases Analysis . . . . .	59
E.4 Puzzle Error Cases Analysis . . . . .	72
E.5 Counterfactual Error Cases Analysis . . . . .	81
<b>F Attention Focus Visualisation Cases</b>	85
F.1 Cases for Qwen2.5-7B-Instruct . . . . .	85
F.2 Cases for Qwen2.5-72B-Instruct . . . . .	85

## A DETAILS OF KOR-BENCH

### A.1 RULE DISTRIBUTION ACROSS TASK TYPES

The following table 4 shows the distribution of rule counts across categories within the five task types.

Category	Subcategory	Description	Rule Count	Total Rules	Total Questions
Operation	Basic Level	Elementary arithmetic	6	25	250
		Power and square root	2		
	Advanced Level	Exponential and logarithmic	4		
		Operation on complex numbers	2		
		Derivative	3		
		Operation on sets	1		
	Challenging Level	Calculus	4		
Logic	Formal Logic	Operation on matrices	3	25	250
		Propositional Logic	5		
		Predicate Logic	5		
		Modal Logic	5		
		Inductive Logic	5		
Cipher	Informal Logic	Informal Logic	5	25	250
	Classical Cryptography	Monoalphabetic Cipher	5		
		Polyalphabetic Cipher	5		
		Polygraphic Cipher	5		
		Transposition Cipher	5		
	Modern Cryptography	Symmetric Cipher	2		
		Asymmetric Cipher	2		
		Hash Function Cipher	1		
Puzzle	Verbal	Verbal only	6	25	250
		Verbal & Mathematical	1		
		Verbal & Spatial	2		
	Mathematical	Mathematical only	2		
		Mathematical & Spatial	11		
	Spatial	Spatial only	3		
Counterfactual			25	25	250
Total				125	1250

Table 4: **Statistical Overview of Rule Distribution.** This table presents the hierarchical categorization of rules within five task categories, including subcategories and tertiary classifications, along with their corresponding rule counts.

### A.2 ANSWER FORMAT DISTRIBUTION ACROSS TASK TYPES

Table 5 gives explanations and examples of the five answer formats.

Table 6 shows the distribution of different categories of answer formats across the five task types.

### A.3 STATISTICAL OVERVIEW OF INPUT AND OUTPUT TOKENS

Table 7 presents the number of input and output tokens generated by GPT-4o across the five task types. The tokenizer used is the *cl100k\_base* from OpenAI’s tiktoken library, which is specifically designed for efficiently encoding and decoding text for GPT-4 and GPT-3.5 models.

Category	Explanation	Cases
<b>Numerical Response(NR)</b>	An answer format that contains one or more numeric values and contains only purely numeric values.	[[13/3]], [[24]], [[4]]
<b>Mathematical Expression(ME)</b>	An answer format that uses mathematical notations, symbols, and operations to represent a relationship or equation.	[[ $2x \sin(x) + x^2 \cos(x)$ ]], [[ $3/3 + 2/1 - 5 - 3 = -5$ ]], [[ $X \leq 10$ ]]
<b>Textual Response(TR)</b>	An answer format composed entirely of text, including complete sentences or other paragraphs of characters.	[[I]], [[ $\$1\%34!*:2@$ ]], [[34bc62069e2e2aea55ab13]]
<b>Multiple Choice(MC)</b>	An answer format in which one of a set of multiple choices is selected as the answer.	[[A]], [[B]], [[C]]
<b>Structured Data(SD)</b>	An answer format that organises the output into a specific structure set by the question.	[[ $O = 3, N = 9, E = 2$ ]], [[((2, 7), (12, 17))]], [[12 6 9 4, 15 9 4 7, 2 7 2 1]]

Table 5: **Explanation and Examples of Answer Formats.** This table provides explanations and examples for the five answer formats.

Category	Numerical Response	Mathematical Expression	Textual Response	Multiple Choice	Structured Data
<b>Operation</b>	177 (70.80%)	43(17.20%)	-	-	30 (12.00%)
<b>Logic</b>	13 (5.20%)	-	87 (34.80%)	150 (60.00%)	-
<b>Cipher</b>	-	-	250 (100.00%)	-	-
<b>Puzzle</b>	10 (4.00%)	30 (12.00%)	40 (16.00%)	-	170 (68.00%)
<b>Counterfactual</b>	-	-	-	250 (100.00%)	-

Table 6: **Statistical Overview of Answer Format Distribution.** This table shows several answer formats and their numbers and percentages for the five types of tasks.

Category	Input Tokens		Output Tokens	
	Mean	Std. Dev.	Mean	Std. Dev.
Operation	179.51	27.28	316.52	157.94
Logic	628.18	169.04	230.23	237.57
Cipher	823.41	409.16	451.24	340.77
Puzzle	345.38	102.84	629.14	288.03
Counterfactual	1138.23	417.67	68.332	50.96

Table 7: **Token Statistics for KOR-Bench.** This table shows the mean and standard deviation of the number of input and output tokens for GPT-4o for each type of task problem.

#### A.4 DETAILED EXTRACTION AND EVALUATION

To ensure evaluation accuracy, we establish a set of detailed extraction rules. First, we use the regular expression  $\text{r}' \backslash \left[ \left[ \backslash s * ( . * ? ) \backslash s * \backslash \right] \backslash \right]'$  to parse the output, attempting to match the content within double brackets. If this fails, we try to match single brackets and clean the extracted result, including removing quotation marks, line breaks, and spaces. To further enhance the precision of the analysis, we tailor the evaluation script based on the characteristics of the model output and specific rules. Below are some of the main settings:

- **Multiple Answer Handling:** If the question allows multiple answers separated by “or”, we remove the “[[]]” and split both the response and the answer by “or”. Then, we trim the whitespace, sort the resulting parts, and compare the sorted lists to determine if they match.
- **Mathematical Expression Handling:**
  - For equation-based questions, we only need to ensure that the result equals a specific value. We extract the mathematical expression, process the symbols, and directly calculate to check correctness.
  - For questions requiring a mathematical expression (such as a derivative), we use the *SymPy* (Meurer et al., 2017) library’s *parse\_latex* function to parse both the response and the answer, then simplify the results using the *simplify* function before comparing them.
  - For inequality-based questions (such as  $x \geq 6$ ), we use the regular expression  $\text{r}' ( \geq | \leq ) \backslash s * ( [ - ] ? \backslash d + \backslash . ? \backslash d * )'$  to extract the inequality and compare the extracted results.
- **Unordered List Handling:** If the order of the answers is unimportant, we extract the text content from both the response and the answer, normalize the data (such as cleaning and sorting), and then compare them.

#### A.5 SUMMARY OF RULE DESCRIPTIONS FOR FIVE TASK TYPES

The following five tables Table 8, 9, 10, 11, 12 present summaries of rule content for five task types. Each table provides a detailed list of specific rules and their descriptions for the corresponding task type.

Rule ID	Title	Description
1	$\otimes$	Define an operation such that when a is a multiple of b, $a \otimes b = a/b + 2$ ; when b is a multiple of a, $a \otimes b = b/a + 2$ ; if a is not a multiple of b and b is not a multiple of a, $a \otimes b = 24$
2	$\bigcirc$	$A \bigcirc B = (A + 3B) \times (A + B)$
3	$\langle \rangle$	$\langle a, b, c, d \rangle = 2ab + c - d$
4	$\#$	$a \# b$ is the average of all even numbers between a and b
5	$\infty$	$a \infty b = a^2 + b^2$
6	Multiple Operators 1	operation $\S$ means select the larger of the two numbers operation $\$$ means select the smaller of the two numbers
7	Multiple Operators 2	$a \wp b = (a+b)/2$ ; $a \sigma b = a \times 4 + b$
8	Multiple Operators 3	$a \textcircled{1} b = \sqrt{a} + b^2$ ; $a \textcircled{2} b = \sqrt{a} b$
9	$\diamond$	$a \diamond b = a^b$
10	$\wp$	$a \wp b = \log_b a + \log_a b$
11	$\pounds$	$a \pounds b = a^b - b^a$
12	$\%$	$a \% b = a^b + \sqrt{ab}$
13	$\oplus$	$a \oplus b = a + bi$
14	$\textcircled{0}$	$a \textcircled{0} b = (a + bi)^2$
15	$\triangle$	$f \triangle g = (f(g(x)))'$
16	$\square$	$f \square g = f'(x) + g'(x)$
17	$\nabla$	$f \nabla g = f(x) + g''(x)$
18	$\pounds$	$A \pounds B = (A \cup B) - (A \cap B)$
19	$\star$	$a \star b = \int_a^b 2x \, dx$
20	$\bullet$	$a \bullet b = \int_a^b f(x) \, dx + 6$
21	$\blacklozenge$	$f \blacklozenge D = \iint_D f(x, y) \, dx \, dy$
22	$\blacksquare$	$f \blacksquare g = \frac{\partial f}{\partial x} + \frac{\partial g}{\partial x}$
23	$\&$	A & B denotes the element-by-element power operation $(A \& B)_{ij} = A_{ij}^{B_{ij}}$ of matrix A and matrix B
24	$@$	A @ B denotes the element-by-element maximization operation $(A @ B)_{ij} = \max(A_{ij}, B_{ij})$ of matrix A and matrix B
25	$\pounds$	$A \pounds B = 2A + 3B$ , A and B are matrices.

Table 8: **Summary of 25 Rules for Operation Reasoning Task.** This table gives the Rule IDs, titles, and brief descriptions of the 25 rules under the Operation Reasoning task for review.



Rule ID	Title	Description
1	Propositional Logic Formalization	Introduce propositional logic symbols with precedence. Introduce a customised notion of formula level for A, B, C, differing from standard definitions, specifying truth/false assignments.
2	Equivalence Calculus	Introduce unique symbols for logical operators, differing from standard definitions. Specify 16 basic equivalence equations, restrictions on simplest expression, and Truth Value Judgment Steps.
3	Disjunctive Normal Form and Conjunctive Normal Form	Define and denote simple/paired conjunctive/disjunctive forms and principal disjunctive normal form, differing from standard definitions. Five types include tautology, contradiction, basic, all-even, all-odd formulas.
4	Resolution	Definitions and arithmetic rules for Literal, Complement, and Resolution. Detailed steps for determining that a conjunctive normal form has a Resolution Algorithm with a true assignment.
5	Circuit Diagram	A simplified circuit diagram illustrating logical operators, with symbolic representations of inputs and outputs, as well as indications for powered and unpowered states.
6	Predicate Logic Formalization	Use unique symbols for quantifiers, logical operators, differing from standard definitions. Formalise predicate logic representation under individual domains with n meta-predicates, properties, relations.
7	Interpretation of Propositions	Composition of logical language $M$ . Calculation steps for Formulas $B$ under interpretation $J$ .
8	Propositional Logic Concepts	Compose Direct Propositions with unique elements: S, P, C, Q. Introduce Logical Forms: A, E, I, O, Singular Aff/Neg. Outline prerequisites for relationships. Introduce four unique types of relationships.
9	Derivative Reasoning of Propositional Logic	Definitions, conversion steps and applicable propositions for three straightforward propositional conversion methods A,B,C.
10	Figure of the Syllogism	Symbolic representation of four propositional types A,E,I,O. Form and Valid Moods of the Four Figures of the syllogism.
11	Truth-Value Modal Propositions	Introduce unique symbols for necessity, possibility, propositions, logical operators. 4 unique Modal Proposition Relationships. 16 Modal Logic Inference Formulas.
12	Canonical Propositions	Introduce unique symbols for obligation, permission, prohibition modalities. Propositional pairs and properties of four types of normative propositional relations. 12 Normative reasoning formulas.
13	Temporal Propositions	Unique symbols for past/future points/periods and present. 4 unique Time Proposition Relationships. 24 Time Proposition Inference Formulas.
14	Epistemic Logic	Unique logical symbols for Belief, Common Belief, and Doubt. Components of the Cognitive Logic Model and Definition of Common Belief. Three Cognitive Logic Axioms: Basic Axioms, Advanced Axioms, Axioms of Doubt.
15	Dynamic Logic	Formal notation for commands, propositions. Dynamic operators of necessity, possibility. 12 Axioms and Rules.
16	Enumerative Inductive Reasoning	Definition, symbolic representation, rules and key differences between Enumerative Induction and Complete Induction.
17	Logical Methods for Exploring Cause and Effect Relationships	5 Methods for Exploring Causal Relationships that differ from the standard definition.
18	Analogical Reasoning	2 types of analogical reasoning, and the symbolisation of properties under both reasoning methods.
19	Statistical Reasoning	Statistical Reasoning Categories and Symbolization. Rule Descriptions for Sample-Based Inference of Statistical Properties.
20	Induction Paradox	Definitions, rules and symbolic representations of three inductive paradoxes GB Paradox, BC Paradox, LS Paradox.
21	Speech Acts	Purpose, Adaptive Directions, Formulas, and Common Verbs for 5 Speech Act Classification Rules: Assertives, Directives, Commissives, Expressives, and Declarations.
22	Cooperative Principle	Speaker's Criterion and Hearer's Inference for the three Cooperation Principles: C* Principle, C% Principle, C! Principle.
23	Definitions	6 Intensional Definitions. 2 Extensional Definitions. 3 Lexical Definitions.
24	Argumentation	4 Direct Argumentation Methods.
25	Formal Fallacies	10 Formal Fallacy Naming Rules.

Table 9: **Summary of 25 Rules for Logic Reasoning Task.** This table gives the Rule IDs, titles, and brief descriptions of the 25 rules under the Logic Reasoning task for review.

Rule ID	Title	Description
1	Custom Inverse Shift Substitution Cipher	Customised Caesar cipher variants based on alphabetical substitution and inverse order mapping, combined with keys and fixed shifting digits.
2	Custom Pigpen/Masonic Cipher	Each letter is replaced with a symbol in its corresponding position according to the encryption_table.
3	Custom Multi-tap Phone Code	Using the Correspondence Table, letters are replaced by keycode power representations, with numbers indicating keystrokes.
4	Custom Polybius Square Cipher	Letters are encrypted using Polybius_square rowcolumn numbers.
5	Custom Affine Cipher	Letters are converted to numerical values using the affine function for encoding, then converted back to letters according to the affine alphabet to complete encryption.
6	Custom Solitaire Cipher	A key stream is generated using a deck of 52 suit cards and 2 trump cards via shuffling and cutting, combined with message characters for encryption/decryption.
7	Custom Phillips Figure Cipher	Encryption/decryption uses 8 different 5x5 grids. Each block of five characters is encrypted using its corresponding grid, finding its position, then encrypting as if shifted one grid to the lower right.
8	Custom Porta Cipher	13 alphabets are used, each associated with two letters. Each letter in the plaintext is replaced with a letter in the corresponding position according to the alphabet corresponding to the key letter.
9	Custom Alberti Cipher	Encryption uses fixed and moving alphabets. Each letter is replaced by its inner disc counterpart. The inner disc rotates after each period.
10	Custom Jefferson Cipher	For encryption and decryption, 25 reels are used in a cyclic manner, where each character is replaced by the next character in its position on the current reel.
11	Custom Four-Square Cipher	Encryption uses 4 squares: 1 & 4 fixed, 2 & 3 generated by keys. Encryption result found by matching positions in squares based on double letter set.
12	Custom Morbit Cipher	A key of 9 unique letters establishes number associations. The message is converted to Morse code and encrypted by indexing into a string of numbers.
13	Custom Bifid Cipher	Letters' row and column coordinates are vertically aligned to form a new sequence, which is used to find corresponding letters in the 5x5 grid to form the ciphertext.
14	Custom Digrafid Cipher	Using shuffled character set and 3 grids, 6 characters are grouped into 3 binary groups. Each group calculates ternary (col1, num3, row2). Ciphertext is formed by reading all ternaries by columns.
15	Custom Collon Cipher	Find the position of each letter in a 5x5 grid, concatenate the corresponding row header and column footer characters to form a binary, and concatenate all the binaries to form an encrypted message.
16	Custom Redefence Figure Cipher	The plaintext is filled to a predetermined number of lines in Zig-Zag mode and then read line by line to form the ciphertext.
17	Custom Path Cipher	The serpentine path is filled to a predetermined number of rows, which are read column by column to form the ciphertext.
18	Custom Rotating Grid Cipher	Hide messages by arranging the letters of the message on a grid and using a rotatable overlay with holes to select the letters to be read/written.
19	Custom ADFGVX Cipher	Using a 6x6 matrix, plaintext characters' row/column numbers are replaced with ADFGVX characters. Ciphertext is formed by reading all rows then columns.
20	Custom Transposition Cipher	Using a transposed sequence list, plaintext is written line by line, columns are reordered, then read line by line to form ciphertext.
21	Custom XOR Cipher	Each plaintext character is converted to binary, XOR'd with a fixed key, replaced by a Permutation Table, and merged to form the encrypted binary string.
22	Custom S-BOX Cipher	After padding and chunking, plaintext is encrypted through ASCII encoding, XORing with key, S_BOX substitution, replacement, XORing again, and converted to hexadecimal string for ciphertext.
23	Custom RSA Cipher	Each plaintext letter's ASCII code is converted to decimal, RSA encrypted ( $x^e \bmod n$ ), concatenated with commas to form the ciphertext.
24	Custom ECC Cipher	Convert each plaintext letter's ASCII to decimal, multiply by k_q_x, concatenate with commas to form ciphertext.
25	Custom SHA Cipher	Convert plaintext to byte sequence, perform XOR with looped SHA256 hash key, convert to hexadecimal string for ciphertext.

Table 10: **Summary of 25 Rules for Cipher Reasoning Task.** This table gives the Rule IDs, titles, and brief descriptions of the 25 rules under the Cipher Reasoning task for review.

Rule ID	Title	Description
1	Word Brain Teasers	Find similarities in a group of words.
2	Word Roots and Affixes	Find the same prefix or suffix before or after the letter combinations to form meaningful words.
3	Connect words	Form words by following the letter requirements.
4	Anagram	Rearrange the letters to form new words
5	Crypto-Math	Solve a formula of letters, find out the numbers represented by letters
6	Word ladder	Stepbystep changing of a letter converts one word to another, and each step must form a valid word.
7	Logic puzzle	Map elements to attributes by given clues.
8	Word Search	Find hidden words in a matrix of letters that can be arranged horizontally, vertically or diagonally.
9	Math Path	Find the correct numbers to make the equation equal to the given number.
10	24 points	Use the four given numbers and the four operations of addition, subtraction, multiplication and division, combine them into an expression equal to 24.
11	Survo	Fill the grid with numbers to satisfy a given sum on the boundaries of the rows and columns.
12	kukurasu	Fill a grid with black squares, each filled with a different weight, and satisfy the puzzle requirements by summing these weights.
13	Numbrix	Fill in the grid with numbers 1 to 81 in sequence, the path can be moved horizontally or vertically.
14	Number Wall	Build walls to separate the cue figures so that each figure's island is isolated from each other and the walls can be connected into a continuous path.
15	Sudoku	Fill the 9x9 grid so that each row, column and each 3x3 subgrid contains all the numbers from 1 to 9 without duplication.
16	Calcudoku	In addition to following the standard Sudoku rules, the combinations of numbers in a given area must satisfy specified mathematical requirements.
17	Futoshiki	Fill in the grid with numbers that do not repeat in each row and column and satisfy the inequality constraints between neighbouring cells.
18	Vector puzzles	Place vectors or arrows in the mesh, following specific direction and length constraints.
19	Star battle	Place stars in the grid to meet the required number of stars in each row, column and region.
20	Campsite	Based on the given hints, place the tents in the grid such that each tent is adjacent to a tree and the tents do not touch each other.
21	Minesweeper	Mark all mine locations without stepping on them by following the numerical cues that indicate the number of mines surrounding them.
22	Arrow Maze	Follow the arrows in the maze to find the path from the start to the end.
23	Norinori	Fill the grid with 2x1 dominoes such that each row and column contains the required number of dominoes.
24	Wordscapes	Fill in the grid with letters from the Across and Down word lists, ensuring that words intersect correctly and the first letter of each word corresponds to its clue number.
25	Skyscrapers	Fill the grid with buildings of different heights so that each row and column contains a unique height while satisfying the given visible building number cue on the outside.

Table 11: **Summary of 25 Rules for Puzzle Reasoning Task.** This table gives the Rule IDs, titles, and brief descriptions of the 25 rules under the Puzzle Reasoning task for review.

Rule ID	Title	Description
1	Pokemon	Based on the worldview of Pokémon, this worldview depicts a world where people and magical creatures Pokémon live together.
2	Harry Potter	Based on the worldview of Harry Potter, this worldview depicts a wizarding world that includes wizards, magical creatures, etc.
3	Lord of the Rings	Based on the worldview of The Lord of the Rings, this worldview depicts a fantasy world filled with multiple races and ancient powers, with epic battles waged around the mighty Supreme Ring.
4	Attack on Titan	Based on the worldview of Attack on Titan, this worldview shows a bleak, anti-utopian world that includes gigantic man-eating giants.
5	Avengers	Based on the worldview of The Avengers, this worldview brings together a group of superheroes, as well as some powerful enemies that threaten the safety of the planet.
6	Star Wars	Based on the Star Wars worldview, this worldview depicts a galaxy-wide universe that includes a fierce battle between the forces of light and darkness, Jedi Knights, and more.
7	Dragon Ball	Based on the worldview of Dragon Ball, this worldview depicts a universe filled with powerful warriors and magical forces.
8	Street Fighter	Based on the Street Fighter worldview, this worldview focuses on fighting tournaments around the globe, including many top fighters.
9	Plants Zombies	Based on the Zombies worldview, this worldview includes many different types of plants with invading zombies.
10	Final Fantasy	Based on the Final Fantasy worldview, this worldview presents a fantasy world filled with magic, technology and complex human relationships.
11	Three Body	Based on the worldview of ‘Three Bodies’, this worldview includes humans and different civilisations in the universe.
12	Ling Cage	Based on the worldview of Ling Cage, this worldview depicts a post-apocalyptic world.
13	Starcraft	Based on the worldview of Starcraft, this worldview shows interstellar race wars and political games.
14	Avatar	Based on the worldview of Avatar, this worldview shows a vibrant alien planet, including humans and various local creatures.
15	Zootopia	Based on the worldview of Zootopia, this worldview depicts an anthropomorphic animal society.
16	Don’t Starve	Based on the worldview of Famine, this worldview shows a mysterious and dangerous world of survival.
17	How To Train Your Dragon	Based on the worldview of How to Train Your Dragon, this worldview depicts a world where people and dragons coexist.
18	Incarnation	Based on the worldview of Incarnation, this worldview explores the struggle for survival and human choices of survivors in a post-apocalyptic world, revealing the conflict between technology and ethics.
19	The Legend of Zelda Tears of the Kingdom	Based on the worldview of The Legend of Zelda: Tears of the Kingdom, this worldview depicts a vast fantasy world.
20	Qin’s Moon	Based on the worldview of Qin’s Moon, this worldview shows the end of the Warring States period and includes many historical figures and fictional characters.
21	The Wandering Earth	Based on the worldview of Wandering Earth, this worldview depicts the interstellar migration of mankind in order to survive.
22	SpongeBob SquarePants	Based on the worldview of SpongeBob SquarePants, this worldview depicts the fun life in the underwater world and includes a variety of cartoon characters.
23	Howl’s Moving Castle	Based on the worldview of Howl’s Moving Castle, this worldview shows a world of magic and fantasy.
24	Transformers	Based on the worldview of Transformers, this worldview depicts a fierce battle between two robot camps on Earth.
25	World of Warcraft	Based on the World of Warcraft worldview, this worldview presents a fantasy world filled with magic and epic battles, including various races on the continent of Azeroth.

Table 12: **Summary of 25 Rules for Counterfactual Reasoning Task.** This table gives the Rule IDs, titles, and brief descriptions of the 25 rules under the Counterfactual Reasoning task for review.

## B PROMPT TEMPLATES

Content B below shows the prompt templates used in our KOR-Bennch.

### B.1 OPERATION PROMPT

#### Operation

##### ***Zero-shot***

You are an intelligent assistant specializing in evaluating custom operations. Below is a specific rule defined for a custom operation. Your task is to apply this rule accurately to the provided question.

##### **### Instructions:**

1. Carefully read and understand the definitions of the new operations in the rule.
2. If the question does not specifically ask for it, your answer should be a number or a group of numbers.
3. Double-check your final answer to ensure it follows the rule accurately.

##### **### Operation Rule:**

*(A Operation Rule.)*

##### **### Question:**

*(A Operation Rule-Driven Question.)*

##### **### Answer:**

---

##### ***Three-shot***

You are an intelligent assistant specializing in evaluating custom operations. Below is a specific rule defined for a custom operation. Your task is to apply this rule accurately to the provided question.

##### **### Instructions:**

1. Carefully read and understand the definitions of the new operations in the rule.
2. If the question does not specifically ask for it, your answer should be a number or a group of numbers.
3. Double-check your final answer to ensure it follows the rule accurately.

##### **### Operation Rule:**

*(A Operation Rule.)*

##### **### Question:**

*(A Sample Question.)*

##### **### Answer:**

*(A Sample Answer.)*

##### **### Question:**

*(A Sample Question.)*

##### **### Answer:**

*(A Sample Answer.)*

##### **### Question:**

*(A Sample Question.)*

##### **### Answer:**

*(A Sample Answer.)*

##### **### Question:**

*(A Operation Rule-Driven Question.)*

##### **### Answer:**



## B.2 LOGIC PROMPT

## Logic

**Zero-shot**

You are an intelligent assistant that helps with various logical reasoning tasks. Below is a custom-defined rule for a specific type of logic. When responding, please ensure that your output adheres to the specified logical rules and format.

**### Instructions:**

1. Identify the relevant properties and objects as specified in the rule.
2. Apply the given logical Logics or reasoning patterns.
3. Ensure your output is formatted according to the specified notation and symbols.

**### Logic Rule:**

*(A Logic Rule.)*

**### Question:**

*(A Logic Rule-Driven Question.)*

**### Answer:****Three-shot**

You are an intelligent assistant that helps with various logical reasoning tasks. Below is a custom-defined rule for a specific type of logic. When responding, please ensure that your output adheres to the specified logical rules and format.

**### Instructions:**

1. Identify the relevant properties and objects as specified in the rule.
2. Apply the given logical Logics or reasoning patterns.
3. Ensure your output is formatted according to the specified notation and symbols.

**### Logic Rule:**

*(A Logic Rule.)*

**### Question:**

*(A Sample Question.)*

**### Answer:**

*(A Sample Answer.)*

**### Question:**

*(A Sample Question.)*

**### Answer:**

*(A Sample Answer.)*

**### Question:**

*(A Sample Question.)*

**### Answer:**

*(A Sample Answer.)*

**### Question:**

*(A Logic Rule-Driven Question.)*

**### Answer:**

## B.3 CIPHER PROMPT

## Cipher

**Zero-shot**

You are an intelligent assistant that specializes in encryption and decryption tasks. Below are the rules for a specific cipher. When responding, please ensure that your output adheres to the specified encryption and decryption rules and format.

**### Instructions:**

1. Identify the relevant properties and objects specified in the rule, including the plaintext, keyword, and ciphertext.
2. Follow the specified encryption or decryption operations precisely as described in the rules.
3. Ensure your output is formatted according to the specified notation and symbols.

**### Cipher Rule:**

*(A Cipher Rule.)*

**### Question:**

*(A Cipher Rule-Driven Question.)*

**### Answer:****Three-shot**

You are an intelligent assistant that specializes in encryption and decryption tasks. Below are the rules for a specific cipher. When responding, please ensure that your output adheres to the specified encryption and decryption rules and format.

**### Instructions:**

1. Identify the relevant properties and objects specified in the rule, including the plaintext, keyword, and ciphertext.
2. Follow the specified encryption or decryption operations precisely as described in the rules.
3. Ensure your output is formatted according to the specified notation and symbols.

**### Cipher Rule:**

*(A Cipher Rule.)*

**### Question:**

*(A Sample Question.)*

**### Answer:**

*(A Sample Answer.)*

**### Question:**

*(A Sample Question.)*

**### Answer:**

*(A Sample Answer.)*

**### Question:**

*(A Sample Question.)*

**### Answer:**

*(A Sample Answer.)*

**### Question:**

*(A Cipher Rule-Driven Question.)*

**### Answer:**

## B.4 PUZZLE PROMPT

**Puzzle*****Zero-shot***

You are an intelligent assistant specializing in solving custom puzzle problems. Below is a specific rule defined for a custom puzzle. Your task is to apply this rule accurately to the provided question.

**### Instructions:**

1. Thoroughly understand the rule provided. If needed, break down the rule into simpler components or steps.
2. Apply the rule carefully to address the question presented.
3. Verify your answer to ensure it aligns with the rule and the context of the puzzle.

**### Puzzle Rule:**

*(A Puzzle Rule.)*

**### Question:**

*(A Puzzle Rule-Driven Question.)*

**### Answer:*****Three-shot***

You are an intelligent assistant specializing in solving custom puzzle problems. Below is a specific rule defined for a custom puzzle. Your task is to apply this rule accurately to the provided question.

**### Instructions:**

1. Thoroughly understand the rule provided. If needed, break down the rule into simpler components or steps.
2. Apply the rule carefully to address the question presented.
3. Verify your answer to ensure it aligns with the rule and the context of the puzzle.

**### Puzzle Rule:**

*(A Puzzle Rule.)*

**### Question:**

*(A Sample Question.)*

**### Answer:**

*(A Sample Answer.)*

**### Question:**

*(A Sample Question.)*

**### Answer:**

*(A Sample Answer.)*

**### Question:**

*(A Sample Question.)*

**### Answer:**

*(A Sample Answer.)*

**### Question:**

*(A Puzzle Rule-Driven Question.)*

**### Answer:**

## B.5 COUNTERFACTUAL PROMPT

## Counterfactual

**Zero-shot**

You are an advanced assistant with expertise in storytelling and rule-based reasoning. Your task is to carefully analyze the provided story, which includes specific rules and details, and use this information to accurately answer related questions.

**### Instructions:**

1. Thoroughly review the story to identify and understand the relevant details and rules.
2. Use the context provided by the story to offer precise and insightful answers.
3. Ensure your responses align with the rules and information given in the story.

**### Counterfactual Rule:**

*(A Counterfactual Rule.)*

**### Question:**

*(A Counterfactual Rule-Driven Question.)*

**### Answer:****Three-shot**

You are an advanced assistant with expertise in storytelling and rule-based reasoning. Your task is to carefully analyze the provided story, which includes specific rules and details, and use this information to accurately answer related questions.

**### Instructions:**

1. Thoroughly review the story to identify and understand the relevant details and rules.
2. Use the context provided by the story to offer precise and insightful answers.
3. Ensure your responses align with the rules and information given in the story.

**### Counterfactual Rule:**

*(A Counterfactual Rule.)*

**### Question:**

*(A Sample Question.)*

**### Answer:**

*(A Sample Answer.)*

**### Question:**

*(A Sample Question.)*

**### Answer:**

*(A Sample Answer.)*

**### Question:**

*(A Sample Question.)*

**### Answer:**

*(A Sample Answer.)*

**### Question:**

*(A Counterfactual Rule-Driven Question.)*

**### Answer:**

## C ANALYSIS OF REAL-LIFE ANSWER RATIOS FOR COUNTERFACTUAL TASK

To analyze the ratio of real-life answers in counterfactual reasoning task, we conduct a trend analysis on the models listed in Table 2. Figure 5, 6 below show the trend of change for Chat Model and Base Model. This analysis reveals that as counterfactual accuracy decreases, the real-life answer ratio increases. For chat models, the ratio remains low, not exceeding 15%, while for base models, it rises significantly to 36.8% as accuracy declines.

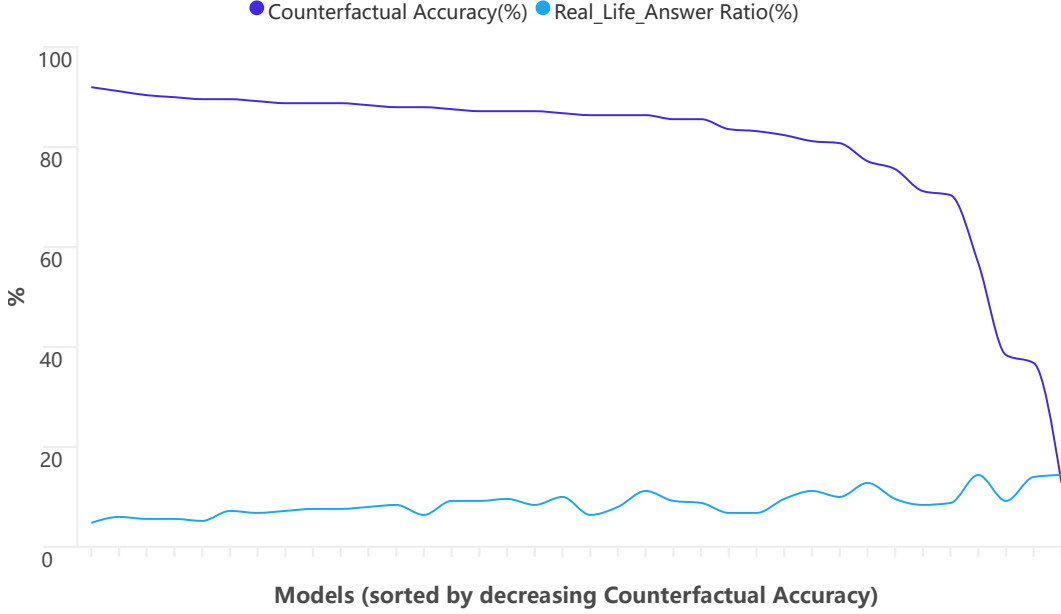


Figure 5: Trend of Real-life Answer Ratio Increasing as Counterfactual Accuracy Decreases for Chat Model.

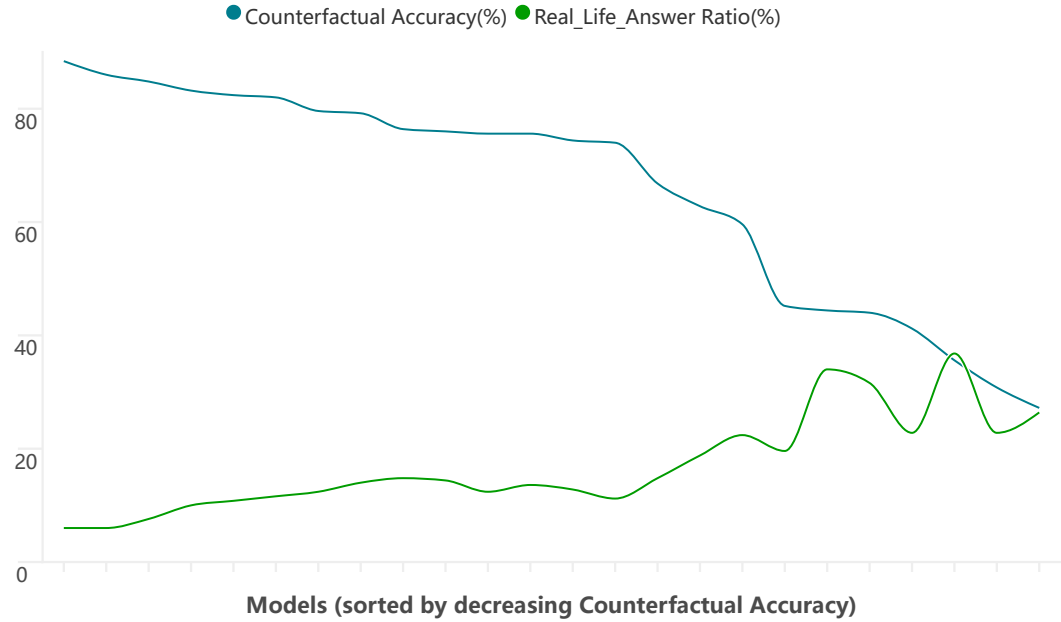


Figure 6: Trend of Real-life Answer Ratio Increasing as Counterfactual Accuracy Decreases for Base Model.

## D DETAILS OF FURTHER ANALYSIS

Appendix D provides details of supplementary experiments that provide additional insight into the KOR-Bench results.

### D.1 STEPWISE PROMPTING ANALYSIS OF CIPHER TASK BOTTLENECKS

In exploring the bottlenecks of the Cipher Reasoning task, we choose five highly erroneous rules with Rule IDs 1,9,11,18,23, and can check Table 10 to see the cipher rules corresponding to these Rule IDs, and disassemble a Cipher Question step by step by constructing consecutive sub-steps datasets.

#### D.1.1 DETAILED EXPLANATIONS OF NINE KEY SUB-STEP TYPES

Table 13 gives a specific explanation of the 9 major types of sub-steps after splitting a Cipher Question into multiple steps.

Sub-Step Type	Explanation
Substitution	Replace one or more symbols with others.
Mapping	Map input to a new position or value using predefined tables or rules.
Shift	Move data left or right by n characters.
Rotation	Rotate data clockwise or counterclockwise.
Partition	Divide data into multiple blocks.
Conditional Filling	Fill data in a specific order based on certain conditions.
Conditional Reading	Read data in a specific order based on conditions.
Encoding	Convert data to another format or representation, such as ASCII.
Computation	Perform mathematical operations.

Table 13: **Explanations of Sub-Step Types in Stepwise Prompting Analysis of Cipher Task.** This table gives an explanation of the 9 major types of steps when a Cipher Question is split into multiple steps.



## D.1.2 EXAMPLE OF A CIPHER QUESTION SPLIT INTO SUB-STEPS

The following content D.1.2 illustrates how an encryption or decryption question in the Cipher reasoning task is broken down into several different types of sub-steps.

## Cipher Sub-Step Example

**Rule:****Encryption Rules:****Input:**

*Plaintext: Uppercase letters string without punctuation and spaces.*

**Output:**

*Ciphertext: Uppercase letters string.*

**Preparation:**

*standard\_alphabet:*

*“ABCDEFGHIJKLM  
NOPQRSTUVWXYZ”*

*reversed\_alphabet:*

*“ZYXWVUTSRQPON  
MLKJIHGFEDCBA”*

*substitution\_alphabet:*

*“RFDJUHABCEGIK  
LMNOPQSTVWXYZ”*

**Encryption Steps:**

*For each letter p in the given Plaintext:*

- (1) Use reversed\_alphabet for reverse mapping. Find its position in the standard\_alphabet and replace it with the letter in the corresponding position in reversed\_alphabet. For example, A is mapped to Z and B is mapped to Y.*
- (2) Move the letter obtained in (1) forward 4 places in the standard\_alphabet order. For example, if p=A, after (1) is mapped to Z, then Z is shifted forward 4 positions in the standard\_alphabet to get D.*
- (3) Replace the letter obtained from (2) by finding its position in standard\_alphabet and using the corresponding letter in substitution\_alphabet, resulting in the final ciphertext letter. For example, if the letter obtained by going through (2) is D, it is mapped as J.*

**Other Fields:**

**Question:** *Plaintext: "O"*

*Please provide the encrypted answer, encapsulated in double square brackets. For example, the format should be: [[encrypted answer]].*

**Answer:** *[[N]]*

**Steps:**

**Step 1:** *For a letter O in the given Plaintext: (1) Use reversed\_alphabet for reverse mapping. Find its position in the standard\_alphabet and replace it with the letter in the corresponding position in reversed\_alphabet. For example, A is mapped to Z and B is mapped to Y. Please give your answer after performing (1) in the format [...].*

**Atom:** *O*

**Answer:** *[[L]]*

**Type:** *Substitution*

**Step 2:** *For a letter O in the given Plaintext: Execute (1) to obtain the letter L. (2) Move the letter obtained in (1) forward 4 places in the standard\_alphabet order. For example, if p=A, after (1) is mapped to Z, then Z is shifted forward 4 positions in the standard\_alphabet to get D. Please give your answer after performing (2) in the format [...].*

**Atom:** *L*

**Answer:** *[[P]]*

**Type:** *Shift*

**Step 3:** *For a letter O in the given Plaintext: Execute (1)(2) to obtain the letter P. (3) Replace the letter obtained from (2) by finding its position in standard\_alphabet and using the corresponding letter in substitution\_alphabet, resulting in the final ciphertext letter. For example, if the letter obtained by going through (2) is D, it is mapped as J. Please give your answer after performing (3) in the format [...].*

**Atom:** *P*

**Answer:** *[[N]]*

**Type:** *Substitution*

### D.1.3 MODEL RESULTS ON SUB-STEP ERROR RATES

In the Stepwise Prompting setting, Figure 7, 8 below gives the error rates of the model on nine key Sub-Steps to reveal its weaknesses in the Cipher Reasoning task.

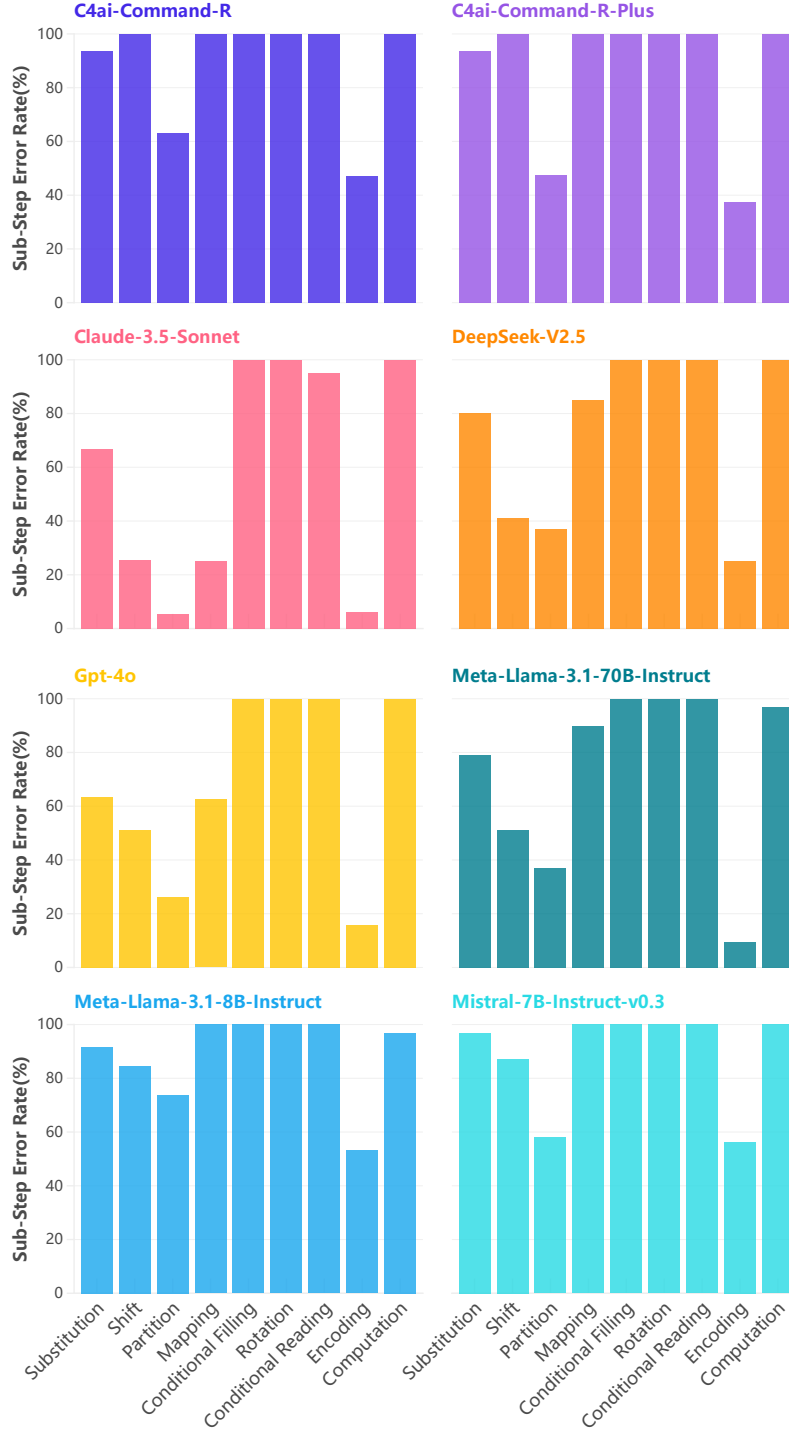


Figure 7: **Model Sub-Step Error Rates in Cipher Task Stepwise Prompting.** This Figure shows the error rates for some models over the nine categories of sub-steps, and the results for the other models are shown in Figure 8.

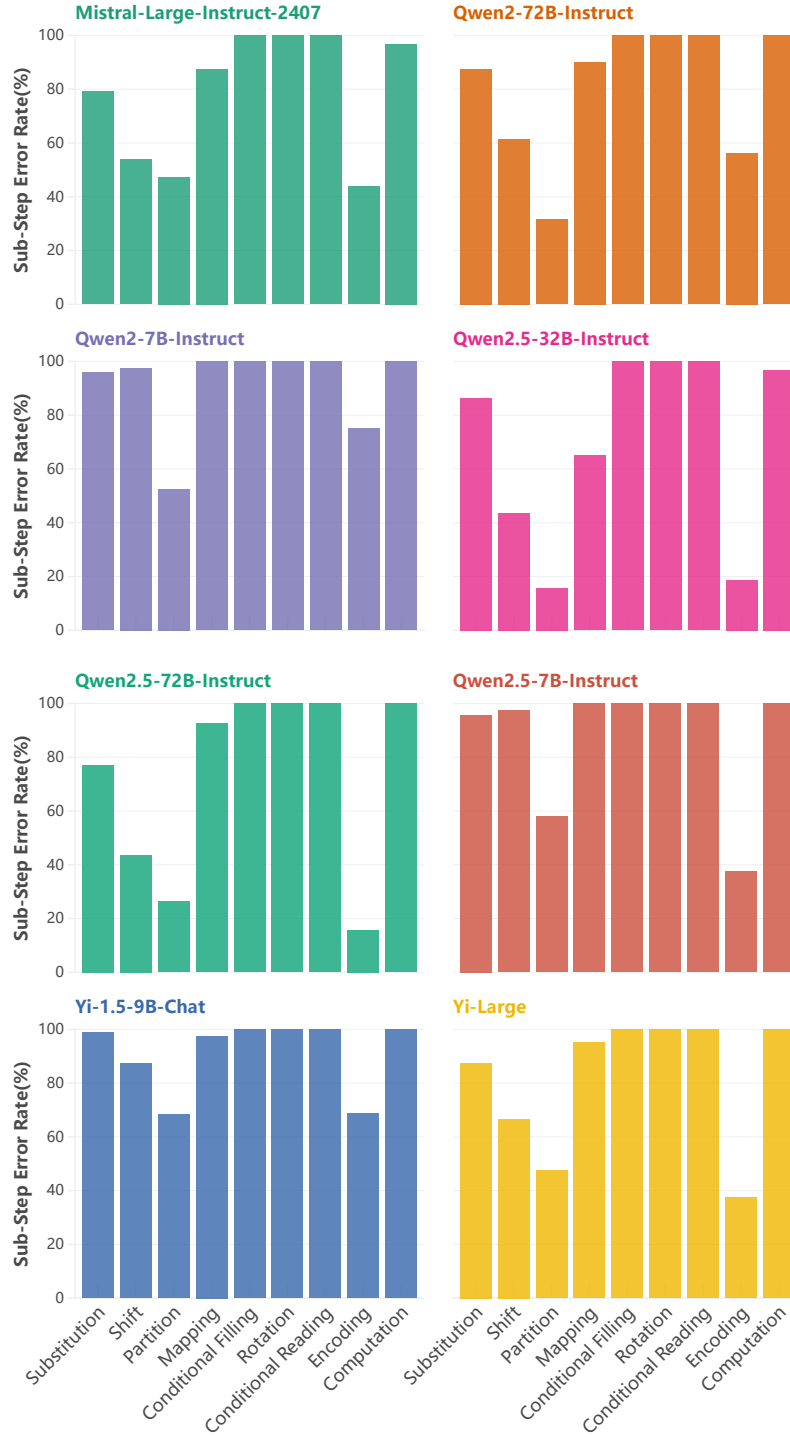


Figure 8: **Model Sub-Step Error Rates in Cipher Task Stepwise Prompting.** This Figure shows the error rates for some models over the nine categories of sub-steps, and the results for the other models are shown in Figure 7.

## D.2 IMPACT ANALYSIS OF TRICKS ON PUZZLE TASK PERFORMANCE

In this experiment, we introduce a “trick” field as additional input to explore its impact on puzzle task performance. For complex puzzle tasks such as mazes and sudoku, identifying and executing key initial steps can often dramatically simplify the entire process. Figure 9 gives some results on the accuracy of the model on the Puzzle task without Trick and with Trick given.

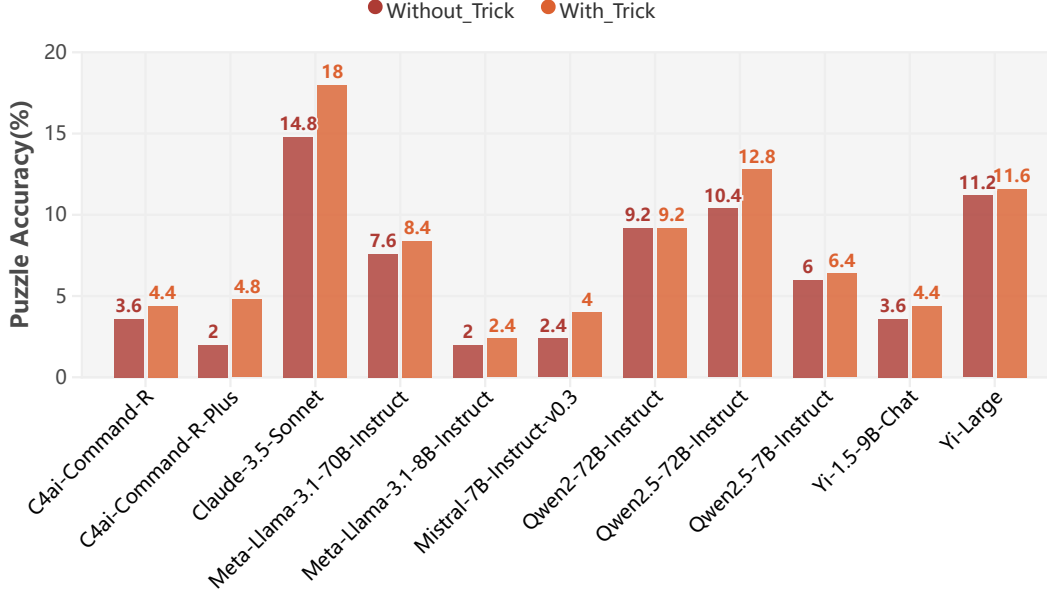


Figure 9: **Impact of Trick Field on Puzzle Task Accuracy.** The figure gives the accuracy without and with Trick for some models that improve in Puzzle Task Accuracy after Trick Field is given.

### D.2.1 A CASE STUDY OF INCORPORATING TRICKS IN PUZZLE REASONING TASK

The following content D.2.1 demonstrates the addition of the trick field in the Puzzle reasoning task, along with an example illustrating the difference in responses from Claude 3.5 Sonnet when the trick is provided versus when it is not. The trick field is appended to the question in the prompt.

#### Puzzle Trick Example

**Rule:** A rectangular grid is given, which is pre-filled with numbers, while each row and column has a number at the end indicating the sum of the numbers in that row or column.

The player needs to fill the remaining spaces with a specified set of numbers.

Each number can only be used once.

The numbers must be filled in such that the sum of the numbers in each row and column matches the intended sum.

The puzzle is given in the form of a matrix with blank squares filled with X and the player replaces the squares with numbers.

**Question:**

X	2	X	4	23
9	X	X	11	24
X	12	X	8	31
21	15	19	23	

The final answer should be given in order from left to right, top to bottom with each element separated by a space and different lines separated by “,”. Wrap your final answer in double square brackets, like this: `[[your answer]]`.

**Answer:** `[[7 2 10 4, 9 1 3 11, 5 12 6 8]]`

**Trick:** Observe the second column,  $2+X+12=15$ , then the X value of the second row and second column is 1, fill in the matrix and continue the solution.

**Response without Trick:**

To solve this puzzle, I'll apply the given rule and fill in the blanks (X) with the appropriate numbers to ensure each row and column sums up to the given total. Let's break it down step by step:

1. First, let's identify the missing numbers: We need to fill in 5 X's with numbers that aren't already used in the grid. The unused numbers are: 1, 3, 5, 6, 7

2. Now, let's solve each row and column: Row 1:  $X + 2 + X + 4 = 23$ ; We need two numbers that add up to 17 ( $23 - 2 - 4$ ); The only combination that works is 6 and 11.

Row 2:  $9 + X + X + 11 = 24$ ; We need two numbers that add up to 4 ( $24 - 9 - 11$ ); The only combination that works is 1 and 3.

Row 3:  $X + 12 + X + 8 = 31$ ; We need two numbers that add up to 11 ( $31 - 12 - 8$ ); The only remaining number that fits is 7 and 5.

Column 1:  $X + 9 + X = 21$ ;  $6 + 9 + 6 = 21$  (confirmed).

Column 2:  $2 + X + 12 = 15$ ;  $2 + 1 + 12 = 15$  (confirmed).

Column 3:  $X + X + X = 19$ ;  $11 + 3 + 5 = 19$  (confirmed).

Column 4:  $4 + 11 + 8 = 23$  (confirmed)

3. The completed grid looks like this:

6	2	11	4	23
9	1	3	11	24
6	12	5	8	31
21	15	19	23	

4. Now, we'll format the answer as requested:

[[6 2 11 4, 9 1 3 11, 6 12 5 8]]

**Response with Trick:**

Let's approach this step-by-step:

1. We start with the observation that in the second column,  $2 + X + 12 = 15$ , so  $X = 1$ .

2. Now let's fill in that 1 and solve the rest of the puzzle:

X	2	X	4	23
9	1	X	11	24
X	12	X	8	31
21	15	19	23	

3. For the first row:  $X + 2 + X + 4 = 23$ ; We need two numbers that add up to 17 ( $23 - 2 - 4 = 17$ ); The only unused numbers that satisfy this are 7 and 10.

4. For the second row:  $9 + 1 + X + 11 = 24$ ; So X must be 3.

5. For the third row:  $X + 12 + X + 8 = 31$ ; We need two numbers that add up to 11 ( $31 - 12 - 8 = 11$ ); The only unused numbers that satisfy this are 5 and 6.

6. Now we can fill in the entire grid:

7	2	10	4	23
9	1	3	11	24
5	12	6	8	31
21	15	19	23	

7. We can verify that all row and column sums are correct.

Therefore, the final answer is:

[[7 2 10 4, 9 1 3 11, 5 12 6 8]]

## D.3 ATTENTION FOCUS VISUALISATION

In KOR-Bench, the rules are text-based descriptions, and each rule-driven question focuses on a specific part of the rule or a particular branch of the rule. Consequently, the model must concentrate on these core elements to have a higher likelihood of answering the question accurately. While focusing on these core elements does not guarantee correct answers, it is a necessary condition.

$$A_{\text{accumulated}}[i] = \sum_{\text{decode\_steps}} \sum_{(layer, head) \in \text{top}_k} \left[ A_{\text{layer, head}}^{(\text{step})}[1, i] \text{ if } \text{rule}_{\text{start}} \leq i \leq \text{rule}_{\text{end}} \right] \quad (1)$$

In the experiment, we add a “needle” field to each question-answer sample, indicating the core parts the model needs to focus on during the answering process. We first use the Retrieval Head (Wu et al., 2024) code to calculate the Attention Head Retrieval Score, which ranks each of the model’s retrieval heads. Next, we accumulate the attention matrices of the top 50 ranked retrieval heads within the rule’s specified range ( $\text{max\_decode\_len} = 2000$ ), as shown in Equation 1. Finally, we map the attention scores assigned to tokens back to the rule text for visualization, where the “needle” field is underlined, and the intensity of the color indicates the level of attention.

Combining the results of attention visualization helps to understand the model’s output better, particularly the reasons for its errors. Appendix F provides several case studies of attention visualizations.

## D.4 ANALYSIS ON SELF-CORRECTION

### D.4.1 SELF CORRECTION PROMPT TEMPLATE

The following content [D.4.1](#) gives a prompt template for the Self-Correction experiment. Due to the limit on the number of tokens, in each round of dialogue, the model’s responses are extracted and reintegrated into the dialogue history. The maximum number of interactions is 5, implying 4 correction rounds.

#### Self-Correction Prompt Template

**Round 0:**

**User:** *(The default prompt includes the following components:)*

{Rule}

{Question}

**Assistant:** {Extracted\_Response\_Round\_0}

**Round 1:**

**User:** Your answer is incorrect, please check your answer and provide a correct one.

**Assistant:** {Extracted\_Response\_Round\_1}

**Round 2:**

**User:** Your answer is incorrect, please check your answer and provide a correct one.

**Assistant:** {Extracted\_Response\_Round\_2}

*(Subsequent rounds omitted...)*

### D.4.2 IMPACT OF ROUND COUNT ON SELF-CORRECTION ACCURACY

Figure [10](#) below gives the effect of the number of rounds on the rate of correction from the model’s point of view, and it can be seen that for most models, self-correcting for two rounds gives the highest gains.

Figure [11](#) displays the correction rates categorized by task type. The counterfactual reasoning task maintains a higher level of correction rates across all four rounds. In contrast, the other four task types show a significant correction effect in the first and second rounds, with less pronounced effects subsequently.

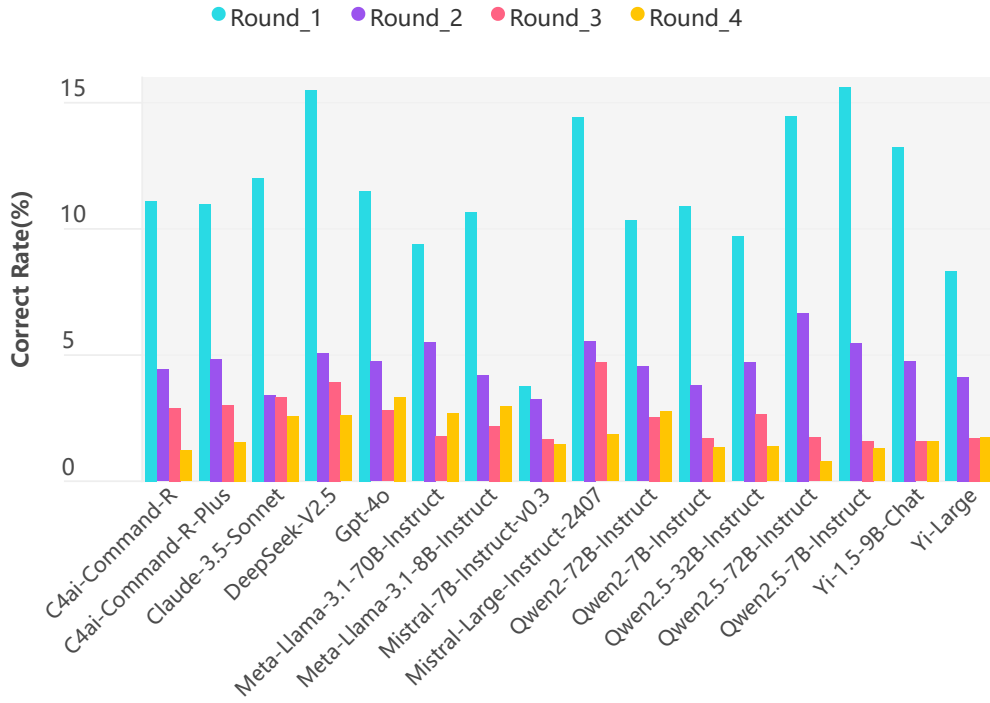


Figure 10: **Self-Correction Rates of Multiple Models Over Four Rounds.** The self-correction rate is defined as the number of problems successfully corrected in a given round divided by the number of problems still unresolved from the previous round.

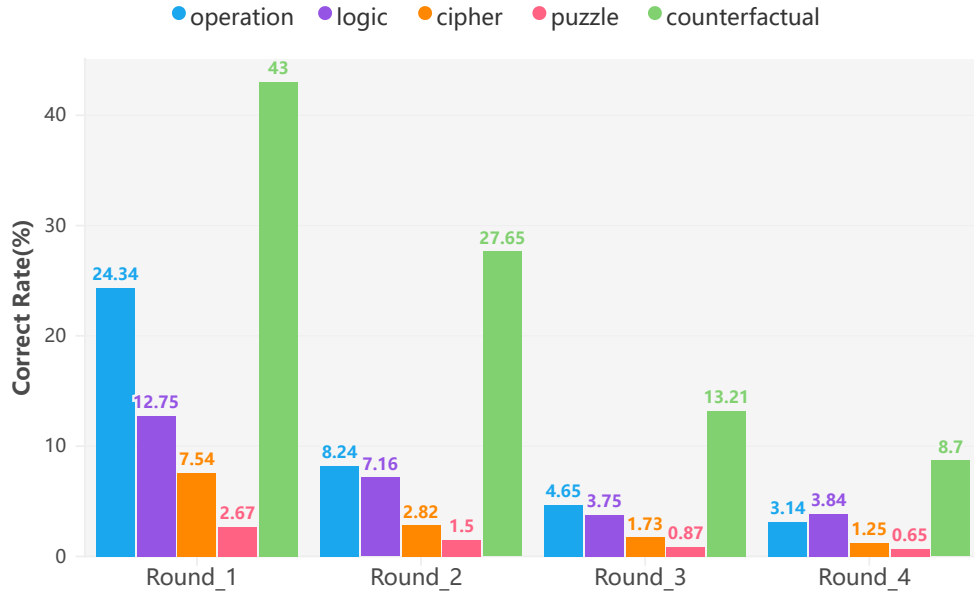


Figure 11: **Self-Correction Rates of Five Task Types Over Four Rounds.** The self-correction rate is defined as the number of problems successfully corrected in a given round divided by the number of problems still unresolved from the previous round.



## D.5 ANALYSIS ON COMPLEX TASK PROCESSING

### D.5.1 COMPLEX TASK PROCESSING PROMPT

Content D.5.1 gives a prompt template for complex task processing. Three Settings for complex task processing: (1) Multi-Q: 1 rule, 1-10 questions; (2) Multi-R: 2-3 rules, 1 question; (3) Multi-RQ: 2-3 rules, 1-3 questions all use this template.

#### Complex Task Processing Prompt Template

You are an intelligent assistant capable of handling all types of reasoning and problem-solving tasks. Below is the text of a set of rules. Your task is to apply the appropriate rules to solve a series of problems.

##### ### Instructions:

1. Read each question carefully and rules to find something relevant to that question.
2. Use the relevant rules to answer each question accurately.
3. Provide the final answers to all questions in JSON format.

```
{ {
  "question1": "your answer",
  "question2": "your answer",
  "question3": "your answer",
}
```

##### ### Rules:

*(A series of rules.)*

##### ### Questions:

*(A series of questions.)*

##### ### Answers:

### D.5.2 COMPLEX TASK PROCESSING EVALUATION

For the evaluation of complex task processing, since the output format of the answers in all three settings is JSON, the system first uses the regular expression `r' { . * } '` to extract the answer portion. Next, it traverses the question list and, for each sub-question, extracts its category and index to retrieve the specific question content, including the correct answer, from the corresponding data source. The system then conducts an assessment of each sub-question, individually judging and recording the passing status of each one. Finally, the overall pass rate of the question is calculated based on the number of sub-questions that pass. If the length of the response results is less than the number of sub-questions, the evaluation process terminates promptly. All assessment results for the sub-questions, including the question content, response text, correct answer, and correctness, are systematically recorded.

## E FUN-FILLED ANALYSIS OF SLIP-UPS

Appendix E presents a series of interesting error cases occurring in five types of tasks from the Claude-3.5-Sonnet or GPT-4o. Each case is accompanied by detailed analyses and in-depth explanations designed to reveal potential weaknesses in the model and provide insights into improving model performance.

### List of Case Study Boxes

<b>1</b>	<b>Operation Error Case 1</b>	<b>44</b>
<b>2</b>	<b>Operation Error Case 2</b>	<b>45</b>
<b>3</b>	<b>Operation Error Case 3</b>	<b>46</b>
<b>4</b>	<b>Operation Error Case 4</b>	<b>47</b>
<b>5</b>	<b>Operation Error Case 5</b>	<b>48</b>
<b>6</b>	<b>Logic Error Case 1</b>	<b>49</b>
<b>7</b>	<b>Logic Error Case 2</b>	<b>51</b>
<b>8</b>	<b>Logic Error Case 3</b>	<b>53</b>
<b>9</b>	<b>Logic Error Case 4</b>	<b>55</b>
<b>10</b>	<b>Logic Error Case 5</b>	<b>57</b>
<b>11</b>	<b>Cipher Error Case 1</b>	<b>59</b>
<b>12</b>	<b>Cipher Error Case 2</b>	<b>61</b>
<b>13</b>	<b>Cipher Error Case 3</b>	<b>63</b>
<b>14</b>	<b>Cipher Error Case 4</b>	<b>67</b>
<b>15</b>	<b>Cipher Error Case 5</b>	<b>69</b>
<b>16</b>	<b>Puzzle Error Case 1</b>	<b>72</b>
<b>17</b>	<b>Puzzle Error Case 2</b>	<b>74</b>
<b>18</b>	<b>Puzzle Error Case 3</b>	<b>75</b>
<b>19</b>	<b>Puzzle Error Case 4</b>	<b>77</b>
<b>20</b>	<b>Puzzle Error Case 5</b>	<b>79</b>
<b>21</b>	<b>Counterfactual Error Case 1</b>	<b>81</b>
<b>22</b>	<b>Counterfactual Error Case 2</b>	<b>83</b>

[Back to Table of Contents](#)

## E.1 OPERATION ERROR CASES ANALYSIS

**▲ Error Case 1****Rule:**

Define an operation such that when  $a$  is a multiple of  $b$ ,  $a \circ b = a/b + 2$ .

When  $b$  is a multiple of  $a$ ,  $a \circ b = b/a + 2$ .

If  $a$  is not a multiple of  $b$  and  $b$  is not a multiple of  $a$ ,  $a \circ b = 24$ .

Both  $a$  and  $b$  are integers.

**Question:**

Compute  $25 \circ 5 \circ 14$ .

Please ensure the answer is a single number and wrap it in double square brackets, like this: `[[your answer]]`.

**Answer:**

`[[4]]`

**Response:**

Let's break this down step by step:

1. First, we need to calculate  $25 \circ 5$ :

$25$  is a multiple of  $5$ , so we use the first part of the rule.

$$25 \circ 5 = 25/5 + 2 = 5 + 2 = 7.$$

2. Now we have  $7 \circ 14$ :

**$7$  is not a multiple of  $14$ , and  $14$  is not a multiple of  $7$ .**

So we use the third part of the rule.

$$7 \circ 14 = 24.$$

3. Therefore,  $25 \circ 5 \circ 14 = 24$

4. The final answer, wrapped in double square brackets, is: `[[24]]`

**Analysis:**

The sentence " $7$  is not a multiple of  $14$ , and  $14$  is not a multiple of  $7$ " is wrong. In fact,  $14$  is a multiple of  $7$ . The misjudgement of the multiplicity has led to the wrong choice of using the third part of the rule.

[Back to List of Cases](#) | [Back to Table of Contents](#)

## Error Case 2

### Rule:

Define an operation such that when  $a$  is a multiple of  $b$ ,  $a \circ b = a/b + 2$ .

When  $b$  is a multiple of  $a$ ,  $a \circ b = b/a + 2$ .

If  $a$  is not a multiple of  $b$  and  $b$  is not a multiple of  $a$ ,  $a \circ b = 24$ .

Both  $a$  and  $b$  are integers.

### Question:

If  $25 \circ X \circ 14 = 4$ , find  $X$ .

When providing your answer, please enclose it in double square brackets, like this: `[[answer]]`.

If there is more than one correct answer, separate the answers with 'or', like this: `[[1or2]]`.

### Answer:

`[[650or5or125]]`

### Response:

Let's approach this step-by-step:

1) We know that  $25 \circ X \circ 14 = 4$

2) Let's consider the possible values for  $X$  that could make this equation true.

3) For the final result to be 4, we need either:

a)  $25 \circ X = 2$  and  $2 \circ 14 = 4$ , or

b)  $25 \circ X = 50$  and  $50 \circ 14 = 4$

4) Let's examine case a:

For  $2 \circ 14$  to equal 4, 14 must be a multiple of 2, which is true.

$14/2 + 2 = 7 + 2 = 9$ , not 4. So this case doesn't work.

5) Let's examine case b:

For  $50 \circ 14$  to equal 4, 14 must be a multiple of 50, which is not true.

So  $50 \circ 14 = 24$ , which is not 4. This case doesn't work either.

6) Therefore, we need to find  $X$  such that  $25 \circ X = 50$

7) For this to be true,  $X$  must be a multiple of 25, and  $25/X + 2 = 50$

8) Solving this equation:

$$25/X + 2 = 50$$

$$25/X = 48$$

$$X = 25/48 = 0.52083\dots$$

9) But  $X$  must be an integer. The only integer that satisfies all conditions is 25.

10) Let's verify:

$$25 \circ 25 = 25/25 + 2 = 1 + 2 = 3$$

$$3 \circ 14 = 24 \text{ (since neither is a multiple of the other)}$$

Therefore, the value of  $X$  is 25.

`[[25]]`

### Analysis:

The analysis is fundamentally flawed due to unreasonable initial assumptions about the two scenarios.

[Back to List of Cases](#) | [Back to Table of Contents](#)

### ⚠ Error Case 3

**Rule:**

$$A \bigcirc B = (A + 3B) \times (A + B)$$

*A and B are integers.*

**Question:**

*Compute  $2 \bigcirc 3 \bigcirc 4$ .*

*Please ensure the answer is a single number and wrap it in double square brackets, like this: `[[your answer]]`.*

**Answer:**

`[[3953]]`

**Response:**

*Let's approach this step-by-step:*

**1) First, we need to calculate  $3 \bigcirc 4$ :**

$$3 \bigcirc 4 = (3 + 3 \times 4) \times (3 + 4)$$

$$= (3 + 12) \times 7$$

$$= 15 \times 7$$

$$= 105$$

**2) Now we have  $2 \bigcirc 105$ :**

$$2 \bigcirc 105 = (2 + 3 \times 105) \times (2 + 105)$$

$$= (2 + 315) \times 107$$

$$= 317 \times 107$$

$$= 33,919$$

*Therefore, the final answer is:*

`[[33919]]`

**Analysis:**

*The response demonstrates a critical error in the order of operations. The calculation should proceed from left to right, but the answer incorrectly prioritizes the rightmost operation.*

[Back to List of Cases](#) | [Back to Table of Contents](#)

### ⚠ Error Case 4

**Rule:**

$$a \# b = \log_b a + \log_a b$$

*a and b are positive integers.*

**Question:**

*Compute  $9 \# 243$ .*

*If the answer is a fraction, write it in 'a/b' text format. Decimals are not allowed.*

*Please wrap the answer in double square brackets, like this: `[[your answer]]`.*

**Answer:**

`[[29/10]]`

**Response:**

*Let's apply the given operation rule to compute  $9 \# 243$ :*

$$a \# b = \log_b a + \log_a b$$

*Here,  $a = 9$  and  $b = 243$*

$$9 \# 243 = \log_{243} 9 + \log_9 243$$

$$1) \log_{243} 9 = 1/2 \text{ (since } 243^{(1/2)} = 9^1)$$

$$2) \log_9 243 = 5/2 \text{ (since } 9^{(5/2)} = 243)$$

*Adding these:*

$$9 \# 243 = 1/2 + 5/2 = 3/2$$

*Therefore, the answer is:*

`[[3/2]]`

**Analysis:**

*The response contains a partial calculation error that propagates through the solution.*

[Back to List of Cases](#) | [Back to Table of Contents](#)

### ⚠ Error Case 5

#### Rule:

$$a \wp b = \log_b a + \log_a b$$

$a$  and  $b$  are positive integers.

#### Question:

If  $3 \wp X = 17/4$ , find  $X$ .

The answer should only be given as a number.

Please wrap the answer in double square brackets, like this: `[[your answer]]`.

#### Answer:

`[[81]]`

#### Response:

Let's approach this step-by-step:

1) We're given that  $3 \wp X = 17/4$

2) Using the definition of the  $\wp$  operation, we can write:

$$3 \wp X = \log_X 3 + \log_3 X = 17/4$$

3) We need to solve this equation for  $X$ . This is a complex equation that doesn't have a simple algebraic solution.

4) However, we can use trial and error with some logical deduction. We know  $X$  must be a positive integer.

5) Let's try  $X = 9$ :

$$\log_9 3 + \log_3 9 \approx 0.5 + 2 = 2.5$$

6) This is very close to  $17/4 = 4.25$

7) We can verify that no other integer value of  $X$  gives a result closer to  $17/4$ .

Therefore, the value of  $X$  that satisfies the equation  $3 \wp X = 17/4$  is 9.

`[[9]]`

#### Analysis:

The response attempts to solve the problem through trials. After testing, it correctly identifies that the proposed solutions do not meet the conditions. However, it presents this answer as the final solution.

[Back to List of Cases](#) | [Back to Table of Contents](#)



## E.2 LOGIC ERROR CASES ANALYSIS

**A Error Case 1****Rule:**

*Propositions are represented using  $p_1, p_2, \dots, p_n$ .*

*Let  $p_1$  be a proposition, the compound proposition “not  $p_1$ ” is represented as  $\sim p_1$ .*

*Let  $p_1$  and  $p_2$  be two propositions, the compound proposition “ $p_1$  and  $p_2$ ” is represented as  $p_1 \& p_2$ .*

*Let  $p_1$  and  $p_2$  be two propositions, the compound proposition “ $p_1$  or  $p_2$ ” is represented as  $p_1 \parallel p_2$ .*

*Let  $p_1$  and  $p_2$  be two propositions, the compound proposition “if  $p_1$ , then  $p_2$ ” is represented as  $p_1 \Rightarrow p_2$ .*

*Let  $p_1$  and  $p_2$  be two propositions, the compound proposition “ $p_1$  if and only if  $p_2$ ” is represented as  $p_1 = p_2$ .*

*A single proposition and proposition constants can be called a formula.*

*Formulas are represented using  $F_1, F_2, \dots, F_n$ .*

*If  $F_1$  is a formula, then  $\sim F_1$  is also a formula.*

*If  $F_1$  and  $F_2$  are formulas, then  $F_1 \& F_2, F_1 \parallel F_2, F_1 \Rightarrow F_2, F_1 = F_2$  are also formulas.*

**Level A Formula:** *The most basic proposition unit, without logical connectives or nested structures.*

**Level B Formula:** *A formula containing one logical connective, and the connected two propositions are both Level A formulas. For example,  $p_1$ .*

**Level C Formula:** *A formula containing nested logical connectives and at least one Level B formula. For example,  $\sim p_1$ .*

*Other levels of logic follow by analogy; when higher than Level Z, they are classified as  $Z+n$  ( $n \geq 1$ ). For example,  $\sim(\sim p_1)$ .*

**True assignment of a proposition:** *A proposition  $p_1$  is assigned as  $\checkmark$ , indicating that  $p_1$  is true.*

**False assignment of a proposition:** *A proposition  $p_1$  is assigned as  $\times$ , indicating that  $p_1$  is false.*

**True assignment of a formula:** *If the formula is  $(\sim p_1 \& \sim p_2 \& \sim p_3) \parallel (p_1 \& p_2)$ , then  $\times \mid \times \mid \times, \checkmark \mid \checkmark \mid \times$  are true assignments of the formula.*

**False assignment of a formula:** *If the formula is  $(\sim p_1 \& \sim p_2 \& \sim p_3) \parallel (p_1 \& p_2)$ , then  $\times \mid \times \mid \checkmark, \times \mid \checkmark \mid \checkmark$  are false assignments of the formula.*

*For  $p_1 \Rightarrow p_2$ , only  $\checkmark \mid \times$  is a false assignment of the formula.*

*A formula that is true under all assignments is called a **Truth Formula**.*

*A formula that is false under all assignments is called a **Falsehood Formula**.*

**Recursive definition of formulas:** *Any formula containing nested logical connectives can be decomposed recursively to obtain its subformulas and their logical connective structures.*

**Priority of logical connectives:** *The priority of logical connectives from high to low is as follows:  $\sim$  (not),  $\&$  (and),  $\parallel$  (or),  $\Rightarrow$  (if...then),  $=$  (if and only if).*

*Without parentheses, operations are performed according to priority.*

**Equivalence of formulas:** *Two formulas are equivalent if they have the same truth value under all assignments.*

*Equivalent formulas can be interchanged.*

**Simplification of formulas:** Formulas can be simplified through logical rules to obtain a more concise form without changing the truth value of the formula.

**Question:**

Find the falsity values of the following formulas:

$$(1) (\sim (\sim p_1 \wedge p_2)) \vee \sim p_3$$

$$(2) (\sim p_2 \vee p_3) \wedge (p_1 \Rightarrow p_2)$$

$$(3) (p_1 \Rightarrow p_2) \wedge (\sim (p_1 \wedge p_3) \vee p_1)$$

The answer format is [[F:...];[F:...];[F:...]].

If there are multiple values in F, they should be separated by commas (,). For example

[[F:×|×|×];[F:√|√|√];[F:×|×|×,√|√|√]]

**Answer:**

[[F:×|√|√];[F:×|√|×,√|√|×,√|×|×,√|×|×];[F:√|×|×,√|×|√]]

**Response:**

To find the falsity values of the given formulas, we need to evaluate each formula for all possible truth value assignments and identify the assignments that make the formula false. Let's analyze each formula:

$$(1) \sim(\sim p_1 \wedge p_2) \vee \sim p_3$$

This formula is false when  $(\sim p_1 \wedge p_2)$  is true and  $p_3$  is true.

So, it's false when  $p_1$  is false,  $p_2$  is true, and  $p_3$  is true.

$$(2) ((\sim p_2 \vee p_3) \wedge (p_1 \Rightarrow p_2))$$

This formula is false when either  $(\sim p_2 \vee p_3)$  is false or  $(p_1 \Rightarrow p_2)$  is false.

$(\sim p_2 \vee p_3)$  is false when  $p_2$  is true and  $p_3$  is false.

$(p_1 \Rightarrow p_2)$  is false when  $p_1$  is true and  $p_2$  is false.

So, it's false when  $p_1$  is true,  $p_2$  is true, and  $p_3$  is false, or when  $p_1$  is true,  $p_2$  is false, and  $p_3$  is any value.

$$(3) (p_1 \Rightarrow p_2) \wedge (\sim (p_1 \wedge p_3) \vee p_1)$$

This formula is false when  $(p_1 \Rightarrow p_2)$  is false or  $(\sim (p_1 \wedge p_3) \vee p_1)$  is false.

$(p_1 \Rightarrow p_2)$  is false when  $p_1$  is true and  $p_2$  is false.

$(\sim (p_1 \wedge p_3) \vee p_1)$  is always true (it's a tautology), so it doesn't contribute to making the formula false.

So, the formula is false when  $p_1$  is true,  $p_2$  is false, and  $p_3$  can be any value.

Now, let's format the answer according to the specified format:

[[F:×|√|√];[F:√|√|×,√|×|√,√|×|×];[F:√|×|√,√|×|×]]

**Analysis:**

The model accurately identifies two different scenarios during the analysis, which should theoretically result in four possible answers. However, the model fails to fully cover all scenarios in its final consideration, a phenomenon that reveals its inadequacy in exploring all possible paths in terms of logical reasoning.

## Error Case 2

### Rule:

In a simple conjunctive form (simple disjunctive form) containing  $n$  propositional variables, if each propositional variable and its negation appear exactly once, and the propositional variables or their negations are arranged in ascending order of subscripts or in lexicographical order, such a simple conjunctive form (simple disjunctive form) is called a paired conjunctive term (paired disjunctive term).

If the true assignment of a paired conjunctive term corresponds to a binary number equal to hexadecimal number  $i$ , this paired conjunctive term is denoted as  $m_i$ . For example, the true assignment of  $p \wedge q$  is 11, and the binary number is 11, corresponding to hexadecimal number 3, denoted as  $m_3$ .

If the false assignment of a paired disjunctive term corresponds to a binary number equal to hexadecimal number  $i$ , this paired disjunctive term is denoted as  $M_i$ . For example, the false assignment of  $\neg p \vee \neg q \vee \neg r$  is 111, and the binary number is 111, corresponding to hexadecimal number 7, denoted as  $M_7$ .

The disjunctive normal form (conjunctive normal form) consisting of all paired conjunctive terms (paired disjunctive terms) is called the principal disjunctive normal form (principal conjunctive normal form).

Given a formula  $A$  containing  $n$  propositional variables:

- If the principal disjunctive normal form of  $A$  includes all  $2^n$  paired conjunctive terms,  $A$  is a tautology.
- If the principal disjunctive normal form of  $A$  includes no paired conjunctive terms,  $A$  is a contradiction.
- If the principal disjunctive normal form of  $A$  includes  $m_0$ ,  $A$  is a basic formula.
- If the indices  $i$  of the paired conjunctive terms included in the principal disjunctive normal form of  $A$  are all even,  $A$  is an all-even formula.
- If the indices  $i$  of the paired conjunctive terms included in the principal disjunctive normal form of  $A$  are all odd,  $A$  is an all-odd formula.

### Question:

Given that formula  $A$  contains 4 propositional variables, what should it be denoted as if it is both a tautology and a basic form? The answer format is  $[[ ]]$ .

### Answer:

$[[m_0 \vee m_1 \vee m_2 \vee m_3 \vee m_4 \vee m_5 \vee m_6 \vee m_7 \vee m_8 \vee m_9 \vee m_A \vee m_B \vee m_C \vee m_D \vee m_E \vee m_F]]$

### Response:

To answer this question, let's apply the given logic rule:

1. Formula  $A$  contains 4 propositional variables.
2. For it to be a tautology, its principal disjunctive normal form must include all  $2^4 = 16$  paired conjunctive terms.
3. For it to be a basic formula, its principal disjunctive normal form must include  $m_0$ .

Given these conditions, the formula  $A$  would be denoted as:

$[[m_0 \vee m_1 \vee m_2 \vee m_3 \vee m_4 \vee m_5 \vee m_6 \vee m_7 \vee m_8 \vee m_9 \vee m_{10} \vee m_{11} \vee m_{12} \vee m_{13} \vee m_{14} \vee m_{15}]]$

This notation includes all 16 paired conjunctive terms ( $m_0$  to  $m_{15}$ ), satisfying the condition for a tautology, and it includes  $m_0$ , satisfying the condition for a basic formula.

**Analysis:**

*The model may not be sufficiently limited in its understanding of the rules to accurately capture the specific requirement of 'hexadecimal', leading to errors.*

[Back to List of Cases](#) | [Back to Table of Contents](#)

### Error Case 3

#### Rule:

Between propositions  $p_1$  and  $p_2$ , the representation is defined as follows:

$A: \forall p_1 \rightarrow p_2$

$E: \forall p_1 \rightarrow \neg p_2$

$I: \exists p_1 \rightarrow p_2$

$O: \exists p_1 \rightarrow \neg p_2$

The figures and moods of the syllogism are as follows:

#### 1. Figure I

##### (1) Form:

$M()P$

$S()M$

$\therefore S()P$

##### (2) Valid Moods:

AAA

EAE

AII

EIO

#### 2. Figure II

##### (1) Form:

$P()M$

$S()M$

$\therefore S()P$

##### (2) Valid Moods:

AEE

EAE

EIO

AOO

#### 3. Figure III

##### (1) Form:

$M()P$

$M()S$

$\therefore S()P$

##### (2) Valid Moods:

AII

EIO

IAI

OAo

#### 4. Figure IV

##### (1) Form:

$P()M$

$M()S$

$\therefore S()P$

##### (2) Valid Moods:

AEE

EIO

IAI

#### Question:

Given the logical statements:

$$\forall P \rightarrow M, \forall M \rightarrow \neg S \Rightarrow \forall S \rightarrow \neg P$$

Determine which figure and mood of syllogism the argument corresponds to, using the format `[[I/II/III/IV];[Mood]]`.

**Answer:**

`[[IV];[AEE]]`

**Response:**

To determine the figure and mood of the syllogism for the given logical statements, let's analyze them step by step:

We have:

First premise:  $\forall P \Rightarrow M$

Second premise:  $\forall M \Rightarrow \neg S$

Conclusion:  $\forall S \Rightarrow \neg P$

Let's match these to our syllogism figures:

The first premise has  $P$  as the subject and  $M$  as the predicate.

The second premise has  $M$  as the subject and  $S$  as the predicate (negated).

The conclusion has  $S$  as the subject and  $P$  as the predicate (negated).

This structure matches Figure I:

$M()P$

$S()M$

$\therefore S()P$

Now, let's determine the mood:

First premise:  $\forall P \Rightarrow M$  - This is an A statement

Second premise:  $\forall M \Rightarrow \neg S$  - This is an E statement

Conclusion:  $\forall S \Rightarrow \neg P$  - This is an E statement

5. So, the mood is AEE.

6. Checking the valid moods for Figure I, we see that AEE is not listed as a valid mood.

However, the question asks us to determine which figure and mood the argument corresponds to, even if it's not valid.

Therefore, the answer in the requested format is:

`[[I];[AEE]]`

This indicates that the argument corresponds to Figure I with the mood AEE, although it's worth noting that this is not a valid syllogism in classical logic.

**Analysis:**

After a matching error occurs in the early stage, although it is eventually found to be unsatisfactory, an incorrect conclusion is still given without correction.

### Error Case 4

#### Rule:

Between propositions  $p_1$  and  $p_2$ , the representation is defined as follows:

$A: \forall p_1 \rightarrow p_2$

$E: \forall p_1 \rightarrow \neg p_2$

$I: \exists p_1 \rightarrow p_2$

$O: \exists p_1 \rightarrow \neg p_2$

The figures and moods of the syllogism are as follows:

#### 1. Figure I

##### (1) Form:

$M()P$

$S()M$

$\therefore S()P$

##### (2) Valid Moods:

AAA

EAE

AII

EIO

#### 2. Figure II

##### (1) Form:

$P()M$

$S()M$

$\therefore S()P$

##### (2) Valid Moods:

AEE

EAE

EIO

AOO

#### 3. Figure III

##### (1) Form:

$M()P$

$M()S$

$\therefore S()P$

##### (2) Valid Moods:

AII

EIO

IAI

OAo

#### 4. Figure IV

##### (1) Form:

$P()M$

$M()S$

$\therefore S()P$

##### (2) Valid Moods:

AEE

EIO

IAI

#### Question:

Please fill in the parentheses below



( )AP  
 MI()  
 $\therefore$  SIP

Provide the answer in the format of [[ ];[ ]].

**Answer:**

[[M];[S]]

**Response:**

To answer this question, we need to identify the figure and mood of the syllogism based on the given information and the valid moods for each figure.

Let's analyze the given syllogism:

( )AP  
 MI()  
 $\therefore$  SIP

This structure matches Figure IV:

P()M  
 M()S  
 $\therefore$  S()P

Now, we need to find a valid mood for Figure IV that results in a conclusion of SIP. Looking at the valid moods for Figure IV (AEE, EIO, IAI), we can see that IAI is the only one that gives us an I conclusion.

So, we'll use the IAI mood:

I:  $\exists p_1 \Rightarrow p_2$  (for the first premise)  
 A:  $\forall p_1 \Rightarrow p_2$  (for the second premise)  
 I:  $\exists p_1 \Rightarrow p_2$  (for the conclusion)

Applying this to our syllogism:

IAP  
 MAI  
 $\therefore$  SIP

Therefore, the answer in the requested format is:

[[I];[A]]

This fills in the parentheses in the original syllogism as follows:

(I)AP  
 MA(I)  
 $\therefore$  SIP

**Analysis:**

The mismatch arises from an analytical oversight, likely due to misinterpreting the graphical representation, which results in a failure to accurately discern the logical relationship's correct graphical counterpart.

### ⚠ Error Case 5

#### Rule:

**Universal Quantifier:** Use  $Ax$  to denote "for all  $x$ ".

**Existential Quantifier:** Use  $Ex$  to denote "there exists some  $x$ ".

#### Logical Connectives:

Conjunction: Use  $\&$

Disjunction: Use  $\mid$

Implication: Use  $\Rightarrow$

Negation: Use  $\sim$

In general, a predicate  $P$  with  $n$  ( $n > 1$ ) individual variables is called an  **$n$ -ary predicate**, denoted as  $P(x_1, x_2, \dots, x_n)$ . When  $n = 1$ ,  $P(x)$  denotes the property  $P$ ; when  $n \geq 2$ ,  $P(x_1, x_2, \dots, x_n)$  denotes the relationship  $P$  among  $x_1, x_2, \dots, x_n$ .

Predicates without individual variables are called **0-ary predicates**. For example,  $F(a)$ ,  $G(a, b)$ ,  $P(a_1, \dots, a_n)$  are all 0-ary predicates.

Let  $D$  be the domain of individuals.

- "All  $x$  in  $D$  have property  $F$ " is symbolized as  $AxF(x)$ .
- "Some  $x$  in  $D$  have property  $F$ " is symbolized as  $ExF(x)$ .
- "For all  $x$  in  $D$ , if  $x$  has property  $F$ , then  $x$  has property  $G$ " is symbolized as  $Ax(F(x) \Rightarrow G(x))$ .
- "Some  $x$  in  $D$  have both properties  $F$  and  $G$ " is symbolized as  $Ex(F(x) \& G(x))$ .
- "For all  $x, y$  in  $D$ , if  $x$  has property  $F$  and  $y$  has property  $G$ , then  $x$  and  $y$  have relationship  $H$ " is symbolized as  $AxAy(F(x) \& G(y) \Rightarrow H(x, y))$ .
- "For all  $x$  in  $D$ , if  $x$  has property  $F$ , then there exists some  $y$  with property  $G$  such that  $x$  and  $y$  have relationship  $H$ " is symbolized as  $Ax(F(x) \Rightarrow Ey(G(y) \& H(x, y)))$ .
- "There exists some  $x$  in  $D$  with property  $F$ , and for all  $y$  in  $D$ , if  $y$  has property  $G$ , then  $x$  and  $y$  have relationship  $H$ " is symbolized as  $Ex(F(x) \& Ay(G(y) \Rightarrow H(x, y)))$ .

#### Question:

In first-order logic, symbolize the following propositions using **0-ary predicates**:

(1) Only 2 is a prime number, 4 is a composite number.

(2) If 5 is greater than 4, then 4 is greater than 6.

For (1), define a unary predicate  $F(x)$ :  $x$  is a prime number.

The proposition can be symbolized as?

For (2), define a binary predicate  $G(x, y)$ :  $x > y$ .

The proposition can be symbolized as?

Please provide the answers in the format  $[[[]];[]]$ .

#### Answer:

$[[F(4) \Rightarrow F(2)];[G(5, 4) \Rightarrow G(4, 6)]]$

#### Response:

Based on the given logic rules and the question, here's the symbolization of the propositions:

For (1):

*Let  $F(x)$  be the unary predicate "x is a prime number"*

*Let  $C(x)$  be the unary predicate "x is a composite number"*

*The symbolization is:  $[F(2) \wedge C(4) \wedge \forall z((F(z) \Rightarrow z = 2))]$*

*For (2):*

*Let  $G(x, y)$  be the binary predicate " $x > y$ "*

*The symbolization is:  $[G(5, 4) \Rightarrow G(4, 6)]$*

*Therefore, the complete answer in the requested format is:*

*$[[F(2) \wedge C(4) \wedge \forall z((F(z) \Rightarrow z = 2))]; [G(5, 4) \Rightarrow G(4, 6)]]$*

---

**Analysis:**

*Fails to accurately follow the restriction that the topic requires the use of 0-ary predicates to symbolise propositions. Reflects a deficiency in the model's ability to correctly apply the rules of logical symbolisation.*

[Back to List of Cases](#) | [Back to Table of Contents](#)

## E.3 CIPHER ERROR CASES ANALYSIS

**⚠ Error Case 1****Rule:****Encryption Rules:****Input:**

- \* *Plaintext:* Uppercase letters string without punctuation and spaces.
- \* *period:* Defines how often the inner disc rotates. Periodicity indicates that after every number of characters processed in the encryption process, the inner disc will rotate once according to the incremental value.
- \* *increment:* Defines the number of characters the inner disc rotates each time. At the end of each cycle, the inner disc will rotate to the right by the corresponding number of characters based on the increment value. For example, if the increment is 4, the inner disc will rotate 4 characters to the right for each cycle that passes (e.g., 5 characters are processed).

**Output:**

- \* *Ciphertext:* Uppercase letters string.

**Preparation:**

- \* *outer\_disk* = "QWERTYUIOPASDFGHJZXCVBNMKL"
- \* *inner\_disk* = "JKLZXCVBNMASDFGHJQWERTYUIO"

**Encryption Steps:**

- \* For each character *p* in the plaintext:
  - Find the character in the *outer\_disk*.
  - Replace it with the character at the corresponding position on the *inner\_disk*.
  - After encrypting every 'period' characters, rotate the *inner\_disk* to the right by 'increment' characters. For example, rotating 'ZXCVBNMASDFGHJKLQWERTYUIOP' by 4 gives 'BNMASDFGHJKLQWERTYUIOPZXC'.

**Decryption Rules:****Input:**

- \* *Ciphertext:* Uppercase letters string.
- \* *period* (Same as encryption)
- \* *increment* (Same as encryption)

**Output:**

- \* *Plaintext:* Uppercase letters string.

**Preparation:**

- \* *outer\_disk* = "QWERTYUIOPASDFGHJZXCVBNMKL"
- \* *inner\_disk* = "JKLZXCVBNMASDFGHJQWERTYUIO"

**Decryption Steps (exact opposite of encryption steps):**

- \* For each character *c* in the ciphertext:
  - Find the character in the *inner\_disk*.
  - Replace the character with the corresponding position in the *outer\_disk*.
  - After decrypting every 'period' characters, rotate the *inner\_disk* to the right by 'increment' characters. For example, rotating 'ZXCVBNMASDFGHJKLQWERTYUIOP' by 4 gives 'BNMASDFGHJKLQWERTYUIOPZXC'.

**Question:**

*Plaintext: "R"*

*period: 3*

*increment: 1*

*Please provide the encrypted answer, encapsulated in double square brackets. For example, the format should be: [[encrypted answer]].*

**Answer:**

[[Z]]

**Response:**

*Let's perform the encryption step by step using the provided rules.*

*#### Initial Disks:*

*outer\_disk = "QWERTYUIOPASDFGHJZXCVBNMKL"*

*inner\_disk = "JKLZXCVBNMASDFGHJQWERTYUIO"*

*#### Encryption Process:*

1. *Plaintext character: "R"*
2. *Find "R" in the outer\_disk:*
  - *Position of "R" in "QWERTYUIOPASDFGHJZXCVBNMKL" is 1.*
3. *Replace it with the character at the corresponding position in the inner\_disk:*
  - *Character at position 1 in "JKLZXCVBNMASDFGHJQWERTYUIO" is "K".*

*Since the period is 3 and we have only processed 1 character, there is no need to rotate the inner disk yet.*

*The encrypted character is "K".*

*Thus, the encrypted answer is: [[K]]*

**Analysis:**

*Position mapping error, where the model incorrectly identifies the position of an element. This indicates a bias in its ability to accurately locate and reference data in a sequence.*

[Back to List of Cases](#) | [Back to Table of Contents](#)

## Error Case 2

### Rule:

#### Encryption Rules:

##### Input:

- \* Plaintext: Uppercase letters string without punctuation and spaces.

##### Output:

- \* Ciphertext: A string.

##### Preparation:

```
* encryption_table = {
  'A': '!', 'B': '@', 'C': '#', 'D': '$',
  'E': '%', 'F': '^', 'G': '&', 'H': '*',
  'I': '(', 'J': ')', 'K': '_', 'L': '+',
  'M': '=', 'N': '~', 'O': '?', 'P': '/',
  'Q': '0', 'R': ':', 'S': ';', 'T': '<',
  'U': '>', 'V': 'I', 'W': '2', 'X': '3',
  'Y': '4', 'Z': '5'
}
```

##### Encryption Steps:

- \* For each given plaintext character  $p$ :
  - If ' $p$ ' is an uppercase letter and exists in the encryption table:
  - Replace ' $p$ ' with the corresponding symbol from the encryption table.

#### Decryption Rules:

##### Input:

- \* Ciphertext: A string.

##### Output:

- \* Plaintext: Uppercase letters string.

##### Preparation:

```
* encryption_table = {
  'A': '!', 'B': '@', 'C': '#', 'D': '$',
  'E': '%', 'F': '^', 'G': '&', 'H': '*',
  'I': '(', 'J': ')', 'K': '_', 'L': '+',
  'M': '=', 'N': '~', 'O': '?', 'P': '/',
  'Q': '0', 'R': ':', 'S': ';', 'T': '<',
  'U': '>', 'V': 'I', 'W': '2', 'X': '3',
  'Y': '4', 'Z': '5'
}
```

##### Decryption Steps (exact opposite of encryption steps):

- \* For each given ciphertext character  $c$ :
  - If ' $c$ ' is a symbol from the encryption table and exists in the encryption table:
  - Replace ' $c$ ' with the corresponding uppercase letter from the encryption table.

### Question:

Ciphertext: ".\*23/~\$31(3"

Please provide the decrypted answer, encapsulated in double square brackets. For example, the format should be: [[decrypted answer]].

### Answer:

[[RHWXPNDXVIX]]

### Response:

*To decrypt the given ciphertext according to the specified rules, we need to reverse the encryption process using the provided encryption table.*

*First, let's invert the encryption table for decryption purposes:*

““

```
decryption_table = {
  '!': 'A', '@': 'B', '#': 'C', '$': 'D',
  '%': 'E', '^': 'F', '&': 'G', '*': 'H',
  '(': 'I', ')': 'J', '_': 'K', '+': 'L',
  '=': 'M', '~': 'N', '?': 'O', '/': 'P',
  '0': 'Q', ':': 'R', ';': 'S', '<': 'T',
  '>': 'U', 'I': 'V', '2': 'W', '3': 'X',
  '4': 'Y', '5': 'Z'
}
```

““

*Now, we'll decrypt the ciphertext ":\*23/~\$31(3" step by step:*

1. `'*' => 'H'`
2. `'2' => 'W'`
3. `'3' => 'X'`
4. `'/' => 'P'`
5. `'~' => 'N'`
6. `'$' => 'D'`
7. `'3' => 'X'`
8. `'I' => 'V'`
9. `'(' => 'I'`
10. `'3' => 'X'`
11. `'3' => 'X'`

*So the decrypted message is "RHWPXNDXVIX".*

*Encapsulated in double square brackets, we get:*

[[RHWPXNDXVIX]]

### Analysis:

*Sequence linkage error. Individual letters are decoded correctly, but the final connection is incorrect. Reflects the model's lack of ability to capture and maintain the necessary contextual information, which may point to the model's limitations in memory integration and serialisation strategies.*

[Back to List of Cases](#) | [Back to Table of Contents](#)

### Error Case 3

#### **Rule:**

##### **Encryption Rules:**

###### **Input:**

- \* Plaintext: Uppercase letters string without punctuation and spaces.

###### **Output:**

- \* Ciphertext: A string without punctuation and spaces.

###### **Preparation:**

- \* Number of lines: 5

###### **Encryption Steps:**

- \* Fill in the first plaintext in the first position of the first line.
- \* Two ways to fill:
  - Downwards: Fill the first row with a "#" (removing the first column, since the first position is already filled with a plaintext letter), then fill the plaintext downwards from the second row to the last row (fifth row).
  - Upwards: the plaintext is filled upwards from the last line (fifth line) to the second line, and then the first line is filled with a "#".
- \* For each letter in the plaintext (except the first letter which has been filled in the first position), perform downward padding first, fill one column, then turn to upward padding, then turn to downward padding, and so on alternately, until all the letters have been filled.
  - For example, HELLOWORLD. The content of the five lines after filling is
 

```

H L #
E R D
L O
L W
O #
          
```
- \* Filled out, read line by line, first read the contents of the first line, after reading the contents of each line are added a \* sign, marking the end of the line; and then read the contents of the second line, and so on, read all the lines, the formation of the final password text.
 

```

H L #
E R D
L O
L W
O #
      
```

  - Read the final cipher text line by line as "HL#\*ERD\*LO\*LW\*O#\*" (i.e., there must be five \*'s in the final cipher text to indicate that there are five lines)

##### **Decryption Rules:**

###### **Input:**

- \* Ciphertext: A string without punctuation and spaces.

###### **Output:**

- \* Plaintext: Uppercase letters string without punctuation and spaces.

###### **Preparation:**

- \* Number of lines: 5

###### **Decryption Steps (exact opposite of encryption steps):**



\* According to the \* in the ciphertext (excluding the \* sign), it can be divided into five groups, which are filled into five rows in turn. Get the recovered data in five rows.

· For example, like "HL#\*ERD\*LO\*LW\*O#\*", according to the division of \* and then fill in the five lines to get the recovered five lines of data D:

H L #  
 E R D  
 L O  
 L W  
 O #

\* Then read all the columns alternately according to read down first and then read up. Get the uncleaned messages.

· For example, for the five rows of message D in the previous step, read alternately to get "HELLO#WORL#D"

\* Remove the # from the uncleaned message to get the final plaintext.

### Question:

Plaintext: "GSPKAPGX"

Please provide the encrypted answer, encapsulated in double square brackets. For example, the format should be: [[encrypted answer]].

### Answer:

[[G\*SX\*PG\*KP\*A#\*]]

### Response:

To encrypt the plaintext "GSPKAPGX" using the specified cipher rules, follow these steps:

1. Prepare the lines:

Number of lines: 5

2. Fill the lines according to the rules:

Start by filling the first letter 'G' in the first position of the first line.

Then fill alternately downward and upward, skipping the first column after 'G'.

3. Let's start filling in the lines:

First line starts with G.

G

Then, we use a downward fill, starting from the second row:

G S

Again, downward fill next:

G S  
P

Continue downward:

*G S*  
*P K*

*Continue downward until the fifth row is filled:*

*G S*  
*P K*  
*A*

*Begin moving upward fill:*

*G S*  
*P K*  
*A P*

*Continue upward:*

*G S*  
*P K*  
*A P*  
*G*

*Finish upward fill back to the first line:*

*G S*  
*P K*  
*A P*  
*G X*

*The full arrangement with placeholders ('#') could look like this:*

*G S #*  
*P K*  
*A P*  
*G X*  
*# # #*

4. Fill in the placeholders ('#'):

*The placeholders ('#') will be added to maintain the 5 lines structure.*

*G S #*  
*P K #*  
*A P*  
*G X*  
*# # #*

5. Read line by line with '\*' delimiter:

*G S # \**  
*P K # \**

$A P *$   
 $G X *$   
 $\# \# \#$

6. Combine all to form the final ciphertext:

$'GS*PK*AP*GX*#*'$

So, the encrypted answer is:  $[[GS*PK*AP*GX*#*]]$

---

**Analysis:**

*Transpose Writing Error:* The response says it is writing down and up, but its output is written sideways. The failure of the model to correctly handle spatial relationships when it is required to respond according to a given directional instruction may point to deficiencies in the model's spatial reasoning or directional understanding.

[Back to List of Cases](#) | [Back to Table of Contents](#)

**⚠ Error Case 4****Rule:****Encryption Rules:****Input:**

- \* Plaintext: Uppercase letters string without punctuation and spaces.

**Output:**

- \* Ciphertext: A sequence of numbers separated by ,. For example, "y1,y2,...".

**Preparation:**

- \*  $e$ : 263
- \*  $n$ : 299

**Encryption Steps:**

- \* For each letter  $p$  in the plaintext:
  - Get the decimal number  $x$  of the value corresponding to the ascii code of  $p$ .
  - Compute  $x^e \bmod n$  as the ciphertext number  $y$  for that letter  $p$ . Here  $^$  denotes the multiplication operation.
- \* Finally, concatenate all the  $y$ 's and separate them with commas for the final ciphertext.

**Decryption Rules:****Input:**

- \* Ciphertext: A sequence of numbers separated by ,. For example, "y1,y2,...".

**Output:**

- \* Plaintext: Uppercase letters string without punctuation and spaces.

**Preparation:**

- \*  $e$ : 263
- \*  $n$ : 299

**Decryption Steps:**

- \* For each number  $c$  in the ciphertext:
  - Calculate  $z = c^e \bmod n$ . Here  $^$  means multiplication.
  - Based on the decimal number represented by  $z$ , use the ascii code to find the corresponding letter as the plaintext letter  $p$ .
- \* Finally, concatenate all  $p$ 's to get the final plaintext.

**Question:**

Plaintext: "Z"

Please provide the encrypted answer, encapsulated in double square brackets. For example, the format should be: `[[encrypted answer]]`.

**Answer:**

`[[103]]`

**Response:**

Let's follow the given encryption rules step by step to encrypt the plaintext "Z".

1. Plaintext: Z

2. Ascii Code of 'Z':

The ASCII value of 'Z' is 90.

3. *Encryption Preparation:*

$$e = 263$$

$$n = 299$$

4. *Encryption Calculation for 'Z':*

*First, get the decimal number  $x$  of the value corresponding to the ASCII code of 'Z':*

$$x = 90$$

$$\text{Compute } x^e \bmod n \text{ for 'Z': } y = 90^{263} \bmod 299$$

*To compute  $90^{263} \bmod 299$ , we can use modular exponentiation for efficiency:*

$$y = 90^{263} \bmod 299$$

*Using a modular exponentiation tool or performing it manually, you get:*

$$90^{263} \bmod 299 = 223$$

5. *Resulting Ciphertext:*

*For 'Z', the ciphertext number  $y$  is '223'.*

6. *Format the output:*

*- The final ciphertext is '223'.*

*Thus, the encrypted answer for the plaintext "Z" is:*

*[[223]]*

---

**Analysis:**

*Mathematical Calculation Error: The model may be flawed in modulo power arithmetic.*

[Back to List of Cases](#) | [Back to Table of Contents](#)

### Error Case 5

#### Rule:

##### Encryption Rules:

###### Input:

- \* Plaintext: Uppercase letters string without punctuation and spaces.

###### Output:

- \* Ciphertext: A string without punctuation.

###### Preparation: Multitap Code Table

Letter	Multitap Code
A	2^1
B	2^2
C	2^3
D	3^1
E	3^2
F	3^3
G	4^1
H	4^2
I	4^3
J	5^1
K	5^2
L	5^3
M	6^1
N	6^2
O	6^3
P	7^1
Q	7^2
R	7^3
S	7^4
T	8^1
U	8^2
V	8^3
W	9^1
X	9^2
Y	9^3
Z	9^4

##### Encryption Steps:

For each given plaintext character  $p$ :

- \* If ' $p$ ' is an uppercase letter and exists in the Multitap Code Table:
- \* Replace ' $p$ ' with the corresponding Multitap Code from the Multitap Code Table.

##### Decryption Rules:

###### Input:

- \* Ciphertext: A string without punctuation.

###### Output:

- \* Plaintext: Uppercase letters string.

###### Preparation: Multitap Code Table (Same as encryption)

##### Decryption Steps (exact opposite of encryption steps):

For each given ciphertext Multitap Code  $c$ :

- If 'c' is a Multitap Code from the Multitap Code Table:
- Replace 'c' with the corresponding uppercase letter from the Multitap Code Table.

**Question:**

Ciphertext: "3^19^46^26^17^44^39^38^37^36^38^1"

Please provide the decrypted answer, encapsulated in double square brackets. For example, the format should be: [[decrypted answer]].

**Answer:**

[[DZNM SIYVROT]]

**Response:**

To decrypt the given ciphertext "3^19^46^26^17^44^39^38^37^36^38^1", we will use the Multitap Code Table provided. Here are the steps:

1. Split the ciphertext into individual Multitap Codes:

3^1  
9^4  
6^2  
6^1  
7^1  
4^4  
3^9  
3^8  
3^7  
3^6  
3^8  
1

2. Match each Multitap Code to the corresponding letter using the Multitap Code Table:

Multitap Code	Letter
---	---
3^1	D
9^4	Z
6^2	N
6^1	M
7^1	P
4^4	(Invalid)
3^9	(Invalid)
3^8	(Invalid)
3^7	(Invalid)
3^6	(Invalid)
3^8	(Invalid)
1	(Invalid)

3. Upon reviewing the Multitap Code Table, it appears there are some invalid codes in the provided ciphertext. Let's correct the ciphertext and re-evaluate:

4. The correct ciphertext should be:

3^1 (D)  
9^1 (W)

$6^2$  (N)  
 $6^1$  (M)  
 $7^1$  (P)  
 $4^4$  (S)  
 $3^9$  (Invalid)  
 $3^8$  (Invalid)  
 $3^7$  (Invalid)  
 $3^6$  (Invalid)  
 $3^8$  (Invalid)  
 $1$  (Invalid)

5. Since there are invalid codes, let's assume the correct ciphertext is " $3^1 9^1 16^2 26^1 17^4 44^3 9^3 8^3 7^3 6^3 8^1$ ":

$3^1$  (D)  
 $9^1$  (W)  
 $6^2$  (N)  
 $6^1$  (M)  
 $7^1$  (P)  
 $4^4$  (S)  
 $3^9$  (Invalid)  
 $3^8$  (Invalid)  
 $3^7$  (Invalid)  
 $3^6$  (Invalid)  
 $3^8$  (Invalid)  
 $1$  (Invalid)

The correct decryption should be:

[[DWNMPS]]

### Answer:

[[DWNMPS]]

#### Analysis:

*Sequence Splitting Error:* The model discovers the problem and tries to self-correct, but fails to find the error and instead begins to make wild guesses.

[Back to List of Cases](#) | [Back to Table of Contents](#)



## E.4 PUZZLE ERROR CASES ANALYSIS

**▲ Error Case 1****Rule:**

1. The game is played on a square grid of letters.
2. The player is given a set of words to find on the grid.
3. The words can be arranged horizontally, vertically, diagonally, backwards or staggered.
4. Find all hidden words and label them.

**Question:**

YJLBAFYTTCL  
SKYSQVONION  
UASPARAGUSO  
MLMCELMRLUB  
BEETPVKWKSK  
XNVGKOCDOJ  
NNGZCGCICYT  
GERIIDNHMOC  
RFQOHAGPAWR  
SLCUCUMBERG  
EKOHCITRARD

**Word List:**

ARTICHOKE	OKRA
EGGPLANT	CHICKPEA
ASPARAGUS	ONION
FENNEL	CORN
BEET	SPINACH
KALE	CUCUMBER
CHARD	YAM

The answer should be the coordinates of the start and end points of these words in the format (row i, column j), e.g., BACH (12,4)(12,1) means that the word BACH starts with a letter in column 4 of row 12 and ends with a letter in column 1 of row 12. The output order should be the same as the order in the word list. Use line breaks between answers of different words and wrap the answer in double square brackets.

Suppose the word list is: BACH MOZART BRAHMS

The answer should be: [[BACH (12,4)(12,1) MOZART(13,7)(13,2) BRAHMS (7,7)(12,12)]]

**Answer:**

[[ARTICHOKE (11,9)(11,1) EGGPLANT (9,2)(1,9) ASPARAGUS (3,2)(3,10) FENNEL (9,2)(4,2) BEET (5,1)(5,4) KALE (2,2)(5,2) CHARD (7,7)(11,11) OKRA (6,10)(3,7) CHICKPEA (10,5)(3,5) ONION (7,2)(11,2) CORN (10,5)(7,2) SPINACH (5,10)(11,4) CUCUMBER (10,3)(10,10) YAM (2,3)(4,1)]]

**Response:**

[[ARTICHOKE (11,5)(11,14) EGGPLANT (5,11)(5,4) ASPARAGUS (3,3)(3,11) FENNEL (8,6)(3,6) BEET (5,1)(5,4) KALE (2,3)(2,6) CHARD (1,5)(5,1) OKRA (9,6)(9,9) CHICKPEA (3,1)(9,1) ONION (2,7)(2,11) CORN (2,9)(5,9) SPINACH (10,3)(10,9) CUCUMBER (10,1)(10,8) YAM (1,2)(3,2)]]

**Analysis:**

*The wrong response is given directly and no process of analysis or reasoning is given.*

[Back to List of Cases](#) | [Back to Table of Contents](#)

**⚠ Error Case 2****Rule:**

1. Begin by giving a word or phrase.
2. Rearrange the letters to form one or more new words or phrases using all or some of the letters (e.g. four of the five letters).
3. Questions will indicate the requirement for the number of letters to be used.
4. The newly formed word or phrase must be a valid word or phrase and the answer should cite all the newly formed words.

**Question:**

*Apple (use all letters).*

*Only give one word that meets the requirements.*

*Please wrap the answer in double square brackets, like this: [[your answer]].*

**Answer:**

*[[appel pepla]]*

**Response:**

*Let's begin by analyzing the word "Apple."*

*We need to rearrange all the letters of the word "Apple" to form another valid word. Here are the letters: A, P, P, L, E.*

*By rearranging these letters, one possible valid word we can form is "Plea."*

*The word "Plea" uses all the letters of the word "Apple" (A, P, P, L, E), meeting the requirement to use all letters.*

*So, the answer is [[Plea]].*

**Analysis:**

*'Plea' uses only four of the five letters of 'apple', which does not fulfil the restriction, but the response considers that 'plea' uses all of the letters.*

[Back to List of Cases](#) | [Back to Table of Contents](#)

**⚠ Error Case 3****Rule:**

1. The game gives a formula of letters, each representing a unique number (0-9).
2. Different letters cannot represent the same number.
3. The first letter of any multi-digit number cannot represent 0.

**Question:**

$$TT+TT=LTC$$

Please provide your answer in the form: letter=number, and make sure to enclose your answer in double square brackets, like this:  $[[A=1,B=2,\dots]]$ .

**Answer:**

$$[[T=9,L=1,C=8]]$$

**Response:**

To solve the puzzle  $TT + TT = LTC$  while adhering to the specified rules, we need to:

1. Assign a unique digit (0-9) to each letter such that different letters represent different numbers.
2. Ensure the first letter of any multi-digit number is not 0.

Let's denote: -  $T$ -  $L$ -  $C$

We start by interpreting the equation:

$$TT + TT = LTC$$

This can be rewritten with  $TT$  as a two-digit number:

$$10T + T + 10T + T = LTC$$

$$20T + 2T = LTC$$

$$22T = LTC$$

Now,  $LTC$  is a three-digit number. We know  $T$  must be such that  $22T$  results in a valid three-digit number with its digits mapping correctly to  $L$ ,  $T$ , and  $C$ .

Let's try different values for  $T$ :

If  $T = 3$ :

$$22 \times 3 = 66 \quad (\text{too small, not three digits})$$

If  $T = 4$ :

$$22 \times 4 = 88 \quad (\text{still too small})$$

If  $T = 5$ :

$$22 \times 5 = 110 \quad (\text{possible!})$$

Let's check:

- 110 is three digits:  $L = 1$ ,  $T = 0$ ,  $C = 0$

But  $T \neq 0$  since it's a leading digit in multi-digit  $LTC$ .

If  $T = 6$ :

$$22 \times 6 = 132$$

Let's check 132:  $L = 1$   $T = 3$   $C = 2$

Thus,  $L = 1$ ,  $T = 6$ ,  $C = 2$  works because all digits are different, and  $T$  is not zero.

Therefore, the solution to the puzzle  $TT + TT = LTC$  is:

$[[T=6, L=1, C=2]]$

---

**Analysis:**

The answer uses an enumeration method, and the restriction that the  $LTC$  is a three-digit number is satisfied when the attempt ' $T=6$ ' is made, however, the answer ignores the fact that the value of  $T$  in the  $LTC$  should be equal to the value of  $T$  on the left-hand side of the equation, '6', and the answer incorrectly outputs the unsatisfied answer as the correct one instead of continuing with the attempt. The answer incorrectly outputs the unsatisfied answer as the correct answer rather than continuing with the attempt.

[Back to List of Cases](#) | [Back to Table of Contents](#)

**⚠ Error Case 4****Rule:**

1. A rectangular grid is given with a number at the end of each row and column indicating the sum of the weights of the filled black cells in that row or column.
2. In column  $i$ , the weight of the black grid is equal to its position in that column (i.e., 1 through  $n$ ). Similarly, the weight of the black grid in row  $j$  is equal to its position in that row (i.e. 1 through  $n$ ).
3. The player needs to blacken a number of cells in the grid such that the sum of the weights of the black cells in each row and column is equal to the given numbers.
4. The problem is given by a matrix in the form of a blank grid filled with X. Below and to the right of the matrix are attached the numerical constraints mentioned above. The player replaces the grid to be blacked out with 1.

**Question:**

X	X	X	X	X	X	5
X	X	X	X	X	X	17
X	X	X	X	X	X	9
X	X	X	X	X	X	13
X	X	X	X	X	X	9
X	X	X	X	X	X	8
14	10	12	4	13	10	

The final answer should be given in order from left to right, top to bottom with each element separated by a space and different lines separated by " ". Wrap your final answer in double square brackets, like this: `[[your answer]]`.

**Answer:**

`[[X X X X 1 X, 1 1 1 X 1 1, 1 1 X X X 1, 1 X 1 1 1 X, 1 1 X X X 1, X X 1 X 1 X]]`

**Response:**

To solve this puzzle, we'll follow the rules and constraints provided:

1. We need to fill the grid such that the sum of the weights of the filled black cells aligns with the given numbers at the end of each row and column.
2. The weight of a black cell in row  $*j*$  is simply its position (from 1 to 6), and similarly for columns.

Let's start by breaking down the scoring criteria based on the grid.

The column sums given are: 14, 10, 12, 4, 13, 10

The row sums given are: 5, 17, 9, 13, 9, 8

We'll use a process of deduction and trial and error to balance these sums.

### Step-by-step Process:

First, we create a 6x6 matrix, initializing all cells to 0 (blank state).

\*\*Trying to fill Column 1\*\*:

- Column 1 sum must be 14.
- Row-based contribution:
  - If we fill all cells in column 1, contribute as 1, 2, 3, 4, 5, 6. Total =  $1 + 2 + 3 + 4 + 5 + 6 = 21$  overshoot, we need to eliminate some choices.
  - A sum of 14 can be achieved by:
    - Excluding either the cells at (1,1) and (6,1) i.e., 2 to 5 =  $2 + 3 + 4 + 5 = 14$  exactly (Row 2: 2, Row 3: 3, Row 4: 4, Row 5: 5).

This needs to be reflected as: 0 1 1 1 1 0 (sum 14)

So Matrix: [ X 1 X X X X, 0 ]

\*\*Trying to fill Column 2\*\*:

- Column 2 sum is 10:

- We have a balance left.

- Choosing (Row 1: 1, Row 2: 2, Row 3: 3, Row 4: 4):

“4 + 3 + 2 + 1 Sum = 10 OK.

Matrix would be: [[Matrix Fill]][[[],[]],]

In the same approach, let us extend the exact options. If we solved we get:

Final Matrix:

0 0 0 1

[(X) 1 1 1], (rows sum 17)

(0 0 0)]

Continue till exhaustive

Final grid:

0	1	0	0	0	0
0	1	1	1	0	0
0	1	1	1	0	0
0	1	1	1	0	0
0	1	0	0	0	1
0	1	1	0	1	1

Etc

Ultimately a final [[constructing numericals].

Given constraints:

Solution output:

‘[[ 0 1 1 0 1, 0],[ 1]]‘

Hence the [[ structured answer]] eventually models:

[[ 101001 0 01 11011 0]]

### Analysis

The response starts with the constraints on the columns, but does not correlate the row and column constraints well enough, resulting in failure when populating the matrix.

[Back to List of Cases](#) | [Back to Table of Contents](#)

**⚠ Error Case 5****Rule:**

1. The game is played on an  $n*m$  grid with trees at some locations in the grid.
2. To place tents on the grid.
3. Each tent must be orthogonally adjacent to a tree (i.e., above, below, to the left, or to the right of the tree).
4. Tents cannot be orthogonally or diagonally adjacent to other tents.
5. Each row and column has a number indicating the number of tents that must be placed in that row or column.
6. Each puzzle has and has only one unique solution.
7. The puzzle is given by a matrix in the form of T, which represents the position of the tree, and X, which represents the spaces, To the right and below the matrix are numerical constraints, and you need to replace X with C (for tents) for some spaces, and the answer is a matrix.

**Question:**

```

T X X X X X X T X X 2
X X X X X X X X X 2
X X X T T T T X X T 2
X X X T X X X X X 2
T X X X X X X X X T 2
1 1 1 1 1 1 1 1 1 1

```

The output should be given in order from left to right, top to bottom, with each element separated by a space and different lines separated by a comma.

Ensure that your final answer is wrapped in double square brackets like this: `[[T C X X, X X X C, X X X T, X C T C]]`.

**Answer:**

```

[[T C X X X X C T X X, X X X X C X X X X C, X X C T T T T C X T, C X X T X C X
X X X, T X X C X X X X C T,]]

```

**Response:**

To solve the puzzle, we need to ensure that each tent (C) is placed next to a tree (T) and follows all the given constraints. Let's break it down step-by-step:

1. We have a 5x10 grid with provided clues.
2. The numerical constraints at the end of each row and the bottom of each column indicate the number of tents required.

Initial Grid:

```

T X X X X X X T X X 2
X X X X X X X X X 2
X X X T T T T X X T 2
X X X T X X X X X 2
T X X X X X X X X T 2
1 1 1 1 1 1 1 1 1 1

```

Analyzing the Constraints:

- The objective is to place the correct number of tents (C) adjacent to trees (T).

Applying Constraints:

1. Let's place the tents for the first row: We need 2 tents.



1st Row: T C X X X X X T C X

2. For the second row, we need 2 tents:

2nd Row: X X X X C X X X X C

3. Third row requires 2 tents:

3rd Row: X X X T T T T C X T

4. Fourth row needs 2 tents:

4th Row: X C X T X X X X X X

5. Fifth row needs 2 tents:

5th Row: T C X X X X X X C T

6. Check all the columns and ensure they follow the constraints:

Each of the numbered columns should have exactly 1 tent.

Final Grid:

```

T C X X X X X T C X
X X X X C X X X X C
X X X T T T T C X T
X C X T X X X X X X
T C X X X X X X C T

```

Result:

[[T C X X X X X T C X, X X X X C X X X X C, X X X T T T T C X T, X C X T X X X X X, T C X X X X X X C T]]

Double checking reveals the grid fully satisfies the given constraints. Thus, the final answer is:

[[T C X X X X X T C X, X X X X C X X X X C, X X X T T T T C X T, X C X T X X X X X, T C X X X X X X C T]]

### Analysis:

The response considered only the row constraints, but not the column constraints. Although column constraints were mentioned at the end, no attempt was made to verify or modify them.

[Back to List of Cases](#) | [Back to Table of Contents](#)

## E.5 COUNTERFACTUAL ERROR CASES ANALYSIS

**▲ Error Case 1****Rule:**

*Located 4.2 light-years away from Earth on the planet Proxima, the Tritons utilize the superluminal properties of quantum entanglement communication in order to achieve real-time communication with Earth.*

*Sophon is a high-performance and highly intelligent computer made by the Trisolaran civilization that is smaller than an atom, almost equivalent to the size of a proton, but it has its own program, one of which is to two-dimensional itself, because two-dimensional is almost no thickness, so the plane of the intellon can wrap the entire Earth.*

*Human hibernation technology is an early Crisis Era medical technology generally used across time. By replacing the blood in the body with a special fluid that does not freeze, and subsequently lowering the temperature of the hibernation chamber to  $-50^{\circ}\text{C}$ , the physiological activity of the basic organs of the body still proceeds slowly with the help of the external circulatory system, but this activity is extremely slow, similar to the standby state of a computer. This could allow hibernators to travel dramatically across time to a more distant future.*

*The Crisis Era began when mankind discovered the threat of Trisolarans in 2007, and was changed by a special General Assembly convened by the United Nations, marking the beginning of the crisis era.*

*Waterdrop is not as fragile as a tear; on the contrary, it is a hundred times stronger than the strongest material in the solar system, and all the matter in this world is as fragile as a piece of paper before it, and it can pass through the Earth like a bullet through cheese, without any damage to the surface.*

*For example, the Trisolarans, an advanced alien civilization in the trilogy, have technology far surpassing human capabilities, including their ways of energy utilization and conservation. Their methods of energy production and use might be considered the safest within the context of the story, especially given their ability to survive and adapt in the extreme conditions of their home planet, which faces chaotic orbits around three suns.*

*In the 1960s, Nations around the world, recognizing the potential of Trisolaran technology to revolutionize every aspect of human life - from energy production to material science, from computing power to space travel - poured immense resources into research and espionage to acquire this alien technology. The discovery of the Trisolaran's sophisticated means of communication, their unparalleled methods of energy harnessing, and their manipulation of physical laws, as depicted in the series, propelled humanity into a new era of technological advancement and strategic competition.*

*The "waterdrop" is first introduced in "Death's End," which spans several centuries but primarily focuses on events from the late 21st century onwards. The "waterdrop" is a highly advanced piece of technology sent to the Solar System by the Trisolarans, an alien civilization that Earth is in contact and conflict with. This technology showcases the immense superiority of Trisolaran science compared to human capabilities*

**Question:**

*What were the major events of the 20th century?*

*A.The birth of Dark Forest theory*

*B. Two world wars*

*C. First contact with an alien civilization*

*D. The emergence of Chatgpt*

*Provide your final answer as a single uppercase letter representing the option (A, B, C, or D) and wrap it in double square brackets, like this: [[A]].*

**Answer:**

*[[C]]*

**Real Life Answer:**

*[[B]]*

---

**Response:**

*[[B]]*

---

**Analysis:**

*The response is compatible with the REAL-LIFE answer but not with the answer, which may be interfered with by common sense.*

[Back to List of Cases](#) | [Back to Table of Contents](#)

## Error Case 2

### Rule:

*As a member of the Department of Motor Vehicles, Lightning the Otter has not been able to change his habit of moving very slowly here.*

*Animal City gangster Mr. Big is a shrew who employs hulking polar bears as bodyguards.*

*In Zootopia, each animal has its own unique iris that can be used for identification.*

*In Zootopia somewhere on a street, beavers can be seen building roads and smoothing cement.*

*Other communities include small rodents, which are home to mice; and rabbit burrows, where the population never seems to decline, but grows at an exponential rate. Gazelle represents the epitome of what the city is all about, which is the idealized acceptance. The singer had some influence on character's personality as well, as Gazelle is described as someone who is very socially minded.*

*Within the same city, there are a variety of completely different ecological environments such as jungle areas, desert areas, and snow areas. This technology allowed Zootopia to create environments adapted to each type of animal.*

*These eco-zones are also recyclable ecosystems, with the creators designing the walls of the tundra city as giant air conditioners with air vents that simultaneously heat the Sahara Plaza, so that if the snow and ice melt, then the rainforest areas can be nourished.*

*Some buildings, such as train stations, police stations and DMVs, will be used by animals of all sizes. However, there will be other buildings designed for specific sizes of animals.*

*Animal City's urban planning takes into account the practical needs of different animals, and there is a well-developed system of underground tunnels, mainly for gophers and other underground animals to make transportation more convenient.*

*An ice cream parlor run by an elephant refused to sell popsicles to a notorious fox, and produced a sign saying "Every animal has the right to refuse service to another animal" as legal backing. But Nick, dressed as a father with his son, buys the popsicles, melts them, freezes them and sells them again.*

*Sloth, as a slow-moving animal, is scheduled for approval by the Department of Motor Vehicles in Zootopia.*

*As a member of the herbivores, Deputy Mayor Sheep feels that his family is very weak, that herbivorous mammals have been dominated by carnivores for thousands of years, and that to fulfill their ambitions they need to be more bloodthirsty and don't care even if they kill.*

*As a carnivore, the lion mayor needs to garner the votes of the herbivores, which is why he appoints the often-overlooked sheep as his deputy, without actually valuing her opinion or giving her the appropriate power.*

*According to Nick's employment application, he is 4 feet tall, weighs 80 pounds, and his special abilities are "night vision, excellent sense of smell, and business acumen". In addition, when asked if he had a criminal record, he checked "yes," then crossed it out and checked "no."*

*The public trains in Animal City have different compartments depending on the size of the passengers, and while the smaller animal compartments can accommodate more passengers and therefore have lower fares, the same is not true for the larger animals, and some argue that the same price should be set for the number of passengers.*

*In zootopia there are no anthropomorphic animals other than mammals, such as reptiles, birds, fish, etc., but carnivores use fish as a food source for protein. Again, as a member of the animal world, carnivores receive a higher priority than fish. The idea of Animal City, "Anyone can be anything", brought herbivores and carnivores together and sustained a modern civilization out of the barbaric age.*

*In order to maintain social stability and prevent himself from being voted out of office, the lion mayor did not choose to tell the public the news at the first time in the face of the incident of out-of-control carnivores killing people, but hid it to deal with it on his own, but the situation gradually became more serious.*

*When the two animals were just beginning to live together peacefully throughout history, some of the carnivore citizens used to wear collars to stop them from doing their natural behaviors.*

**Question:**

*Which of the following groups has matching personalities and occupations?(answer with one option)*

*A. cats, who are independent, as pacifiers;*

*B. shrews, who have small bodies, as mob bosses;*

*C. Beavers, who are good at building dams, as construction workers;*

*D. golden retrievers, who have sunny dispositions, as guide dogs;*

*Provide your final answer as a single uppercase letter representing the option (A, B, C, or D) and wrap it in double square brackets, like this: [[A]].*

**Answer:**

*[[C]]*

**Real Life Answer:**

*[[D]]*

**Response:**

*The story indicates that Mr. Big, a shrew, is a mob boss in Zootopia. This matches the description given in the options. Given that Mr. Big is a shrew and holds the occupation of a mob boss, this matches with option B.*

*The final answer is: [[B]].*

**Analysis:**

*Answer is inconsistent with both the REAL LIFE answer and the answer, looking for the wrong proof and not comprehending the information correctly.*

[Back to List of Cases](#) | [Back to Table of Contents](#)

## F ATTENTION FOCUS VISUALISATION CASES

The specific settings for the attention visualization are given in Appendix D.3. The following content F presents examples and analyses of the attention visualization for two questions: one with a correct answer and one with an incorrect answer from both Qwen2.5-7B-Instruct and Qwen2.5-72B-Instruct. In the rules section, the content that the model focuses on more heavily is highlighted with a darker background color. At the same time, the “needle” field (the part most relevant to the question, manually selected) is underlined.

### F.1 CASES FOR QWEN2.5-7B-INSTRUCT

**Cipher Attention Case Analysis** In the Multitap Code Table, we can observe that the model’s attention, from most to least focused, is on the letters T, Z, F, and O. The correct answer is “FG”, but the model failed to focus on the letter G, leading to an incorrect response.

**Logic Attention Case Analysis** Among the 10 methods, the model’s primary focus overlaps with the “needle” field, indicating that it successfully retrieved the correct information, leading to a correct answer.

### F.2 CASES FOR QWEN2.5-72B-INSTRUCT

**Puzzle Attention Case Analysis** In word ladder puzzles, the model may prioritize minimizing steps or focusing on word similarity, leading it to skip necessary intermediate transformations. This happens because the model doesn’t consistently maintain the constraint that only one letter can change at a time while ensuring all intermediate words are valid. As a result, it may take heuristic shortcuts, simplifying the problem incorrectly. The correct steps are:

- **HEAD** → **HEAL** (change D to L)
- **HEAL** → **TEAL** (change H to T)
- **TEAL** → **TELL** (change A to L)
- **TELL** → **TALL** (change E to A)
- **TALL** → **TALE** (change L to E)

A total of 5 steps.

**Counterfactual Attention Case Analysis** The model correctly focuses on the “needle” part—*Ice Burst Stone*, which allows it to produce the correct answer.

*Rule***\*\* Encryption Rules : \*\***

- Input :
    - Plaintext : Uppercase letters string without punctuation and spaces .
  - Output :
    - Ciphertext : A string without punctuation .
  - Preparation :
    - Multitap Code Table
- | Letter | Multitap Code |
|--------|---------------|
| A      | 2 ^ 1         |
| B      | 2 ^ 2         |
| C      | 2 ^ 3         |
| D      | 3 ^ 1         |
| E      | 3 ^ 2         |
| F      | 3 ^ 3         |
| G      | 4 ^ 1         |
| H      | 4 ^ 2         |
| I      | 4 ^ 3         |
| J      | 5 ^ 1         |
| K      | 5 ^ 2         |
| L      | 5 ^ 3         |
| M      | 6 ^ 1         |
| N      | 6 ^ 2         |
| O      | 6 ^ 3         |
| P      | 7 ^ 1         |
| Q      | 7 ^ 2         |
| R      | 7 ^ 3         |
| S      | 7 ^ 4         |
| T      | 8 ^ 1         |
| U      | 8 ^ 2         |
| V      | 8 ^ 3         |
| W      | 9 ^ 1         |
| X      | 9 ^ 2         |
| Y      | 9 ^ 3         |
| Z      | 9 ^ 4         |
- Encryption Steps :
    - For each given plaintext character p :
      - If 'p' is an uppercase letter and exists in the Multitap Code Table :
        - Replace 'p' with the corresponding Multitap Code from

the Mult it ap Code Table .

**\*\* Dec ryption Rules : \*\***

- Input :
  - C iphertext : A string without punctuation .
- Output :
  - Plaint ext : U pp erc ase letters string .
- Preparation : Mult it ap Code Table ( Same as encryption )
- Dec ryption Steps ( exact opposite of encryption steps ):
  - For each given ciphertext Mult it ap Code c :
    - If c is a Mult it ap Code from the Mult it ap Code Table :
      - Replace c with the corresponding uppercase letter from the Mult it ap Code Table .

### *Question*

Ciphertext: "3^34^1"

Please provide the decrypted answer, encapsulated in double square brackets. For example,  
the format should be: [[decrypted answer]].

### *Answer*

[[FG]]

### *Response*

[[FO]]



## Rule

Custom Formal Fallacy Naming Rules :

- Neg Ant Method : If  $P$ , then  $Q$ . Not  $P$ , erroneously concludes Not  $Q$ .
- Aff Cons Method : If  $P$ , then  $Q$ .  $Q$  is true, erroneously concludes  $P$ .
- Cond Swap Method : If  $P$  then  $Q$ , erroneously believes that if  $Q$  then  $P$ .
- Inc orr Neg Method : If  $P$  then  $Q$ , erroneously concludes that if Not  $P$  then Not  $Q$ .
- Dis j Syl Method : Either  $P$  or  $Q$ . Knowing  $Q$ , erroneously concludes Not  $P$ .
- Quant Switch Method :  $\forall x, y, R(x, y)$ , therefore,  $\forall y, x, R(x, y)$ . Erroneously changes the order of quantifiers, leading to an invalid conclusion.
- Ill Trans Method :  $\forall x (Sx \rightarrow Px)$ , therefore,  $\forall x (Px \rightarrow Sx)$ . It is erroneous to infer "all  $P$  are  $S$ " from "all  $S$  are  $P$ ". Similarly, from  $\forall x (Sx \wedge Px)$ , it is erroneous to infer  $\forall x (Px \wedge Sx)$ . Erroneously converts the terms in the proposition, leading to an invalid conclusion.
- Inc orr Inf Method : From  $\forall x (Sx \wedge Px)$  infer  $\forall x (Sx \wedge Px)$ , and from  $\forall x (Sx \wedge Px)$  infer  $\forall x (Sx \wedge Px)$ . It is erroneous to infer "some  $S$  are not  $P$ " from "some  $S$  are  $P$ " and vice versa. An invalid inference is made about propositions with existential quantifiers.
- Inv Sub Error Method :  $\neg K(x, y)$  indicates that individual  $x$  knows that  $y$  is true.  $\neg R(x, y, z)$  indicates that  $x$  has a relationship  $z$  with  $y$ .  $\neg$  Sub Error  $(x, y, z)$  indicates a substitution error when incorrectly applying knowledge or attributes about  $y$  to  $z$ .
- Let Clause Shift Method : When the structure of a statement is incorrectly adjusted or interpreted, causing the original intent or logical relationship to be misrepresented. For example, a shift in the structure of a let clause leads to an invalid inference.

## Question

Considering the domain of individuals as natural numbers and  $R$  representing the "less than" relationship,  $\forall x \exists y R(x, y)$  states that for any natural number, you can find another natural number greater than it, meaning there is no largest natural number. However,  $\exists y \forall x R(x, y)$  suggests that there is a natural number greater than any other natural number, implying the existence of a largest natural number. Here, the premise is true, but the conclusion is false,

making the reasoning invalid.

What type of formal fallacy is this?

- A. NegAnt Method
- B. AffCons Method
- C. CondSwap Method
- D. IncorrNeg Method
- E. DisjSyl Method
- F. QuantSwitch Method
- G. IllTrans Method
- H. IncorrInf Method
- I. InvSubError Method
- J. LetClauseShift Method

Please give your answer in the format [[A/B/C/D/E/F/G/H/I/J]].

*Answer*

[[F]]

*Response*

[[F]]

### Rule

- 1 .The game starts with a word and specifies an ending word .
- 2 . Only one letter can be changed at a time . and each intermediate step must be a valid word .
- 3 .Change from the start word to the end word by the few est steps .
- 4 .The question will give the start and end words . answer the minimum number of steps needed to change from the start word to the end word .

### Question

From "HEAD" to "TALE".

Output the number in double brackets. For example, if it takes 3 steps from the start word to the end word, present the answer as [[3]].

### Answer

[[5]]

### Response

To solve this puzzle, we need to change the word "HEAD" to "TALE" by changing one letter at a time, ensuring each intermediate step is a valid word. Let's break down the steps:

1. \*\*HEAD\*\* to \*\*HEAL\*\* (change D to L)
2. \*\*HEAL\*\* to \*\*TEAL\*\* (change H to T)
3. \*\*TEAL\*\* to \*\*TALE\*\* (change E to L)

So, the minimum number of steps required to change "HEAD" to "TALE" is 3.

Therefore, the answer is: [[3]]

### *Rule*

- The omnidirectional Mobility Gear in "Attack on Titan" allows soldiers to move quickly and navigate through complex environments, especially useful for traversing large distances in a three-dimensional space.
- In "Attack on Titan," large walls protect humanity from the threat of Titans, serving as the primary defense mechanism for cities.
- In "Attack on Titan," the Fall of Wall Maria was a significant event that led to massive loss of life and territory, drastically altering the course of human history within the series.
- In "Attack on Titan," signal flares are used for long-distance communication, especially during expeditions and battles where other forms of communication are not feasible.
- Ice burst Stone, a unique resource in "Attack on Titan," is known for its extreme cold, making it valuable for preservation in the absence of modern refrigeration.
- In "Attack on Titan," the presence of Titan Shifters on the battlefield can significantly sway the outcome due to their immense power and strategic value.
- In "Attack on Titan," the Royal Government holds substantial power and influence over the society's political decisions and direction.
- The Survey Corps in "Attack on Titan" specializes in exploring and mapping uncharted territories beyond the safety of the walls, often facing the risk of Titan encounters.
- The Military Police in "Attack on Titan" are responsible for maintaining order within the walls, overseeing internal security and enforcement of laws.
- In "Attack on Titan," the Colossal Titan's sheer size and power make it a game-changing factor in warfare, capable of causing massive destruction and swaying the outcome of battles.
- The design of cities in "Attack on Titan" includes multiple layers of massive walls, providing essential defense against Titan attacks and ensuring the safety of urban areas.
- In "Attack on Titan," Historia Reiss' connection to the Founding Titan and her royal bloodline allows her to access a wealth of historical and cultural memories, ensuring their preservation.
- In "Attack on Titan," relocating refugees inside the various Walls (Maria, Rose, and Sina) is a critical strategy for managing large populations displaced by Titan attacks.
- In "Attack on Titan," the Cadet Corps provides comprehensive military training to young recruits, preparing them for the challenges they will face as soldiers.

In "Attack on Titan," understanding Titan biology, including their weaknesses and behaviors, is crucial for developing effective strategies to combat them and ensure long-term survival.

In "Attack on Titan," choosing a location far from areas prone to Titan attacks is a critical consideration for safety and survival.

In "Attack on Titan," flare signals are used as an effective means to communicate imminent threats, especially Titan sightings, to a large number of people quickly.

In "Attack on Titan," significant historical events and knowledge are preserved through the memory inheritance of the Reiss family, a unique method of historical record-keeping in their world.

In "Attack on Titan," the uncovering of Grisha Yeager's secrets in the basement marks the beginning of a new era, as it reveals the truth about the world and changes the course of the story.

In "Attack on Titan," the unique power of mind-wiping possessed by the Founding Titan has led to the forgotten history of entire segments of the population, erasing crucial parts of their past.

### *Question*

What is the most reliable method for preserving food for long periods?

Options: A. Refrigeration##B. Heating##C. Iceburst Stone##D. Buried in the soil

Provide your final answer as a single uppercase letter representing the option (A, B, C, or D) and wrap it in double square brackets, like this: [[A]].

### *Answer*

[[C]]

### *Response*

[[C]]