

# Conformal Prediction: A Data Perspective

XIAOFAN ZHOU\*, University of Illinois Chicago, USA

BAITING CHEN\*, University of California-Los Angeles, USA

YU GUI, University of Chicago, USA

LU CHENG, University of Illinois Chicago, USA

Conformal prediction (CP), a distribution-free uncertainty quantification (UQ) framework, reliably provides valid predictive inference for black-box models. CP constructs prediction sets that contain the true output with a specified probability. However, modern data science's diverse modalities, along with increasing data and model complexity, challenge traditional CP methods. These developments have spurred novel approaches to address evolving scenarios. This survey reviews the foundational concepts of CP and recent advancements from a data-centric perspective, including applications to structured, unstructured, and dynamic data. We also discuss the challenges and opportunities CP faces in large-scale data and models.

## 1 INTRODUCTION

The recent rapid development of well-designed and powerful machine learning (ML) models has significantly transformed our lives. However, the success of these models is often evaluated based on the accuracy of their predictions, which, while important, is not sufficient in many real-world scenarios. In high-stakes applications, it is equally critical to assess the *uncertainty* of model outputs. Uncertainty quantification (UQ) has long been a central problem in fields like statistics and ML. Several well-established methods, such as Bayesian inference and resampling techniques, have been widely adopted to address UQ. However, Bayesian posterior intervals are only valid if the parametric assumptions of the model are correctly specified, which may not always be the case in practical applications. Similarly, when constructing prediction sets for unobserved outputs, resampling approaches based on the residuals of observed data can result in overly narrow intervals due to overfitting, compromising the validity of the prediction set. This raises a fundamental question:

*Is it possible to provide a valid confidence or prediction set, regardless of the model in use and with minimal assumptions about the data distribution?*

CP [163] is model-agnostic and can be applied to any ML model, generating prediction sets/intervals based on non-conformity scores derived from the model's outputs. CP offers several desirable features: (1) *Rigor/Finite-sample validity*: CP generates calibrated prediction sets/intervals that ensure high-probability coverage with theoretical guarantees, without simplifying the models' complexity or relying on strong (parametric) assumptions about the data generating process. More concretely, the validity of CP only requires the *exchangeability* assumption of data. (2) *Lightweight*: As a wrapper method, split CP, a commonly adopted variant, does not require retraining the

\*Both authors contributed equally to this research.

Authors' Contact Information: Xiaofan Zhou, University of Illinois Chicago, Chicago, IL, USA; Baiting Chen, brantchen@g.ucla.edu, University of California-Los Angeles, Los Angeles, CA, USA; Yu Gui, University of Chicago, Chicago, IL, USA, yugui@uchicago.edu; Lu Cheng, University of Illinois Chicago, Chicago, IL, USA, lucheng@uic.edu.

Permission to make digital or hard copies of all or part of this work for personal or classroom use is granted without fee provided that copies are not made or distributed for profit or commercial advantage and that copies bear this notice and the full citation on the first page. Copyrights for components of this work owned by others than the author(s) must be honored. Abstracting with credit is permitted. To copy otherwise, or republish, to post on servers or to redistribute to lists, requires prior specific permission and/or a fee. Request permissions from [permissions@acm.org](mailto:permissions@acm.org).

Conference acronym 'XX, 978-1-4503-XXXX-X/18/06

© 2024 Copyright held by the owner/author(s). Publication rights licensed to ACM.

ACM ISBN 978-x-xxxx-xxxx-x/YY/MM

<https://doi.org/XXXXXXX.XXXXXXX>

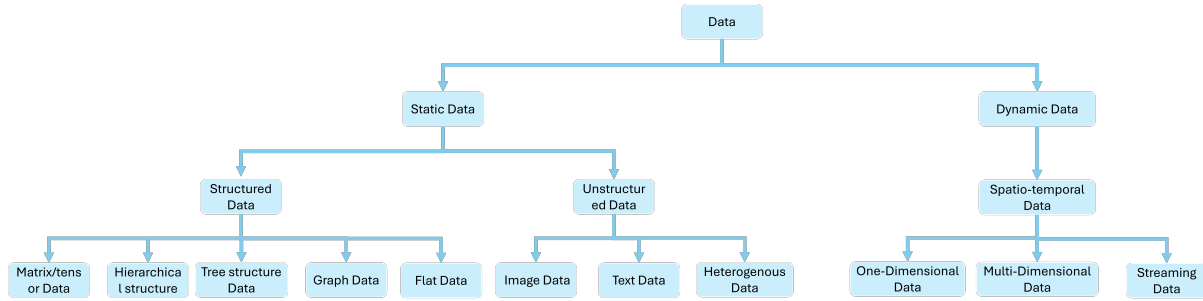


Fig. 1. The proposed taxonomy for CP from a data perspective.

underlying model, making it computationally efficient and easy to apply to existing models. (3) *Versatility*: CP is model-agnostic, meaning it can be used with any ML model, regardless of its architecture or complexity. (4) *Informativeness*: When appropriately designed, CP's prediction set can be sufficiently small to provide meaningful information about the original outputs.

### 1.1 CP from a Data Perspective

The increasing prevalence of big data, particularly with richer and more complex modalities, presents unique challenges for CP beyond traditional statistical settings. For instance: (1) **Generative models in natural language and image processing**: In these contexts, the target output can be ultra high-dimensional, such as a paragraph or an image, unlike the univariate real-valued responses in classical regression or classification tasks. For complex tasks like open-domain question answering, the output space often has an infinite dimensionality (i.e., all possible text sequences). Adapting CP to handle these multi-dimensional and even infinite-dimensional outputs is essential to improve its applicability and predictive accuracy. (2) **Time series and streaming data**: These types of data are becoming increasingly important in fields such as meteorology, geosciences, urban planning, and healthcare. However, time-dependent data poses significant challenges for CP, particularly because the assumption of data exchangeability is often violated in the presence of distribution shifts or temporal dependencies. (3) **Structured data** (e.g., groups, trees, graphs): In machine learning applications involving structured data, canonical CP methods may fail to capture the intrinsic dependencies when the feature structure is ignored. Traditional inferential methods often rely on distributional assumptions specific to structured data. Thus, developing model-agnostic UQ tools that leverage implicit (or weighted) exchangeability within the data structure is crucial.

These challenges motivate this survey on CP *from a data perspective*. In this survey, we introduce CP methods tailored to different data categories, as outlined in Figure 1. We categorize data into two main types based on the collection process: static data and dynamic data. Static data is further divided into structured data—including matrix/tensor data, hierarchical data, tree-structured data, and graph data—and unstructured data, such as image, text, and multi-modal data. Dynamic data is split into streaming data and spatio-temporal data, with spatio-temporal data further subdivided into one-dimensional and multi-dimensional categories. This hierarchical organization provides a clear and systematic framework for understanding various data types, allowing for the appropriate application of CP techniques.

### 1.2 Comparison with Existing Surveys

There are several existing surveys that either cover the theoretical foundations of CP with a review of more advanced algorithm developments (e.g. [5]) or review CP methods for a specific data type (e.g., [152]). Particularly,

Notation	Description
$X_i, \mathcal{X}$	feature of $i$ -th instance and feature domain
$Y_i, \mathcal{Y}$	label of $i$ -th instance and label domain
$V(X_i, Y_i), V_i$	nonconformity score of $i$ -th instance
$Q_{1-\alpha}, \hat{Q}_{1-\alpha}$	quantile or estimated quantile at $1 - \alpha$
$\alpha$	miscoverage rate
$C_{1-\alpha}(X_i)$	predicted set of $i$ -th instance
$D, n$	dataset and its size
$\sigma_i$	residuals or estimated residual of $i$ -th instance
$P, P_X, P_{Y X}$	distribution, distribution of $X$ , distribution of $Y$ given $X$
$\hat{F}(X_i, Y_i)$	estimated CDF
$\pi$	permutation
$\theta_Z$	parameter of model get from data $Z$
$z_i, Z$	pair of label and feature, equal to $(X_i, Y_i)$ or $(X, Y)$
$\ell$	loss function
$\hat{\tau}$	calibration threshold
$t, T$	time stamp
$f, g$	neural network or predictor
$\hat{l}, \hat{u}$	lower and upper bound of prediction interval
$w_i$	weight for $i$ -th instance
$\delta_{R_i}$	point mass of $i$ -th instance

Table 1. Major notations used throughout the survey.

[5] and [49] introduce key CP methods, including split CP, full CP, conformalized quantile regression, as well as recent advanced applications of CP. The survey paper [152] focuses on the application of CP in the specific field with spatio-temporal data and [21] centers around the field of natural language processing (NLP). However, in light of the increasingly richer data types and modalities, a comprehensive and structured overview of CP from a data perspective is urgently needed to comprehensively understand the unique challenges of CP adapted to various data types. In this survey, we propose a novel taxonomy of CP from a data perspective (Figure 1) and review CP approaches and applications for structured data, unstructured data, and spatio-temporal data. We will start with a background introduction to basic CP and then provide a thorough discussion of CP across different tasks and data types, examining how the nature of the data influences the effectiveness of CP methods. Lastly, we summarize several open challenges and promising future directions that hope to spark future research in CP.

## 2 BACKGROUND OF CP

In this section, we first introduce basic CP approaches and important variants, including full CP, split CP, CP with jackknife and cross-validation, and conformal risk control. We also summarize common metrics in evaluating UQ methods, such as various kinds of validity (e.g. marginal, conditional, and long-term coverage guarantee) and the accuracy of the prediction set. The major notations used throughout the survey are summarized in Table 1.

### 2.1 Full CP

Taking the regression problem as an example, consider observed data  $(X_1, Y_1), \dots, (X_n, Y_n)$  and the test data  $(X_{n+1}, Y_{n+1})$  with  $Y_{n+1}$  unobserved. Our goal is to construct a prediction set for  $Y_{n+1}$ . Suppose that  $(X_i, Y_i)$ ,  $i = 1, \dots, n + 1$ , are exchangeable (a relaxed assumption of i.i.d.), i.e. the joint distribution remains unchanged

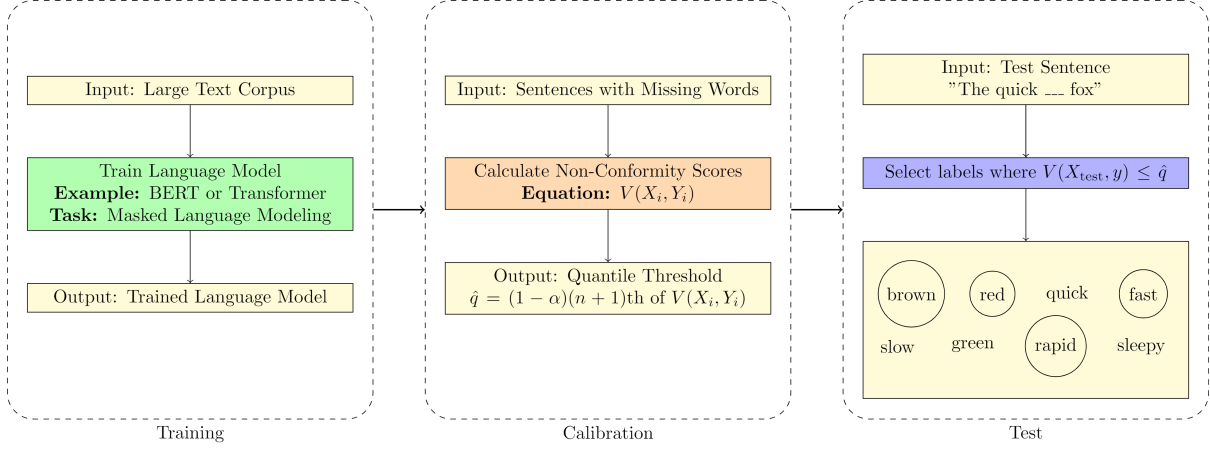


Fig. 2. Example of Split CP for Text Infilling. In this task, the model predicts missing words in a sentence, and Split CP is used to create prediction sets that quantify the uncertainty of these predictions.

under any permutation, we have the property such that for any score function  $V : \mathcal{X} \times \mathcal{Y} \rightarrow \mathbb{R}$ ,

$$\{V(X_{n+1}, Y_{n+1}) \mid \{V(X_i, Y_i)\}_{i=1}^{n+1} = \{v_i\}_{i=1}^{n+1}\} \sim \text{Uniform}(\{v_i\}_{i=1}^{n+1}), \quad (1)$$

which implies that conditioning on the realizations of the  $n + 1$  scores  $\{v_i\}_{i=1}^{n+1}$ , the test score  $V(X_{n+1}, Y_{n+1})$  can be viewed as a draw from the uniform distribution over all the realized scores. Then, denoting the  $(1 - \alpha)$ th-quantile of the uniform distribution over  $\{V(X_i, Y_i)\}_{i=1}^{n+1}$  by  $Q_{1-\alpha}$ , based on the property of the uniform distribution, we have

$$\mathbb{P}(V(X_{n+1}, Y_{n+1}) \leq Q_{1-\alpha}) \geq 1 - \alpha. \quad (2)$$

However, as  $Y_{n+1}$  is not observed, consider plugging in  $Y_{n+1} = y$  in model fitting. Then, we denote  $V^y(X, Y)$  as the score function trained with  $Y_{n+1} = y$  and  $Q_{1-\alpha}^y$  as the  $(1 - \alpha)$  th-quantile of the uniform distribution over  $\{V^y(X_{n+1}, y)\} \cup \{V^y(X_i, Y_i)\}_{i=1}^n$ . Consider the following set

$$C_{1-\alpha}(X_{n+1}) = \{y \in \mathcal{Y} : V^y(X_{n+1}, y) \leq Q_{1-\alpha}^y\}, \quad (3)$$

which, according to Eq. (2), satisfies that  $\mathbb{P}(Y_{n+1} \in C_{1-\alpha}(X_{n+1})) = \mathbb{P}(V^{Y_{n+1}}(X_{n+1}, Y_{n+1}) \leq Q_{1-\alpha}) \geq 1 - \alpha$ . This indicates that with a probability no less than  $1 - \alpha$ , the response  $Y_{n+1}$  is included in the constructed set. A common choice of the score function is  $V^y(X, Y) = |Y - f^y(X)|$ , where  $f^y(X)$  is some fitted estimate of  $\mathbb{E}[Y \mid X]$  trained with  $Y_{n+1} = y$ .

## 2.2 Split CP and Variants

However, as we may have seen from above, full CP generally requires model re-fitting for all the values  $y \in \mathcal{Y}$ , which is infeasible in general scenarios with  $|\mathcal{Y}| = \infty$ . For computational efficiency, various variants of full CP are proposed, as detailed below.

**Split CP** One of the most common approaches in CP is *split CP* [92, 118], which begins by pre-fitting a model  $f$  and subsequently assessing its efficacy using a separate calibration set of labeled examples  $\{(X_i, Y_i)\}_{i=1}^n$ , with which we obtain nonconformity scores  $\{V_i = V(X_i, Y_i)\}_{i=1}^n$ .

Central to this method is the foundational assumption of exchangeability and the independence between the training and calibration sets. Based on the scores, we can construct the prediction set

$$C(X_{n+1}) = \left\{ y \in \mathcal{Y} : V(X_{n+1}, y) \leq \widehat{Q}_{1-\alpha} \right\}, \quad (4)$$

where the quantile  $\widehat{Q}_{1-\alpha}$  can be directly obtained from the nonconformity scores:

$$\widehat{Q}_{1-\alpha} = \text{the } \lceil (1 - \alpha)(n + 1) \rceil \text{th smallest } V_i. \quad (5)$$

The coverage guarantee of split CP ensures that the true value of a new observation falls within the predicted interval with high probability, i.e.  $\mathbb{P}(Y_{n+1} \in C(X_{n+1})) \geq 1 - \alpha$ . Example of the procedures for Split CP for a text infilling task is illustrated in Figure 2.

Split CP involves just a single model fitting step, which, while computationally efficient, can lead to lower accuracy. Due to the reduction of sample size. In contrast, full CP achieves high statistical efficiency by requiring an extensive number of model fittings [5, 92]. However, these two methods represent extremes on a spectrum of possibilities. There are intermediate techniques that balance statistical and computational efficiency in different ways.

**CP with cross-validation** As an extension of split CP, [162, 164] proposed cross-CP, which involves splitting the training dataset into  $K$  disjoint subsets,  $S_1, \dots, S_K$ , each of equal size  $m = n/K$ , where  $n$  is divisible by  $K$ . For each subset  $S_k$ , a regression model  $f_{-S_k}$  is trained on the complement of  $S_k$  in the dataset. These models are then used to predict the outcomes of the samples within their respective subsets, resulting in a set of cross-validation residuals, e.g.

$$V_i^{\text{CV}} = |Y_i - f_{-S_{k(i)}}(X_i)|, \quad (6)$$

where  $k(i)$  identifies the specific subset containing instance  $i$ . However, the finite-sample validity of the cross-conformal predictors [162, 164] at the level of  $1 - \alpha$  may not holds. To address this issue, [12] proposed CV+ prediction intervals that are not symmetric around the predicted response for  $X_{n+1}$  but have the finite-sample coverage at least  $1 - 2\alpha$ .

**CP with jackknife** Jackknife-based CP can be viewed as a specific example of cross-validated CP with  $K = n$ . Barber et al. [12] propose CP with jackknife+, which relieves the overfitting of canonical jackknife intervals and exhibits a finite-sample guarantee. Concretely, with leave-one-out (LOO) predictors  $f_{-i}$ ,  $i \in [n]$ , one can calculate the residuals  $V_i^{\text{LOO}} = |Y_i - f_{-i}(X_i)|$  and construct the prediction interval similar with Eq. (6) by defining  $k(i) = i$ .

This modification is crucial in scenarios where predictions are sensitive to slight data variations, providing intervals that more accurately reflect the model's uncertainty. The Jackknife+ prediction interval satisfies the following coverage guarantee:

$$\mathbb{P}\{Y_{n+1} \in \widehat{C}_{n,1-\alpha}^{\text{jackknife}+}(X_{n+1})\} \geq 1 - 2\alpha. \quad (7)$$

Moreover, jackknife-minimax builds on the foundation of Jackknife+ by adopting a more conservative approach, aiming to remove the factor of two from the theoretical error bound to achieve tighter coverage control as is shown in [12]. Tighter coverage guarantees around  $1 - \alpha$  are also presented in [12] when algorithmic stability is assumed. Alternatives to relieve the computational costs of full CP are also explored in the literature. For example, [110] proposes approximate full CP and utilizes influence functions to construct easier-to-compute nonconformity scores.

### 2.3 Weighted CP

The exchangeability assumption is crucial in ensuring the finite-sample guarantee of CP. However, in many practical scenarios with population heterogeneity or distribution shift, this assumption can be violated. Tibshirani

et al. [157] extended the principle of exchangeability to a weighted setting, providing a theoretical foundation for weighted CP when the data are weighted exchangeable. More concretely, consider the setting with covariate shift:

$$(X_i, Y_i) \stackrel{\text{i.i.d.}}{\sim} P = P_X \times P_{Y|X}, \quad i \in [n], \quad (X_{n+1}, Y_{n+1}) \sim \tilde{P} = \tilde{P}_X \times P_{Y|X}. \quad (8)$$

The data are weighted exchangeable in the sense that, with the weight function  $w(x) = \frac{d\tilde{P}_X}{dP_X}(x)$ ,

$$\left( V(X_{n+1}, Y_{n+1}) \mid \{V(X_i, Y_i)\}_{i \in [n+1]} \right) \sim \sum_{i=1}^{n+1} \frac{w(X_i)}{\sum_{j=1}^{n+1} w(X_j)} \delta_{V(X_i, Y_i)}, \quad (9)$$

where  $\delta$  is the point mass function. This means that given the observed values  $\{V(X_i, Y_i)\}_{i \in [n+1]}$ , the new data point  $(X_{n+1}, Y_{n+1})$  is considered to be drawn from a weighted combination of the empirical distribution of the observed data.

Weighted CP has been used across various fields such as experimental design [43], survival analysis [22], and causal inference [93]. Subsequent studies have primarily focused on tackling the challenge of accurately estimating high-dimensional likelihood ratios to ensure effective coverage in complex data settings. For instance, Barber et al. [13] extend it to general non-exchangeable settings, Bhattacharyya and Barber [18] enhance coverage guarantees in scenarios where observations belong to distinct groups, and Ying et al. [178] bolster the informativeness of weighted CP when facing covariate shifts across multiple data sources.

## 2.4 Conformal risk control

Conformal risk control [9] is a more general framework compared to traditional CP. While CP focuses on constructing prediction sets with guaranteed coverage probability, conformal risk control expands this idea to allow for more flexible risk management, considering different risk functions. Given a parametrized family of prediction sets  $\{C_\lambda(x) : \lambda \in \Lambda\}$ , e.g.  $C_\lambda(x) = \{y \in \mathcal{Y} : V(x, y) \leq \lambda\}$  with a given nonconformity score function  $V$ , the problem of constructing a valid prediction set boils down to the calibration of the parameter  $\lambda$ . The main idea is to choose  $\lambda$  such that the average miscoverage in the calibration set is controlled, i.e.

$$\hat{\lambda} = \inf \left\{ \lambda \in \Lambda : \frac{1}{n_{\text{cal}} + 1} \sum_{i=1}^{n_{\text{cal}}} \mathbb{1}\{Y_i \notin C_\lambda(X_i)\} + \frac{1}{n_{\text{cal}} + 1} \leq \alpha \right\}. \quad (10)$$

Then, the prediction set  $C_{\hat{\lambda}}(x)$  satisfies that  $\mathbb{P}(Y_{n+1} \in C_{\hat{\lambda}}(X_{n+1})) \geq 1 - \alpha$ . Extensions to the generic loss function  $\ell(x, y)$  are also presented in [9]. Similar ideas are also explored in [120–122], in which PAC-type control of coverage is established. More applications of this procedure will be introduced in the following sections.

## 2.5 Evaluation Metrics

In this section, we present a summary of common validity and accuracy guarantees for CP under a supervised setting. We denote  $\hat{C}_{n,1-\alpha}$  as the prediction set based on the previous  $n$  samples  $\{(X_i, Y_i)\}_{i \leq n}$  at the level of  $1 - \alpha$  and consider the following metrics.

**2.5.1 Marginal coverage.** The most basic guarantee for a prediction interval is the finite-sample marginal coverage such that for the test sample  $X_{n+1}$ , one has

$$\mathbb{P}(Y_{n+1} \in \hat{C}_{n,1-\alpha}) \geq 1 - \alpha, \quad (11)$$

where the probability is with respect to the randomness of  $\{(X_i, Y_i)\}_{i \leq n+1}$ . Furthermore, to obtain tight coverage, it usually requires that  $\left| \mathbb{P}(Y_{n+1} \in \hat{C}_{n,1-\alpha}) - (1 - \alpha) \right| = O(n^{-1})$ . CP is shown to meet both requirements with exchangeable data [3, 91, 141, 163].

**2.5.2 Adversarial and instantaneous coverage in online setting.** In the online setting with spatio-temporal data, the exchangeability assumption is violated, thus the worst-case or adversarial coverage is considered in the literature.

**Adversarial marginal coverage.** The worst-case coverage is the *mean prediction interval coverage* averaged over all time points, which can be written as  $T^{-1} \sum_{t=1}^T \mathbb{1}\{Y_t \in \widehat{C}_t(X_t)\}$ , where  $T$  is the total number of time points and  $\widehat{C}_t(\cdot)$  is the prediction interval constructed at time  $t$ , and 0 otherwise [13, 17, 56, 75, 98, 145, 148, 153, 168, 171, 172, 176, 179]. Details and more related works will be mentioned in Section 5.

**Instantaneous coverage.** The worst-case marginal validity holds without distributional assumption for Adaptive conformal Inference (ACI)-type approaches (detailed in Section 5), or alternatively, can be viewed as the property of a fixed sequence. To show the adaptivity of online CP approaches, [8] also validates that the ACI-type has instantaneous validity under the i.i.d. assumption with sufficiently large  $t$ . More concretely, with a fitted nonconformity score  $s_t$ , [8] consider the asymptotic control of the coverage rate at time  $t$

$$\text{Coverage}_t(q) = \mathbb{P}(V_t(X, Y) \leq q \mid V_t). \quad (12)$$

**2.5.3 Conditional coverage.** Conditional coverage is a stronger validity criterion. For example, if we are interested in a subpopulation determined by a function  $g(x, y)$ , it leads us to prediction intervals satisfying the conditional coverage guarantee such that for all  $\widehat{g}$ ,

$$\mathbb{P}\left(Y_{n+1} \in \widehat{C}_{n,1-\alpha}(X_{n+1}) \mid g(X_{n+1}, Y_{n+1}) = \widehat{g}\right) \geq 1 - \alpha. \quad (13)$$

In the following subsections, we consider different choices of the function  $g$  in practice.

**Covariate-conditional coverage.** A natural partition of the entire space is according to the realization of the test feature, i.e.  $g(x, y) = x$ , in which case we seek the covariate-conditional (or local) coverage. Unfortunately, when the marginal distribution of  $X$  has no point mass, this guarantee is shown to be impossible in [90, 163]. Various kinds of relaxation of the exact conditional coverage are explored in the literature (see [50, 61, 71, 92, 131]).

**Class-conditional coverage.** In the task of classification, it is of interest to provide valid prediction interval conditioning on each class, i.e.  $g(x, y) = y$ , in which we consider the label conditional guarantee. In addition to the Mondrian CP in [163], [35] archives class-conditional validity in the setting where the number of classes is large such that effective samples in each class may not be sufficient. Empirical studies are conducted in [62, 69, 101, 135, 143, 151].

**Training-conditional coverage.** Since the coverage probably has high variability in the training data, it drives us to consider the coverage guarantee conditional on the training set  $\mathcal{D}_n$ :

$$\mathbb{P}(\alpha(\mathcal{D}_n) \geq \alpha + \varepsilon_n) \leq \delta_n, \text{ where } \alpha(\mathcal{D}_n) = \mathbb{P}\left(Y_{n+1} \notin \widehat{C}_{n,1-\alpha}(X_{n+1}) \mid \mathcal{D}_n\right), \quad (14)$$

and  $\varepsilon_n, \delta_n \rightarrow 0$  as  $n \rightarrow +\infty$ . Specifically, the marginal coverage can be written as  $\mathbb{E}[\alpha(\mathcal{D}_n)] \leq \alpha$ .

**2.5.4 Prediction efficiency.** The efficiency (or accuracy) of the prediction set/interval measures its size or length  $\|\widehat{C}_{n,1-\alpha}\|$ . It is also common to compare with an oracle prediction set  $C_{1-\alpha}^*$  under some specified models, see e.g., [92]. In the online setting, the mean prediction interval width, rolling width, and average median length of the prediction intervals are considered in the literature. To address the issue of infinite-length intervals, it is suggested to measure the *fraction of infinite-length prediction intervals* [176] and analyze the 75%, 90%, and 95% quantiles of the set sizes [4] to understand the distribution of interval lengths better.

**2.5.5 Hybrid metric.** There are also several metrics that consider validity and efficiency together. [97] introduces the *inverse coverage efficiency*, which is the average prediction interval length divided by the marginal coverage rate (the smaller, the better). [75] considers the *coverage width-based criterion (CWC)* that penalizes under- and overcoverage in a similar way. Additional metrics that aim at balancing validity and accuracy are explored in [11, 145].



### 3 STRUCTURED DATA

#### 3.1 Flat data

We start with the scenario where data are numeric and assumed to be independently and identically distributed (i.i.d or *flat*), which is common in regression/classification problems.

**3.1.1 Regression.** Consider the regression problem with observed covariates  $\{X_i\}_{i=1}^n \subseteq \mathbb{R}^d$  and response  $\{Y_i\}_{i=1}^n \subseteq \mathbb{R}$ , where we assume  $\{(X_i, Y_i)\}_{i=1}^n$  are i.i.d. Then, according to the previous section, for any nonconformity score  $V(x, y)$ , the prediction set defined in (4) is valid. Particularly, for the regression problem, the score  $V(x, y) = |y - \hat{f}(x)|$  is widely adopted [92, 141, 163] with a fitted function  $f$ , with which the prediction set takes the form

$$C_{1-\alpha}(X_{n+1}) = f(X_{n+1}) \pm \widehat{Q}_{1-\alpha}. \quad (15)$$

Note that the prediction interval has an equalized width for different  $X_{n+1}$ . To incorporate the local uncertainty of covariates when the noise distributions are heteroscedastic, a locally weighted score is proposed [92, 118]:

$$V(x, y) = \frac{|y - \hat{f}(x)|}{\widehat{\sigma}(x)}, \quad (16)$$

where the local uncertainty score  $\widehat{\sigma}(x)$  is an estimated standard error of the residual. Variants of the local uncertainty score are proposed and applied to various scenarios [31, 70, 117].

However, as the distribution of  $(Y | X)$  may not lie in the location-scale family such that  $Y = f(X) + \sigma(X) \cdot e$ , the prediction interval based on the locally weighted score can lose efficiency when dealing with more complicated distributions. Another notable line of research focuses on nonconformity scores based on estimated quantiles and cumulative density functions (CDF).

**Conformalized quantile regression.** [131] propose conformalized quantile regression (CQR) where the prediction interval is defined as

$$\left[ \widehat{Q}_{\alpha/2}(X_{n+1}) - \eta_{1-\alpha}, \widehat{Q}_{1-\alpha/2}(X_{n+1}) + \eta_{1-\alpha} \right], \quad (17)$$

where  $\widehat{Q}$  is the estimated quantile based on data splitting and on the calibration set with sample size  $n_{\text{cal}}$ ,  $\eta_{1-\alpha}$  is the  $(1 - \alpha)(1 + 1/n_{\text{cal}})$ -th-quantile of

$$V_i = \max \left\{ \widehat{Q}_{\alpha/2}(X_i) - Y_i, Y_i - \widehat{Q}_{1-\alpha/2}(X_i) \right\}, \quad 1 \leq i \leq n_{\text{cal}}. \quad (18)$$

When the estimated quantile is accurate, CQR also exhibits good local performance and to improve local coverage, further extensions are proposed in [2, 133, 139, 146].

**Distributional CP.** In comparison, with the motivation to achieve better conditional performance, distributional CP [28] considers the scores based on an estimated CDF. Consider the data splitting case where  $\widehat{F}(x, y)$  is an estimated CDF using a hold-out set. [28] defines the scores as

$$V_i = \psi \left( \widehat{F}(X_i, Y_i) \right), \quad 1 \leq i \leq n_{\text{cal}}, \quad (19)$$

where  $\psi$  is a user-specified scalar function to enhance accuracy and the default choice is  $\psi(t) = |t - 1/2|$ . When the CDF is estimated accurately, distributional CP is also shown to have an asymptotic conditional coverage guarantee.

**Discussion.** CP with flat data in the regression setting mainly focuses on designing nonconformity scores to achieve better local coverage. Further discussion is presented in Section 2.5.3.



**3.1.2 Classification.** To apply CP to classification problems with  $K$  classes such that  $Y \in [K]$ , a widely adopted nonconformity score is the estimated likelihood [135, 141]. Taking split CP as an example where we have  $\widehat{p}(x; k)$  as an estimate for  $\mathbb{P}(Y = k \mid X = x)$ , then with the non-conformity score  $V_i = \widehat{p}(X_i; Y_i)$ , the prediction set takes the form

$$C_{1-\alpha}(X_{n+1}) = \left\{ k : \widehat{p}(X_{n+1}; k) \geq \widehat{Q}_{1-\alpha} \right\}, \quad (20)$$

where  $\widehat{Q}_{1-\alpha}$  is the  $\lfloor (1-\alpha)(1+n_{\text{cal}}) \rfloor$ th-smallest of  $\{V_i\}_{i=1}^{n_{\text{cal}}}$ .

A modified approach is proposed in [132] where the nonconformity score takes the form

$$\widetilde{V}_i = \sum_{k \in S_i} \widehat{p}(X_i; k), \quad S_i = \{k : \widehat{p}(X_i; k) \geq \widehat{p}(X_i; Y_i)\}, \quad (21)$$

which is a score that tends to be small for the more “likely” labels for a certain  $x$ . Let  $\widehat{Q}_{1-\alpha}$  be the  $\lceil (1-\alpha)(1+n_{\text{cal}}) \rceil$ th-smallest of  $\{\widetilde{V}_i\}_{i=1}^{n_{\text{cal}}}$  and  $\{\pi(j; x)\}_{j=1}^K$  be permutation of  $[K]$  such that

$$\widehat{p}(x; \pi(1; x)) \geq \widehat{p}(x; \pi(2; x)) \geq \dots \geq \widehat{p}(x; \pi(K; x)). \quad (22)$$

Then, the prediction set takes the form

$$C_{1-\alpha}(X_{n+1}) = \{\pi(k; X_{n+1}) : 1 \leq k \leq k(X_{n+1})\}, \quad (23)$$

where  $k(x) = \min\{k : \sum_{j=1}^k \widehat{p}(x; \pi(j; x)) \leq \widehat{Q}_{1-\alpha}\}$  and  $\widehat{Q}_{1-\alpha}$  is the  $\lceil (1-\alpha)(1+n_{\text{cal}}) \rceil$ th-smallest of  $\{\widetilde{V}_i\}_{i=1}^{n_{\text{cal}}}$ . In [23], a nonconformity score based on estimated quantiles, which is similar to CQR, is adopted for better local coverage performance. More recent work [72] further improves the proposed nonconformity score via label ranking. [41] calibrates the output probability of deep neural networks for more informative prediction sets.

**Ordinal classification.** When the labels are ordinal, the prediction set is required to be contiguous. However, the prediction sets constructed above for general classification problems do not have this property unless the estimated conditional distribution  $\widehat{P}_{Y|X}$  is unimodal. Motivated by this property, [34] proposed a procedure that constructs unimodal classifiers. In addition, [24] adopts conformal p-values to determine the lower and upper bounds for the contiguous prediction set for the ordinal responses, and [174] applies the conformal risk control framework to this setting. Conformalized ordinal classification has applications in disease severity rating [24, 34, 103], age recognition [34, 174], and historical image dating [34], and so on.

**Multi-label classification.** Maxime Cauchois et al [23] apply CP on multi-class and multi-label image classification. One key challenge here is that typical CP methods—which give marginal validity (coverage) guarantees—provide uneven coverage, in that they address easy examples at the expense of essentially ignoring difficult examples. They build tree-structured classifiers that efficiently account for interactions between labels. To asymptotically get conditional coverage for both multiclass and multilabel prediction, they adopt the idea from quantile regression [131].

**Discussion.** Conditional coverage is also of concern in classification problems, which motivates a series of works [23, 132] in constructing scores similar to conditional quantiles. In addition, UQ for ordinal classification with additional rank constraints on the labels, which lies between regression and classification with unordered labels, is still an active field. Selective classification is also of interest in ML. In related works such as [69], more cautious prediction sets with the ability to abstain are constructed.

**3.1.3 Functional data.** Consider the setting with random functions  $X_1(\cdot), \dots, X_n(\cdot) \in \Omega$  with domain  $\mathcal{T}$ . The goal is to find a prediction set  $C_{1-\alpha} \subseteq \Omega$  such that  $\mathbb{P}(X_{n+1} \in C_{1-\alpha}) \geq 1 - \alpha$ . For brevity, we consider the split CP. To solve this problem, a naive trial is to find a predefined function  $g : \Omega \rightarrow \mathbb{R}$ , e.g.  $g(X) = -\sup_{t \in \mathcal{T}} |X(t)|$ , and then define  $C_{1-\alpha} = \{x \in \Omega : g(x) \geq \lambda\}$ . Here  $\lambda$  is  $(\lceil \alpha(n_{\text{cal}} + 1) \rceil - 1)$ th-smallest among  $\{g(X_i)\}_{i=1}^{n_{\text{cal}}}$ . However, this

criterion is too ambitious and may lose efficiency. In [91], a modified criterion is considered:

$$\mathbb{P}(\Pi(X_{n+1}) \in C_{1-\alpha}) \geq 1 - \alpha, \quad (24)$$

where  $\Pi$  maps functions in  $\Omega$  to a finite dimensional space  $\Omega_p \subset \Omega$ . More concretely, [91] considers the prediction bands  $B(t) = [l(t), u(t)]$ ,  $t \in \mathcal{T}$ , such that  $\mathbb{P}(l(t) \leq X_{n+1}(t) \leq u(t), \forall t \in \mathcal{T}) \geq 1 - \alpha$ . The proposed approach projects functions to vectors  $\{\xi_i\}_{i \leq n} \subseteq \mathbb{R}^p$  in the Euclidean space via a basis  $\{\phi_j\}_{j=1}^p$ . Then, with nonconformity scores  $V(\xi_i)$ ,  $i \in [n_{\text{cal}}]$  and

$$\mathcal{E}_n = \left\{ \zeta \in \mathbb{R}^p : V(\zeta) \geq V_{(\lceil \alpha(n_{\text{cal}}+1) \rceil - 1)} \right\}, \quad (25)$$

where  $V_{(k)}$  is the  $k$ th order statistic of  $\{V(\xi_i)\}_{i=1}^{n_{\text{cal}}}$ , one can construct the prediction band by  $B(t) = \left\{ \sum_{j=1}^p \zeta_j \phi_j : \zeta \in \mathcal{E}_n \right\}$ .

In practice, the nonconformity score  $V(\cdot)$  is chosen to be the Gaussian mixture density estimator with  $K$  components. [36] constructs prediction bands for  $X_{n+1}$  without projection by considering the nonconformity score

$$V(X_i) = \sup_{t \in \mathcal{T}} \left| \frac{X_i(t) - \widehat{G}(t)}{\widehat{s}(t)} \right|, \quad i = 1, \dots, n_{\text{cal}}, \quad (26)$$

where  $\widehat{G}(t)$  is the mean of  $X_i(t)$  in the hold-out training set and  $\widehat{s}(t)$  is designed to penalize extreme values in [36]. This procedure is further extended to the multivariate functional setting [37].

**3.1.4 Data with noise, missingness, or censoring.** In this section, we summarize related works on CP with flat data but either the covariates or the response is not directly observed.

**Covariate noise.** Consider the case where we observe  $\{(X_i, Y_i)\}_{i=1}^n$  and a new sample with noisy covariates  $\widetilde{X}_{n+1}$ . Gendler et al. [53] adopt randomized smoothing to construct a nonconformity score  $\widetilde{V}(x, y)$  which satisfies that

$$V(\widetilde{X}_{n+1}, y) \leq V(X_{n+1}, y) + M_\delta, \quad \forall y \in \mathcal{Y}, \quad \text{almost surely}, \quad (27)$$

where  $M_\delta$  is a constant. Concretely, given any  $V(x, y)$ , the score  $\widetilde{V}(x, y)$  can be constructed by

$$\widetilde{V}(x, y) = \Phi^{-1} \left( \mathbb{E}_{v \sim \mathcal{N}(0_d, I_d)} [V(x + v, y)] \right), \quad (28)$$

where  $\Phi$  is the CDF of  $\mathcal{N}(0_d, I_d)$ . A more recent work [55] only requires the property  $V(\widetilde{X}_{n+1}, y) \leq V(X_{n+1}, y) + M_\delta$  to hold with a high probability and further proposes an adaptive approach based on the principle of quantile-of-quantile design. [183] further considers the performance of CP under poisoning/evasion attack.

**Label noise.** [45] focuses on the setting where we observe  $\{(X_i, g(Y_i))\}_{i=1}^n$  with a corruption function  $g(\cdot)$  and the goal is to construct a valid prediction interval for  $Y_{n+1}$ . For any  $u \in (0, \alpha - 1/(n+1))$ , if the test score  $V_{n+1} = V(X_{n+1}, Y_{n+1})$  and the corrupted score  $\widetilde{V}_{n+1} = V(X_{n+1}, \widetilde{Y}_{n+1})$  satisfy that

$$\mathbb{P}(\widetilde{V}_{n+1} \leq t) + u \leq \mathbb{P}(V_{n+1} \leq t), \quad (29)$$

then with the protection interval  $\widetilde{C}_{1-\alpha}(\cdot)$  based on  $(X_i, g(Y_i))$ 's, it holds that

$$\mathbb{P}(Y_{n+1} \in \widetilde{C}_{1-\alpha}(X_{n+1})) \geq 1 - \alpha + \frac{1}{n+1} + u. \quad (30)$$

Moreover, if the noisy distribution of  $\widetilde{Y} = g(Y)$  satisfies that  $d_{\text{TV}}(Y, \widetilde{Y}) \leq \varepsilon$ , one has

$$\mathbb{P}(Y_{n+1} \in \widetilde{C}_{1-\alpha}(X_{n+1})) \geq 1 - \alpha + \frac{1}{n+1} + \frac{n}{n+1} \varepsilon, \quad (31)$$

which shows CP sets are robust when the strength of label noise is mild. In the study [140], they propose a novel CP method that adjusts for label contamination through a precise characterization of the effective coverage inflation or deflation caused by label contamination. Recently, a nonconformity score that interpolates noisy and clean data to achieve robustness is proposed [123].

**Covariate missingness.** In [180], the setting with missing coordinates in  $X_i$ 's is considered, which can be viewed as a specific case of noisy covariates. Two approaches are proposed in [180] and the main idea is to artificially create missingness in the calibration dataset that matches the missing pattern in the test covariates. Another line of work focusing on data (e.g. matrix or tensor) completion will be introduced in the following section of data with unique structures.

**Causal inference.** Causal inference under the potential outcome model [134] can be viewed as an example of the missing response. Consider covariates  $X_i$ 's and potential outcomes  $(Y_i(0), Y_i(1))$  for each unit. A treatment  $T_i \in \{0, 1\}$  is assigned to unit  $i$  and the strong ignorability assumption is commonly considered:  $(Y_i(0), Y_i(1)) \perp\!\!\!\perp T_i \mid X_i$ , i.e., no unobserved hidden confounders. The two major challenges of applying CP in causal inference are the covariate shift and inductive bias due to counterfactuals. In [93], under the strong ignorability assumption, prediction intervals are constructed for random variables, such as  $Y_{n+1}(1)$  and  $Y_{n+1}(1) - Y_{n+1}(0)$ , via weighted CP. To see this, for  $Y_{n+1}(1)$ , the density ratio between the population of interest  $P_{Y(1), X|T=1}$  and  $P_{Y(1), X}$  only depends on  $X$ , which lies in the covariate shift setting. Different choices of weight functions are presented in [93] for various inferential targets. In comparison, [83] adopts CP without reweighting to obtain prediction intervals that are valid conditioning on the treatment  $T$ . [26, 76] propose robust CP that maintains valid coverage when the assumption is slightly violated. More concretely, for example, with the bounds constraint of the density ratios, the weight function can be replaced by a lower or an upper bound function in calculating the weighted quantile for weighted CP. In addition, [25, 125, 175] further propose doubly robust results by incorporating the missingness/covariate shift in the framework of nonparametric/semi-parametric statistics and Alaa et al. [3] propose conformal meta learner which combines CP with meta-learner [85] to estimate causal effects.

**Censored data.** The setting with the censored response is commonly known as survival analysis where  $X$  consists of covariates,  $T$  is the survival time of interest and  $C$  is the censoring time. In practice, only the censored time  $\tilde{T} = \min\{C, T\}$  can be observed. With the goal of constructing a lower prediction bound (LPB) for  $T$  such that  $\mathbb{P}(L_{1-\alpha}(X) \leq T) \geq 1 - \alpha$ , if we directly treat  $\tilde{T}$  as the response, the LPB for  $\tilde{T}$  is also valid for  $T$ . However, when  $C < T$  with a high probability, the LPB for  $\tilde{T}$  will be too conservative for  $T$ . The main idea in [22, 64] is to find a cutoff  $q(X)$  for  $C$  and focus on a subpopulation with  $C \geq q(X)$ , in which the censoring rate is lower. The difference lies in that [22] adopts a fixed cutoff  $c_0$  while [64] considers an adaptive cutoff as a function of  $X$ . We note that, under the conditionally independent censoring assumption that  $T \perp\!\!\!\perp C \mid X$ , the distribution shift from  $(T, C, X)$  to  $(T, C, X \mid C \geq q(X))$  is covariate shift. Thus, by weighted CP, the LPB for  $\tilde{T}$  constrained on the subpopulation will gain more accuracy.

**Discussion.** UQ for a wide range of statistical problems with missing/noisy observations can be addressed via (weighted) CP. However, its validity usually depends on the covariate shift condition, which has different variants in specific problems (e.g. the strong ignorability assumption in causal inference and the conditionally independent censoring assumption in survival analysis). Motivated by [13, 76], there is ongoing interest in robustness evaluation or sensitive analysis of (weighted) CP when the covariate shift assumption is violated.

### 3.2 Data with unique structures

As is shown in the previous section, the validity of CP holds with flat data. However, in practice, the i.i.d. assumption is too strong and does not hold in general. Instead, observed data may tend to exhibit unique structures in many real applications, e.g. data collected in social media with each sample representing one user are usually correlated and there could be an underlying graph structure to capture the correlation among users. This section provides an overview of applications of CP with structured data and additional assumptions required for the exchangeability to hold.

**3.2.1 Data with hierarchical structure.** When data are generated via a hierarchical sampling procedure, it creates a simple form of heterogeneity within data. Consider the setting with  $K$  many groups of observations and

$$\Pi_k \sim P_\Pi, \quad N_k \mid \Pi_k \sim P_{N|\Pi}, \text{ independently for } k \in [K], \quad (32)$$

where  $N_k$  is the observed sample size for the  $k$ th group. For each group  $k$ , we have observations  $\{(X_{k,i}, Y_{k,i})\}_{i=1}^{N_k}$ . As is mentioned in [39], there are two tasks of interest: (1) constructing a prediction set for the new sample  $(X_{K+1,1}, Y_{K+1,1})$  drawn from a new group  $\Pi_{K+1} \sim P_\Pi$ ; (2) constructing a prediction set for the new sample  $(X_{\text{test}}, Y_{\text{test}})$  from one of existing  $K$  groups. Let  $\tilde{Z}_k = (Z_{k,i})_{i=1}^{N_k} = ((X_{k,i}, Y_{k,i}))_{i=1}^{N_k}$  for  $k \in [K+1]$ . As is shown in [39], in this setting, the hierarchical exchangeability condition is assumed as an extension of the generic exchangeability assumption, where not only are observations within each group exchangeable,  $K$  groups are also assumed to be exchangeable.

For task (1), four methods are proposed in [39]. The first approach, *pooled CDF*, utilizes the estimated CDF from each group to construct asymptotically valid prediction sets. The second approach, *double conformal*, is similar to the quantile-of-quantile approach and achieves finite-sample validity under the hierarchical exchangeability assumption but tends to be conservative in practice. The third approach, *subsampling once*, samples one sample from each group and constructs the prediction set following the generic CP procedure without the requirement of hierarchical exchangeability. The shortcoming is that this approach does not utilize all the available data and may exhibit high variance. In light of this, *repeated subsampling* repeats the procedure  $B$  times to derandomize the subsampling procedure via p-values aggregation.

Another work [18] considers the setting with training and test data drawn from different multinomial distributions, and to account for the heterogeneity in the sampling probabilities, weighted CP is adopted to adapt the test sample to “similar” observations.

**3.2.2 Matrix/tensor data.** An important line of research in unsupervised learning focuses on matrix estimation/prediction, e.g. forecasting in panel data with spatio-temporal correlations. In this setting, we have an underlying matrix  $M \in \mathbb{R}^{d_1 \times d_2}$  of interest, and each entry  $(i, j)$  is missing following a certain pattern. With the random set of observed items  $\mathcal{S} \subseteq [d_1] \times [d_2]$ , the task is to construct intervals  $\{C(i^*, j^*) : (i^*, j^*) \in \mathcal{S}^c\}$  such that  $M_{i^*j^*} \in C(i^*, j^*)$  with a high probability.

In [63], it is assumed that the matrix  $M$  is deterministic and each entry  $(i, j)$  is observed with probability  $p_{ij} \in (0, 1)$  independently and weighted exchangeability of indices in  $\mathcal{S}_{\text{cal}} \cup \{(i^*, j^*)\}$  conditioning on  $\mathcal{S} \setminus \mathcal{S}_{\text{cal}}$  is established for  $(i^*, j^*)$  uniformly drawn from  $\mathcal{S}^c$ , which enables the splitting approach that uses  $\mathcal{S} \setminus \mathcal{S}_{\text{cal}}$  for estimating quantities of interest. More concretely, with  $\hat{M}$ ,  $\hat{p}$ , and the local uncertainty score  $\hat{s}$  estimated with  $M_{\mathcal{S} \setminus \mathcal{S}_{\text{cal}}}$ , we have  $V_{ij} = (|M_{ij} - \hat{M}_{ij}|) / \hat{s}_{ij}$  for all  $(i, j) \in \mathcal{S}_{\text{cal}}$ . Then, by weighted CP with  $\hat{w}_{ij}$  as the normalized odds ratio, the prediction interval for each  $(i^*, j^*)$  can be constructed by  $C(i^*, j^*) = \hat{M}_{i^*j^*} \pm \hat{s}_{i^*j^*} \hat{Q}$  where

$$\hat{Q} = \text{Quantile}_{1-\alpha} \left( \sum_{(i,j) \in \mathcal{S}_{\text{cal}}} \hat{w}_{ij} \delta_{V_{ij}} + \hat{w}_{i^*j^*} \delta_{+\infty} \right). \quad (33)$$

This approach archives the validity in  $\mathcal{S}^c$  on average such that

$$\frac{1}{|\mathcal{S}^c|} \sum_{(i^*, j^*) \in \mathcal{S}^c} \mathbb{1} \{M_{i^*j^*} \in C(i^*, j^*)\} \geq 1 - \alpha - \Delta, \quad (34)$$

where  $\Delta$  measures the estimation accuracy of  $\hat{p}$ .

In comparison, Shao and Zhang [142] consider the setting with a random matrix and fixed missing patterns. Valid intervals are constructed under the row/column exchangeability assumption on the random matrix. Since the coverage guarantee in [63] is on average for  $\mathcal{S}^c$ , a recent work [96] considers a different criterion of coverage,

*simultaneous coverage*, which constructs a joint confidence region for  $M$ . Sun and Chen [150] further extend the problem to the scenarios with a noisy and partially observed tensor.

**3.2.3 Data with graph (tree) structure.** Graph data is widely used across various fields, such as recommendation systems [68] and drug discovery [51]. CP for graph data presents both unique challenges and opportunities. One key challenge arises from the reliance of standard CP on the exchangeability assumption, which may not hold for graph data due to its inherent dependencies. Several studies [29, 72, 181] have explored the conditions under which the exchangeability assumption applies to graph data. A common consensus is that in inductive settings, where test data nodes/links are not present in the calibration data, the exchangeability assumption typically does not hold. However, in transductive settings, where all nodes from both the training and testing datasets are included in the graph, the assumption is more likely to be valid. Despite this challenge, the unique structure of graph data also presents opportunities to enhance the performance of CP methods, offering untapped potential for improvement.

**Inductive setting** In the inductive setting, models are trained on one graph (or a subset of nodes and edges) and then applied to unseen data, such as new nodes or entirely new graphs, during inference. As a result, the exchangeability assumption does not hold, causing CP to fail to provide coverage guarantees. To address this challenge, Clarkson [29] propose the Neighbourhood Adaptive Prediction Set. By leveraging the adjacency matrix, they generate prediction sets for test data, using the neighborhoods of test nodes as calibration data and introduce a weighting scheme based on the path length between nodes to adjust the importance of nodes in calibration, inspired by the homophily principle. In a different approach, Zargarbashi and Bojchevski [181] note that the previous method may not work well with realistic sparse datasets, such as social network interactions. To tackle this issue, they suggest recalculating the nonconformity score and quantile each time new nodes are added to the graph. For edge classification, the same strategy is employed, but with a weighted nonconformity score defined as  $1/\text{degree}(v)$ , where  $v$  represents a node, to account for covariate shift.

**Transductive setting** In the transductive setting, research has shown that the exchangeability assumption holds for both node and link prediction tasks [73, 186]. As a result, most works in this setting focus on improving efficiency. In [182], the authors update the nonconformity score by incorporating the nonconformity scores of neighboring nodes, effectively leveraging the graph structure to improve prediction efficiency. Specifically, they propose a diffused score as the nonconformity score:

$$\widehat{V}(v, y) = (1 - \lambda)V(x, y) + \frac{\lambda}{|\mathcal{N}_x|} \sum_{u \in \mathcal{N}_x} V(u, y), \quad (35)$$

where  $\mathcal{N}_x$  is the set of neighboring nodes of node  $v$ , and  $\lambda$  is a hyperparameter. Huang et al. [73] further propose a more general method, highlighting that current approaches mainly focus on designing nonconformity scores while overlooking the direct training for efficiency. Based on the empirical finding that nodes linked together often produce similar sizes of prediction sets, they employ a second GNN model to help aggregate neighborhood information and introduce an inefficiency loss, defined as the size of the prediction set.

In addition to the aforementioned node classification tasks, there are some works that focus on applications of CP on link prediction. For example, extending previous exchangeability results in [73], Zhao et al. [186] prove that the assumption also holds for link prediction tasks in GNNs, and introduce conformalized link prediction. The key finding is that graphs with node degrees following the power law distribution more closely tend to display smaller average prediction intervals, indicating higher efficiency. They then propose a sampling-based CP method to align the node degree distribution of the graph with a power-law distribution to enhance the efficiency of the CP process. Another study [109] develops a conformal link prediction method that provides a set of true edges while controlling the False Discovery Rate (FDR). The motivation is that most methods consider link prediction as a ranking problem, which is satisfying when the application constrains the number of pairs

of nodes to be declared as true edges to be fixed. Alternatively, other practices may require a classification of missing links into true and false edges with a control of false positives, e.g., reconstruction of biological networks. They collect a set of observed false links (those confirmed to not exist) and calculate p-values on these. Then, they apply the Benjamini-Hochberg (BH) procedure to the conformal p-values to establish a threshold for determining whether a link is a true connection. In a follow-up study, Blanchard et al. [19] validate the effectiveness of this approach and extend it to include False Discovery Proportion (FDP) bounds.

Another area of link prediction is recommendation systems, which aim to predict interactions between users and items. For example, Angelopoulos et al. [7] focus on controlling FDR for evaluating variable-sized sets in drug recommendation. To achieve this, they propose a method that calibrates learning-to-rank (L2R) models to maintain FDR control. Additionally, in [165], the authors introduce two novel CP-based losses: CP Set Size (CPS) and CP Set Distance (CPD). CPS is designed to improve the efficiency of CP, while CPD minimizes the cosine similarity distance between the top-K closest items in the CP set and the ground truth. This enhances recommendation precision by ensuring that items are not only selected with confidence (as with CPS) but also closely match user preferences. They train the model using joint learning to achieve these goals.

**Discussion** CP for graphs is a relatively underexplored area, and several challenges remain. First, the graph structure itself can be more thoroughly leveraged. Current research primarily focuses on neighborhood information, but other relationships—such as nodes with similar degrees or shared topological properties—could also be incorporated into CP. Second, there is limited research on applying CP to weighted graphs, such as transportation networks, or other graph variants, which presents a significant gap in the literature. Additionally, optimizing the efficiency of CP in settings beyond the current focus remains an open area for exploration.

## 4 UNSTRUCTURED DATA

### 4.1 Text Data

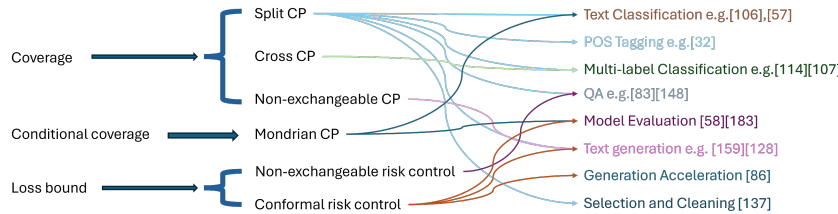


Fig. 3. A taxonomy of CP methods for text data. Loss bound refers to a formal guarantee on the maximum expected loss of a prediction set generated by a conformal method.

The rapid expansion of large language models (LLMs) and natural language processing (NLP) applications has highlighted the critical need for UQ to mitigate risks such as hallucinations and to improve decision-making reliability in high-stakes scenarios. Text and LLMs possess unique characteristics that engender new opportunities and challenges in CP

due to their complex nature and unbounded output space. These LLMs are often trained on vast, inaccessible datasets and parameters, making re-training or even fine-tuning nearly impossible. CP addresses uncertainty without oversimplifying the complexity of LLMs and avoids the need for retraining and can be applied to any LLM. Primarily used in classification and regression tasks, harnessing the full potential of CP for text data and generative models such as LLMs is not at all trivial. In this section, we will explore the application of CP in unstructured text data. For a more comprehensive review of CP for NLP, please refer to the survey [21].

**4.1.1 Text Classification.** Text classification is often applied in high-stakes areas such as medical diagnosis, security, and legal document review. For example, Maltoudoglou et al. [107] build CP [119] upon the transformer method for sentiment analysis to address the problem of heavy computation of CP. Another work [58] similarly applied inductive Venn-ABERS predictor to transformers and constructed prediction sets based on conformal



$p$ -values calculated from estimated probabilities. Recent work focuses on the conditional coverage of CP for text classification, which focuses on the coverage for certain subpopulations (e.g., conditional on labels) and is particularly essential for unbalanced datasets and respective tasks. Giovannotti and Gammerman [60] compare several transformer-based conformal predictors and found that Mondrian CP demonstrated the smallest theoretically expected efficiency drop for conditional coverage of CP.

Another thread of work focuses on multi-label text classification, where each instance may have multiple labels, requiring CP to output a combination of labels. For example, [115] applies the power-set approach [116] to multi-label classification, which treats each label set as a candidate classification and is assigned a  $p$ -value. They also propose to only use the maximum observed label cardinality of the corpus to reduce the combination of labels. In the study [108], they extend the Label Powerset (LP) Inductive (i.e., Split) CP by reducing computational complexity, specifically by eliminating a significant number of label sets that are likely to have  $p$ -values below the specified miscoverage rate. [48] proposes a modified CP algorithm that produces multi-label prediction sets with a strict limit on false positives. By using a greedy algorithm based on the nonconformity scores, it optimizes true positive rates while controlling false positives below a user-specified level.

**4.1.2 CP for Natural Language Understanding (NLU).** NLU focuses on enabling machines to comprehend and interpret the structure and semantics of human language, is becoming increasingly pivotal in various commercial settings. NLU involves analyzing text to extract meaning, intent, and context, handling ambiguity, and recognizing entities or relationships.

One application of NLU is *question answering (QA)* tasks, which can be categorized into Multiple Choice Question Answering (MCQA) and open-domain QA. For the MCQA task, a common approach is to simplify it into a classification task for the given choices. Current approaches to applying CP to this task primarily rely on the standard split CP and developing various nonconformity scores for different needs. For example, one line of research [84, 177] involves appending the input with “The correct answer is the option:”, prompting the LLMs to predict the next word to acquire the logits of the option. Subsequently, a softmax operation is applied to these logits and then used for CP algorithm.

In open-domain QA, an LLM receives a question and is asked to generate an answer from a vast, unbounded space based on its comprehension of the question. In a black-box setting, when sampled answers as the LLM output are available, CP can be used to construct a reliable set of potential answers. For example, Su et al. [149] employs sampling to assess the model’s uncertainty and calculates nonconformity scores based on frequency to construct prediction sets. They also distinguish the results using normalized entropy and semantic similarity as an extension. Another application of NLU in open-domain QA is to detect LLM hallucinations and verify the facts. Li et al. [94] construct a prediction set by sequentially building the retriever and response set with a coverage guarantee and then combining them into an aggregated set. Then it employs Bayesian optimization to enhance efficiency by finding the best hyper-parameters. An earlier work [47] first expands the CP correctness criterion to allow for additional, inferred “admissible” answers, which can substantially reduce the size of the predicted set while still providing valid performance guarantees. It then amortizes costs by conformalizing prediction cascades, in which it aggressively prunes implausible labels early on by using progressively stronger classifiers—again, while still providing valid performance guarantees.

Another three common NLU tasks where CP has been studied are *machine translation evaluation*, text infilling, and *part-of-speech (POS) tagging*. Machine translation evaluation involves assessing the quality of generations in a target language based on the input provided in a source language. Some studies apply the CP algorithm to machine translation evaluation to address uncertainty [59, 184]. For example, Zerva and Martins [184] show that split CP adjusts confidence intervals to achieve the desired coverage and identify biases in these intervals based on translation language pairs and translation quality. Using conditional CP, they create calibration subsets for each data subgroup, ensuring equalized coverage. In the POS tagging and text infilling, Dey et al. [33] propose



CP-enhanced BERT and BiLSTM algorithms to ensure their statistical reliability. The non-conformity scores are designed based on multi-label classification tasks.

**4.1.3 CP for Natural Language Generation (NLG).** NLG is the process of transforming structured information or text into natural language output. It focuses on producing coherent, contextually appropriate language, such as generating summaries or translations.

In the field of NLP, transformer-based generative LLMs play a significant role [160]. These models generate text by predicting the next word based on previous inputs. When applying CP to text generation tasks, these tasks are categorized by the length of the generated content, distinguishing between next-word prediction and long sentence generation tasks. We note that different from MCQA, in the next-word prediction task, the label set encompasses the entire vocabulary, from which CP generates a prediction set containing potential next words.

To assess whether a top- $p$  sampling set is indeed aligned with its probabilistic meaning in various linguistic contexts, Ravfogel et al. [129] leverage CP and customize the Adaptive Prediction Sets (APS) score [132], which aims to provide prediction sets that adaptively include all possible labels that meet a certain confidence level, ensuring that the true label is contained within the prediction set with a high probability. Another challenge in next-word prediction is that the complex intrinsic relationships within the data may violate the exchangeability assumption, leading to non-i.i.d. test and calibration data. To address this, Dennis Ulmer et al. [159] combine APS scores with non-exchangeable CP for next-word prediction.

Another increasingly popular NLG task is *code generation*, where LLMs are tasked with producing a piece of code based on input. One challenge lies in structured prediction problems, where the space of labels is exponential in size. To address this issue, Adam Khakhar et al. [82] propose generating code based on the abstract syntax tree structure and partial programs. They utilize partial programs for prediction [144] and establish a pre-selected 1D search space over the prediction sets by mapping features to labels in order to construct Probably Approximately Correct (PAC) prediction sets. *Retrieval Augmented Generation (RAG)* combines retrieval-based methods with LLMs for text generation. Integrating CP in its unique generation process is challenging. Kang et al. [81] propose to apply conformal risk control with RAG, in which they show that using RAG can lead to lower risk than normal LLM with or without covariate shift. Mohri et al. [111] address the problem of factual correctness in LLM outputs. During calibration, each output is broken into subclaims, scored by GPT-4 for confidence, and filtered using a threshold based on a preset confidence rate  $\alpha$ . In the prediction stage, subclaims with confidence scores above this threshold are seen as correct factual and concatenated to form the final output.

Another line of research adopts CP to control the quality of LLM generations. To deploy the outputs of foundation models reliably, Gui et al. [65] present conformal alignment, which aims to provide guarantees that a prescribed fraction of selected model outputs are trustworthy and meet the alignment criterion. This is achieved by training an alignment predictor on reference data and selecting outputs whose predicted alignment scores exceed a calibrated threshold, thus controlling the false discovery rate of untrustworthy outputs. Victor et al. [126] introduce a conformal sampling framework for LLMs to generate diagnoses based on input content. Its goal is to generate prediction sets with provable guarantees of containing at least one acceptable response, while filtering out low-quality or redundant outputs. This is achieved through a calibrated sampling process that stops when confidence criteria are met, using rejection rules to eliminate undesirable samples, ensuring efficient and reliable output.

**4.1.4 Inference-time Efficiency.** Besides generating prediction sets, CP can also improve inference-time efficiency by reducing the need for multiple samples or complex generation, and leveraging efficient calibration strategies. Some works focus on achieving early stopping using CP, enabling the model to produce reliable predictions with reduced inference time. In [87], the authors propose training an LLM using minimal computational resources while maintaining accuracy. By leveraging the Learn then Test (LTT) framework, they identify optimal risk-controlling hyperparameter configurations. Their key contribution, Pareto Testing, further improves efficiency by

strategically guiding the number and order of tested configurations when searching for valid settings. Schuster et al. [138] propose a novel method called Confident Adaptive Language Modeling (CALM), which allows the transformer to exit early at a specific layer of the decoder, thereby significantly reducing inference time. This method employs various confidence measures to determine when to exit early, such as softmax response, hidden-state saturation, and a trained early exit classifier, and uses a calibration dataset to threshold confidence scores by grid search.

**Discussion** Although CP has recently achieved success in NLP, several questions remain to be addressed in the future: (1) Computational efficiency. The use of CP can be computationally expensive, especially with large datasets or packages like FAISS[80]. Optimizing CP for efficiency is essential. (2) Human and LLMs Interaction. As human-LLM interactions generate continuous new data, further research is needed to adapt CP to effectively and efficiently handle these unbounded output space and dynamic environments. (3) Ethical Concerns. CP's ability to produce multiple predictions increases the risk of generating unethical outputs, particularly in LLMs, and addressing these concerns remains an open challenge.

## 4.2 Image Data

Deep learning with images can achieve high predictive accuracy, but quantifying uncertainty remains a significant challenge, hindering its deployment in critical settings. Applying CP for image data involves navigating challenges related to high dimensionality and feature complexity. The following sections will introduce the development of CP in various computer vision (CV) tasks.

**4.2.1 Image classification.** Some applications of CP for image classification are built upon the framework of canonical classification tasks, but further exploit the specific characteristics of image data across various domains to design powerful nonconformity score functions. For example, in [10], they aim to ensure the reliability of AI models in diverse clinical environments by introducing the conformal triage algorithm, which outputs labels {true, false, and unknown} to aid clinical decision-makings. Another line of research utilizes learned deep (underlying) features of image data in constructing more efficient prediction sets. Teng et al. [156] extend the application of CP to semantic feature spaces, in which they leverage the difference between pre-trained and fine-tuned features to generate the prediction set via band estimation [173]. Ghosh et al. [54] further show that if learned image representation satisfies some mild conditions, their proposed NCP (neighborhood conformal prediction) approach will produce smaller prediction sets than traditional CP algorithms. They utilize the learned representation to identify the  $K$ -nearest neighbors of a given test input and assign important weights based on their distances to create adaptive prediction sets.

**4.2.2 Image segmentation.** Given an image  $x$  as the input, image segmentation aims to find a map  $f : x \mapsto y$ , where  $y$  is the segmentation result as the output. Here  $x$  and  $y$  have the same dimension and for each pixel  $x_i$ , the corresponding value  $y_i$  represents the class for this pixel. As the softmax function has been shown to produce overconfident predictions with uncalibrated outputs, CP can be beneficial in calibrating the segmentation approaches. [167] combines deep learning with CP for tissue sub-region prediction with confidence. They define the nonconformity score based on the output softmax score for each pixel. They further use the conformal  $p$ -values to guide prediction: they first choose the class with the largest  $p$ -value as the predicted output. Then, confidence in the prediction is defined as the gap between the largest and the second largest  $p$ -values, with which the pixel with confidence lower than a given confidence level is excluded. In addition, a recent work [112] utilizes the framework of conformal risk control, where the nested sets  $\{\hat{C}_\lambda(\cdot)\}_{\lambda \in \Lambda}$  is defined by thresholding the output softmax scores by  $\lambda$ . The scarcity of images for pixel-level calibration makes it hard to obtain sufficient images for pixel-level calibration. Brunekreef et al. [20] introduce the concept of Kandinsky calibration, which leverages the inherent spatial structure within natural image distributions, to cluster pixels.

**4.2.3 Image-to-image tasks.** In image-to-image tasks, including inpainting, super-resolution, and colorization, the objective of CP is to construct a prediction interval around each pixel such that the true pixel value falls within this interval with a user-defined probability.

Canonical approaches towards this task define uncertainty regions based on probable values per pixel, while ignoring spatial correlations within the image, resulting in an exaggerated volume of uncertainty. To address this, one study [136] quantifies the uncertainty in a latent space, thus taking spatial dependencies into account. Specifically, they aim to develop a method that can provide principled uncertainty intervals for semantic factors within a disentangled latent space of a generative model. This method has a fixed decoder that can predict images based on latent code with conformal quantile regression and use a decoder to generate restored images from the prediction set. However, by relying on a non-linear, non-invertible and uncertainty-oblivious transformation, this method suffers from interpretability limitations. Belhasin et al. [16] improve this by using spatial relationships between pixels for UQ in inverse imaging problems. They employ a diffusion model with three phases: (1) approximation, where sampling generates principal components and weights using SVD; (2) calibration, where three variants of Principal UQ (PUQ) are proposed: exact PUQ, Dimension-Adaptive PUQ, and Reduced Dimension-Adaptive PUQ, with the latter two improving computational efficiency; and (3) using the previous result for prediction.

There are several works that focus on conformal risk control for image-to-image tasks. For example, [6] proposes a distribution-free pipeline for image-to-image regression based on risk control [15]. [86] proposes a method for conformal risk control based on masking, which guarantee the masked reconstructed image and masked true image have a distance under threshold in a given probability. [147] proposes a novel method for applying diffusion models to CP. Their approach involves generating multiple reconstructed variations for each original image and then determining the interval bounds by taking the upper and lower quantile for each pixel across these variations. To deal with the problem that classical risk control can only be applied to scalar hyper-parameters, in the study [155], they propose entrywise calibrated intervals and multi-dimensional risk control.

**Discussion** CP with image data has gained popularity in recent years. Classification focuses on high efficiency, handling data imbalance or noise, and achieving the performance of full CP. These methods perform well because they address various challenges associated with CP. In image-to-image tasks, encoder-decoder structures like diffusion models are commonly used. However, there are still some problems that can be better addressed. For example, in image-to-image tasks, leveraging the relationship between the prediction sets of different pixels to improve predictions is an area for further exploration.

### 4.3 Heterogeneous Data

Heterogeneous data consists of diverse types and formats, often originating from different sources. This diversity presents challenges for traditional CP methods, which are generally designed for more uniform data types. The variability in distributions, complexity in feature interactions, and the need to handle different data structures simultaneously make it difficult for traditional CP to provide accurate and reliable prediction intervals. Therefore, new CP methods are required to effectively manage heterogeneous data, ensuring that predictions remain reliable and maintain confidence guarantees across all types of data involved. For heterogeneous data, the objective is to find a function that can map  $\mathcal{X} \rightarrow \mathcal{Y}$ , where  $\mathcal{X} = \mathcal{X}_1 \cup \dots \cup \mathcal{X}_K$ . Then in a standard CP method for heterogeneous data, for each sample  $x$ , a prediction interval/set is generated by:

$$C(x) = [\hat{l}, \hat{u}] \text{ or } [c_1, c_2, \dots, c_n] \quad (36)$$

where  $\hat{l}$  and  $\hat{u}$  are the lower and upper bounds of the predicted interval, respectively,  $c_i$  is a label. One study [158] works on multimodal data and highlights that previous methods for generating multi-modal prediction regions often result in overly complex solutions, making them unsuitable for downstream tasks like planning and control.

To address this, it proposes using shape templates—such as ellipsoids, convex hulls, and hyperrectangles—over the residuals of calibration data. These shape templates simplify the non-conformity score functions, leading to more efficient and accurate prediction regions that are easier to apply in practical scenarios. When there is noise in the multimodal data, Zhan et al. [185] propose a reliability-based training data cleaning method using split CP, which leverages well-labeled data as a calibration set to detect and correct mislabeled data and outliers. This method is validated across three biomedical multimodal data, with varying levels of labeling noise introduced to assess its effectiveness. Another type of heterogeneous data is multiview data which refers to datasets where the same underlying object or phenomenon is described by multiple different sets of modes or “views.” Multi-View CP (MVCP) [130] addresses the challenge that the naive method for late fusion fails to leverage the uncertainty information of individual predictors, leading to less efficient and adaptive prediction intervals. Specifically, they define the score function for the predictor in each mode and use quantiles along projection directions. The final prediction region is an intersection of half-planes, ensuring efficient, distribution-free coverage. Further, Liu et al. [100] study covariate shifts when data originates from multiple sources. The proposed data-adaptive strategy begins by calculating site-specific quantiles for each source. For the target distribution, it then computes a discrepancy measure between the target site’s quantile and each source site’s quantile. This discrepancy is used to assign weights to each source site. The goal is to minimize the discrepancy between the influence function for the target site and the weighted combination of the influence functions for all sites, thereby aligning the target site more closely with the source sites and effectively addressing the covariate shift.

Some work develops CP for limited data scenarios with multi-modal training, e.g. zero-shot, one-shot, and few-shot learning. For example, Fisch et al. [46] point out that when the dataset is small, the prediction generated by CP will be unusually large. They address it by casting CP as a meta-learning paradigm over exchangeable collections of auxiliary tasks. In another study [40] for image caption, they introduce a novel heuristic for zero-shot CP that leverages CLIP-based foundation models [127] calibrated by web data. Specifically, it utilizes the internet as a queryable source of calibration data. At test time, it generates prompts like “an image of a <category>” for zero-shot classification and retrieves class-specific calibration data from the web. Then it computes “plausibility scores” based on retrieved images and their contexts to refine the prediction process.

**Discussion** Existing CP methods for heterogeneous data are relatively limited, primarily focusing on multi-modal and multi-view data, as well as scenarios like covariate shift and limited data availability. Future research could explore leveraging contrastive learning frameworks, similar to CLIP for multi-modal image captioning, to enhance conditional probability CP efficiency. Another promising direction is addressing covariate shifts across different modalities in multi-modal tasks, which remains largely unexplored. Further, managing uncertainty in multi-modal outputs, which often arises from the complexity of such data, presents a compelling challenge that warrants further investigation. Finally, more efforts are needed to explore CP in the semantic space.

## 5 SPATIO-TEMPORAL DATA

Spatio-temporal data captures phenomena that evolve over time and across locations, making it crucial in fields like meteorology, geosciences, urban planning, and public health. As prediction models for spatio-temporal data are often setting-specific, prediction sets instead of point predictions can be preferred in this scenario. Applying CP to this type of data helps manage risks associated with spatial and temporal variability by providing confidence measures for predictions. However, standard CP assumes data exchangeability, an assumption often violated by spatio-temporal data due to its structured dependencies and evolving nature. This can lead to misleading confidence measures if not properly addressed. This section discusses challenges and methodologies associated with applying CP to spatio-temporal data. We begin by discussing one-dimensional spatio-temporal data, which essentially constitutes time series data collected from a single geographic location. Then, we explore strategies for tackling multi-location (i.e., multi-dimensional) spatio-temporal data, where each entire series is treated as a

single observation, exhibiting temporal dependencies both within and between the sequences. Therefore, the violation of non-exchangeability in multi-dimensional settings can be more severe and requires robust analytical approaches to ensure the accuracy and reliability of predictive models. In addition, we will cover the special case of streaming time series data, highlighting the need for new methods and identifying additional areas for the application of CP. We summarize representative CP methods in this section in Table 2 and Fig. 4.

Representative Work	Data	Distribution Assumption	Coverage Guarantee
NexCP [13]	None	None	$\geq 1 - \alpha - \sum_{i=1}^n \tilde{w}_i \cdot d_{TV}(R(Z), R(Z^t))$
EnbPI [168]	single time series	strongly mixing errors	$\approx 1 - \alpha$
SPCI [171]	single time series	None	$\approx 1 - \alpha$
ACI [56]	single time series	None (online)	Asymptotically $\approx 1 - \alpha$
CF-RNN [148]	independent time series	exchangeable time series	$1 - \alpha$
Copula-RNN [153]	independent time series	exchangeable time series	$1 - \alpha$
MultiDimSPCI [172]	dependent time series	non-exchangeable time series	$\approx 1 - \alpha$

Table 2. A summary of representative CP methods for spatio-temporal data described in Sections 5.

### 5.1 One-Dimensional Spatio-temporal Data

For one-dimensional spatio-temporal data, there are three primary lines of research:

- **Reweighting** adjusts the influence of historical samples based on their age or relevance, addressing the non-stationarity. By altering the weights assigned to each sample, sample reweighting helps to align the distribution of the weighted calibration data more closely with that of the test data, ultimately addressing the issue of distribution shift.
- **Updating non-conformity scores** updates non-conformity scores continuously as new data becomes available, ensuring that the model adapts to recent trends and patterns without being overly influenced by outdated information.
- **Updating  $\alpha$** : Instead of using a fixed miscoverate rate for all predictions, this method adjusts the miscoverate rate based on recent prediction errors and variability in the data. Such adaptivity allows for more flexible and context-sensitive prediction intervals, crucial for applications where sudden changes in volatility or trend are common.

**5.1.1 Reweighting.** Reweighting is one of the most common frameworks for non-exchangeable settings, including time-series data. As we show in Section 2.3, weighted CP can compute prediction intervals for problems with covariate shifts between training and test data [157]. Below, we discuss several reweighting approaches that can be applied to one-dimensional time series data.

**Pre-defined weights** To relax the covariate shift assumption and addresses the problem that the high-dimensional likelihood ratio is known beforehand or well approximated for correct coverage in weighted CP, Barber et al. [13] extended the weighted method in [157] to the scenario with arbitrary pre-defined weights, showing that the coverage gap can be bounded by the total variation between the calibration and test data distributions. The weights  $\{w_1, \dots, w_t \in [0, 1]\}$  for non-conformity scores are normalized as follows:

$$\tilde{w}_i = \frac{w_i}{w_1 + \dots + w_t + 1}, \quad i = 1, \dots, t, \quad \text{and} \quad \tilde{w}_{t+1} = \frac{1}{w_1 + \dots + w_t + 1}.$$




Fig. 4. Venn Diagram for CP Methods in Spatio-temporal Data (37)



The weighted nonconformity scores for split and full CP are then:

$$\sum_{i=1}^t \tilde{w}_i \cdot \delta_{R_i} + \tilde{w}_{t+1} \cdot \delta_{\infty} \quad \text{and} \quad \sum_{i=1}^{t+1} \tilde{w}_i \cdot \delta_{R_i}^y, \text{ respectively.} \quad (38)$$

Here  $V_i = |Y_i - \hat{f}(X_i)|$  is the non-conformity score for the trained model  $\hat{f}$ . Let  $d_{TV}$  denote the total variation distance between distributions, theoretically, [13] provided the lower bounds for coverage in nonexchangeable CP:

$$\mathbb{P} \left\{ Y_{n+1} \in \widehat{C}_n(X_{n+1}) \right\} \geq 1 - \alpha - \sum_{i=1}^n \tilde{w}_i \cdot d_{TV}(R(Z), R(Z^i)). \quad (39)$$

This approach can be applied to non-symmetric algorithms like weighted regression and autoregressive models, which are common in time series forecasting. Building upon [13], subsequent research broadened the framework's applications. For example, Schlembach et al. [137] expanded the methodology for multi-step-ahead time series forecasting to the multivariate setting and conformal risk control measures were incorporated into one-dimensional spatio-temporal data [44].

**Learned weights** The seminal work [13] uses pre-defined weights, leading to poor generalization. HopCPT [11] addresses this by using a Modern Hopfield Network (MHN) for similarity-based reweighting, which enhances accuracy by prioritizing past instances that closely resemble current conditions [11, 128]. HopCPT assigns weights in time series forecasting, where each weight  $a_{t,i}$  signifies the relevance of a past time step  $i$  to the current time step  $t$ . The weights and corresponding normalized weights are computed as follows:

$$a_{t,i} = \beta m(z_t)^\top W_q W_k m(z_i), \quad \tilde{a}_{t,i} = \frac{e^{a_{t,i}}}{\sum_{j \in M} e^{a_{t,j}}}, \quad \forall i \in M, \quad (40)$$

where  $z_i$  is the encoded input for time step  $i$ ,  $m$  is an encoding function, and  $W_q, W_k$  are matrices of learned weights. The hyperparameter  $\beta$  adjusts the focus of the probabilistic distribution generated by the softmax function. Using these weights, HopCPT generates the prediction interval by discounting the quantiles of relative errors:

$$\widehat{C}_\alpha(x_t, M) = \left[ \hat{f}(X_t) + Q_{\frac{\alpha}{2}} \left( \sum_{i \in M} \tilde{a}_{t,i} \delta_{\epsilon_i} \right), \hat{f}(X_t) + Q_{1-\frac{\alpha}{2}} \left( \sum_{i \in M} \tilde{a}_{t,i} \delta_{\epsilon_i} \right) \right], \quad (41)$$

where  $Q_\tau$  denotes the  $\tau$ -quantile and  $\delta_{\epsilon_i}$  is a point mass distribution of the error  $\epsilon_i$  at time step  $i$ . To train the MHN, an auxiliary task using absolute errors as proxy values is employed, aligning errors from comparable regime time steps to predict the current absolute error.

**Discussion** HopCPT exemplifies cutting-edge CP techniques for time series data, offering remarkable forecasting precision [11]. Future research can focus on refining weight selection mechanisms to better capture temporal dependencies in data. Advancing this aspect of CP can lead to significant theoretical innovations and enhance practical forecasting performance.

**5.1.2 Updating non-conformity scores.** In contrast to traditional reweighting methods that adjust weights based on a predefined strategy, this section introduces updating non-conformity scores to address non-stationary time-series data. By leveraging the most recent  $T$  samples and continuously updating prediction intervals as new data becomes available, this approach adapts the intervals to reflect the latest data trends. For example, when data is continuously streamed, updating non-conformity scores uses only the latest data points to calculate prediction intervals, quickly adapting to new trends or shifts in the data. In contrast, reweighting methods typically involve assigning fixed weights to all data points in the calibration set based on predefined criteria, such as similarity to test data or temporal proximity. This can lead to outdated predictions if the underlying data distribution changes significantly. Therefore, updating non-conformity scores dynamically integrates new

information without segregating data into calibration and test subsets. This method is ideal for environments with changing statistical properties

A pioneering work proposes EnbPI [168], which uniquely updates the non-conformity score with sequential error patterns to adapt the intervals dynamically. This approach starts with bootstrap training data to create effective “leave-one-out” (LOO) ensemble prediction models with input  $\hat{X}$ :

$$f_{\hat{X}}(\cdot) = \phi(\{f_b(\cdot) : t \notin S_b\}), \quad (42)$$

where  $\phi$  denotes an arbitrary aggregation function (e.g., mean, median) over a set of scalars, and  $S_b \subset [T]$  is the bootstrap index set used to train the  $b$ -th bootstrap estimator  $f_b$ . The point predictor on test data is defined as  $f_{\hat{X}}(X_t)$ , which aggregates all bootstrap predictions, reducing the possibility of overfitting. EnbPI then updates the past residuals during predictions to ensure the prediction intervals have adaptive width. For a fixed  $h \geq 1$ , define  $\epsilon_t^h := \{\hat{\epsilon}_1, \dots, \hat{\epsilon}_{t-h}\}$ , where the residuals are  $\hat{\epsilon}_t = Y_t - f_{\hat{X}}(X_t)$ . The prediction intervals  $C_{t-1}(\hat{X})$  are given by:

$$[f_{\hat{X}}(X_t) + Q_{\alpha/2}(\epsilon_t^T), f_{\hat{X}}(X_t) + Q_{1-\alpha/2}(\epsilon_t^T)], \quad (43)$$

which utilize the past  $h = T$  residuals and resemble traditional CP intervals due to the use of the empirical quantile function  $Q_{1-\alpha/2}$  to compute interval width. This method offers computational efficiency, robustness against overfitting, and adaptability by avoiding the need to retrain models, instead using LOO ensemble models [168]. This approach efficiently utilizes computational resources and mitigates overfitting, making EnbPI a dynamic tool for real-world applications with changing data distributions, ensuring accurate and current prediction intervals.

The effectiveness of the EnbPI method is contingent on the assumption that the error terms  $\{\epsilon_t\}_{t \geq 1}$  are both stationary and strongly mixing. This ensures the prediction interval satisfies an approximately valid coverage guarantee. However, this assumption may not hold in time-series models. SPCI [174] advances beyond EnbPI by relaxing the strict assumptions on error distributions. SPCI incorporates quantile regression to effectively address serial dependencies among residuals in sequential analysis. In particular, SPCI directly leverages the dependency of  $\hat{\epsilon}_t$  on the past residuals when constructing the prediction intervals. It replaces the empirical quantile with an estimate by a conditional quantile estimator. Specifically, let  $\hat{Q}_t(p)$  be an estimator of the true quantile  $Q_t(p)$  and let  $\hat{f}$  be a pre-trained point predictor, SPCI intervals  $\hat{C}_{t-1}(X_t)$  are defined as

$$[\hat{f}(X_t) + \hat{Q}_t(\hat{\beta}), \hat{f}(X_t) + \hat{Q}_t(1 - \alpha + \hat{\beta})], \quad (44)$$

where  $\hat{\beta}$  minimizes interval width:

$$\hat{\beta} = \arg \min_{\beta \in [0, \alpha]} (\hat{Q}_t(1 - \alpha + \beta) - \hat{Q}_t(\beta)). \quad (45)$$

Follow-up studies on SPCI have introduced more sophisticated methods to handle the dependent structure of the time-series data. For example, Lee et al. [88] applies a reweighted Nadaraya-Watson estimator within the realm of nonparametric kernel regression, thus enhancing the selection of data-dependent optimal weights. Additionally, Lee et al. [89] adopts a Transformer decoder as a conditional quantile estimator in the SPCI framework, recognizing its effectiveness in sequential modeling tasks. Both methods facilitate the computation of weights in a data-driven manner, eliminating the need for prior knowledge about the data.

**Discussion** The “updating” approach for time series is akin to reweighting, but it uniquely utilizes data-adaptive weights. By incorporating the most recent  $T$  samples into the calibration set, this method ensures that the weights adjust dynamically to reflect the latest data trends and patterns. This similarity to reweighting, yet with a focus on adaptive recalibration, maintains the model’s relevance and accuracy amidst evolving data. Future enhancements could involve developing more sophisticated algorithms to determine optimal  $T$  values are based on real-time changes in data volatility or distribution patterns. Integrating predictive analytics to anticipate the need for updates could further refine its effectiveness.



**5.1.3 Updating the miscoverate rate.** Another direction for CP in time series focuses on adaptively adjusting the miscoverate rate  $\alpha$  during test time to account for mis-coverage. This method can dynamically adjust the size of prediction sets in an online setting where the data-generating distribution varies over time in an unknown fashion. Such an approach is particularly advantageous for time series data. The continuous recalibration during the testing phase ensures that the prediction intervals maintain an appropriate level of coverage over time.

Adaptive conformal inference (ACI) [56] is designed for constructing prediction intervals that contain the target label with a high probability in an online learning framework. The approach is simple in that it requires only the tracking of a single parameter that models the shift, and general since it can be combined with any modern ML algorithm that produces point predictions or estimated quantiles for the response. The update rule for the significance level  $\alpha$  is:

$$\alpha_{t+1} = \alpha_t + \gamma(\alpha - \text{err}_t), \quad (46)$$

where  $\gamma$  is a step size parameter, and  $\text{err}_t$  indicates if  $Y_t$  is excluded from  $\widehat{C}_t(\alpha_t)$ . The approach ensures that the prediction intervals adjust over time to account for shifts in the data distribution, maintaining the desired coverage probability.

The choice of  $\gamma$  gives a tradeoff between adaptability and stability. While raising the value of  $\gamma$  will make the method more adaptive to observed distribution shifts, it will also induce greater volatility in  $\alpha_t$ . Zaffran et al. [179] theoretically analyzed the influence of  $\gamma$  on ACI efficiency and shows that improper choice for  $\gamma$  can lead to significantly larger intervals. It then proposes AgACI which runs multiple ACI instances with different learning rates and combines their outputs using an online aggregation of experts approach. Alternatively, Gibbs and Candès [57] introduce a method that dynamically adjusts  $\gamma$  based on expert performance. Each expert operates with a specific  $\gamma$ , and ACI is performed in parallel for all experts. The final  $\alpha_t$  is selected based on the historical performance of each expert, effectively learning the optimal  $\gamma$  over time to adapt to shifts in the data distribution. DtACI, with its dynamic mixture distribution, quickly adapts to variable environments, whereas AgACI, using a static rule with uniform weights, performs better under steady shifts.

Another alternative to ACI is the multi-valid CP (MVP) method of [14] which accounts for worst-case adversarial guarantees to ensure the methods remain reliable even when data distributions are manipulated or shift unexpectedly, as might happen in adversarial environments. MVP achieves this by selecting prediction thresholds that control the long-term miscoverage rate, ensuring that it converges to a desired limit over time. Instead of targeting a single optimal parameter, MVP dynamically adjusts to adversarial conditions, maintaining robust prediction intervals across varying thresholds. Similarly, Angelopoulos et al. (2024) [8] address worst-case scenarios by examining the effect of a decaying step size on the prediction threshold update rule. Their approach ensures strong long-term coverage in adversarial settings and achieves convergence to an optimal threshold in independent and identically distributed (I.I.D.) scenarios.

Another follow-up work of ACI focuses on refining the regret condition within the online learning framework. SAOCP [14] targets minimizing *Strongly Adaptive Regret* (SAReg), which evaluates performance over all intervals of specific lengths for finer adaptation to data shifts, rather than over the entire length. In a different approach, control theory is used to dynamically manage uncertainties and adapt to changing data conditions, which is crucial for time series prediction. [4] integrates ACI with traditional PID control mechanisms to enhance predictions. Additionally, Yang et al. [176] addresses ACI's limitations by incorporating Model Predictive Control (MPC) techniques to optimize prediction intervals. BCI proactively adjusts prediction intervals to optimize their efficiency and coverage using a stochastic control framework and dynamic programming. Together, these advancements extend ACI's capabilities by enhancing adaptability, robustness, and precision in dynamic and adversarial environments.

**Discussion** Approaches that dynamically adjust the miscoverate rate based on incoming data, akin to how online learning algorithms update model parameters in response to new information. Future research could

explore more nuanced methods for adjusting miscoverate rate, potentially incorporating reinforcement learning techniques to optimize decision-making processes based on performance feedback. Importantly, these methods can be synergistically combined; for instance, updating may be viewed as a specialized form of reweighting that places greater emphasis on recent samples. Moreover, the integration of reweighting with adaptive strategies has been shown to enhance performance significantly [11, 66]. While the strategies outlined are broadly applicable to spatio-temporal data, specialized research exists for specific types of time series, such as AR process [179], Hidden Markov Model [113], and  $\beta$ -mixing process [114], which further refine these general techniques.

**5.1.4 Other methods.** Chernozhukov et al. [27] develops a randomization method and accounts for potential serial dependence by including block structures in the permutation scheme, which can be either overlapping or non-overlapping. The non-overlapping blocking scheme divides the data into separate blocks to reduce dependencies within each block. In contrast, the overlapping blocking scheme shifts the starting point of each block slightly to create overlapping sections between them. This overlap allows the scheme to capture more variations and dependencies between observations by including data points that are close together in multiple blocks. These methods help CP maintain valid prediction intervals by effectively accounting for data dependencies, resulting in more reliable predictions when data points are dependent.

Cleaveland et al. [30] propose an optimization-based method that reduces the conservatism of CP for time series predictions. Instead of treating prediction errors independently at each time step, they consider a parameterized prediction error over multiple time steps and optimize the parameters over an additional dataset.

Prinzhorn et al. [124] further analyzes different temporal components using time series decomposition. This method decomposes the original time series into remainder, trend, and seasonal components, which are classified as globally exchangeable, non-exchangeable, and locally exchangeable, respectively. They leverage previous methods such as EnbPI [168], ACI [56], and various weighting strategies to handle these different components. This strategy better captures the inherent characteristics of time series and demonstrates improved performance.

## 5.2 Multi-Dimensional

Multi-dimensional spatio-temporal data spans multiple dimensions of both time and space, introducing additional complexity and opportunities for predictive modeling. The dependencies between spatial and temporal dimensions further undermine the exchangeability assumption inherent in traditional methods. This section mainly focuses on advanced techniques that adapt CP for multi-dimensional spatio-temporal data in regression problems.

A simple approach is to treat each time step as a separate prediction task. CF-RNN [148] constructs prediction intervals using Bonferroni correction, selecting the  $(1 - \alpha/k)$ -th quantile for a confidence level of  $1 - \alpha$ . This method results in conservative intervals and ignores temporal dependencies. Sun and Yu [153] address this by using copulas to model uncertainty over future time steps, reducing confidence interval widths while maintaining validity. Copulas, which model dependencies between variables, apply the empirical cumulative distribution function (CDF) to estimate nonconformity scores, ensuring the predicted trajectory falls within the confidence intervals at a level of  $1 - \alpha$ .

The theory behind [153] assumes that each data sample in a time series is i.i.d., thus ignoring temporal dependencies. Xu et al. [172] relax this assumption by constructing episodic prediction sets that are adaptively and efficiently calibrated during test time to account for temporal dependencies. This method starts with a training dataset  $Z_t = (X_t, Y_t)$  for  $t = 1, \dots, T$ , and a prediction algorithm  $\hat{f}$  that forecasts  $Y$ . Key to this method is the computation of prediction residuals  $\hat{\sigma}_t = Y_t - \hat{f}(X_t)$ , which are used to estimate the covariance  $\hat{\Sigma}$ , because it captures the dependencies and relationships between different dimensions of the data. The covariance is:

$$\hat{\Sigma} = \frac{1}{T-1} \sum_{t=1}^T (\hat{\sigma}_t - \bar{\sigma})(\hat{\sigma}_t - \bar{\sigma})^T, \quad (47)$$

where  $\bar{\sigma}$  is the mean of  $\hat{\sigma}_t$ . They ensure the invertibility of  $\hat{\Sigma}$  via a low-rank approximation, crucial for defining the ellipsoidal (prediction) region  $B(r, \bar{\sigma}, \hat{\Sigma}_\rho)$  with a radius  $r$ . This radius is calibrated through CP by calculating a non-conformity score for a new sample  $(X, Y)$ :

$$\hat{e}(Y) = (\bar{\sigma} - \bar{\sigma})^T \hat{\Sigma}_\rho^{-1} (\bar{\sigma} - \bar{\sigma}), \quad (48)$$

where  $\bar{\sigma} = Y - \hat{f}(X)$ . The method then determines  $r$  to ensure predictions fall within the ellipsoid at a specified confidence level. The prediction sets are then constructed via SPCI [171, 172].

**5.2.1 Cross-sectional Coverage.** In the multi-dimensional time series domain, an interesting branch considers both cross-sectional and longitudinal validity simultaneously. For example, in predicting patient data over time, such as days in a hospital, cross-sectional validity ensures that predictions are accurate across all patients at specific time points, while longitudinal validity guarantees consistent accuracy over time for individual patients. Two works [97, 98] enhance prediction intervals in time series forecasting by ensuring both cross-sectional and longitudinal coverage. Lin et al. [97] introduce Temporal Quantile Adjustment (TQA), which dynamically adjusts quantiles using temporal information. TQA employs a two-step strategy: predicting future quantiles based on nonconformity scores and refining them through a budgeting strategy (TQA-B) or error-based adjustment (TQA-E). By contrast, Lin et al. [98] focus on normalization to account for distribution changes. It calculates these scores based on historical data discrepancies and normalizes them with the median absolute deviation to adjust for shifts in data distribution over time.

**5.2.2 Classification and anomaly detection.** Classification and anomaly detection tasks within spatio-temporal data contexts also hold significant importance. Building upon their foundational research, Xu and Xie [170] developed the Ensemble Regularized Adaptive Prediction Set (ERAPS), which adapts the EnbPI framework Xu and Xie [168] for classification problems by applying the Regularized Adaptive Prediction Set (RAPS) method from image classification to construct non-conformity scores. Additionally, [169] further developed EnbPI for anomaly detection in multi-dimensional data. These methods utilize ensembling to obviate the need for data splitting by adapting the LOO ensemble predictor, thereby enhancing prediction accuracy and robustness.

**Discussion** This section discusses methods for handling dependencies in time and space, highlighting the challenge of solving non-exchangeability issues. Additionally, simultaneously considering longitudinal and cross-sectional coverage is an area that requires further exploration. Finally, the use of graphical models for multi-dimensional time series remains underexplored, presenting a promising direction for future research.

### 5.3 Streaming Data

Streaming data is characterized by continuous flow, high volume, and rapid updates. Adaptive CP methods [56, 57] for streaming data dynamically adjust miscoverage rate to maintain desired miscoverage rate as data characteristics evolve. In this section, we first introduce the application of Adaptive CP (ACP) in motion planning. Next, we discuss the use of CP for detecting concept drift and enhancing interpretability in streaming data and finally extend CP to online learning beyond numerical data streams.

**5.3.1 Streaming numerical data.** Motion planning involves navigating agents from an origin to a destination without collisions, despite uncertainties from environmental factors, sensor errors, and model inaccuracies. The environment includes  $N$  dynamic agents with states  $Y_t$  following an unknown distribution  $\mathcal{D}$ . ACP manages streaming data to forecast future states over a prediction horizon  $H$ , updating the adaptive threshold  $\delta_\tau$  based on prediction accuracy:

$$\delta_{\tau+1} := \delta_\tau + \gamma(\delta - e_\tau), \quad (49)$$

where  $e_t$  indicates prediction accuracy, and  $\gamma$  is a tuning parameter. Using ACP, an Uncertainty-Informed Model Predictive Controller (MPC) optimizes a control sequence to ensure safe navigation by integrating real-time data and adapting to dynamic environments [38, 99].

CP can also help monitor and manage online data streams, particularly in tasks like concept drift detection [42, 106, 154] and regression trees [77–79]. For instance, Inductive CP (ICP) assigns non-conformity scores to new samples based on a model trained on initial data. If the p-value for a new sample falls below a certain threshold, indicating a potential concept drift, a new classifier is trained; otherwise, the model is updated with the current labeled data to maintain accuracy as the data evolves. Additionally, CP enhances both interpretability and efficiency in regression trees by applying a Mondrian conformal predictor at each leaf, focusing on localized updates to maintain accuracy and adapt to changes in specific parts of the data stream.

**5.3.2 Beyond Numerical Data.** Other studied problems with streaming data include image classification and document retrieval in online learning. Ge et al. [52] explore the use of stochastic online CP with semi-bandit feedback in real-time data streams. In this setting, semi-bandit feedback refers to scenarios where the system only receives information about the true label if it is included in the prediction set. For example, in a document retrieval task, a user confirms the correctness of a retrieved document only if it matches the target within the predicted set. To maintain accurate predictions as new data arrives, stochastic online CP updates its prediction thresholds using the Dvoretzky-Kiefer-Wolfowitz (DKW) inequality. This statistical method helps ensure that the empirical distribution of non-conformity scores up to time  $t$  is not overly optimistic about the true distribution of the data by adding an adjustment factor. The adjusted threshold, which is the sum of the prediction threshold and the adjustment factor, ensures that the prediction intervals remain conservative enough to account for variability in the data while maintaining the desired coverage.

**Discussion** The seminal work ACI can be a general strategy to handle high-volume, non-stationary streaming data. When applying CP for streaming data, it is crucial to consider computational efficiency. Additionally, there is a significant need for more research on scalability, particularly in distributed systems where data streams are processed in parallel across multiple nodes. Developing efficient algorithms that can maintain statistical guarantees while operating in such environments would be highly beneficial. Finally, exploring the application of CP in multi-modal data streams, where data comes from various sources and types (e.g., combining video, audio, and text), presents another exciting research frontier.

## 6 OPEN CHALLENGES AND FUTURE DIRECTIONS

We outline in this section open challenges and potential future directions for CP.

**Non-exchangeability: distribution heterogeneity and temporal dependence.** The exchangeability assumption often falls short in real-world scenarios. While existing methods like non-exchangeable CP [13] assess the coverage gap of weighted CP based on the distance between distributions, developing an adaptive approach to minimize this gap remains an open challenge. Moreover, works such as ACI and related studies [8, 56] provide adversarial coverage guarantees for sequences with arbitrary distributions, but they do not ensure validity at each step. Given this, it would be valuable to explore how additional, light distributional assumptions on the sequence could enhance adaptivity.

**Robust CP with more general data imperfections.** Ensuring the reliability of CP methods under data imperfections and adversarial conditions is crucial. As highlighted in the survey, critical scenarios include observations with missing values, noisy entries, or adversarial attacks. The validity of some existing methods hinges on specific distributional assumptions, such as the missing at-random assumption. However, real-world missingness can follow more complex patterns, like block-wise or non-random missingness. Extending CP to handle such general data imperfections, while maintaining prediction set validity with tractable coverage gaps, remains an open problem.

**Handling emerging data types.** As data evolves, new data types bring challenges and opportunities for CP. For example, multi-modal data, which integrates information from various sources such as text, images, and sensor data, presents the challenge of combining heterogeneous data sources with differing noise characteristics and distributions. A key open question is how to "optimally" aggregate data from multiple modalities to enhance CP performance. Similarly, the rise of streaming data underscores the need for adaptive and online CP techniques that can provide valid predictions in real time. This requires maintaining computational efficiency and prediction validity as new data arrives and as the underlying data distribution potentially shifts over time.

**CP for responsible AI.** CP offers a promising approach to responsible AI [103]. CP can generate clear, quantifiable confidence measures, aiding users in understanding and trusting model predictions, which promotes interpretability [74, 78, 79]. For fairness, CP can help equalize coverage across diverse population groups, correcting biases without the need for expensive retraining [104, 132, 166]. Privacy is another critical area, especially in federated learning [102, 105]; CP can be adapted to produce confidence intervals without accessing sensitive or personally identifiable information, thus preserving privacy while ensuring reliable predictions. By addressing these aspects, CP can significantly contribute to the development of AI systems that are not only accurate but also fair, transparent, and resilient across various applications.

**CP in aiding decision-making.** Research indicates that when humans are provided with CP sets as *side information*, their task accuracy improves compared to using fixed-size prediction sets, thereby enhancing human-in-the-loop decision-making and human-AI collaboration [32]. CP also aids in early stopping for iterative algorithms by providing robust uncertainty measures, which helps prevent overfitting and reduces computational costs [95]. In online auctions, CP can predict final prices and dynamically adjust bidding strategies, leading to improved efficiency and profitability [67]. These applications highlight CP's potential to transform various fields through reliable and adaptive predictions. Thus, it is essential to explore additional scenarios where CP can be applied to further unlock its potential and broaden its impact.

**CP for cross-disciplinary research.** Cross-disciplinary research offers significant opportunities to advance CP. For example, insights from statistics can contribute to developing new theoretical foundations and methods for CP. Collaborations with domain experts in areas like healthcare, finance, and environmental science can lead to the creation of application-specific CP methods that address unique challenges in these fields. Additionally, leveraging advances in computer science, particularly in optimization and high-performance computing, can improve the scalability and efficiency of CP techniques. Interdisciplinary research that bridges theory and practice is also crucial for translating CP methods into real-world applications, thereby maximizing their impact.

**Open source tools for CP.** Despite progress in developing open-source tools for CP, challenges remain in expanding their usability. Current tools like MAPIE [1] lack support for modern data types and integration with deep learning frameworks, limiting their use in large-scale, complex scenarios. Additionally, there is limited support for real-time and adaptive CP, which is increasingly needed for dynamic environments. Improving compatibility, scalability, and ease of use across machine learning platforms is crucial to foster wider adoption and innovation in CP.

## 7 CONCLUSION

CP is highly effective in addressing UQ, making it essential for the development of machine learning and emerging foundation models, particularly in high-stakes domains. Given the increasingly large and complex data, this survey aims to provide a comprehensive review of CP methods from a data-centric perspective, explaining how CP adapts to and is integrated within various data settings. We begin by discussing the motivation for exploring CP through a data-centric lens, highlighting how this survey differs from previous ones. We then introduce the background of CP, covering basic concepts, standard CP frameworks, and common evaluation metrics. The key contribution of this survey is a novel taxonomy of CP from a data perspective, focusing on



- Xiaofan Zhou, Baiting Chen, Yu Gui, and Lu Cheng

both static data—including structured data and unstructured data—and dynamic data, including spatio-temporal and streaming data. Finally, we present modest ideas and open questions to inspire further research and greater contributions in the field.

## REFERENCES

- [1] <https://mapie.readthedocs.io/en/latest/>.
- [2] Ahmed M Alaa, Zeshan Hussain, and David Sontag. Conformalized unconditional quantile regression. In *AISTATS*, pages 10690–10702. PMLR, 2023.
- [3] Ahmed M Alaa, Zaid Ahmad, and Mark van der Laan. Conformal meta-learners for predictive inference of individual treatment effects. *NeurIPS*, 36, 2024.
- [4] Anastasios Angelopoulos, Emmanuel Candes, and Ryan J Tibshirani. Conformal pid control for time series prediction. *NeurIPS*, 36, 2024.
- [5] Anastasios N Angelopoulos and Stephen Bates. A gentle introduction to conformal prediction and distribution-free uncertainty quantification. *arXiv preprint arXiv:2107.07511*, 2021.
- [6] Anastasios N Angelopoulos, Amit Pal Kohli, Stephen Bates, Michael Jordan, Jitendra Malik, Thayer Alshaabi, Srigokul Upadhyayula, and Yaniv Romano. Image-to-image regression with distribution-free uncertainty quantification and applications in imaging. In *ICML*, pages 717–730. PMLR, 2022.
- [7] Anastasios N Angelopoulos, Karl Krauth, Stephen Bates, Yixin Wang, and Michael I Jordan. Recommendation systems with distribution-free reliability guarantees. In *Conformal and Probabilistic Prediction with Applications*, pages 175–193. PMLR, 2023.
- [8] Anastasios N Angelopoulos, Rina Foygel Barber, and Stephen Bates. Online conformal prediction with decaying step sizes. *ICML*, 2024.
- [9] Anastasios Nikolas Angelopoulos, Stephen Bates, Adam Fisch, Lihua Lei, and Tal Schuster. Conformal risk control. In *ICLR*.
- [10] Anastasios Nikolas Angelopoulos, Stuart R Pomerantz, Synho Do, Stephen Bates, Christopher P Bridge, Daniel C Elton, Michael H Lev, R Gilberto Gonzalez, Michael I Jordan, and Jitendra Malik. Conformal triage for medical imaging ai deployment. *medRxiv*, pages 2024–02, 2024.
- [11] Andreas Auer, Martin Gauch, Daniel Klotz, and Sepp Hochreiter. Conformal prediction for time series with modern hopfield networks. *NeurIPS*, 36, 2024.
- [12] Rina Foygel Barber, Emmanuel J Candes, Aaditya Ramdas, and Ryan J Tibshirani. Predictive inference with the jackknife+. 2021.
- [13] Rina Foygel Barber, Emmanuel J Candes, Aaditya Ramdas, and Ryan J Tibshirani. Conformal prediction beyond exchangeability. *The Annals of Statistics*, 51(2):816–845, 2023.
- [14] Osbert Bastani, Varun Gupta, Christopher Jung, Georgy Noarov, Ramya Ramalingam, and Aaron Roth. Practical adversarial multivalid conformal prediction. *NeurIPS*, 35:29362–29373, 2022.
- [15] Stephen Bates, Anastasios Angelopoulos, Lihua Lei, Jitendra Malik, and Michael Jordan. Distribution-free, risk-controlling prediction sets. *JACM*, 68(6):1–34, 2021.
- [16] Omer Belhasin, Yaniv Romano, Daniel Freedman, Ehud Rivlin, and Michael Elad. Principal uncertainty quantification with spatial correlation for image restoration problems. *T-PAMI*, 2023.
- [17] Aadyot Bhatnagar, Huan Wang, Caiming Xiong, and Yu Bai. Improved online conformal prediction via strongly adaptive online learning. In *ICML*, pages 2337–2363. PMLR, 2023.
- [18] Aabesh Bhattacharyya and Rina Foygel Barber. Group-weighted conformal prediction. *arXiv preprint arXiv:2401.17452*, 2024.
- [19] Gilles Blanchard, Guillermo Durand, Ariane Marandon-Carlhian, and Romain Périer. Fdr control and fdp bounds for conformal link prediction. *arXiv preprint arXiv:2404.02542*, 2024.
- [20] Joren Brunekreef, Eric Marcus, Ray Sheombarsing, Jan-Jakob Sonke, and Jonas Teuwen. Kandinsky conformal prediction: Efficient calibration of image segmentation algorithms. In *CVPR*, pages 4135–4143, 2024.
- [21] Margarida M Campos, António Farinhas, Chrysoula Zerva, Mário AT Figueiredo, and André FT Martins. Conformal prediction for natural language processing: A survey. *arXiv preprint arXiv:2405.01976*, 2024.
- [22] Emmanuel Candès, Lihua Lei, and Zhimei Ren. Conformalized survival analysis. *JRSSB*, 85(1):24–45, 2023.
- [23] Maxime Cauchois, Suyash Gupta, and John C Duchi. Knowing what you know: valid and validated confidence sets in multiclass and multilabel prediction. *JMLR*, 22(1):3681–3722, 2021.
- [24] Subhrasish Chakraborty, Chhavi Tyagi, Haiyan Qiao, and Wenge Guo. Conformalized ordinal classification with marginal and conditional coverage. *arXiv preprint arXiv:2404.16610*, 2024.
- [25] Yuchen Chen and Jing Lei. De-biased two-sample u-statistics with application to conditional distribution testing. *arXiv preprint arXiv:2402.00164*, 2024.
- [26] Zonghao Chen, Ruocheng Guo, Jean-François Ton, and Yang Liu. Conformal counterfactual inference under hidden confounding. In *KDD*, pages 397–408, 2024.

- [27] Victor Chernozhukov, Kaspar Wüthrich, and Zhu Yinchu. Exact and robust conformal inference methods for predictive machine learning with dependent data. In *Conference On learning theory*, pages 732–749. PMLR, 2018.
- [28] Victor Chernozhukov, Kaspar Wüthrich, and Yinchu Zhu. Distributional conformal prediction. *PNAS*, 118(48):e2107794118, 2021.
- [29] Jase Clarkson. Distribution free prediction sets for node classification. In *ICML*, pages 6268–6278. PMLR, 2023.
- [30] Matthew Cleaveland, Insup Lee, George J Pappas, and Lars Lindemann. Conformal prediction regions for time series using linear complementarity programming. In *AAAI*, volume 38, pages 20984–20992, 2024.
- [31] Isidro Cortés-Ciriano and Andreas Bender. Deep confidence: a computationally efficient framework for calculating reliable prediction errors for deep neural networks. *JCIM*, 59(3):1269–1281, 2018.
- [32] Jesse C Cresswell, Yi Sui, Bhargava Kumar, and Noël Vouitsis. Conformal prediction sets improve human decision making. *arXiv preprint arXiv:2401.13744*, 2024.
- [33] Neil Dey, Jing Ding, Jack Ferrell, Carolina Kapper, Maxwell Lovig, Emiliano Planchon, and Jonathan P Williams. Conformal prediction for text infilling and part-of-speech prediction. *NEJSDS*, 2022.
- [34] Prasenjit Dey, Srujana Merugu, and Sivaramakrishnan R Kaveri. Conformal prediction sets for ordinal classification. *NeurIPS*, 36, 2024.
- [35] Tiffany Ding, Anastasios Angelopoulos, Stephen Bates, Michael Jordan, and Ryan J Tibshirani. Class-conditional conformal prediction with many classes. *NeurIPS*, 36, 2024.
- [36] Jacopo Diquigiovanni, Matteo Fontana, and Simone Vantini. The importance of being a band: Finite-sample exact distribution-free prediction sets for functional data. *arXiv preprint arXiv:2102.06746*, 2021.
- [37] Jacopo Diquigiovanni, Matteo Fontana, and Simone Vantini. Conformal prediction bands for multivariate functional data. *JMVA*, 189: 104879, 2022.
- [38] Anushri Dixit, Lars Lindemann, Skylar X Wei, Matthew Cleaveland, George J Pappas, and Joel W Burdick. Adaptive conformal prediction for motion planning among dynamic agents. In *Learning for Dynamics and Control Conference*, pages 300–314. PMLR, 2023.
- [39] Robin Dunn, Larry Wasserman, and Aaditya Ramdas. Distribution-free prediction sets for two-layer hierarchical models. *JASA*, 118 (544):2491–2502, 2023.
- [40] Shiladitya Dutta, Hongbo Wei, Lars van der Laan, and Ahmed Alaa. Estimating uncertainty in multimodal foundation models using public internet data. In *RO-FoMo*.
- [41] Bat-Sheva Einbinder, Yaniv Romano, Matteo Sesia, and Yanfei Zhou. Training uncertainty-aware classifiers with conformalized deep learning. *NeurIPS*, 35:22380–22395, 2022.
- [42] Charalambos Eliades and Harris Papadopoulos. Using inductive conformal martingales for addressing concept drift in data stream classification. In *Conformal and Probabilistic Prediction and Applications*, pages 171–190. PMLR, 2021.
- [43] Clara Fannjiang, Stephen Bates, Anastasios N Angelopoulos, Jennifer Listgarten, and Michael I Jordan. Conformal prediction under feedback covariate shift for biomolecular design. *PNAS*, 119(43):e2204569119, 2022.
- [44] António Farinhas, Chrysoula Zerva, Dennis Ulmer, and André FT Martins. Non-exchangeable conformal risk control. *ICLR*, 2023.
- [45] Shai Feldman, Bat-Sheva Einbinder, Stephen Bates, Anastasios N Angelopoulos, Asaf Gendler, and Yaniv Romano. Conformal prediction is robust to dispersive label noise. In *Conformal and Probabilistic Prediction with Applications*, pages 624–626. PMLR, 2023.
- [46] Adam Fisch, Tal Schuster, Tommi Jaakkola, and Regina Barzilay. Few-shot conformal prediction with auxiliary tasks. In *ICML*, pages 3329–3339. PMLR, 2021.
- [47] Adam Fisch, Tal Schuster, Tommi S Jaakkola, and Regina Barzilay. Efficient conformal prediction via cascaded inference with expanded admission. In *ICLR*, 2021.
- [48] Adam Fisch, Tal Schuster, Tommi Jaakkola, and Regina Barzilay. Conformal prediction sets with limited false positives. In *International Conference on Machine Learning*, pages 6514–6532. PMLR, 2022.
- [49] Matteo Fontana, Gianluca Zeni, and Simone Vantini. Conformal prediction: a unified review of theory and new challenges. *Bernoulli*, 29(1):1–23, 2023.
- [50] Rina Foygel Barber, Emmanuel J Candes, Aaditya Ramdas, and Ryan J Tibshirani. The limits of distribution-free conditional predictive inference. *Information and Inference: A Journal of the IMA*, 10(2):455–482, 2021.
- [51] Thomas Gaudelot, Ben Day, Arian R Jamasb, Jyothish Soman, Cristian Regep, Gertrude Liu, Jeremy BR Hayter, Richard Vickers, Charles Roberts, Jian Tang, et al. Utilizing graph machine learning within drug discovery and development. *Briefings in bioinformatics*, 22(6): bbab159, 2021.
- [52] Haosen Ge, Hamsa Bastani, and Osbert Bastani. Stochastic online conformal prediction with semi-bandit feedback. *arXiv preprint arXiv:2405.13268*, 2024.
- [53] Asaf Gendler, Tsui-Wei Weng, Luca Daniel, and Yaniv Romano. Adversarially robust conformal prediction. In *ICLR*, 2021.
- [54] Subhankar Ghosh, Taha Belkhouja, Yan Yan, and Janardhan Rao Doppa. Improving uncertainty quantification of deep classifiers via neighborhood conformal prediction: Novel algorithm and theoretical analysis. In *AAAI*, volume 37, pages 7722–7730, 2023.
- [55] Subhankar Ghosh, Yuanjie Shi, Taha Belkhouja, Yan Yan, Jana Doppa, and Brian Jones. Probabilistically robust conformal prediction. In *UAI*, pages 681–690. PMLR, 2023.
- [56] Isaac Gibbs and Emmanuel Candes. Adaptive conformal inference under distribution shift. *NeurIPS*, 2021.



- Xiaofan Zhou, Baiting Chen, Yu Gui, and Lu Cheng

- [57] Isaac Gibbs and Emmanuel J Candès. Conformal inference for online prediction with arbitrary distribution shifts. *JMLR*, 25(162):1–36, 2024.
- [58] Patrizio Giovannotti. Calibration of natural language understanding models with venn-abers predictors. In *Conformal and Probabilistic Prediction with Applications*, pages 55–71. PMLR, 2022.
- [59] Patrizio Giovannotti. Evaluating machine translation quality with conformal predictive distributions. In *Conformal and Probabilistic Prediction with Applications*, pages 413–429. PMLR, 2023.
- [60] Patrizio Giovannotti and Alex Gammernan. Transformer-based conformal predictors for paraphrase detection. In *Conformal and Probabilistic Prediction and Applications*, pages 243–265. PMLR, 2021.
- [61] Leying Guan. Localized conformal prediction: A generalized inference framework for conformal prediction. *Biometrika*, 110(1):33–50, 2023.
- [62] Leying Guan and Robert Tibshirani. Prediction and outlier detection in classification problems. *JRSSB*, 84(2):524–546, 2022.
- [63] Yu Gui, Rina Barber, and Cong Ma. Conformalized matrix completion. *NeurIPS*, 36:4820–4844, 2023.
- [64] Yu Gui, Rohan Hore, Zhimei Ren, and Rina Foygel Barber. Conformalized survival analysis with adaptive cut-offs. *Biometrika*, 111(2):459–477, 2024.
- [65] Yu Gui, Ying Jin, and Zhimei Ren. Conformal alignment: Knowing when to trust foundation models with guarantees. In *NeurIPS*, 2024.
- [66] Parisa Hajibabaei, Farhad Pourkamali-Anaraki, and MohammadAmin Hariri-Ardebili. Adaptive conformal prediction intervals using data-dependent weights with application to seismic response prediction. *IEEE Access*, 2024.
- [67] Jiale Han and Xiaowu Dai. Conformal online auction design. *arXiv preprint arXiv:2405.07038*, 2024.
- [68] Xiangnan He, Kuan Deng, Xiang Wang, Yan Li, Yongdong Zhang, and Meng Wang. Lightgcn: Simplifying and powering graph convolution network for recommendation. In *SIGIR*, pages 639–648, 2020.
- [69] Yotam Hechtlinger, Barnabás Póczos, and Larry Wasserman. Cautious deep learning. *arXiv preprint arXiv:1805.09460*, 2018.
- [70] Shen-Shyang Ho and Harry Wechsler. A martingale framework for detecting changes in data streams by testing exchangeability. *T-PAMI*, 32(12):2113–2127, 2010.
- [71] Rohan Hore and Rina Foygel Barber. Conformal prediction with local weights: randomization enables local guarantees. *arXiv preprint arXiv:2310.07850*, 2023.
- [72] Jianguo Huang, Huajun Xi, Linjun Zhang, Huaxiu Yao, Yue Qiu, and Hongxin Wei. Conformal prediction for deep classifier via label ranking. In *ICLR*, 2023.
- [73] Kexin Huang, Ying Jin, Emmanuel Candes, and Jure Leskovec. Uncertainty quantification over graph with conformalized graph neural networks. *NeurIPS*, 36, 2024.
- [74] Linhui Huang, Sayeri Lala, and Niraj K Jha. Confine: Conformal prediction for interpretable neural networks. *arXiv preprint arXiv:2406.00539*, 2024.
- [75] Vilde Jensen, Filippo Maria Bianchi, and Stian Normann Anfinsen. Ensemble conformalized quantile regression for probabilistic time series forecasting. *IEEE TNLS*, 2022.
- [76] Ying Jin, Zhimei Ren, and Emmanuel J Candès. Sensitivity analysis of individual treatment effects: A robust conformal inference approach. *PNAS*, 120(6):e2214889120, 2023.
- [77] Ulf Johansson, Cecilia Sönström, Henrik Linusson, and Henrik Boström. Regression trees for streaming data with local performance guarantees. In *Big Data*, pages 461–470. IEEE, 2014.
- [78] Ulf Johansson, Henrik Linusson, Tuve Löfström, and Henrik Boström. Interpretable regression trees using conformal prediction. *Expert systems with applications*, 97:394–404, 2018.
- [79] Ulf Johansson, Tuve Löfström, Henrik Boström, and Cecilia Sönström. Interpretable and specialized conformal predictors. In *Conformal and Probabilistic Prediction and Applications*, pages 3–22. PMLR, 2019.
- [80] Jeff Johnson, Matthijs Douze, and Hervé Jégou. Billion-scale similarity search with gpus. *IEEE Transactions on Big Data*, 7(3):535–547, 2019.
- [81] Mintong Kang, Nezihe Merve Gürel, Ning Yu, Dawn Song, and Bo Li. C-rag: Certified generation risks for retrieval-augmented language models. In *ICML*.
- [82] Adam Khakhar, Stephen Mell, and Osbert Bastani. Pac prediction sets for large language models of code. In *ICML*, pages 16237–16249. PMLR, 2023.
- [83] Danijel Kivaranovic, Robin Ristl, Martin Posch, and Hannes Leeb. Conformal prediction intervals for the individual treatment effect. *arXiv preprint arXiv:2006.01474*, 2020.
- [84] Bhawesh Kumar, Charlie Lu, Gauri Gupta, Anil Palepu, David Bellamy, Ramesh Raskar, and Andrew Beam. Conformal prediction with large language models for multi-choice question answering. *arXiv preprint arXiv:2305.18404*, 2023.
- [85] Sören R Künzel, Jasjeet S Sekhon, Peter J Bickel, and Bin Yu. Metalearners for estimating heterogeneous treatment effects using machine learning. *PNAS*, 116(10):4156–4165, 2019.
- [86] Gilad Kutiél, Regev Cohen, Michael Elad, and Daniel Freedman. What’s behind the mask: Estimating uncertainty in image-to-image problems. *arXiv preprint arXiv:2211.15211*, 2022.

- [87] Bracha Laufer-Goldshtein, Adam Fisch, Regina Barzilay, and Tommi S. Jaakkola. Efficiently controlling multiple risks with pareto testing. In *ICLR*, 2023.
- [88] Jonghyeok Lee, Chen Xu, and Yao Xie. Kernel-based optimally weighted conformal prediction intervals. *arXiv preprint arXiv:2405.16828*, 2024.
- [89] Junghwan Lee, Chen Xu, and Yao Xie. Transformer conformal prediction for time series. *arXiv e-prints*, pages arXiv–2406, 2024.
- [90] Jing Lei and Larry Wasserman. Distribution-free prediction bands for non-parametric regression. *JRSSB*, 76(1):71–96, 2014.
- [91] Jing Lei, Alessandro Rinaldo, and Larry Wasserman. A conformal prediction approach to explore functional data. *Annals of Mathematics and Artificial Intelligence*, 74:29–43, 2015.
- [92] Jing Lei, Max G’Sell, Alessandro Rinaldo, Ryan J Tibshirani, and Larry Wasserman. Distribution-free predictive inference for regression. *JASA*, 113(523):1094–1111, 2018.
- [93] Lihua Lei and Emmanuel J Candès. Conformal inference of counterfactuals and individual treatment effects. *JRSSB*, 83(5):911–938, 2021.
- [94] Shuo Li, Sangdon Park, Insup Lee, and Osbert Bastani. TraQ: Trustworthy retrieval augmented question answering via conformal prediction. In *NAACL*, pages 3799–3821, 2024.
- [95] Ziyi Liang, Yanfei Zhou, and Matteo Sesia. Conformal inference is (almost) free for neural networks trained with early stopping. In *ICML*, pages 20810–20851. PMLR, 2023.
- [96] Ziyi Liang, Tianmin Xie, Xin Tong, and Matteo Sesia. Structured conformal inference for matrix completion with applications to group recommender systems. *arXiv preprint arXiv:2404.17561*, 2024.
- [97] Zhen Lin, Shubhendu Trivedi, and Jimeng Sun. Conformal prediction with temporal quantile adjustments. *NeurIPS*, 35:31017–31030, 2022.
- [98] Zhen Lin, Shubhendu Trivedi, and Jimeng Sun. Conformal prediction intervals with temporal dependence. *TMLR*, 2022.
- [99] Lars Lindemann, Matthew Cleaveland, Gihyun Shim, and George J Pappas. Safe planning in dynamic environments using conformal prediction. *IEEE RA-L*, 2023.
- [100] Yi Liu, Alexander W Levis, Sharon-Lise Normand, and Larry Han. Multi-source conformal inference under distribution shift. *ICML*, 2024.
- [101] Tuve Löfström, Henrik Boström, Henrik Linusson, and Ulf Johansson. Bias reduction through conditional conformal prediction. *Intelligent Data Analysis*, 19(6):1355–1375, 2015.
- [102] Charles Lu and Jayashree Kalpathy-Cramer. Distribution-free federated learning with conformal predictions. *arXiv preprint arXiv:2110.07661*, 2021.
- [103] Charles Lu, Anastasios N Angelopoulos, and Stuart Pomerantz. Improving trustworthiness of ai disease severity rating in medical imaging with ordinal conformal prediction sets. In *MICCAI*, pages 545–554. Springer, 2022.
- [104] Charles Lu, Andréanne Lemay, Ken Chang, Katharina Höbel, and Jayashree Kalpathy-Cramer. Fair conformal predictors for applications in medical imaging. In *AAAI*, volume 36, pages 12008–12016, 2022.
- [105] Charles Lu, Yaodong Yu, Sai Praneeth Karimireddy, Michael Jordan, and Ramesh Raskar. Federated conformal predictors for distributed uncertainty quantification. In *ICML*, pages 22942–22964. PMLR, 2023.
- [106] Hui Ma and Kai Yang. Metastnet: Multimodal meta-learning for cellular traffic conformal prediction. *IEEE Trans. Netw. Sci. Eng.*, 2023.
- [107] Lysimachos Maltoudoglou, Andreas Paisios, and Harris Papadopoulos. Bert-based conformal predictor for sentiment analysis. In *Conformal and Probabilistic Prediction and Applications*, pages 269–284. PMLR, 2020.
- [108] Lysimachos Maltoudoglou, Andreas Paisios, Ladislav Lenc, Jiří Martínek, Pavel Král, and Harris Papadopoulos. Well-calibrated confidence measures for multi-label text classification with a large number of labels. *Pattern Recognition*, 122:108271, 2022.
- [109] Ariane Marandon. Conformal link prediction for false discovery rate control. *TEST*, pages 1–22, 2024.
- [110] Javier Abad Martinez, Umang Bhatt, Adrian Weller, and Giovanni Cherubin. Approximating full conformal prediction at scale via influence functions. In *AAAI*, volume 37, pages 6631–6639, 2023.
- [111] Christopher Mohri and Tatsunori Hashimoto. Language models with conformal factuality guarantees. In *ICML*.
- [112] Luca Mossina, Joseba Dalmau, and Léo Andéol. Conformal semantic image segmentation: Post-hoc quantification of predictive uncertainty. In *CVPR*, pages 3574–3584, 2024.
- [113] Buddhika Nettasinghe, Samrat Chatterjee, Ramakrishna Tipleddy, and Mahantesh M Halappanavar. Extending conformal prediction to hidden markov models with exact validity via de finetti’s theorem for markov chains. In *ICML*, pages 25890–25903. PMLR, 2023.
- [114] Roberto I Oliveira, Paulo Orenstein, Thiago Ramos, and João Vitor Romano. Split conformal prediction for dependent data. *arXiv preprint arXiv:2203.15885*, 2022.
- [115] Andreas Paisios, Ladislav Lenc, Jiří Martínek, Pavel Král, and Harris Papadopoulos. A deep neural network conformal predictor for multi-label text classification. In *Conformal and Probabilistic Prediction and Applications*, pages 228–245. PMLR, 2019.
- [116] Harris Papadopoulos. A cross-conformal predictor for multi-label classification. In *AIAI Workshops*, pages 241–250. Springer, 2014.
- [117] Harris Papadopoulos and Haris Haralambous. Reliable prediction intervals with regression neural networks. *Neural Networks*, 24(8): 842–851, 2011.

- Xiaofan Zhou, Baiting Chen, Yu Gui, and Lu Cheng

- [118] Harris Papadopoulos, Kostas Proedrou, Volodya Vovk, and Alex Gammernan. Inductive confidence machines for regression. In *ECML*, pages 345–356. Springer, 2002.
- [119] Harris Papadopoulos, Vladimir Vovk, and Alex Gammernan. Qualified prediction for large data sets in the case of pattern recognition. In *ICMLA*, pages 159–163, 2002.
- [120] Sangdon Park, Osbert Bastani, Nikolai Matni, and Insup Lee. Pac confidence sets for deep neural networks via calibrated prediction. In *ICLR*, 2019.
- [121] Sangdon Park, Shuo Li, Insup Lee, and Osbert Bastani. Pac confidence predictions for deep neural network classifiers. In *ICLR*, 2020.
- [122] Sangdon Park, Edgar Dobriban, Insup Lee, and Osbert Bastani. Pac prediction sets under covariate shift. In *ICLR*, 2021.
- [123] Coby Penso and Jacob Goldberger. A conformal prediction score that is robust to label noise. *arXiv preprint arXiv:2405.02648*, 2024.
- [124] Derck WE Prinzhorn, Thijmen Nijdam, Putri A van der Linden, and Alexander Timans. Conformal time series decomposition with component-wise exchangeability. *arXiv preprint arXiv:2406.16766*, 2024.
- [125] Hongxiang Qiu, Edgar Dobriban, and Eric Tchetgen Tchetgen. Prediction sets adaptive to unknown covariate shift. *JRSSB*, page qkad069, 2023.
- [126] Victor Quach, Adam Fisch, Tal Schuster, Adam Yala, Jae Ho Sohn, Tommi S Jaakkola, and Regina Barzilay. Conformal language modeling. In *ICLR*.
- [127] Alec Radford, Jong Wook Kim, Chris Hallacy, Aditya Ramesh, Gabriel Goh, Sandhini Agarwal, Girish Sastry, Amanda Askell, Pamela Mishkin, Jack Clark, et al. Learning transferable visual models from natural language supervision. In *ICML*, pages 8748–8763. PMLR, 2021.
- [128] Hubert Ramsauer, Bernhard Schäfl, Johannes Lehner, Philipp Seidl, Michael Widrich, Thomas Adler, Lukas Gruber, Markus Holzleitner, Milena Pavlović, Geir Kjetil Sandve, et al. Hopfield networks is all you need. *arXiv preprint arXiv:2008.02217*, 2020.
- [129] Shauli Ravfogel, Yoav Goldberg, and Jacob Goldberger. Conformal nucleus sampling. In *ACL*, pages 27–34, 2023.
- [130] Eduardo Ochoa Rivera, Yash Patel, and Ambuj Tewari. Conformalized late fusion multi-view learning. *arXiv preprint arXiv:2405.16246*, 2024.
- [131] Yaniv Romano, Evan Patterson, and Emmanuel Candes. Conformalized quantile regression. *NeurIPS*, 32, 2019.
- [132] Yaniv Romano, Matteo Sesia, and Emmanuel Candes. Classification with valid and adaptive coverage. *NeurIPS*, 33:3581–3591, 2020.
- [133] Raphael Rossellini, Rina Foygel Barber, and Rebecca Willett. Integrating uncertainty awareness into conformalized quantile regression. In *AISTATS*, pages 1540–1548. PMLR, 2024.
- [134] Donald B Rubin. Estimating causal effects of treatments in randomized and nonrandomized studies. *Journal of educational Psychology*, 66(5):688, 1974.
- [135] Mauricio Sadinle, Jing Lei, and Larry Wasserman. Least ambiguous set-valued classifiers with bounded error levels. *JASA*, 114(525): 223–234, 2019.
- [136] Swami Sankaranarayanan, Anastasios Angelopoulos, Stephen Bates, Yaniv Romano, and Phillip Isola. Semantic uncertainty intervals for disentangled latent spaces. In *NeurIPS*, 2022.
- [137] Filip Schlegelbach, Evgueni Smirnov, and Irena Koprinska. Conformal multistep-ahead multivariate time-series forecasting. In *Conformal and Probabilistic Prediction with Applications*, pages 316–318. PMLR, 2022.
- [138] Tal Schuster, Adam Fisch, Jai Gupta, Mostafa Dehghani, Dara Bahri, Vinh Tran, Yi Tay, and Donald Metzler. Confident adaptive language modeling. *NeurIPS*, 35:17456–17472, 2022.
- [139] Matteo Sesia and Emmanuel J Candès. A comparison of some conformal quantile regression methods. *Stat*, 9(1):e261, 2020.
- [140] Matteo Sesia, YX Rachel Wang, and Xin Tong. Adaptive conformal classification with noisy labels. In *ICSDS*, 2023.
- [141] Glenn Shafer and Vladimir Vovk. A tutorial on conformal prediction. *JMLR*, 9(3), 2008.
- [142] Meijia Shao and Yuan Zhang. Distribution-free matrix prediction under arbitrary missing pattern. *arXiv preprint arXiv:2305.11640*, 2023.
- [143] Fan Shi, Cheng Soon Ong, and Christopher Leckie. Applications of class-conditional conformal predictor in multi-class classification. In *ICML*, volume 1, pages 235–239. IEEE, 2013.
- [144] Armando Solar-Lezama. *Program synthesis by sketching*. University of California, Berkeley, 2008.
- [145] Martim Sousa, Ana Maria Tomé, and José Moreira. A general framework for multi-step ahead adaptive conformal heteroscedastic time series forecasting. *arXiv preprint arXiv:2207.14219*, 2022.
- [146] Martim Sousa, Ana Maria Tomé, and José Moreira. Improved conformalized quantile regression. *arXiv preprint arXiv:2207.02808*, 2022.
- [147] Niranjana Sridhar, Michael Elad, Carson McNeil, Ehud Rivlin, and Daniel Freedman. Diffusion models for generative histopathology. In *MICCAI*, pages 154–163. Springer, 2023.
- [148] Kamile Stankeviciute, Ahmed M Alaa, and Mihaela van der Schaar. Conformal time-series forecasting. *NeurIPS*, 34:6216–6228, 2021.
- [149] Jiayuan Su, Jing Luo, Hongwei Wang, and Lu Cheng. Api is enough: Conformal prediction for large language models without logit-access. In *EMNLP*, 2024.
- [150] Hu Sun and Yang Chen. Conformalized tensor completion with riemannian optimization. *arXiv preprint arXiv:2405.00581*, 2024.
- [151] Jiangming Sun, Lars Carlsson, Ernst Ahlberg, Ulf Norinder, Ola Engkvist, and Hongming Chen. Applying mondrian cross-conformal prediction to estimate prediction confidence on large imbalanced bioactivity data sets. *J Chem Inf Model*, 57(7):1591–1598, 2017.

- [152] Sophia Sun. Conformal methods for quantifying uncertainty in spatiotemporal data: a survey. *arXiv preprint arXiv:2209.03580*, 2022.
- [153] Sophia Huiwen Sun and Rose Yu. Copula conformal prediction for multi-step time series prediction. In *ICLR*, 2023.
- [154] Jafar Tanha, Negin Samadi, Yousef Abdi, and Nazila Razzaghi-Asl. Cpssds: conformal prediction for semi-supervised classification on data streams. *Information Sciences*, 584:212–234, 2022.
- [155] Jacopo Teneggi, Matthew Tivnan, Web Stayman, and Jeremias Sulam. How to trust your diffusion model: A convex optimization approach to conformal risk control. In *ICML*, pages 33940–33960. PMLR, 2023.
- [156] Jiaye Teng, Chuan Wen, Dinghui Zhang, Yoshua Bengio, Yang Gao, and Yang Yuan. Predictive inference with feature conformal prediction. In *ICLR*, 2023.
- [157] Ryan J Tibshirani, Rina Foygel Barber, Emmanuel Candes, and Aaditya Ramdas. Conformal prediction under covariate shift. *NeurIPS*, 32, 2019.
- [158] Renukanandan Tumu, Matthew Cleaveland, Rahul Mangharam, George Pappas, and Lars Lindemann. Multi-modal conformal prediction regions by optimizing convex shape templates. In *L4DC 2024*, pages 1343–1356. PMLR, 2024.
- [159] Dennis Ulmer, Chrysoula Zerva, and André FT Martins. Non-exchangeable conformal language generation with nearest neighbors. In *EACL*, pages 1909–1929, 2024.
- [160] A Vaswani. Attention is all you need. *NeurIPS*, 2017.
- [161] Vladimir Vovk. On-line confidence machines are well-calibrated. In *The 43rd Annual IEEE Symposium on Foundations of Computer Science, 2002. Proceedings.*, pages 187–196. IEEE, 2002.
- [162] Vladimir Vovk. Cross-conformal predictors. *Annals of Mathematics and Artificial Intelligence*, 74:9–28, 2015.
- [163] Vladimir Vovk, Alexander Gammernan, and Glenn Shafer. *Algorithmic learning in a random world*, volume 29. Springer, 2005.
- [164] Vladimir Vovk, Ilia Nourtdinov, Valery Manokhin, and Alexander Gammernan. Cross-conformal predictive distributions. In *conformal and probabilistic prediction and applications*, pages 37–51. PMLR, 2018.
- [165] Chen Wang, Fangxin Wang, Ruocheng Guo, Yueqing Liang, Kay Liu, and Philip S Yu. Confidence-aware fine-tuning of sequential recommendation systems via conformal prediction. *arXiv preprint arXiv:2402.08976*, 2024.
- [166] Fangxin Wang, Lu Cheng, Ruocheng Guo, Kay Liu, and Philip S Yu. Equal opportunity of coverage in fair regression. *NeurIPS*, 36, 2023.
- [167] Håkan Wieslander, Philip J Harrison, Gabriel Skogberg, Sonya Jackson, Markus Fridén, Johan Karlsson, Ola Spjuth, and Carolina Wählby. Deep learning with conformal prediction for hierarchical analysis of large-scale whole-slide tissue images. *IEEE J-BHI*, 25(2): 371–380, 2020.
- [168] Chen Xu and Yao Xie. Conformal prediction interval for dynamic time-series. In *ICML*. PMLR, 2021.
- [169] Chen Xu and Yao Xie. Conformal anomaly detection on spatio-temporal observations with missing data. *arXiv preprint arXiv:2105.11886*, 2021.
- [170] Chen Xu and Yao Xie. Conformal prediction set for time-series. *arXiv preprint arXiv:2206.07851*, 2022.
- [171] Chen Xu and Yao Xie. Sequential predictive conformal inference for time series. In *ICML*. PMLR, 2023.
- [172] Chen Xu, Hanyang Jiang, and Yao Xie. Conformal prediction for multi-dimensional time series by ellipsoidal sets. *ICML*, 2024.
- [173] Kaidi Xu, Zhouxing Shi, Huan Zhang, Yihan Wang, Kai-Wei Chang, Minlie Huang, Bhavya Kailkhura, Xue Lin, and Cho-Jui Hsieh. Automatic perturbation analysis for scalable certified robustness and beyond. *NeurIPS*, 33:1129–1141, 2020.
- [174] Yunpeng Xu, Wenge Guo, and Zhi Wei. Conformal risk control for ordinal classification. In *UAI*, pages 2346–2355. PMLR, 2023.
- [175] Yachong Yang, Arun Kumar Kuchibhotla, and Eric Tchetgen Tchetgen. Doubly robust calibration of prediction sets under covariate shift. *JRSSB*, page qkae009, 2024.
- [176] Zitong Yang, Emmanuel Candès, and Lihua Lei. Bellman conformal inference: Calibrating prediction intervals for time series. *arXiv preprint arXiv:2402.05203*, 2024.
- [177] Fanghua Ye, Mingming Yang, Jianhui Pang, Longyue Wang, Derek F Wong, Emine Yilmaz, Shuming Shi, and Zhaopeng Tu. Benchmarking llms via uncertainty quantification. *arXiv preprint arXiv:2401.12794*, 2024.
- [178] Mufang Ying, Wenge Guo, Koulik Khamaru, and Ying Hung. Informativeness of weighted conformal prediction. *arXiv preprint arXiv:2405.06479*, 2024.
- [179] Margaux Zaffran, Olivier Féron, Yannig Goude, Julie Josse, and Aymeric Dieuleveut. Adaptive conformal predictions for time series. In *ICML*, pages 25834–25866. PMLR, 2022.
- [180] Margaux Zaffran, Aymeric Dieuleveut, Julie Josse, and Yaniv Romano. Conformal prediction with missing values. In *ICML*, pages 40578–40604. PMLR, 2023.
- [181] Soroush H Zargarbashi and Aleksandar Bojchevski. Conformal inductive graph neural networks. In *ICLR*, 2023.
- [182] Soroush H Zargarbashi, Simone Antonelli, and Aleksandar Bojchevski. Conformal prediction sets for graph neural networks. In *ICML*, pages 12292–12318. PMLR, 2023.
- [183] Soroush H Zargarbashi, Mohammad Sadegh Akhondzadeh, and Aleksandar Bojchevski. Robust yet efficient conformal prediction sets. In *ICLR*, 2024.
- [184] Chrysoula Zerva and André FT Martins. Conformalizing machine translation evaluation. *arXiv preprint arXiv:2306.06221*, 2023.

- Xiaofan Zhou, Baiting Chen, Yu Gui, and Lu Cheng

- [185] Xianghao Zhan, Qinmei Xu, Yuanning Zheng, Guangming Lu, and Olivier Gevaert. Reliability-based cleaning of noisy training labels with inductive conformal prediction in multi-modal biomedical data mining. *arXiv preprint arXiv:2309.07332*, 2023. URL <https://arxiv.org/abs/2309.07332>.
- [186] Tianyi Zhao, Jian Kang, and Lu Cheng. Conformalized link prediction on graph neural networks. In *KDD*, 2024.

Received 20 February 2007; revised 12 March 2009; accepted 5 June 2009