

# De-VertiFL: A Solution for Decentralized Vertical Federated Learning

Alberto Huertas Celdrán<sup>1</sup>, Chao Feng<sup>1</sup>, Sabyasachi Banik<sup>1</sup>, G r me Bovet<sup>2</sup>,  
Gregorio Mart nez P rez<sup>3</sup>, Burkhard Stiller<sup>1</sup>

<sup>1</sup>Communication Systems Group CSG, Department of Informatics, University of Zurich UZH, CH-8050 Z rich, Switzerland  
[cfeng, huertas, stiller]@ifi.uzh.ch, sabyasachi.banik@uzh.ch

<sup>2</sup>Department of Information and Communications Engineering, University of Murcia, 30100-Murcia, Spain gregorio@um.es

<sup>3</sup>Cyber-Defence Campus, armasuisse Science & Technology, CH-3602 Thun, Switzerland gerome.bovet@armasuisse.ch

**Abstract**—Federated Learning (FL), introduced in 2016, was designed to enhance data privacy in collaborative model training environments. Among the FL paradigm, horizontal FL, where clients share the same set of features but different data samples, has been extensively studied in both centralized and decentralized settings. In contrast, Vertical Federated Learning (VFL), which is crucial in real-world decentralized scenarios where clients possess different, yet sensitive, data about the same entity, remains underexplored. Thus, this work introduces De-VertiFL, a novel solution for training models in a decentralized VFL setting. De-VertiFL contributes by introducing a new network architecture distribution, an innovative knowledge exchange scheme, and a distributed federated training process. Specifically, De-VertiFL enables the sharing of hidden layer outputs among federation clients, allowing participants to benefit from intermediate computations, thereby improving learning efficiency. De-VertiFL has been evaluated using a variety of well-known datasets, including both image and tabular data, across binary and multiclass classification tasks. The results demonstrate that De-VertiFL generally surpasses state-of-the-art methods in F1-score performance, while maintaining a decentralized and privacy-preserving framework.

**Index Terms**—Vertical Federated Learning, Decentralized Federated Learning,

## I. INTRODUCTION

Artificial Intelligence (AI), and particularly Machine Learning (ML), is entering a new era due to the exponential increase in data generated by the vast number of Internet of Things (IoT) devices [1]. This surge in data offers a rich environment for the rapid evolution and refinement of ML models. However, traditional ML approaches, which require aggregating data from multiple sources into a central repository, carry significant risks, such as data breaches and privacy violations. In 2016, Google proposed Federated Learning (FL) [2] as a solution to enable collaborative model training without data centralization. Since that, FL has found widespread application in critical areas such as healthcare, finance, and autonomous driving.

Among the various FL scenarios, Horizontal Federated Learning (HFL) [3] has been the most extensively studied in the literature. In HFL, all clients in the federation hold datasets with the same feature set but different samples. Additionally, while some research has explored decentralized implementations of HFL, the majority focuses on centralized

approaches [4]. In this context, Decentralized Federated Learning (DFL) aims to address issues, such as single points of failure and bottlenecks, found in centralized FL. However, FL extends beyond HFL, and Vertical Federated Learning (VFL) [5] is an interesting and promising avenue for innovation. VFL is particularly beneficial when multiple clients possess complementary features about the same entities, enabling more complex and insightful learning models.

Despite the potential of VFL, previous research has predominantly focused on centralized approaches for binary classification, often limited to cases involving just a few participants [6]. This indicates a clear need for further investigation into fully decentralized VFL systems that can accommodate multiple participants. This gap, alongside challenges such as efficient model synchronization, knowledge exchange, and maintaining model performance in a decentralized setting, are essential for developing more adaptable and robust VFL solutions suitable for real-world scenarios.

Therefore, this work presents De-VertiFL (publicly available in [7]), a solution for training FL models in a vertical a decentralized fashion. The proposed solution proposes novel architectural decisions, an innovative knowledge exchange scheme, and a distributed federated training process. More in particular, it introduces a novel model training through the sharing of hidden layer outputs and gradient exchange in a peer-to-peer manner. Extensive experiments were conducted to evaluate De-VertiFL performance, using different number of participants in the VFL setup. Furthermore, the evaluation was performed on several benchmark datasets, including MNIST, FMNIST, Titanic, and Bank Marketing. Key insights were gained regarding how the number of participants and the complexity of the neural network architecture affect learning outcomes and model performance. Finally, De-VertiFL was compared to state-of-the-art methods, demonstrating versatility across both multi-class and binary classification tasks.

The remainder of this paper is structured as follows. Section II reviews related literature. Section III delves into the architectural design and implementation of the solution, and Section IV evaluates experimental results. Finally, Section V outlines conclusions and future research.

## II. RELATED WORK

This section reviews recent and relevant studies on VFL in both centralized and decentralized approaches. First, it examines works focused on binary classification tasks, which serve as foundational studies motivating the exploration of VFL for multi-class classification.

The authors of [6] introduced a novel binary classification approach for VFL, utilizing a combination of Asymmetric Private Set Intersection (APSI) and Asymmetric Vertical Logistic Regression (AVLR) in a centralized setting. The study implemented a customized strict ID intersection technique with PSI, which is rare in real-world scenarios. Although Logistic Regression (LR) is well-suited for binary classification, its focus on two-party scenarios may not fully represent more complex real-life situations. Nevertheless, the study validated the feasibility of APSI and AVLR, achieving performance metrics comparable to symmetrical versions, such as Area Under the Curve (AUC) and loss, demonstrating the model’s effectiveness despite data distribution challenges.

In [8], the authors explored binary classification in centralized VFL using the Private Decision Logistic Regression (PDLR) technique. This work highlighted the risks of intermediate data exchange, particularly the potential for data leakage within a centralized approach. The architecture, which grants significant control to a single party possessing the labels, raises concerns about the viability of this method in a decentralized framework. Although LR is confined to binary classification in this context, the experiments demonstrate the system’s readiness for large-scale deployment in vertical federated learning. [9] leverages Gradient Boosting Decision Trees (GBDT) for binary classification in centralized VFL. While decision tree-based VFL approaches are generally less suitable than deep neural networks for complex pattern recognition tasks, such as those involving images or sophisticated data, this work underscores the need for DNN-based VFL approaches for comparison. The experiments revealed that the proposed solution is significantly faster than previous gradient boosting methods and can efficiently handle larger datasets.

Federated Deep Support Kernel Learning (FDSKL) [10] proposed the use of kernel methods for binary classification, which are typically computationally intensive for multi-class classification tasks. However, the study showed that FDSKL outperforms other state-of-the-art federated learning methods using kernels in terms of speed, without compromising the

model’s generalization quality. The results suggest that FD-SKL is a highly efficient solution for binary classification in federated learning scenarios. Additionally, a relevant solution using Flower [11] focused on a VFL approach applied to the Titanic dataset for a binary classification task with a three-client setup. In this work, a centralized server received embeddings from all clients, concatenated them, and used a neural network for predictions. After aggregating the gradients from all clients, the server updated its model and sent the gradients back to the clients for local updates.

For VFL in multi-class classification tasks, [12] introduced a method called Multi-View Vertical Federated Learning (MMVFL) in a multi-participant, centralized setting. This approach involves unsupervised label sharing among participants, selective feature sharing, and directly sending predicted labels to a central server. MMVFL incorporates the concept of multi-view learning (MVL), where data from each view shares the same sample ID space but has heterogeneous features, making MVL well-suited for the VFL scenario. The findings indicate that MMVFL can match the performance of supervised learning models, although direct predicted label sharing with a centralized VFL server raises concerns about centralization. In [13], the authors introduced PyVertical, a framework designed for multi-class classification tasks in a VFL setting. The system is managed by a central data scientist who oversees the entire architecture, enabling learning without directly sharing data, using Private Set Intersection (PSI) techniques. The feature partitioning technique employed in this VFL setting is relatively simplified, motivating further research involving more intricate feature partitioning for comparison.

Finally, the only decentralized VFL approach found was proposed in [14], where the authors presented VertiChain and VertiComb, two decentralized VFL architectures. The architectures consider different neural networks and training protocols suitable for vertical scenarios. A decentralized, privacy-preserving use case with non-IID data was deployed to classify handwritten digits and assess the performance of the three architectures. Furthermore, a series of experiments compared the robustness of the proposed architectures when affected by different data poisoning methods, including image watermarks and gradient poisoning adversarial attacks.

In conclusion, as reviewed and summarized in TABLE I, there is a notable gap in research concerning decentralized solutions for VFL. Previous works have largely concentrated

TABLE I: Comparison of Vertical Federated Learning Solutions

Work	Task	Approach	Tools/Framework	Nodes	Dataset
[6] 2020	Binary	Centralized	FATE, Tencent Cloud	2	MNIST
[8] 2019	Binary	Centralized	Project ps-lite, brpc, libpaillier	2	MNIST, Citeseer
[9] 2021	Binary	Centralized	Apache Spark, libpaillier	2	Census, A9A
[10] 2022	Binary	Centralized	FATE, SecureBoost	Multiple	Gisette, Real Sim, Epsilon, A9A
[11] 2020	Binary	Centralized	Poetry	3	Titanic
[12] 2024	Multi-Class	Centralized	Not Specified	5,6	Handwritten, Caltech7
[13] 2021	Multi-Class	Centralized	PyTorch, syft	2	MNIST
[14] 2024	Multi-Class	Decentralized	TensorFlow	7	MNIST, FMNIST, EMNIST, KNIST
This Work	Multi-Class	Decentralized	PyTorch	2-10	MNIST, FMNIST, Titanic, Bank Marketing

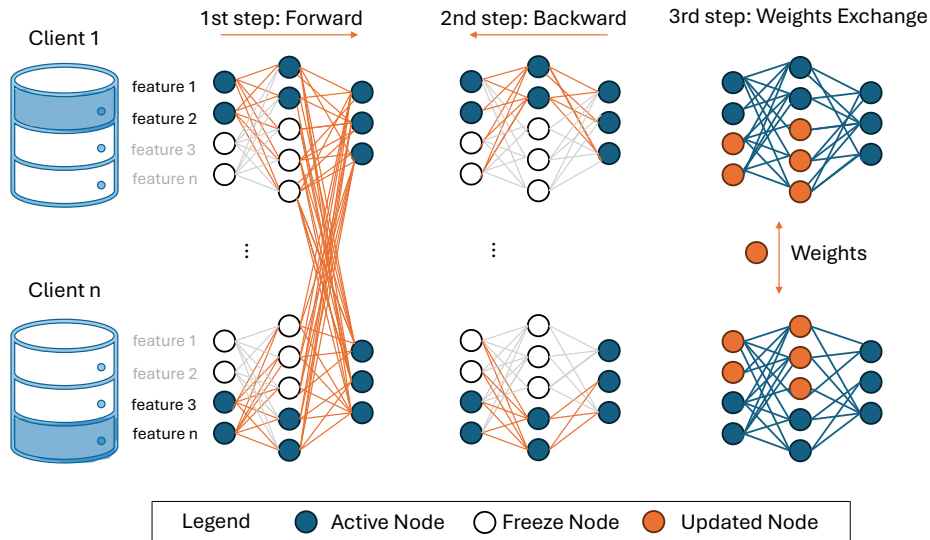


Fig. 1: De-VertiFL Architectural Design

on centralized approaches with binary classification, generally restricted to scenarios involving only two participants. This trend highlights the need for further exploration of holistic decentralization among multiple participants, necessitating innovative research that fosters a more flexible and resilient VFL framework. The present work addresses these concerns by proposing a decentralized VFL architecture for multi-class classification that efficiently manages multi-party computation and complex feature distributions.

### III. DE-VERTIFL

This section presents the design and implementation details of De-VertiFL, a novel solution for training models in a vertical and decentralized manner.

At the beginning, during the bootstrapping of the training process, as in most FL architectures and scenarios, clients of the federation must agree on a common architecture for the neural network that is going to be trained in a collaborative, vertical, and privacy-preserving manner. In De-VertiFL, this architecture must be decided according to the task and dataset, as if all features from all clients were present. Once the architecture is decided, each participant of the federation is responsible for i) a specific feature set, and ii) a segment of the neural network (input and hidden layers), which are determined by vertical data partitioning. It can be seen on the left of Fig. 1, where each client has a portion of the dataset with different features and active nodes.

Once the training process starts, each client feeds its local data into its model. For features they do not possess, zero-padding is applied, filling in missing features with zeros. This ensures uniform input sizes across all clients, facilitating seamless integration into the global model. During the forward pass (step 1 in Fig. 1), the padded input is used, activating only the relevant parts of the network (active nodes) based on the client's data. Each participant processes its padded

input through the shared architecture, activating components specific to their data. This localized forward pass enables efficient processing despite the fragmented distribution of features. During the forward pass, participants compute the outputs of their hidden layers and share these intermediate results with all other participants (represented in orange in Fig. 1). This exchange allows participants to benefit from the intermediate computations of others, potentially leading to enhanced accuracy and robustness in model training. Then, the backward pass and weight updates are performed (step 2 in Fig. 1), but only for the portions of the model corresponding to each participant's own data (active nodes). This localized training ensures that each participant contributes meaningfully to the global model. After computing local updates, participants exchange their weights directly with others in a peer-to-peer manner (step 3 in Fig. 1), removing the need for a central server or coordinator. This direct communication promotes efficient weights sharing and faster convergence. Upon receiving weights from other participants, each participant aggregates these updates using the FedAvg aggregation function, ensuring synchronized model updates.

The previous steps are repeated over multiple rounds, allowing the global model to progressively learn from the combined dataset. In this VFL setup, a federated round consists of each participant performing local training on their data for a certain number of iterations, exchanging weights with others in a peer-to-peer manner, and then aggregating these weights to update their local models in a decentralized fashion. Algorithm 1 and 2 provide the pseudo-code implementing the previous steps.

The De-VertiFL algorithm has been implemented using PyTorch. Data preprocessing and handling have been conducted using Pandas and NumPy for dataset manipulation. For image datasets, the torchvision library is employed for data loading and transformations. For tabular datasets, scikit-learn is used for tasks such as scaling, one-hot encoding, and

---

**Algorithm 1** De-VertiFL

---

```
1: Initialize: Global model architecture  $\mathcal{M}$  common to all
   participants  $P$ ; Initialize the weights  $\theta_i$  of each participant
    $P_i$ .
2: Input: Number of participants  $n$ , federated rounds  $R$ ,
   epochs per round  $E$ , learning rate  $\eta$ , dataset  $\mathcal{D}$ 
3: Distribute: Partition dataset features across participants
   using a round-robin method
4: for  $r = 1$  to  $R$  do
5:   for  $P_i \in P$  do
6:     for  $e = 1$  to  $E$  do
7:       for  $x_j \in D_i$  do
8:          $x'_{ij} = \text{Zeropad}(x_{ij})$   $\triangleright$  Pre-processing
9:          $\hat{y}_{ij} = \mathcal{M}(x'_{ij}; \theta_i)$   $\triangleright$  Forward Pass
10:         $\hat{y}'_{ij} = \text{HIDDENOUTPUTEXCHANGE}(\hat{y}_{ij}, P)$ 
11:         $\mathcal{L} = \text{CrossEntropy}(\hat{y}'_{ij}, y_{ij})$ 
12:         $\theta_i \leftarrow \theta_i - \eta \nabla_{\theta_i} \mathcal{L}$   $\triangleright$  Back Propagation
13:      end for
14:    end for
15:  end for

16: Weights Exchange:
17: for  $P_i \in P$  do
18:    $\theta' += \sum \frac{1}{n} \theta_i$   $\triangleright$  Aggregation with FedAvg
19: end for
20: end for
```

---

---

**Algorithm 2** HiddenOutputExchange

---

```
1: function HIDDENOUTPUTEXCHANGE( $\hat{y}_j, P$ )
2:   for  $P_i \in P$  do  $\triangleright$  Exchange Hidden Layer Outputs
3:      $\hat{y}'_j += \hat{y}_{ij}$ 
4:   end for
5:   return  $\hat{y}'_j$ 
6: end function
```

---

train-test splitting. In addition, the models are based on multi-layer perceptrons (MLPs) with fully connected layers, ReLU activation functions, and dropout layers for regularization. Training is optimized using the Adam optimizer, and either CrossEntropyLoss or BCEWithLogitsLoss is applied depending on the classification task. Model performance is evaluated using accuracy and F1-score metrics, with results visualized using Matplotlib to track performance over federated rounds. Confidence intervals and error bars are generated using the SciPy sublibrary ‘scipy.stats’, which computes and visualizes performance variability.

#### IV. EXPERIMENTS

This section presents a pool of experiments to measure the performance of De-VertiFL on heterogeneous datasets (containing images and tabular data) and compare the results with non-federated scenarios and the state of the art. The datasets used for evaluation are: MNIST, Fashion-MNIST, Titanic, and Bank Marketing.

##### A. MNIST Dataset

The MNIST dataset consists of 70,000 grayscale images of handwritten digits, each with a resolution of 28x28 pixels. Each image contains 784 pixels, and each pixel is treated by De-VertiFL as a feature with integer values in the range of 0 to 255. The features are distributed among the participants by splitting the image samples row by row in a round-robin fashion. For example, in a 7-participant setup, each participant would receive 112 features (4 rows of 28 pixels each), whereas in a 2-participant setup, each participant would receive 392 features (14 rows of 28 pixels each). Fig. 2 shows an example of the data splitting strategy for seven clients and MNIST.

The federation configurations for the experiments range from 2 to 10 clients. The neural network used to solve the multi-class classification task is a multi-layer perceptron with three layers. The number of neurons in the first layer depends on the number of features assigned to each participant (the higher the number of clients, the fewer features per client, and consequently, fewer nodes in the input layer). The network has 3 hidden layers with 10 neurons each, and an output layer with 10 neurons, as there are 10 different classes to classify in MNIST. The training is conducted over 5 epochs for each local training session and repeated for 5 federated rounds. The results are averaged over 5 different seeds to ensure robustness and reliability.

To validate the efficacy of De-VertiFL, each configuration setup is compared to a baseline with the same number of participants but without knowledge exchange. These setups represent non-federated training processes, where each participant trains its local model independently. In other words, each client only has access to its own subset of data features, and no collaborative learning occurs among participants. This establishes a baseline performance of individual models. Fig. 3 shows the F1-score of De-VertiFL compared to the non-federated approach across various federation configurations with differing numbers of participants.

As can be seen in Fig. 3, having two participants in the federation already results in a significant improvement of De-VertiFL compared to the non-federated scenario. In addition, as the number of participants increases, the F1-score for both methods gradually decreases. This decrease is due to the fact that an increasing number of participants reduces the amount of features managed by each client, resulting in less knowledge available to each client. Additionally, as expected, the decline is most significant in the non-federated approaches due to the lack of information and collaboration. In this context, the positive impact of the knowledge exchange implemented in De-VertiFL is evident. For example, with nine clients in the federation, De-VertiFL achieves an F1-score of about 70%, while the non-federated scenario achieves only 17%.

##### B. FMNIST Dataset

The Fashion-MNIST dataset contains 70,000 grayscale annotated fashion images, each measuring 28x28 pixels. The dataset is divided into 60,000 training images and 10,000 testing images. Each image depicts a fashion item, such as




Fig. 2: MNIST Dataset Split Strategy

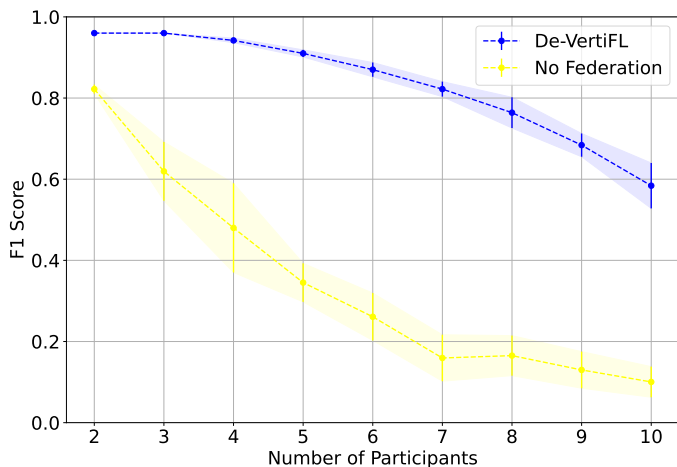


Fig. 3: F1-Score for MNIST Dataset

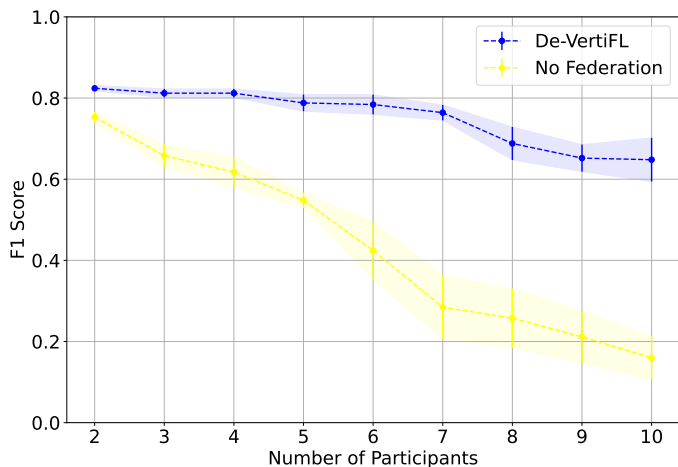


Fig. 4: F1-Score for FMNIST Dataset

clothing, footwear, or accessories, from 10 different classes: T-shirt/top, Trouser, Pullover, Dress, Coat, Sandal, Shirt, Sneaker, Bag, and Ankle boot.

As in the previous experiment, the task is to classify these 10 classes, and the federation setup ranges from 2 to 10 clients. The features are distributed across the clients in a similar manner as in the previous experiment, and the same neural network architecture and training configuration (epochs and rounds) are used. Fig. 4 shows the F1-score of De-VertiFL compared to the non-federated scenario for different federation configurations.

As shown in Fig. 4, De-VertiFL demonstrates strong and stable performance, achieving an F1-score of 80% with up to seven participants. The confidence intervals (shaded regions) further highlight the stability of the proposed solution across different executions. It is worth noting that as the number of participants increases to eight or more, the F1-score decreases to around 60%. In comparison, De-VertiFL significantly outperforms the non-federated setup, where performance steadily declines as the number of participants increases, dropping to below 20% F1-score with 10 participants.

### C. Titanic Dataset

The Titanic dataset contains information about passengers aboard the Titanic, consisting of 891 records with features

such as passenger name, age, gender, ticket class, fare, and whether the passenger survived (label). The task is to predict the survival status of the passengers based on these features.

During data preprocessing, irrelevant features such as *PassengerId*, *Name*, and *Ticket* were removed, as they do not contribute to the prediction task. Several common preprocessing techniques were applied, including age binning, cabin extraction, and title extraction, following established practices in the literature. In age binning, the *Age* feature was categorized into groups (Child, Adult, Elderly, Unknown) to handle missing values and create more meaningful age categories. For cabin extraction, the *Cabin* feature was simplified by using only the first letter of the cabin identifier, with missing values treated as *Unknown*. Title extraction involved generating a new feature by extracting titles from passenger names, which were then simplified by grouping rare titles into a single category.

After preprocessing, the final set of features included: *Pclass*, *Sex*, *Age*, *SibSp*, *Parch*, *Fare*, *Cabin*, *Embarked*, and *Title*. For each federation configuration (ranging from 2 to 9 participants), these nine features were randomly distributed among the participants. The same neural network architecture and training configuration from previous experiments were used, with the input layer adjusted based on the number of features per client, and the output layer containing two nodes.

Finally, 1000 federated rounds with 1 epoch per round was considered during the training phase. Fig. 5 shows the F1-score of De-VertiFL compared to the non-federated scenario across different federation configurations.

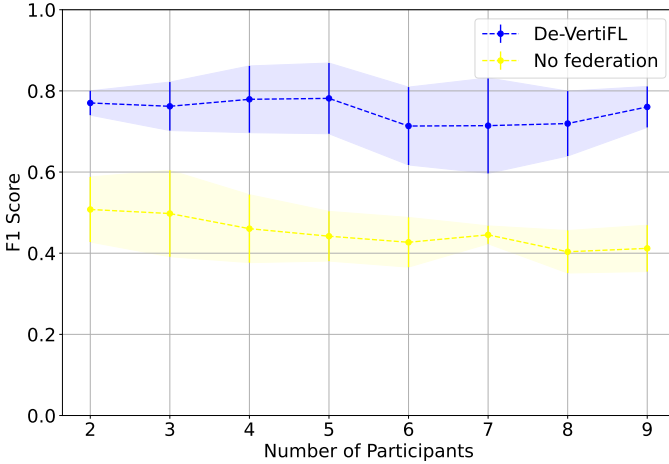


Fig. 5: F1-Score for Titanic Dataset

As can be seen in Fig. 5, De-VertiFL consistently outperforms the non-federated version across all participant configurations, achieving more than 30% higher F1-scores. For instance, with 9 participants, De-VertiFL reaches an F1-score of 79%, while the non-federated approach only manages 41%. This significant improvement demonstrates the effectiveness of De-VertiFL’s knowledge-sharing mechanism, which allows clients to benefit from collaborative learning even as the number of participants increases. Moreover, De-VertiFL exhibits relatively stable F1-scores as the number of participants grows. This stability can be attributed to the binary nature of the Titanic survival prediction task, which is inherently less complex than the multi-class classification problems tackled in the previous experiments with MNIST and FMNIST. In binary classification, the reduced feature space and the simpler decision boundary make the task more resilient to variations in the number of participants, resulting in less pronounced performance degradation compared to the previous, more complex tasks.

#### D. Bank Marketing Dataset

The Bank Marketing dataset contains information about marketing campaigns conducted by a Portuguese banking institution. The primary goal is to predict whether a client will subscribe to a term deposit based on various attributes related to their personal information and their interaction with the bank. The dataset includes the following features: *Age*, *Job*, *Marital*, *Education*, *Default*, *Balance*, *Housing*, *Loan*, *Contact*, *Day*, *Month*, *Duration*, *Campaign*, *Pdays* (*days since last contact*), *Previous* (*previous contacts with the client*), and *Poutcome* (*outcome of the previous marketing campaign*). The task is to predict whether a client will subscribe to a term deposit, or not, making this a binary classification problem.

For data preprocessing, the first step was to remove irrelevant columns, such as *Duration* (which contains the duration

in seconds of the last contact with the bank), as it does not contribute meaningfully to the prediction task. Next, the features were distributed among the participants in each federation setup. Each client then encoded the binary categorical features: *Default*, *Housing*, *Loan*, and *Deposit*. Additionally, one-hot encoding was applied to the remaining categorical variables: *Job*, *Marital status*, *Education*, *Contact*, *Month*, and *Poutcome*. Finally, the features were normalized using the StandardScaler to ensure consistency in scale across the data. The same neural network architecture and training configuration used in previous experiments were applied here, with adjustments in the input layer based on the number of features assigned to each client. The output layer, corresponding to the binary classification task, contained two nodes. Finally 20 federated rounds with 10 epochs per round were considered during training. Fig. 6 presents the F1-scores of De-VertiFL compared to the non-federated scenario across various federation configurations.

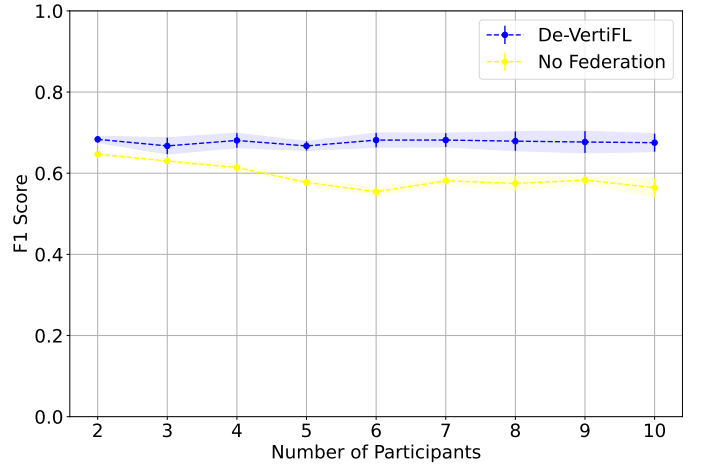


Fig. 6: F1-Score for Bank Marketing Dataset

As can be seen in Fig. 5, De-VertiFL outperforms the non-federated scenarios by approximately 10% across all participant configurations. Similar to the findings in the Titanic experiment, De-VertiFL exhibits a stable F1-score of around 70% as the number of clients increases. This stability can be attributed to the binary classification nature of the task, which tends to result in less variability in performance compared to multi-class problems. Interestingly, the non-federated approach also displays a relatively flat performance curve, with F1-scores ranging from 62% to 57% as the number of participants increases. This slight decline suggests that while the non-federated model is somewhat robust, it does not benefit from the collaborative learning mechanisms that De-VertiFL provides. Overall, these results highlight the advantages of using De-VertiFL for enhancing prediction accuracy in scenarios where client collaboration is feasible.

#### E. Comparison with Literature

This section presents a comparison between De-VertiFL and the most relevant works using the MNIST, FMNIST, Titanic,

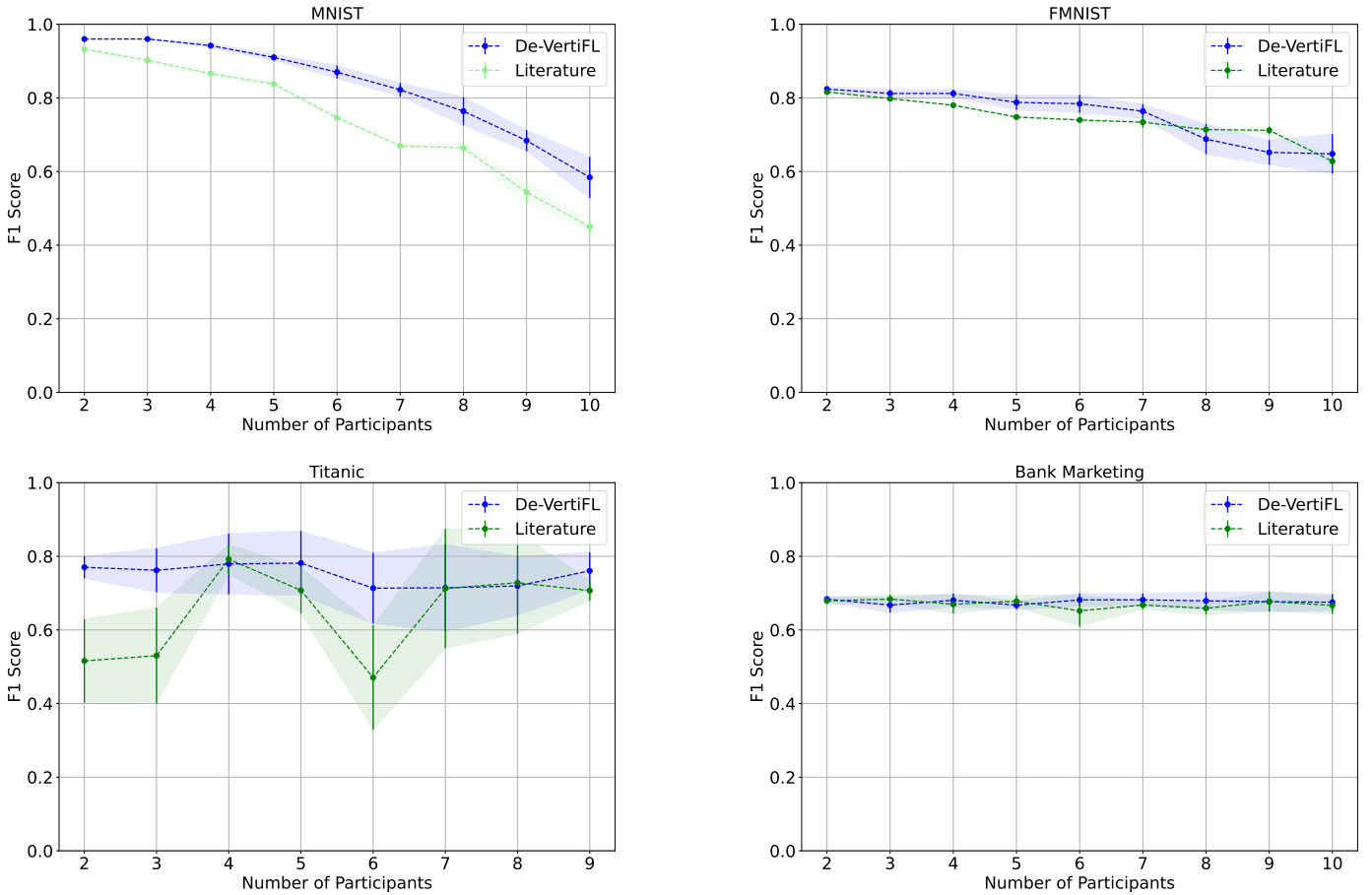


Fig. 7: F1-Score Comparison between De-VertiFL and the Related Work Entitled VertiComb [14]

and Bank Marketing datasets.

As discussed in Section II, the most closely related approach to De-VertiFL is VertiComb, introduced in [14], which also adopts a vertical and decentralized framework for federated learning. To ensure a fair comparison in terms of datasets and participant configurations, VertiComb’s code was re-implemented and executed under the same participant setup described earlier. Fig. 7 illustrates the F1-Score comparison between De-VertiFL and VertiComb.

As can be seen in Fig. 7, De-VertiFL outperforms VertiComb (labeled in the legend as Literature) in almost all datasets and participant configurations (there are just a few exceptions in some configurations of FMNIST, Titanic, and Bank Marketing datasets where differences are insignificant). These improvements rely on the novelty provided by De-VertiFL in terms of knowledge exchange during the forward process, instead of the backward (as proposed in Fig. 7).

In addition to the previous comparisons, other frameworks such as PyVertical [13], Flower [11], and SplitNN [15] have also evaluated their performance using the MNIST, Titanic, or Bank Marketing datasets, albeit with fixed configurations in terms of participants.

For the MNIST dataset, PyVertical trained a neural network

in centralized, federated, and vertically partitioned settings. In PyVertical’s vertical configuration, data samples were split across 2 clients, and the training process consisted of 5 federated rounds following an initial 5 iterations. Flower, on the other hand, evaluated its performance on the Titanic dataset. In this case, the Titanic data was vertically partitioned among three participants, with 1,000 federated rounds, each round consisting of one epoch. Lastly, SplitNN utilized the Bank Marketing dataset, where data was distributed between 2 participants, and training was conducted over 20 federated rounds, with 20 local epochs per round.

To ensure a comprehensive comparison, the experimental setups of PyVertical, Flower, and SplitNN were replicated within De-VertiFL under the same configurations. TABLE II presents the performance comparison of De-VertiFL against these frameworks.

As can be seen, TABLE II De-VertiFL consistently outperforms the three related works across different datasets. For instance, De-VertiFL achieves a higher accuracy with MNIST (96%) compared to PyVertical’s 93%. Similarly, it surpasses Flower’s centralized framework in the Titanic dataset (80% accuracy versus 65%). Finally, in comparison to SplitNN on the Bank Marketing dataset, De-VertiFL records a 72%

TABLE II: Accuracy of De-VertiFL and Related Work for MNIST, Titanic, and Bank Marketing Datasets

Approach	Performance (%)	Dataset	Participants
De-VertiFL	≈96% Accuracy	MNIST	2
PyVertical [13]	≈93% Accuracy	MNIST	2
De-VertiFL	≈80% Accuracy	Titanic	3
Flower [11]	≈65% Accuracy	Titanic	3
De-VertiFL	≈70% F1-Score	Bank Marketing	2
SplitNN [15]	≈47% F1-Score	Bank Marketing	2

accuracy and an F1 score of 70%, while SplitNN achieves 47% F1-score.

In summary, De-VertiFL improves the performance of the literature not only in image classification tasks but also in binary classification, as demonstrated across the MNIST, FMNIST, Titanic, and Bank Marketing datasets. Its superior performance across these tasks positions De-VertiFL ahead of state-of-the-art methods.

## V. CONCLUSION AND FUTURE WORK

This work has designed and implemented De-VertiFL, a solution to train vertical FL models in an decentralized, privacy-preserving, and collaborative fashion among multiple participants, each holding distinct subsets of data features. De-VertiFL eliminates the need for a central server, thereby reducing potential single points of failure and enhancing data privacy. De-VertiFL was benchmarked against several state-of-the-art datasets, including MNIST, FMNIST, Titanic, and Bank Marketing. A pool of experiments has demonstrated the effectiveness of De-VertiFL across all datasets. In general, De-VertiFL outperformed or matched the performance of state-of-the-art centralized frameworks. More in detail, performance degradation was observed with increasing participants, primarily due to the more restricted view each participant had of the overall dataset. However, the introduction of hidden layer output and loss sharing helped mitigate some of these challenges.

As future work it is planned to study how to reduce the performance degradation as the number of participants increased. Novel strategies to enhance model performance even when the number of participants is large, potentially through more sophisticated aggregation methods or advanced network structures will be considered.

## ACKNOWLEDGMENTS

This work has been partially supported by (a) the Swiss Federal Office for Defense Procurement (armasuisse) with the

CyberMind project (CYD-C-2020003), (b) the University of Zürich UZH, and c) the strategic project CDL-TALENTUM from the Spanish National Institute of Cybersecurity (INCIBE) by the Recovery, Transformation, and Resilience Plan, Next Generation EU.

## REFERENCES

- [1] “Amount of data created daily,” 2024, accessed: 27 September 2024. [Online]. Available: <https://explodingtopics.com/blog/data-created-daily>
- [2] L. Li, Y. Fan, M. Tse, and K.-Y. Lin, “A review of applications in federated learning,” *Computers & Industrial Engineering*, vol. 149, p. 106854, 2020.
- [3] Q. Yang, Y. Liu, T. Chen, and Y. Tong, “Federated machine learning: Concept and applications,” *ACM Transactions on Intelligent Systems and Technology*, vol. 10, no. 2, 2019.
- [4] E. T. Martínez Beltrán, M. Q. Pérez, P. M. S. Sánchez, S. L. Bernal, G. Bovet, M. G. Pérez, G. M. Pérez, and A. H. Celdrán, “Decentralized federated learning: Fundamentals, state of the art, frameworks, trends, and challenges,” *IEEE Communications Surveys & Tutorials*, vol. 25, no. 4, pp. 2983–3013, 2023.
- [5] Y. Liu, Y. Kang, T. Zou, Y. Pu, Y. He, X. Ye, Y. Ouyang, Y.-Q. Zhang, and Q. Yang, “Vertical federated learning: Concepts, advances, and challenges,” *IEEE Transactions on Knowledge and Data Engineering*, vol. 36, no. 7, pp. 3615–3634, 2024.
- [6] Y. Liu, X. Zhang, and L. Wang, “Asymmetrical vertical federated learning,” *ArXiv*, 2020.
- [7] S. Banik, “Decentralizedvfl: Prototype design to train vertical federated learning models in a decentralized fashion,” <https://github.com/SabyasachiBanik/DecentralizedVFL>, 2024.
- [8] S. Yang, B. Ren, X. Zhou, and L. Liu, “Parallel distributed logistic regression for vertical federated learning without third-party coordinator,” *ArXiv*, 2019.
- [9] F. Fu, Y. Shao, L. Yu, J. Jiang, H. Xue, Y. Tao, and B. Cui, “Vf2boost: Very fast vertical federated gradient boosting for cross-enterprise learning,” in *Proceedings of the 2021 International Conference on Management of Data*. Association for Computing Machinery, 2021, p. 563–576.
- [10] B. Gu, Z. Dang, X. Li, and H. Huang, “Federated doubly stochastic kernel learning for vertically partitioned data,” *ArXiv*, 2020.
- [11] D. J. Beutel, T. Topal, A. Mathur, X. Qiu, J. Fernandez-Marques, Y. Gao, L. Sani, K. H. Li, T. Parcollet, P. P. B. de Gusmão, and N. D. Lane, “Flower: A friendly federated learning research framework,” *ArXiv*, 2022.
- [12] S. Feng, H. Yu, and Y. Zhu, “Mmvfl: A simple vertical federated learning framework for multi-class multi-participant scenarios,” *Sensors*, vol. 24, no. 2, p. 619, 2024.
- [13] D. Romanini, A. J. Hall, P. Papadopoulos, T. Titcombe, A. Ismail, T. Cebere, R. Sandmann, R. Roehm, and M. A. Hoeh, “Pyvertical: A vertical federated learning framework for multi-headed splitnn,” *ArXiv*, 2021.
- [14] P. M. Sánchez Sánchez, A. Huertas Celdrán, E. T. Martínez Pérez, D. Demeter, G. Bovet, G. Martínez Pérez, and B. Stiller, “Analyzing the robustness of decentralized horizontal and vertical federated learning architectures in a non-iid scenario,” *Applied Intelligence*, pp. 1–17, 2024.
- [15] I. Ceballos, V. Sharma, E. Mugica, A. Singh, A. Roman, P. Vepakomma, and R. Raskar, “Splitnn-driven vertical partitioning,” *ArXiv*, 2020. [Online]. Available: <https://arxiv.org/abs/2008.04137>