

# Understanding and Imitating Human-Robot Motion with Restricted Visual Fields

Maulik Bhatt<sup>1\*</sup>, HongHao Zhen<sup>2\*</sup>, Monroe Kennedy III<sup>2</sup>, Negar Mehr<sup>1</sup>

**Abstract**—When working around humans, it is important to model their perception limitations in order to predict their behavior more accurately. In this work, we consider agents with a limited field of view, viewing range, and ability to miss objects within viewing range (e.g., transparency). By considering the observation model independently from the motion policy, we can better predict the agent’s behavior by considering these limitations and approximating them. We perform a user study where human operators navigate a cluttered scene while scanning the region for obstacles with a limited field of view and range. Using imitation learning, we show that a robot can adopt a human’s strategy for observing an environment with limitations on observation and navigate with minimal collision with dynamic and static obstacles. We also show that this learned model helps it successfully navigate a physical hardware vehicle in real time. Code available at <https://github.com/labicon/HRMotion-RestrictedView>.

## I. INTRODUCTION

As robots become more ubiquitous, they need to be able to operate in environments and use tools designed for humans as well as predict the behavior of humans in their proximity. In order to predict the motion of a human, the capabilities and limitations of a human must be understood by the robot. One aspect is localized attention, where a human’s limited field of view and head orientation can be used as direct indicators of what the human is currently aware of from visual perception. In this work, we argue that accurately modeling, predicting, and imitating human behavior requires us to account for the inherent limitations in human perception and observation abilities.

Consider, for example, a humanoid robot whose motion-action and observation are distinct. To navigate an unknown environment, the robot must turn its head to be aware of static and dynamic obstacles in the environment [1]. Studies have been performed that observe the motion of human athletes while they play games such as basketball. In these tasks, it has been shown that the player’s attention can be inferred by approximating their gaze and can be good indicators of expected behavior [2], [3]. Even more generally, human intentions can be inferred from their gaze direction given their limited field of view [4]–[7]. These studies suggest that a human’s field of view and point of view play a key role in understanding human intentions and predicting their actions.

There has been extensive literature on learning from human demonstrations and imitating them. An agent’s policy

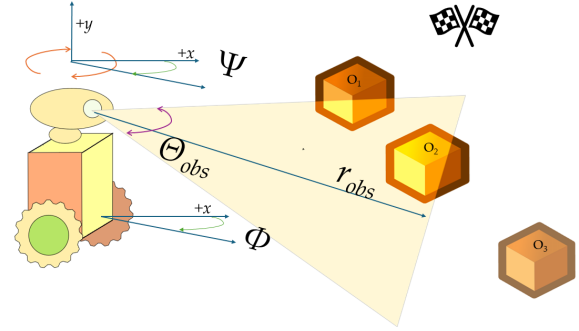


Fig. 1: **Illustrative Example.** We present a robotic agent whose motion policy and observation ability are decoupled. The robot may move its base (orientation  $\Phi$ ) and independently move its camera ( $\Psi$ ). The observation of the camera has a limited range  $r_{obs}$  and field of view  $\Theta_{obs}$  and the likelihood of observing an object ( $O_i$ ) within the field of view. The goal is to navigate to the goal without collision, and this work postulates that the correct modeling of both the policy and observation model is necessary to predict the motion behavior of the agent accurately.

can be approximated and replicated using methods from *Learning from Demonstration* [8]–[10]. By observing a demonstrator, the agent’s reward function can be inferred from their actions (Inverse Reinforcement Learning - IRL) [11]. Alternatively, one can directly learn and predict the actions of the agent using Behavior Cloning Strategies (BC) [12]–[15] or hybrid approaches where a discriminator must distinguish between artificial actions from a generator and actual demonstration actions, and the generator is capable of sufficiently confusing the discriminator is a trained agent [16], [17]. When it comes to BC methods, Diffusion models have seen a recent rise in their application to learning from the demonstration as actions are diffused from noise conditioned on observations and states and accommodate multi-modality [18]–[22]. While these models have proven to be successful in modeling human choices and intentions in a number of settings, we argue that to better model, predict, and imitate agents such as humans, we need to account for the perception capabilities and observation space of the agents as well. Leveraging these models, we argue that robots that can approximate the observation of another (human) agent, including the field of view, head/gaze/camera orientation, and the likelihood of observing an object, in addition to the motion policy, to better predict the actions of that agent since the agents’ motion policy will be conditioned

<sup>1</sup>Department of Mechanical Engineering, University of California, Berkeley, Berkeley, CA. Emails: {maulikbhatt, negar}@berkeley.edu

<sup>2</sup>Department of Mechanical Engineering, Stanford University, Stanford CA, USA. Emails: {honghao.zhen, monroek}@stanford.edu

\*Both authors contributed equally to this work.

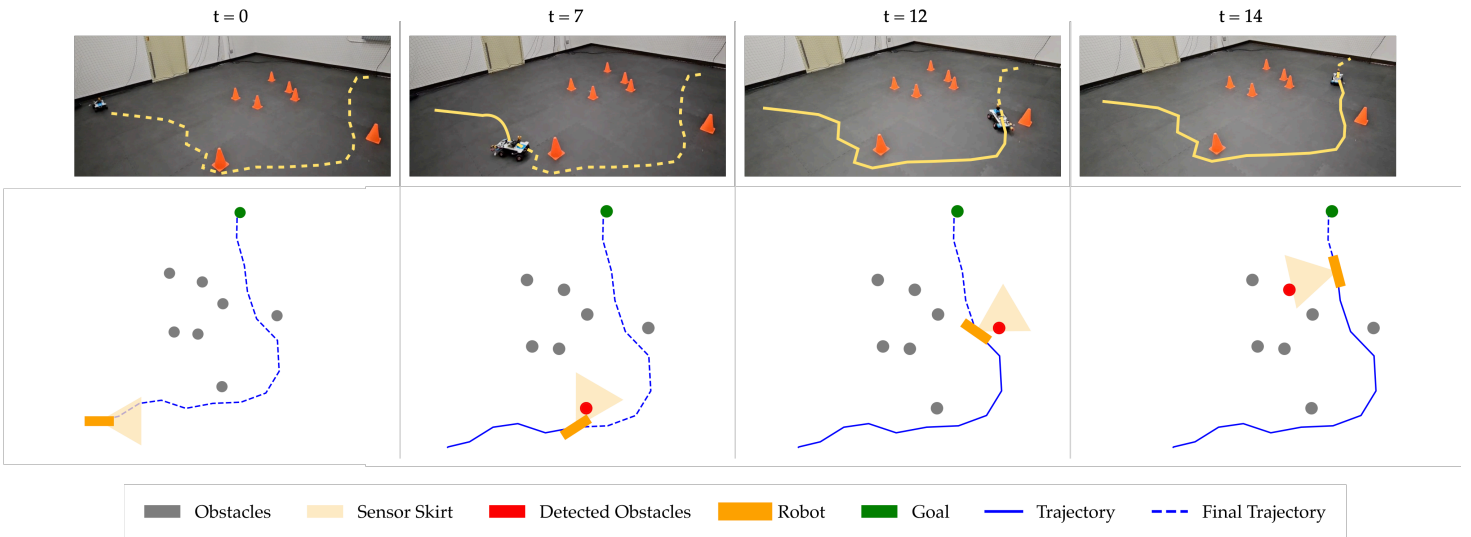


Fig. 2: We employ the diffusion policy learned from human data on a car. The car successfully navigates the environment with obstacles. Like humans, the car changes its observation direction to look around, detect obstacles, and avoid them while moving toward the goal in real-time.

on their observations.

Our key idea is that to better model, predict, and learn agents’ motion and policy, it is necessary to correctly model both the *observation model* of the agent and their policy. There are two key components that affect an agent’s perception of an environment, which ultimately affect an agent’s actions: (a) the field of view and range of the agent’s visual observation, which determines where the agent is looking and what it can potentially perceive, and (b) the likelihood of successfully detecting objects within that observation region by the agent. In this paper, we examine the role of these two components and show that we can infer and estimate these parameters using demonstration trajectories of an agent. We further show that by reasoning about these parameters and accounting for them, one can generate trajectories that closely mimic the demonstrated trajectories.

Our contributions are as follows: to better understand the relationship between an agent’s observation strategy and motion policy, we create a robotic agent with a limited field of view, view range, and likelihood of observing an obstacle and use the agent’s motion to infer these quantities. We consider three distinct scenarios, where each scenario involves one unknown: the parameters of the observation space, the probability of detecting obstacles within the agent’s field of view, or the agent’s motion policy, which depends on its observations. In all scenarios, we show that by accounting for the agent’s inherent observation limitations, we can more accurately model and predict its behavior. More specifically, we show that to infer the parameters of the observation space; one can use the cross-entropy [23] method to estimate the observation parameters accurately. We show that using Bayesian optimization [24], the probability of object detection within an agent’s field of view can be easily estimated. Finally, for inferring the policy of the agent, we show that the agent’s policy can be accurately imitated using diffusion models [19]. We illustrate this by

training a diffusion policy on human demonstrations of navigating an environment under a restricted field of view. We demonstrate our ability to predict and replicate human behavior for both observation and motion in the presence of static and dynamic obstacles. Finally, we deploy the imitated policy to physical hardware, showcasing a robot navigating a cluttered environment and exhibiting human-like behavior by dynamically rotating their field of view to detect obstacles.

## II. METHODOLOGY

### A. Problem Formulation

Consider an agent navigating in an environment with obstacles. The obstacles could be either stationary or moving. We use  $x_t \in \mathbb{R}^n$  to denote the state of the agent at time  $t \in \mathbb{N} \cup \{0\}$ , where is  $\mathbb{N} = \{1, 2, 3, \dots\}$  is the set of natural numbers. Note that here,  $n$  represents the agent’s state space dimension. Let the control action of the agent at time  $t$  be denoted by  $u_t \in \mathbb{R}^m$  where  $m$  is the dimension of the control space of the agent. We consider discrete deterministic dynamics for the agent denoted through a function  $f : \mathbb{R}^n \times \mathbb{R}^m \rightarrow \mathbb{R}^n$ ,

$$x_{t+1} = f(x_t, u_t). \quad (1)$$

We assume that we know the robot’s dynamics and that the agent has limited observation capabilities. The agent’s observation at time  $t$  is denoted via  $z_t \in \mathbb{R}^o$  where  $o$  is the dimension of the observation space of the agent. We assume that the agent has an observation space that determines the area of the environment the agent is looking towards. Furthermore, we assume that the agent has an inherent probability of observing something present in its observation area. The combined observation space and probability of observation determine the agent’s observation at each time, given the agent’s current state. Let the observation space parameter that determines the agent’s observation area be denoted by  $\theta \in \Theta$  where  $\Theta$  is the space of observation space parameters. Also, let the probability of observing a particular

observation be denoted by  $p_{obs} \in [0, 1]$ . Therefore, given that the agent's state is  $x_t$ , the probability of observing an observation  $z_t$  is denoted via

$$P(z_t|x_t; \theta, p_{obs}) = O(z_t|x_t; \theta, p_{obs}), \quad (2)$$

where  $O : \mathbb{R}^o \times \mathbb{R}^n \rightarrow [0, 1]$  is the observation function parameterized by parameters  $\theta$  and  $p_{obs}$ .

At each time  $t$ , based on the observation  $z_t$ , the agent takes a control action  $u_t$ . The probability of taking an action at each time  $t$  by the agent is captured through the agent policy, which we denote via  $\pi : \mathbb{R}^m \times \mathbb{R}^o \rightarrow [0, 1]$ ,

$$P(u_t|z_t; \theta_\pi) := \pi(u_t|z_t; \theta_\pi), \quad (3)$$

where  $\theta_\pi \in \Theta_\pi$  is the parameter that determines the policy for the agent. Here,  $\Theta_\pi$  is the space of policy parameters.

We use  $\tau$  to denote a trajectory of the agent as  $\tau = \{x_0, u_0, x_1, u_1, \dots, x_{T-1}, u_{T-1}, x_T\}$ , where  $T$  is the length of the trajectory. In this work, we assume that we have access to a set of  $N$  trajectories,  $\mathcal{D} = \{\tau_i\}_{i=1}^N$  exhibited by the agent in an environment. We aim to estimate the agent's observation space parameter  $\theta$  and policy parameter  $\theta_\pi$  based on the trajectory data to mimic human behaviors.

**Running Example:** To illustrate this idea, consider an agent with discrete dynamics (Eqn. (1)) navigating through an environment with obstacles to a goal (Figure 1). The agent visualizes the scene with a visual sensor parameterized by the range of vision ( $r_{obs}$ ), and the field of view ( $\theta_{obs}$ ). Obstacles in the field of view are not guaranteed to be seen (due to transparency and lack of visual features), which is captured by the detection probability  $p_{obs}$ . The motion of the agent is governed by the policy  $\pi(\cdot; \theta_\pi)$ , which controls a) the motion of the robot in the environment, and b) *the orientation of the visual sensor* denoted by  $\psi_{obs}$ . With these abilities and observation limitations, the agent navigates the cluttered environment trying to minimize collision with obstacles while reaching the goal.

Given this example, we look at three key problems: **1)** estimating the agent's observation space parameters, **2)** calculating the probability of detecting an obstacle within the field of view, and **3)** estimating the agent's motion policy for both displacement and sensor motion.

### B. Estimating the Observation Space

First, we discuss how we can estimate the parameters of the observation space of an agent  $\theta$  given a set of demonstrations of agent trajectories  $\mathcal{D}$ . We solve the problem through a maximum likelihood estimation approach. We make the following key assumption.

*Assumption 1:* During the estimation of the observation parameters  $\theta$ , we assume that the probability of observing an obstacle  $p_{obs}$  within an observation space and the agent's policy parameters  $\theta_\pi$  are known.

Given the knowledge of policy parameters for the agent and the probability of observing an obstacle, for a given initial state  $x_0$  and deterministic dynamics (1), we can compute the probability of observing a trajectory  $\tau$  under a specific value of  $\theta$  as

$$\begin{aligned} P(\tau; \theta) &= P(x_0) \prod_{t=0}^{T-1} P(x_{t+1}|x_t, u_t) \int P(z_t|x_t) P(u_t|z_t) dz_t \\ &= \prod_{t=0}^{T-1} \int O(z_t|x_t; \theta, p_{obs}) \pi(u_t|z_t; \theta_\pi) dz_t. \end{aligned} \quad (4)$$

**Remark 1:** It should be noted that the integration sign in (4) will turn into a summation if the observation space of the agent is discrete.

From now on, we omit denoting that integration is over  $z_t$  for the sake of brevity. From (4), we can compute the probability of the whole dataset  $\mathcal{D}$  as  $P(\mathcal{D}; \theta) = \sum_i^N P(\tau_i; \theta)$ . When dealing with probabilities, we typically prefer to maximize the log-likelihood of probabilities of all individual trajectories. Therefore, the problem of estimating  $\theta$  can equivalently written as

$$\theta^* = \arg \max_{\theta \in \Theta} \sum_{i=1}^N \sum_{t=0}^{T-1} \log \left( \int O(z_t, x_t; \theta, p_{obs}) \pi(u_t, z_t; \theta_\pi) \right). \quad (5)$$

Solving (5) requires taking the gradient of the cost function with respect to  $\theta$ , which would result in having to take the gradient of policy  $P(u_t|z_t)$  with respect to  $\theta$  where  $z_t$  depends on  $\theta$ . This is difficult because of the probabilistic dependencies of variables on each other. Therefore, we resort to black-box optimization techniques such as Bayesian optimization [24] and cross-entropy method [23], which find the optimal solutions based on evaluations of the function without requiring us to compute the gradient of the objective.

Bayesian optimization is a probabilistic model-based optimization technique used to optimize expensive objective functions to evaluate efficiently. In particular, we employ an open-source Python toolbox for Bayesian optimization [25] to solve (5). The Cross-Entropy Method is another optimization technique that iteratively samples random parameters, evaluates their performance, and refines the parameter distribution toward the optimal region [23].

In the following section, we provide an approach to estimate the probability of observation  $p_{obs}$  of the agent.

### C. Estimating the Probability of Observation

In order to estimate  $p_{obs}$  given a set of demonstration trajectories  $\mathcal{D}$ , we make the following assumption

*Assumption 2:* We assume the observation space parameters  $\theta$  and the agent's policy parameters,  $\theta_\pi$ , are known.

Under this assumption, we can compute the probability of a trajectory given a value of  $p_{obs}$ . Estimating  $p_{obs}$  can be cast as:

$$p_{obs}^* = \arg \max_{p_{obs} \in [0, 1]} \sum_{i=1}^N \sum_{t=0}^{T-1} \log \left( \int O(z_t, x_t; \theta, p_{obs}) \pi(u_t, z_t; \theta_\pi) \right). \quad (6)$$

The problem in (6) is similar to that of (5). Therefore, we can use the same black-box function optimization techniques, such as Bayesian optimization or cross-entropy methods.

### D. Estimating the Policy of the Agent

In order to infer and learn the policy of the agent given the dataset  $\mathcal{D}$ , we make the following key assumption:

*Assumption 3:* We assume that the observation space parameters  $\theta$  are known.

Under this assumption, the problem of estimating  $\theta_\pi$  can be treated as a behavior cloning problem, i.e., we aim to learn the policy  $\pi(\cdot; \theta_\pi)$  parameterized by  $\theta_\pi$  such that it imitates the provided data set  $\mathcal{D}$  in the best possible way. If the policy is a neural network, then  $\theta_\pi$  can be considered a neural network parameter.

State of the art in imitation learning is diffusion policies [20]. These methods model policy generation as a diffusion process, where an initial noisy signal or random trajectory is progressively refined toward optimal actions through iterative steps. As such, we adopt diffusion policies for mimicking the agent’s policy. We formulate policies such as Denoising Diffusion Probabilistic Models (DDPMs) conditioned on the state and observation of the agent. The detailed implementation for this method can be found in [20].

In the following section, we showcase the capabilities of our method through extensive numerical simulations.

### III. NUMERICAL SIMULATIONS

In this section, we present numerical simulations to showcase the importance of considering agents’ observation and perception capabilities when either learning from them or modeling their behavior. In this section, we consider synthetic settings where we have access to the ground-truth parameters which enable a comprehensive comparison and evaluation of our method. Then, in the next section, we consider human data and perform hardware experiments that leverage actual human data. We consider a unicycle agent with discrete dynamics

$$\begin{aligned} p_{t+1} &= p_t + h \cdot v_t \cos \phi_t^i, & q_{t+1} &= q_t + h \cdot v_t \sin \phi_t^i \\ \phi_{t+1} &= \phi + h \cdot \omega_t, \end{aligned} \quad (7)$$

where  $h$  is the duration of the time step,  $p_t$  and  $q_t$  are  $x$  and  $y$  coordinates of the positions in the 2D plane,  $\phi$  is the heading angle from positive  $x$ -axis,  $v_t$  is the forward velocity, and  $\omega_t$  is the angular velocity of the agent at time  $t$ .

We assume that the unicycle agent has a conical observation space parameterized by two observation parameters:  $r_{obs}$ , the radius of the cone, and  $\theta_{obs}$ , the angle of the cone. Furthermore, we assume that the agent detects an obstacle with a probability  $p_{obs}$ . A schematic of this setting has been provided in the Figure 3

First, we consider the problem of estimating observation space parameters of the unicycle agent,  $\theta = (r_{obs}, \theta_{obs})$ . We consider four different scenarios with different  $(r_{obs}, \theta_{obs})$  values and generate four datasets 500 trajectories each. During each trajectory generation, we randomly choose the location of the obstacles. We assume that the agent follows a known deterministic policy that is attractor-repulsor in nature, i.e., a policy that guides the agent to move toward the goal while avoiding obstacles. The visualization of one of the such trajectories is provided in Figure 3. We use the cross-entropy method to solve (5) and estimate the actual parameters  $(r_{obs}, \theta_{obs})$ . For each set of parameters, we provide the ground truth values and the estimated values in Table I. As it can be seen, our method can closely estimate the actual parameter values.

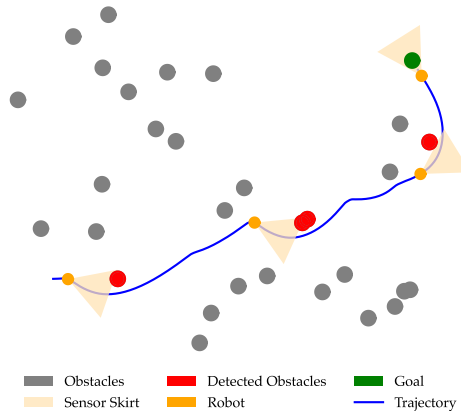


Fig. 3: Schematic for the unicycle navigation scenario with partial observations. The red triangle represents the unicycle. The gray circles represent the environmental obstacles, and the green represents the goal. The orange cone represents the observation space of the agent, which is parameterized by the radius of the cone ( $r_{obs}$ ) and the angle of the cone ( $\theta_{obs}$ ). Each obstacle lights up red when the agent observes the obstacle.

Scenario	Real( $r_{obs}, \theta_{obs}$ )	Estimated( $r_{obs}^*, \theta_{obs}^*$ )
1	(55, 0.785)	(55.11, 0.815)
2	(99, 1.571)	(99.94, 1.17)
3	(22, 1.047)	(22.09, 1.155)
4	(70, 0.524)	(70, 0.524)

TABLE I: Actual and estimated values of the observation space parameters

We further examine the trajectories that these estimated estimated  $\theta^* = (r_{obs}^*, \theta_{obs}^*)$  induce to examine how close they are to the demonstration data. We compute the Fréchet distance between the actual and predicted trajectories to investigate their similarity. The Fréchet distance is a good metric for comparing curves because it captures the overall shape and continuity by considering the closest possible continuous matching between the two curves.

Scenario	Normalized Fréchet Distance (Mean $\pm$ Std)
1	5.62 $\pm$ 12.17
2	20.07 $\pm$ 26.14
3	4.55 $\pm$ 10.43
4	3.4 $\pm$ 9.6

TABLE II: Average normalized Fréchet distance between 500 actual and predicted trajectories for scenarios in Table I

The Fréchet distances between actual and predicted trajectories for all scenarios are provided in Table II. As can be seen, for 3 of the four datasets, the estimated parameters are within about 5% of the interval to the original trajectories, while for Parameter 2, the value is 20%. These results confirm that by reasoning about the observation space and perception capabilities of the agent, mimic the agent behavior and generate agent trajectories that are close to the demonstrated trajectories.

Next, we estimate the probability of observing the obsta-

cles,  $p_{obs}$ . For this method, we consider the same policy as before, and we further assume access to the actual observation space parameters ( $r_{obs}, \theta_{obs}$ ). Same as before, we consider four different scenarios which correspond to four different values of  $p_{obs}$  to generate four datasets of 500 trajectories each. Same as before, we randomly choose the locations of obstacles during each trajectory. We employ the Bayesian optimization method to solve (6) and estimate the  $p_{obs}$  values. The actual values of  $p_{obs}$  and their corresponding estimated values are presented in Table III. Our method can predict the  $p_{obs}$  values within about 10% of the actual values at the least.

Scenario	Actual( $p_{obs}$ )	Estimated( $p_{obs}^*$ )
1	0.2	0.2209
2	0.4	0.4352
3	0.6	0.6140
4	0.8	0.8294

TABLE III: Actual and estimated values of observation probability,  $p_{obs}$

We further examine the trajectories that these estimated  $p_{obs}$  induce to examine how close they are to the demonstration data. The Fréchet distance between actual and predicted trajectories is provided in Table IV. As can be see, for all the datasets, the predicted trajectories using estimated probability values are within 5% of distance to the original trajectories, which confirms that our method learns a close and predictive value of  $p_{obs}$

Scenario	Normalized Fréchet Distance (Mean $\pm$ Std)
1	2.88 $\pm$ 3.21
2	4.95 $\pm$ 6.92
3	3.01 $\pm$ 6.20
4	2.55 $\pm$ 7.36

TABLE IV: Average normalized Fréchet distance between 500 actual and predicted trajectories for scenarios in Table III

Finally, we focus on estimating the agent’s policy. We generate a dataset of 500 trajectories with different obstacle configurations for all trajectories using the aforementioned attractor-repulsor policy with fixed values of  $r_{obs}, \theta_{obs}$ , and  $p_{obs}$ . We aim to learn a policy that best imitates the dataset. For this purpose we employ Diffusion policies where we learn an action diffusion policy that takes action based on observation and the agent’s current state. It should be noted that we do not have different scenarios for this part as we aim to learn only one policy. However, this can easily be extended to different policies. Using the learned diffusion policy, we induce a dataset of predicted trajectories. As before, we compute Fréchet distances between the actual and predicted trajectories. The average normalized Fréchet distance is  $3.47 \pm 9.31$ , confirming that the resulting trajectories resemble demonstration trajectories.

#### IV. IMITATING HUMAN BEHAVIOR

We collect human trajectory data to capture natural navigation strategies, aiming to predict and understand human actions for improved collaboration. By modeling these behaviors, our approach enables the system to anticipate and

adapt to human decision-making, enhancing its ability to operate effectively in dynamic and complex environments.

#### A. Godot Game Environment with Data Collection

To facilitate data collection from human participants, we developed a custom game platform using the Godot game engine in version 4.3 [26]. In this game, volunteers controlled a point-mass robot with the goal of navigating the environment, avoiding obstacles, and reaching a designated goal area.

1) *Environment Design and Game Mechanics*: The game environment consisted of a rectangular arena with a fixed starting point for the robot and a fixed goal location. Participants controlled the robot using standard keyboard inputs, enabling them to move in any direction. The robot’s speed was constrained to mimic realistic movement dynamics, adding further complexity to the task. Participants had to carefully balance speed with accuracy to avoid collisions while reaching the goal efficiently.

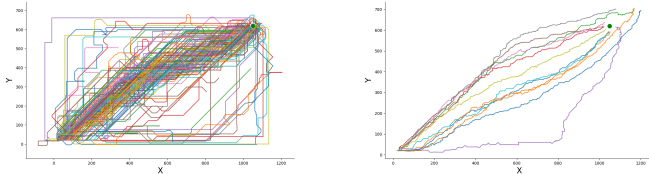
2) *Limited Field of View*: To simulate real-world constraints, participants’ vision was restricted to a cone-shaped field of view (similar to a flashlight beam). This limited their ability to observe the entire environment at once, as only obstacles within the cone were visible. However, the goal remained visible at all times, giving participants a consistent reference point to navigate toward.

The **field of view** had the following characteristics: a fixed  $\theta_{obs}$  in 45 degrees and fixed  $r_{obs}$ .

3) *Data Collection*: During the experiment, we recorded two critical types of trajectory data: **Agent Trajectory Data**: This included the position (x, y) and orientation ( $\psi$ ) of the human-controlled robot at each timestep. This data captured the full path taken by participants as they navigated toward the goal. **Obstacle Trajectory Data**: Both static and moving obstacles had their positions recorded throughout each trial. Static obstacles maintained constant positions, while dynamic obstacles followed specific motion patterns, which were also logged for later analysis. We used data from 8 participants to ensure a diverse set of navigation behaviors.

#### B. Transformer-Based Diffusion for Navigation

The collected human trajectory data serves as the foundation for training our navigation model, aimed at replicating human-like obstacle avoidance and goal-reaching strategies. We employ a transformer-based diffusion model with multi-head cross-attention to dynamically process the agent’s view and make real-time action predictions. The model uses a multi-head cross-attention mechanism, inspired by the Transformer architecture [27], within the class-conditional U-Net [28]. During testing, noisy action inputs and observation embeddings are processed through each U-Net layer. The cross-attention mechanism allows the model to focus on various aspects of the environment, such as obstacle proximity or goal direction, dynamically adapting to the most relevant features at each timestep. The model outputs the action changes, represented as  $\Delta x, \Delta y, \Delta \psi$



(a) Trajectories from human (b) Trajectories from inference

Fig. 4: Trajectories comparison between human data and model inference.

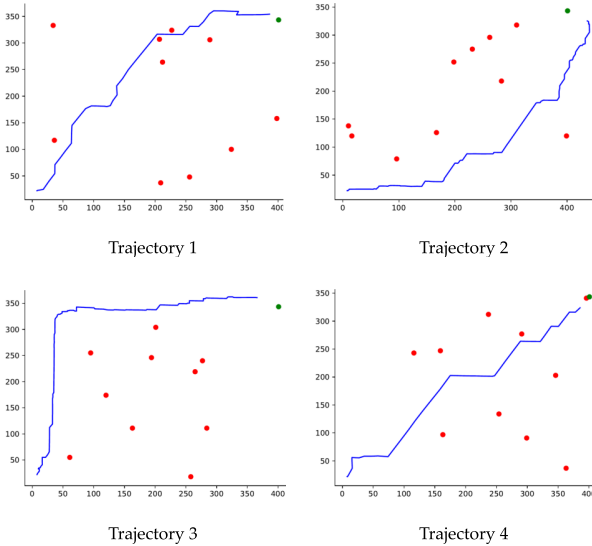


Fig. 5: Trajectories generation in unknown environment.

### C. Trajectory Generation and Validation

The experiment is designed in three parts to validate the model’s ability to replicate human-like obstacle avoidance and goal-reaching behavior:

1) *Original game environment*: The Fréchet distances between the actual and predicted trajectories (as shown in Figure 4) were computed using the method described in the numerical simulations section. The average normalized Fréchet distance was found to be  $11.3 \pm 0.06$ , indicating a strong alignment between the model’s trajectory predictions and human trajectories in the original game environment. Additionally, the minimum Fréchet distance observed was 4.48, demonstrating the model’s capability to closely replicate human-like navigation under certain conditions.

2) *Scaled-Down Lab Environment*: To demonstrate the agent’s ability to generalize beyond the training environment, we generated four scenarios with randomly positioned obstacles (See Fig. 5). In each scenario, the agent begins at the bottom-left corner and aims to reach the goal located at the top-right corner. These examples illustrate that the agent can adapt its trajectory to avoid obstacles while efficiently navigating toward the goal, dynamically controlling its observation space to prioritize obstacle avoidance in a manner that closely mimics human behavior, thereby showcasing its robustness in handling previously unseen environments.

## V. HARDWARE EXPERIMENT

To showcase the capabilities of our method in real-time robotic settings, we perform a hardware experiment with a car. We considered the setting of a car navigating through an environment with static obstacles. We aim to replicate the human behavior collected from data in Section IV.

We use bicycle dynamics to model the car:

$$\begin{aligned} p_{t+1} &= p_t + h \cdot v_t \cos \phi_t^i, & q_{t+1} &= q_t + h \cdot v_t \sin \phi_t^i \\ \phi_{t+1} &= \phi_t + \frac{v_t}{L} \cdot \tan(\delta_t), & \delta_{t+1} &= \delta_t + h \cdot \omega_t \\ \psi_{t+1} &= \psi_t + \Delta\psi_t, \end{aligned} \quad (8)$$

where  $p_t$  and  $q_t$  are  $x$  and  $y$  coordinates of the positions in the 2D plane,  $\phi_t$  is the heading angle from positive  $x$ -axis,  $v_t$  is the forward velocity,  $\delta_t$  is the steering angle,  $\psi_t$  is the orientation of the sensor skirt,  $\Delta\psi_t$  is the change in sensor skirt orientation, and  $\omega_t$  is the steering rate of the agent at time  $t$ . We employ the transformer diffusion model from Section IV for the bicycle dynamics. Note that output from trained diffusion policy is  $\Delta x, \Delta y, \Delta\psi$ . We use the following inputs for the bicycle from the diffusion model output

$$\begin{aligned} v_t &= K_v \cdot \|\delta x\|, & \phi_d &= \tan^{-1}(\Delta x_2, \Delta x_1) \\ \omega_t &= K_\omega \cdot (\phi_d - \phi_t), \end{aligned} \quad (9)$$

where  $\|\cdot\|$  represents the Euclidean norm,  $\Delta x_i$  is the  $i^{\text{th}}$  component of the vector  $\Delta x$ ,  $\phi_d$  is the desired heading angle for the robot to move towards the next waypoint, and  $K_v$  and  $K_\omega$  are hyperparameters tuned for the car. Furthermore, to make the policy real-time applicable, we use a Denoising Diffusion Implicit Models (DDIM) [29] based approach to speed up the denoising process. Instead of 100 DDPM steps, we use 10 DDIM steps followed by 10 DDPM steps to obtain control inputs for the car. This approach makes the policy applicable to the car in real-time. We use the VICON motion capture system to obtain real-time position updates for the car. We use open-source Robotics Operating System [30] to communicate with the car and send commands.

We employ the trained policy from humans on the car. The experiment results can be found in Figure 2. As can be seen, the car successfully navigates the environment with obstacles. Like humans, the car changes its observation direction to look around, detect obstacles, and avoid them while moving toward the goal in real-time.

## VI. CONCLUSIONS

In this work, we show that for agents who have limited observation characterized by a limited field of view and viewing distance who may not observe objects within the field of view, it is important to model these observation limitations in addition to the policy in order to correctly predict the motion and behavior of the agent. We demonstrated the utility of approximating these observation parameters for robots, and we showed that by observing humans navigating a cluttered scene, we could imitate their behavior both for motion and independent observation strategies, and we showed that this could be executed on physical robotic hardware.

## REFERENCES

- [1] K. Sohn and G. Jang, "Ground vehicle driving by full sized humanoid," *Journal of Intelligent & Robotic Systems*, vol. 99, no. 2, pp. 407–425, 2020.
- [2] G. Bertasius and J. Shi, "Using cross-model egosupervision to learn cooperative basketball intention," in *Proceedings of the IEEE International Conference on Computer Vision Workshops*, 2017, pp. 2355–2363.
- [3] G. Bertasius, A. Chan, and J. Shi, "Egocentric basketball motion planning from a single first-person image," in *Proceedings of the IEEE conference on computer vision and pattern recognition*, 2018, pp. 5889–5898.
- [4] K. Umemoto, T. Yamamoto, S. Nakamura, and K. Tanaka, "Search intent estimation from user's eye movements for supporting information seeking," in *Proceedings of the international working conference on advanced visual interfaces*, 2012, pp. 349–356.
- [5] P. Wei, Y. Liu, T. Shu, N. Zheng, and S.-C. Zhu, "Where and why are they looking? jointly inferring human attention and intentions in complex tasks," in *Proceedings of the IEEE conference on computer vision and pattern recognition*, 2018, pp. 6801–6809.
- [6] A. Belardinelli, "Gaze-based intention estimation: principles, methodologies, and applications in hri," *ACM Transactions on Human-Robot Interaction*, 2023.
- [7] S. Klingelschmitt, M. Platho, H.-M. Groß, V. Willert, and J. Eggert, "Combining behavior and situation information for reliably estimating multiple intentions," in *2014 IEEE Intelligent Vehicles Symposium Proceedings*. IEEE, 2014, pp. 388–393.
- [8] S. Schaal, "Learning from demonstration," *Advances in neural information processing systems*, vol. 9, 1996.
- [9] B. D. Argall, S. Chernova, M. Veloso, and B. Browning, "A survey of robot learning from demonstration," *Robotics and autonomous systems*, vol. 57, no. 5, pp. 469–483, 2009.
- [10] H. Ravichandar, A. S. Polydoros, S. Chernova, and A. Billard, "Recent advances in robot learning from demonstration," *Annual review of control, robotics, and autonomous systems*, vol. 3, no. 1, pp. 297–330, 2020.
- [11] A. Y. Ng, S. Russell *et al.*, "Algorithms for inverse reinforcement learning," in *Icml*, vol. 1, no. 2, 2000, p. 2.
- [12] M. Bain and C. Sammut, "A framework for behavioural cloning," in *Machine Intelligence 15*, 1995, pp. 103–129.
- [13] S. Ross, G. Gordon, and D. Bagnell, "A reduction of imitation learning and structured prediction to no-regret online learning," in *Proceedings of the fourteenth international conference on artificial intelligence and statistics*. JMLR Workshop and Conference Proceedings, 2011, pp. 627–635.
- [14] S. Dafny, J. A. Bagnell, and M. Hebert, "Learning transferable policies for monocular reactive mav control," in *2016 International Symposium on Experimental Robotics*. Springer, 2017, pp. 3–11.
- [15] F. Torabi, G. Warnell, and P. Stone, "Behavioral cloning from observation," *arXiv preprint arXiv:1805.01954*, 2018.
- [16] J. Ho and S. Ermon, "Generative adversarial imitation learning," *Advances in neural information processing systems*, vol. 29, 2016.
- [17] B. Kang, Z. Jie, and J. Feng, "Policy optimization with demonstrations," in *International conference on machine learning*. PMLR, 2018, pp. 2469–2478.
- [18] J. Sohl-Dickstein, E. Weiss, N. Maheswaranathan, and S. Ganguli, "Deep unsupervised learning using nonequilibrium thermodynamics," in *International conference on machine learning*. PMLR, 2015, pp. 2256–2265.
- [19] J. Ho, A. Jain, and P. Abbeel, "Denoising diffusion probabilistic models," *Advances in neural information processing systems*, vol. 33, pp. 6840–6851, 2020.
- [20] C. Chi, S. Feng, Y. Du, Z. Xu, E. Cousineau, B. Burchfiel, and S. Song, "Diffusion policy: Visuomotor policy learning via action diffusion," *arXiv preprint arXiv:2303.04137*, 2023.
- [21] T. Pearce, T. Rashid, A. Kanervisto, D. Bignell, M. Sun, R. Georgescu, S. V. Macua, S. Z. Tan, I. Momennejad, K. Hofmann *et al.*, "Imitating human behaviour with diffusion models," *arXiv preprint arXiv:2301.10677*, 2023.
- [22] E. Ng, Z. Liu, and M. Kennedy, "Diffusion co-policy for synergistic human-robot collaborative tasks," *IEEE Robotics and Automation Letters*, vol. 9, no. 1, pp. 215–222, 2024.
- [23] R. Y. Rubinfeld and D. P. Kroese, *The cross-entropy method: a unified approach to combinatorial optimization, Monte-Carlo simulation, and machine learning*. Springer, 2004, vol. 133.
- [24] J. Mockus, "The bayesian approach to global optimization," in *System Modeling and Optimization: Proceedings of the 10th IFIP Conference New York City, USA, August 31–September 4, 1981*. Springer, 2005, pp. 473–481.
- [25] F. Nogueira, "Bayesian Optimization: Open source constrained global optimization tool for Python," 2014–. [Online]. Available: <https://github.com/bayesian-optimization/BayesianOptimization>
- [26] Godot Engine Community, "Godot engine - free and open source game engine," <https://godotengine.org/>, 2024, version 4.3, Accessed: Sep. 15, 2024.
- [27] A. Vaswani, N. Shazeer, N. Parmar, J. Uszkoreit, L. Jones, A. N. Gomez, L. u. Kaiser, and I. Polosukhin, "Attention is all you need," in *Advances in Neural Information Processing Systems*, I. Guyon, U. V. Luxburg, S. Bengio, H. Wallach, R. Fergus, S. Vishwanathan, and R. Garnett, Eds., vol. 30. Curran Associates, Inc., 2017.
- [28] O. Ronneberger, P. Fischer, and T. Brox, "U-net: Convolutional networks for biomedical image segmentation," in *Medical Image Computing and Computer-Assisted Intervention – MICCAI 2015*, N. Navab, J. Hornegger, W. M. Wells, and A. F. Frangi, Eds. Cham: Springer International Publishing, 2015, pp. 234–241.
- [29] J. Song, C. Meng, and S. Ermon, "Denoising diffusion implicit models," *arXiv preprint arXiv:2010.02502*, 2020.
- [30] M. Quigley, K. Conley, B. Gerkey, J. Faust, T. Foote, J. Leibs, R. Wheeler, A. Y. Ng *et al.*, "Ros: an open-source robot operating system," in *ICRA workshop on open source software*, vol. 3, no. 3.2. Kobe, Japan, 2009, p. 5.