

# VLM2VEC: TRAINING VISION-LANGUAGE MODELS FOR MASSIVE MULTIMODAL EMBEDDING TASKS

Ziyan Jiang<sup>1\*</sup>, Rui Meng<sup>2</sup>, Xinyi Yang<sup>2</sup>, Semih Yavuz<sup>2</sup>, Yingbo Zhou<sup>2</sup>, Wenhua Chen<sup>1</sup>

<sup>1</sup>University of Waterloo, <sup>2</sup>Salesforce Research

ziyanjiang528@gmail.com, ruimeng@salesforce.com, wenhuchen@uwaterloo.ca

<https://tiger-ai-lab.github.io/VLM2Vec/>

## ABSTRACT

Embedding models have been crucial in enabling various downstream tasks such as semantic similarity, information retrieval, and clustering. Recently, there has been a surge of interest in developing universal text embedding models that can generalize across tasks (e.g., MTEB). However, progress in learning universal multimodal embedding models has been relatively slow despite its importance and practicality. In this work, we aim to explore the potential of building universal multimodal embeddings capable of handling a wide range of downstream tasks. Our contributions are two fold: (1) we propose MMEB (Massive Multimodal Embedding Benchmark), which covers 4 meta-tasks (i.e. classification, visual question answering, multimodal retrieval, and visual grounding) and 36 datasets, including 20 training datasets and 16 evaluation datasets covering both in-distribution and out-of-distribution tasks, and (2) `VLM2VEC` (Vision-Language Model  $\rightarrow$  Vector), a contrastive training framework that converts any vision-language model into an embedding model via contrastive training on MMEB. Unlike previous models such as CLIP or BLIP, which encodes text or images independently without any task instruction, `VLM2VEC` can **process any combination of images and text** to generate a fixed-dimensional vector **based on the given task instructions**. We build a series of `VLM2VEC` models on SoTA VLMs like Phi-3.5-V, LLaVA-1.6 and evaluate them on MMEB’s evaluation split. With LoRA tuning, `VLM2VEC` can achieve an improvement of 10% to 20% over existing multimodal embedding models on MMEB evaluation sets. We show that VLMs are secretly strong embedding models.

## 1 INTRODUCTION

Embeddings, or distributed representations, encode inputs (whether text or images) as fixed-dimensional vectors, enabling a range of downstream tasks. Since the advent of Word2Vec (Mikolov, 2013) and GloVe (Pennington et al., 2014), substantial research efforts have focused on learning textual embeddings (Kiros et al., 2015; Conneau et al., 2017) and image embeddings (Radford et al., 2021; Li et al., 2022; Jia et al., 2021; Yu et al., 2022). These embeddings facilitate a variety of applications, including textual and visual semantic similarity (Agirre et al., 2012; Marelli et al., 2014; Chechik et al., 2010; Cer et al., 2017), information retrieval (Mittra et al., 2017; Karpukhin et al., 2020; Lin et al., 2014), automatic evaluation (Zhang et al., 2020; Sellam et al., 2020), prompt retrieval for in-context learning (Liu et al., 2022; Rubin et al., 2022; Hongjin et al., 2022), and retrieval-augmented generation (Lewis et al., 2020; Guu et al., 2020; Izacard & Grave, 2020). A recent shift in research has focused on developing universal embeddings that can generalize across a wide range of tasks. For instance, Muennighoff et al. (2023) introduced MTEB (Massive Text Embedding Benchmark) to comprehensively assess text embeddings across tasks such as classification and clustering. MTEB has become the standard for evaluating universal text embeddings. Recent works (Wang et al., 2022a; Su et al., 2023; Wang et al., 2024; Springer et al., 2024; BehnamGhader et al., 2024) have demonstrated promising results on the MTEB benchmark. However, progress in multimodal embeddings has been relatively slower. Despite advancements

\*Work done during an internship at University of Waterloo in collaboration with Salesforce Research. Corresponding authors are Ziyan Jiang, Rui Meng and Wenhua Chen

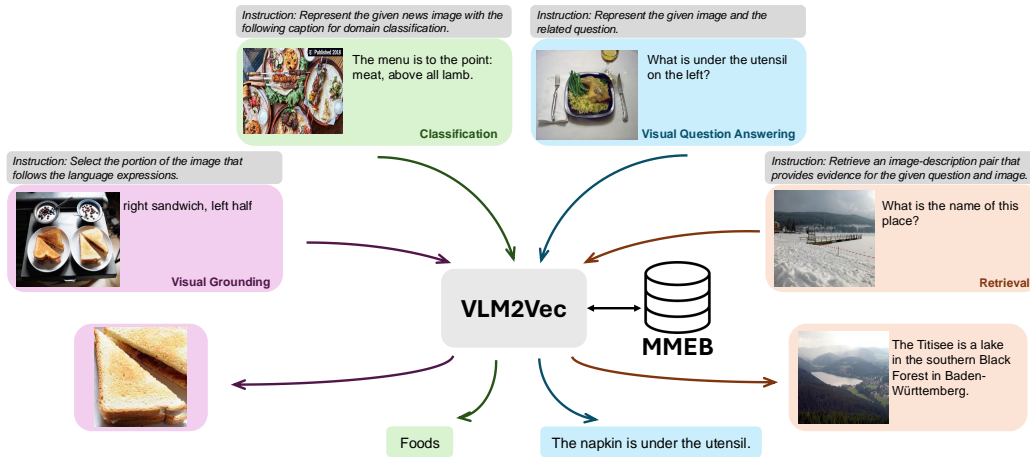


Figure 1: We develop a universal multimodal embedding benchmark, MMEB, along with  $V_{LM2VEC}$ , an embedding model adapted from vision-language models (VLMs).  $V_{LM2VEC}$  is capable of following instructions and performing various multimodal embedding tasks, accommodating any combination of image and text modalities.

in text embeddings, the lack of both benchmarks and methodologies in the multimodal embedding domain remains a challenge.

Current research in multimodal embeddings faces two primary limitations: (1) existing studies typically evaluate visual embeddings on isolated tasks, such as ImageNet classification (Deng et al., 2009; Hendrycks et al., 2021a;b) or MSCOCO/Flickr retrieval (Lin et al., 2014; Plummer et al., 2015); (2) most existing models, such as CLIP (Radford et al., 2021), BLIP (Li et al., 2022), and SigLIP (Zhai et al., 2023), either process text and images separately or perform shallow fusion of visual and textual information (Wei et al., 2023), limiting their ability to fully capture the relationships between text and image modalities. Furthermore, these models exhibit limited reasoning and generalization capabilities, particularly in zero-shot scenarios for complex reasoning tasks.

In this paper, we attempt to build an universal multimodal embedding framework to pave road for the future research, which consists of two efforts:

- **MMEB:** We introduce a novel benchmark, MMEB (Massive Multimodal Embedding Benchmark), which includes 36 datasets spanning four meta-task categories: classification, visual question answering, retrieval, and visual grounding. MMEB provides a comprehensive framework for training and evaluating embedding models across various combinations of text and image modalities. All tasks are reformulated as ranking tasks, where the model follows instructions, processes a query, and selects the correct target from a set of candidates. The query and target can be an image, text, or a combination of both. MMEB is divided into 20 in-distribution datasets, which can be used for training, and 16 out-of-distribution datasets, reserved for evaluation.

-  **$V_{LM2VEC}$ :** We adopt the pre-trained vision-language models like Phi-3.5-V (Abdin et al., 2024) and LLaVA-1.6 (Li et al., 2024) as the backbone for  $V_{LM2VEC}$ . In contrast to other multimodal embedding models like UniIR (Wei et al., 2023) and MagicLens (Zhang et al., 2024), which rely on late fusion of CLIP (Radford et al., 2021) features, our approach leverages the deep integration of vision and language features within a transformer architecture. There are several advantages to this approach: (1) VLMs are trained on massive multimodal datasets and can handle any combination of images and text, as well as high-resolution images and long text inputs; (2) vision and language features are deeply fused in the transformer model, improving the model’s ability to capture cross-modal relationships; and (3) these models are well-suited for generalizing across diverse tasks, particularly those requiring instruction-following capabilities. These factors make  $V_{LM2VEC}$  an ideal choice for task generalization. We trained  $V_{LM2VEC}$  on the 20 MMEB training datasets using contrastive learning and compared its performance with various baselines.

Following extensive contrastive training, **VLM2VEC can handle any combination of images and text, producing fixed-dimensional vectors.** We evaluate  $V_{LM2VEC}$  against a wide array of multimodal embedding models, including CLIP (Radford et al., 2021), BLIP2 (Li et al., 2023a), SigLIP (Zhai et al., 2023), MagicLens (Zhang et al., 2024), UniIR (Wei et al., 2023) and E5-V (Jiang et al., 2024), demonstrating consistent improvements across all task categories. Notably, compared to the best baseline model without fine-tuning, our model achieves a 18.2 point improvement (from 44.7 to 62.9) across all 36 MMEB datasets and a 15.4-point increase (from 41.7 to 57.1) on 16 out-of-distribution datasets for zero-shot evaluation. Compared to the best baseline model with fine-tuning, our model achieves a 15.7 point improvement (from 47.2 to 62.9) across all 36 MMEB datasets and a 14.0-point increase (from 43.1 to 57.1) on 16 out-of-distribution datasets for zero-shot evaluation. Moreover, as a general multimodal representation model,  $V_{LM2VEC}$  can still achieve competitive zero-shot T2I (Text-to-Image) and I2T (Image-to-Text) performance on Flickr30K compared to existing CLIP-like models, as presented in Table 11.

## 2 MMEB: A BENCHMARK FOR MULTIMODAL EMBEDDINGS

### 2.1 DATASET OVERVIEW

We present MMEB (Massive Multimodal Embedding Benchmark), a comprehensive benchmark designed to evaluate multimodal embeddings across a diverse set of tasks. MMEB consists of 36 datasets organized into four meta-tasks: classification, visual question answering, retrieval, and visual grounding. Each task is reformulated as a ranking problem, where the model is provided with an instruction and a query (which may consist of text, images, or both) and is tasked with selecting the correct answer from a set of candidates. These candidates could be text, images, or additional instructions. The datasets are divided into two categories: 20 in-distribution datasets for training and 16 out-of-distribution datasets for evaluation. We report performance metrics across all 36 tasks. An overview of MMEB is provided in Figure 2 and the dataset statistics are provided in Table 1.

The embedding models are supposed to compress the query side into a vector and the target candidates into a set of vectors. The candidate with the highest dot-product will be selected as the prediction for evaluation. We measure the Precision@1 to reflect the percentage of top candidate matching the groundtruth. For the number of target candidates, a higher count could increase evaluation costs and hinder rapid model iteration, while a lower count might make the benchmark too simple and prone to saturation. To strike a balance between these extremes, we have chosen 1,000 candidates. Further details about this decision can be found in Section A.2.

MMEB offers a wide range of tasks from various domains, such as common, news, Wikipedia, web, and fashion. The benchmark incorporates diverse combinations of modalities for both queries and targets, including text, images, and text-image pairs. Additionally, tasks are designed to follow different types of instructions. For instance, tasks may involve object recognition (e.g., “*Identify the object shown in the image.*”), retrieval (e.g., “*Find an image that matches the given caption.*”), or visual grounding (e.g., “*Select the portion of the image that answers the question.*”). Examples for each dataset in MMEB are provided in Tables 7, 8, 9 and 10. The diversity in MMEB makes it an ideal testbed for universal embeddings.

### 2.2 META-TASK AND DATASET DESIGN

MMEB is organized into four primary meta-task categories:

**Classification** The query consists of an instruction, an image, optionally accompanied by related text, while the target is the class label. The number of candidates equals the number of classes.

**Visual Question Answering** The query consists of an instruction, an image, and a piece of text as the question, while the target is the answer. Each query has 1 ground truth and 999 distractors as candidates.

**Information Retrieval** Both the query and target sides can involve a combination of text, images, and instructions. Each query has 1 ground truth and 999 distractors as candidates.

**Visual Grounding** The category is adapted from object detection tasks. The query combines an instruction (e.g., “*Select the portion of the image that isolates the object of the given label: red*”

Table 1: The statistics of MMEB: 36 datasets across 4 meta-task categories, with 20 in-distribution datasets used for training and 16 out-of-distribution datasets used exclusively for evaluation.

Meta-Task	Dataset	Query	Target	OOD?	#Training	#Eval	#Candidates
Classification (10 Tasks)	ImageNet-1K	I	T		100K	1000	1000
	N24News	I + T	I		49K	1000	24
	HatefulMemes	I	T		8K	1000	2
	VOC2007	I	T		8K	1000	20
	SUN397	I	T		20K	1000	397
	Place365	I	T	✓	-	1000	365
	ImageNet-A	I	T	✓	-	1000	1000
	ImageNet-R	I	T	✓	-	1000	200
	ObjectNet	I	T	✓	-	1000	313
	Country-211	I	T	✓	-	1000	211
VQA (10 Tasks)	OK-VQA	I + T	T		9K	1000	1000
	A-OKVQA	I + T	T		17K	1000	1000
	DocVQA	I + T	T		40K	1000	1000
	InfographicVQA	I + T	T		24K	1000	1000
	ChartQA	I + T	T		28K	1000	1000
	Visual7W	I + T	T		70K	1000	1000
	ScienceQA	I + T	T	✓	-	1000	1000
	VizWiz	I + T	T	✓	-	1000	1000
	GQA	I + T	T	✓	-	1000	1000
	TextVQA	I + T	T	✓	-	1000	1000
Retrieval (12 Tasks)	VisDial	T	I		123K	1000	1000
	CIRR	I + T	I		26K	1000	1000
	VisualNews_t2i	T	I		100K	1000	1000
	VisualNews_i2t	I	T		100K	1000	1000
	MSCOCO_t2i	T	I		100K	1000	1000
	MSCOCO_i2t	I	T		113K	1000	1000
	NIGHTS	I	I		16K	1000	1000
	WebQA	T	I + T		17K	1000	1000
	OVEN	I + T	I + T	✓	-	1000	1000
	FashionIQ	I + T	I	✓	-	1000	1000
	EDIS	T	I + T	✓	-	1000	1000
	Wiki-SS-NQ	T	I	✓	-	1000	1000
Visual Grounding (4 Tasks)	MSCOCO	I + T	I		100K	1000	1000
	Visual7W-Pointing	I + T	I	✓	-	1000	1000
	RefCOCO	I + T	I	✓	-	1000	1000
	RefCOCO-Matching	I + T	I + T	✓	-	1000	1000

apple”) with the full image. This instruction guides the model to focus on a specific object within the image. Each candidate corresponds to cropped regions (bounding boxes) of the image, including both the object of interest and distractor regions. Each query includes 1,000 candidates: 1 ground truth and 999 distractors. These distractors may include hard negatives from the same object class, other objects in the image, or random objects from different images.

Further details on dataset processing can be found in Section A.1.

### 3 VLM2VEC: TRANSFORMING LVMS TO EMBEDDERS

#### 3.1 CONTRASTIVE TRAINING

We develop VLM2VEC, a contrastive training framework designed to convert any state-of-the-art vision-language model into an embedding model, as illustrated in Figure 3. A relevant query-target pair is denoted as  $(q, t^+)$ . Both  $q$  and  $t^+$  could be either single image, text or single image + text. We define  $q : (q_t, q_i)$  and  $t^+ : (t_t^+, t_i^+)$ .

We then apply the instruction to the original query  $q$  to generate a new one  $q_{inst}$ :

$$q_{inst} = [\text{IMAGE\_TOKEN}] \text{Instruct: } \{task\_definition\} \backslash n \text{Query: } \{q\} \tag{1}$$

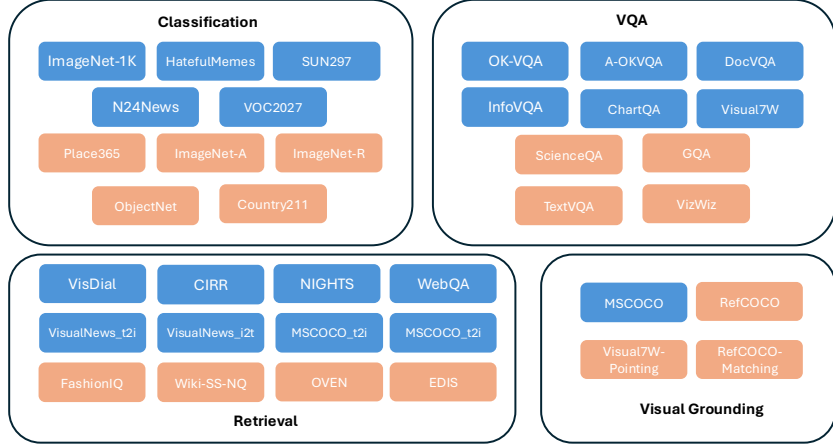


Figure 2: An overview of the tasks and datasets in MMEB. MMEB includes four meta-tasks and 36 datasets: 20 in-distribution datasets (blue) used for training and 16 out-of-distribution (orange) datasets used exclusively for evaluation.

where “ $\{task\_definition\}$ ” is a placeholder for a one-sentence description of the embedding task. To enhance the embedding model’s generalizability by better understanding instructions, we have crafted task-specific instructions, as shown in Tables 7, 8, 9 and 10.

Given a pretrained VLM, we feed query and target into it to obtain the query and target embeddings ( $\mathbf{h}_{q_{inst}}, \mathbf{h}_{t+}$ ) by taking the last layer vector representation of the last token. To train the embedding model, we adopt the standard InfoNCE loss  $\mathcal{L}$  over the in-batch negatives and hard negatives:

$$\min \mathcal{L} = -\log \frac{\phi(\mathbf{h}_{q_{inst}}, \mathbf{h}_{t+})}{\phi(\mathbf{h}_{q_{inst}}, \mathbf{h}_{t+}) + \sum_{t^- \in \mathbb{N}} (\phi(\mathbf{h}_{q_{inst}}, \mathbf{h}_{t^-}))} \quad (2)$$

where  $\mathbb{N}$  denotes the set of all negatives, and  $\phi(\mathbf{h}_q, \mathbf{h}_t)$  is a function that computes the matching score between query  $q$  and target  $t$ . In this paper, we adopt the temperature-scaled cosine similarity function as  $\phi(\mathbf{h}_q, \mathbf{h}_t) = \exp(\frac{1}{\tau} \cos(\mathbf{h}_q, \mathbf{h}_t))$ , where  $\tau$  is a temperature hyper-parameter.

### 3.2 INCREASING BATCH SIZE THROUGH GRADCACHE

Since hard negatives are often difficult or ambiguous to collect for most multimodal datasets, using larger batch sizes becomes crucial. This increases the number of in-batch random negatives, which in turn helps improve the performance of the embedding model.

A bottleneck lies in the GPU memory that limits us from increasing the batch size and the number of in-batch random negatives during training, as each training instance may include one image (either from the query or target side) or multiple images (from both query and target sides), resulting in substantial memory consumption. We apply GradCache (Gao et al., 2021a), a gradient caching technique that decouples backpropagation between contrastive loss and the encoder, removing encoder backward pass data dependency along the batch dimension.

Mathematically, supposed we have a large batch of queries  $\mathcal{Q}$ , and we divide it into a set of sub-batches, each of which can fit into memory for gradient computation:  $\mathcal{Q} = \{\hat{\mathcal{Q}}_1, \hat{\mathcal{Q}}_2, \dots\}$ . There are two major steps: “Representation Gradient Computation and Caching” and “Sub-batch Gradient Accumulation”. First, gradient tensors within each subbatch is calculated and stored:  $\mathbf{u}_i = \frac{\partial \mathcal{L}}{\partial f(q_i)}$ .

Then gradients are accumulated for encoder parameters across all sub-batches:

$$\frac{\partial \mathcal{L}}{\partial \Theta} = \sum_{\hat{\mathcal{Q}}_j \in \mathcal{Q}} \sum_{q_i \in \hat{\mathcal{Q}}_j} \frac{\partial \mathcal{L}}{\partial f(q_i)} \frac{\partial f(q_i)}{\partial \Theta} = \sum_{\hat{\mathcal{Q}}_j \in \mathcal{Q}} \sum_{q_i \in \hat{\mathcal{Q}}_j} \mathbf{u}_i \frac{\partial f(q_i)}{\partial \Theta} \quad (3)$$

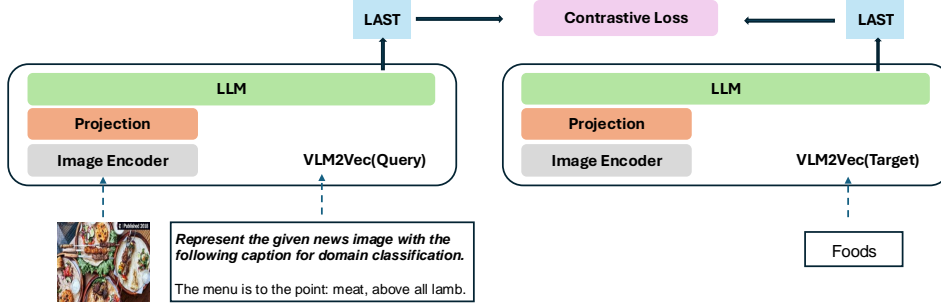


Figure 3:  $V_{LM2VEC}$  uses a VLM as the backbone to deeply integrate image and text features. It is trained with a contrastive loss between the query and target, following task-specific instructions. The training data consists of diverse combinations of modalities on both the query and target sides, which may include images, text, or image-text pairs.

## 4 EXPERIMENTS

In this section, we adopt Phi-3.5-V and LLaVA-1.6 as the backbone VLMs, with training conducted via either full model fine-tuning or LoRA. The temperature for the loss function is set to 0.02, with a batch size of 1,024, a maximum text length of 256 tokens, and 2K training steps. The LoRA variant uses a rank of 8. For  $V_{LM2VEC}$  leveraging Phi-3.5-V as the backbone, we configure the number of sub-image crops to 4. For  $V_{LM2VEC}$  using LLaVA-1.6 as the backbone, we resize the input images to a uniform resolution, employing two setups: a high-resolution configuration of  $1344 \times 1344$  and a low-resolution configuration of  $336 \times 336$ .

For the 20 training datasets, if a dataset contains more than 50K samples, we randomly select 50K for consistency, resulting in a total training set of 662K data points. When using GradCache, we set a sub-batch size of 4 to enable full model tuning, with the total batch size accumulated to 1,024. All experiments were run on 8 H100 GPUs.

We report Precision@1 for all models in Table 2. It measures the ratio of positive candidates being ranked in the top place for all queries.

### 4.1 BASELINES

Four groups of baselines are reported in this study.

**CLIP-family:** We utilize vision/language encoders such as CLIP (Radford et al., 2021), OpenCLIP (Cherti et al., 2023), SigLIP (Zhai et al., 2023), and BLIP2 (Li et al., 2023a) as our baseline. Due to the length limitations of the text encoder, some queries or target text in certain tasks may be truncated. We apply score-level fusion by combining multimodal features using element-wise addition with equal weights ( $w_1 = w_2 = 1$ ). We do not use instructions, as they could potentially degrade performance. For more details, please refer to Section 4.3.4.

**UniIR:** UniIR (Wei et al., 2023) is a unified, instruction-guided multimodal retriever designed to handle eight different retrieval tasks across multiple modalities. The model builds on CLIP and BLIP, employing shallow fusion techniques such as score-level and feature-level fusion to integrate modalities. In this study, we use the CLIP\_SF and BLIP\_FF variations as baselines.

**MagicLens:** MagicLens (Zhang et al., 2024) is a self-supervised image retrieval model capable of handling open-ended instructions. It utilizes a dual-encoder architecture with shared parameters, initializing the vision and language encoders with either CoCa or CLIP. The model uses a multi-head attention pooler to unify multimodal inputs into a single embedding. For this study, we report results using the CLIP-Large backbone.

**E5-V:** E5-V (Jiang et al., 2024) is a contemporary model that also leverages vision-language models for multimodal embedding tasks. It proposes a single-modality training approach, where the model is trained exclusively on text pairs. In contrast, our model is trained on multimodal pairs, which include various combinations of image and text modalities on both the query and target sides.

For all our baselines, we first use their original versions. Additionally, we have fine-tuned both CLIP and OpenCLIP on MMEB training datasets. We adopt the same experimental configurations as  $V_{LM2VEC}$  to ensure a fair comparison. For the remaining baseline models, UniIR and MagicLens also utilize a shallow fusion approach based on CLIP models, with their primary contribution being the datasets they were trained on. E5-V proposes training exclusively on text pairs, making it unsuitable for fine-tuning on our datasets. Therefore, we have not included the fine-tuned versions of these three models in this comparison.

#### 4.2 MAIN RESULT

Table 2: Results on the MMEB benchmark. The scores are averaged per meta-task. For detailed scores per dataset, see Table 6. We include baselines with and without fine-tuning on MMEB training datasets and our models with LLaVA-1.6 and Phi-3.5 backbones. FFT means fully fine-tuned.

Model	Per Meta-Task Score				Average Score		
	Classification	VQA	Retrieval	Grounding	IND	OOD	Overall
# of datasets →	10	10	12	4	20	16	36
<i>Baseline Models (No Fine-tuning on MMEB Training)</i>							
CLIP (Radford et al., 2021)	42.8	9.1	53.0	51.8	37.1	38.7	37.8
BLIP2 (Li et al., 2023a)	27.0	4.2	33.9	47.0	25.3	25.1	25.2
SigLIP (Zhai et al., 2023)	40.3	8.4	31.6	59.5	32.3	38.0	34.8
OpenCLIP (Cherti et al., 2023)	47.8	10.9	52.3	53.3	39.3	40.2	39.7
UniIR (BLIP-FF) (Wei et al., 2023)	42.1	15.0	60.1	62.2	44.7	40.4	42.8
UniIR (CLIP-SF) (Wei et al., 2023)	44.3	16.2	61.8	65.3	47.1	41.7	44.7
E5-V (Jiang et al., 2024)	21.8	4.9	11.5	19.0	14.9	11.5	13.3
Magiclens (Zhang et al., 2024)	38.8	8.3	35.4	26.0	31.0	23.7	27.8
<i>Baseline Models (Fine-tuning on MMEB Training)</i>							
CLIP-FFT	55.2	19.7	53.2	62.2	47.6	42.8	45.4
OpenCLIP-FFT	<u>56.0</u>	<u>21.9</u>	<u>55.4</u>	<u>64.1</u>	<u>50.5</u>	<u>43.1</u>	<u>47.2</u>
<i>Ours (<math>V_{LM2VEC}</math>)</i>							
Phi-3.5-V, FFT (bs=1024)	52.8	50.3	57.8	72.3	62.8	47.4	55.9
Phi-3.5-V, LoRA (bs=1024)	54.8	<b>54.9</b>	62.3	79.5	66.5	52.0	60.1
LLaVA-1.6, LoRA (bs=1024, res=336×336)	54.7	50.3	56.2	64.0	61.0	47.5	55.0
LLaVA-1.6, LoRA (bs=1024, res=1344×1344)	<b>61.2</b>	49.9	<b>67.4</b>	<b>86.1</b>	<b>67.5</b>	<b>57.1</b>	<b>62.9</b>
Δ - Best baseline (No Fine-tuning)	+16.9	+33.7	+5.6	+20.8	+20.4	+15.4	+18.2
Δ - Best baseline (Fine-tuning)	+5.2	+28.0	+12.0	+22.0	+17.0	+14.0	+15.7

From Table 2, the best variant of  $V_{LM2VEC}$  leverages LLaVA-1.6, is trained with LoRA, and processes input images at a relatively high resolution of  $1344 \times 1344$ . It achieves an average precision@1 of 62.9% across all 36 datasets from MMEB. Additionally, it maintains an average precision@1 of 57.1% on 16 out-of-distribution tasks in zero-shot evaluation, suggesting strong generalization ability. This indicates that our model, when well-trained on datasets from diverse task categories, domains, and modality combinations, can effectively follow instructions to align the visual and text spaces and generalize well to unseen tasks. It is important to emphasize that LLaVA-1.6 (Li et al., 2024) has a transparent pre-training data recipe and nearly no overlap with our MMEB OOD datasets. This demonstrates that the strong zero-shot results achieved by  $V_{LM2VEC}$  are not attributable to prior exposure of the LLaVA-1.6 backbone to the OOD datasets. When using the same backbone, the full fine-tuning variant achieves slightly lower scores than the LoRA version. For a detailed discussion comparing full fine-tuning and LoRA, please refer to Section 4.3.1.

Compared to other baseline models, with or without fine-tuning on MMEB training data, our model demonstrates consistent improvements. Compared to the best baseline model without fine-tuning, our model achieves a 18.2 point improvement (from 44.7 to 62.9) across all 36 MMEB datasets and a 15.4-point increase (from 41.7 to 57.1) on 16 out-of-distribution datasets for zero-shot evaluation. Compared to the best baseline model with fine-tuning, our model achieves a 15.7 point improvement (from 47.2 to 62.9) across all 36 MMEB datasets and a 14.0-point increase (from 43.1 to 57.1) on 16 out-of-distribution datasets for zero-shot evaluation. Additionally, unlike the baseline models, which fail to demonstrate reasonable performance across all different task categories,  $V_{LM2VEC}$  achieves relatively strong performance (at least 50%) across all four meta-task categories. This highlights its capability to handle a wide range of multimodal embedding tasks effectively.

### 4.3 RESULT ANALYSIS

To train an effective and generalizable multimodal embedding, various factors need to be considered, ranging from the data to the training setup. In this section, we present detailed ablation studies on these factors. We will discuss two training setups: Full Fine-Tuning vs. LoRA, along with Training parameters, and two topics related to data: Meta-task generalization and Impact of instructions.

#### 4.3.1 FULL FINE-TUNING VS. LORA

When fine-tuning the VLMs, a key decision is whether to conduct full fine-tuning, which updates all parameters in the model, or to use a parameter-efficient method such as LoRA. We compare the performance of fully fine-tuned  $V_{LM2VEC}$  with its LoRA variants at different ranks. The training and data setups are kept consistent across all models. We observe that LoRA achieves better performance when the rank is appropriately configured.

Table 3: We compare the performance of fully fine-tuned  $V_{LM2VEC}$  with its LoRA variants at different ranks. LoRA can achieve better performance when the rank is appropriately configured. All the models utilize Phi-3.5-V as their backbone.

Model	Meta-Task Average Score				Average Score		
	Classification	VQA	Retrieval	Grounding	IND	OOD	Overall
# of datasets →	10	10	12	4	20	16	36
Full Fine-Tuning (bs=256)	50.4	46.4	52.6	68.6	57.9	44.7	52.0
LoRA r = 4 (bs=256)	52.7	<b>53.6</b>	<b>60.1</b>	<b>80.2</b>	<b>64.9</b>	<b>50.4</b>	<b>58.4</b>
LoRA r = 8 (bs=256)	<b>52.9</b>	52.5	60.3	80.0	64.2	50.8	58.2
LoRA r = 16 (bs=256)	51.1	40.5	52.0	72.5	54.9	45.8	50.8
LoRA r = 32 (bs=256)	50.6	47.8	53.9	72.5	58.9	46.5	53.4

#### 4.3.2 TRAINING PARAMETERS

During our experiments, we identified three key parameters that significantly impact the performance of  $V_{LM2VEC}$ : training batch size, the number of sub-image crops, and the number of training steps. In Figure 4, we observe that the final performance gradually improves as we increase the batch size, training step size, and number of sub-image crops. We particularly want to highlight the impact of batch size. Due to the lack of hard negatives, using a large batch size with plenty of random negatives, supported by the GradCache technique, plays a crucial role in enhancing the performance of  $V_{LM2VEC}$ , as discussed in Section 3.2.

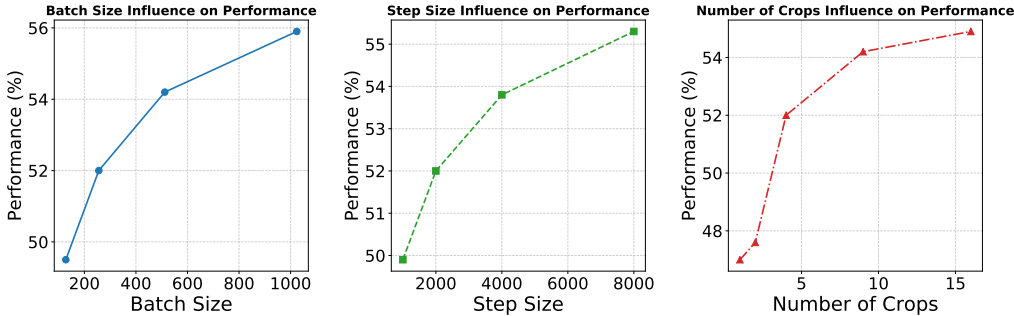


Figure 4: The figures demonstrate the influence of the training setup on  $V_{LM2VEC}$ 's final performance. Here, we examine the effects of training batch size, the number of sub-image crops, and the number of training steps. All the models utilize Phi-3.5-V as their backbone.



### 4.3.3 META-TASK GENERALIZATION

We have demonstrated that  $V_{LM2VEC}$  has the potential to transfer to out-of-distribution datasets after being trained on a diverse range of in-distribution datasets, with the instruction-following settings. An interesting question arises as to whether focusing on a specific meta-task can enhance the model’s overall generalizability. We have trained three models, each focused solely on one meta-task (classification, visual question answering, and retrieval). Visual grounding was not included due to the limited number of training datasets. We then evaluated the models’ transferability to other meta-tasks. We refer to these three models as  $V_{LM2VEC\_RET}$ , trained on 8 retrieval tasks,  $V_{LM2VEC\_VQA}$ , trained on 6 visual question answering tasks, and  $V_{LM2VEC\_CLS}$ , trained on 5 classification tasks.

Figure 5 illustrates the generalizability of these three models on unseen meta-tasks. We could observe that  $V_{LM2VEC\_RET}$  has better generalizability on other meta-task, compared with other two models, especially on visual grounding categories. The reason is that retrieval tasks involve a more diverse combination of text and visual modalities from both the query and target sides, which helps the model generalize better to unseen meta-tasks. This observation highlights the benefits of using more diverse tasks in the  $V_{LM2VEC}$  training process.

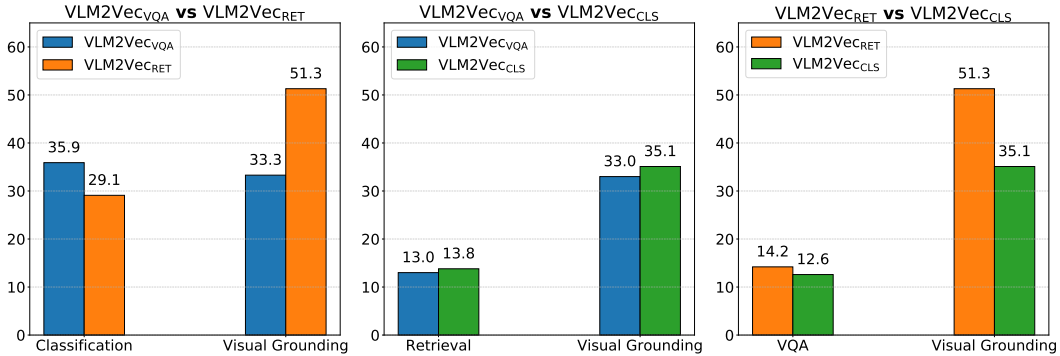


Figure 5: The figures show the generalization ability of models trained on one meta-task to other unseen meta-tasks. For example, the first subplot compares the performance of  $V_{LM2VEC}$  trained exclusively on VQA datasets with  $V_{LM2VEC}$  trained exclusively on retrieval datasets across the other two meta-task categories: classification and visual grounding. Overall,  $V_{LM2VEC}$  trained on retrieval tasks demonstrate better generalization ability because retrieval tasks involve a more diverse combination of text and visual modalities from both the query and target sides.  $V_{LM2VEC}$  utilizes Phi-3.5-V as its backbone.

### 4.3.4 IMPACT OF INSTRUCTIONS

Previous studies have shown the influence of instructions on addressing various tasks.  $V_{LM2VEC}$ , which leverages a VLM as its backbone and is trained on large-scale datasets with instructions, is expected to better generalize across tasks and improve performance in multimodal embedding tasks. In this section, we evaluate the performance of both CLIP and  $V_{LM2VEC}$  with and without task-specific instructions to quantify the impact of incorporating instructions into the embedding process. As shown in Table 4, incorporating instructions reduces the CLIP model’s performance by 29.4%, while our  $V_{LM2VEC}$  achieves a 49.4% improvement. This highlights how a VLM backbone enhances the embedding model’s instruction-following capability and emphasizes the advantages of instruction-guided embeddings.

## 5 RELATED WORK

### 5.1 TEXT EMBEDDING

Text embeddings have demonstrated significant potential in powering downstream applications such as information retrieval (Karpukhin et al., 2020; Xiong et al., 2020), text similarity (Gao et al., 2021b), prompt retrieval for in-context learning (Hongjin et al., 2022), and classification (Logeswaran & Lee, 2018; Reimers & Gurevych, 2019). Early work focused on creating effective

Table 4: Comparison of CLIP and our  $V_{LM2VEC}$  with and without task-specific instructions. Incorporating instructions could decrease CLIP’s performance by 29.4%, whereas our  $V_{LM2VEC}$  achieves a 49.4% improvement.  $V_{LM2VEC}$  utilizes Phi-3.5-V as its backbone.

Model	Meta-Task Average Score				Average Score		
	Classification	VQA	Retrieval	Grounding	IND	OOD	Overall
# of datasets →	10	10	12	4	20	16	36
<i>CLIP</i>							
w/o instruction	42.8	9.1	53.0	51.8	37.1	38.7	37.8
w/ instruction	17.4	8.0	41.3	52.9	23.8	30.3	26.7
$\Delta$	-59.3%	-12.1%	-22.1%	2.1%	-35.8%	-21.7%	-29.4%
<i>Ours (<math>V_{LM2VEC}</math>)</i>							
w/o instruction	36.7	33.5	31.1	44.3	37.3	31.6	34.8
w/ instruction	50.4	46.4	52.6	68.6	57.9	44.7	52.0
$\Delta$	37.3%	38.5%	69.1%	54.9%	55.2%	41.5%	49.4%

embeddings for specific tasks. With the rise of pretrained language models, efforts have shifted toward developing universal embedding models capable of handling a wide range of embedding tasks. Studies such as GTR (Ni et al., 2022) and E5 (Wang et al., 2022a) leveraged large amounts of noisy paired data to pretrain and fine-tune dense retrievers. More recent works like TART (Asai et al., 2022) and InstructOR (Su et al., 2023) introduced natural language prompts to guide embedding models in producing task-relevant embeddings. Building on this, models like E5Mistral(Wang et al., 2024), SFR-Embedding(Meng et al., 2024), RepLLaMA(Ma et al., 2024b), GTE-Qwen2(Li et al., 2023b), and NV-Embed (Lee et al., 2024) have utilized pretrained large language models (LLMs) as their backbone, fine-tuning them with multi-task data and instructions. These models have delivered significant improvements over earlier approaches that did not use LLMs for initialization or instruction tuning.

## 5.2 MULTIMODAL EMBEDDINGS

Multimodal embeddings have long been a significant research challenge. Early works like CLIP (Radford et al., 2021), BLIP (Li et al., 2022; 2023a), Align (Jia et al., 2021), SigLIP (Zhai et al., 2023), SimVLM Wang et al. (2022b) and CoCa (Yu et al., 2022) primarily focused on learning universal representations from large-scale, weakly supervised image-text pairs. These models generally encode images and text separately, projecting them into a shared space. This approach has laid the groundwork for more recent multimodal models like LLaVA (Liu et al., 2024).

Most research on universal multimodal embeddings involves fine-tuning models like CLIP or BLIP, typically using simple fusion mechanisms to combine visual and language information. For instance, UniIR (Wei et al., 2023) creates multimodal embeddings by simply adding text and visual features, while MagicLens (Zhang et al., 2024) employs shallow self-attention layers to integrate these features more effectively. The study most similar to ours is E5-V (Jiang et al., 2024), a contemporary work that fine-tunes a vision-language model using only text training data.

## 5.3 EMBEDDING BENCHMARKS

Significant efforts have been made to develop benchmarks for evaluating retrieval systems. For text retrieval models, MS MARCO (Nguyen et al., 2016) and Natural Questions (Kwiatkowski et al., 2019b) are two of the most widely used benchmarks in general domains. To broaden the evaluation across more diverse domains, BEIR (Thakur et al.) was introduced, incorporating 18 datasets from various fields. Building on this, MTEB (Muennighoff et al., 2023) further expands BEIR’s scope by adding more tasks, such as classification, clustering, and semantic textual similarity (STS).

For multimodal retrieval, several benchmarks have been introduced to evaluate model performance across different modalities. MBEIR (Wei et al., 2023) includes 8 tasks and 16 datasets, designed to test models’ ability to retrieve information based on various forms of queries and instructions.

## 6 CONCLUSION

In this paper, we aim to build the first large-scale multimodal embedding framework, comprising two main components: MMEB and  $V_{LM2VEC}$ . MMEB includes 36 datasets across four meta-task categories, providing a comprehensive and diverse framework for training and evaluating embedding models.  $V_{LM2VEC}$  leverages VLMs as a backbone to deeply fuse visual and textual spaces, enhancing generalization to unseen tasks through instruction following.

## REFERENCES

- Marah Abdin, Sam Ade Jacobs, Ammar Ahmad Awan, Jyoti Aneja, Ahmed Awadallah, Hany Awadalla, Nguyen Bach, Amit Bahree, Arash Bakhtiari, Harkirat Behl, et al. Phi-3 technical report: A highly capable language model locally on your phone. *arXiv preprint arXiv:2404.14219*, 2024.
- Eneko Agirre, Daniel Cer, Mona Diab, and Aitor Gonzalez-Agirre. SemEval-2012 task 6: A pilot on semantic textual similarity. In Eneko Agirre, Johan Bos, Mona Diab, Suresh Manandhar, Yuval Marton, and Deniz Yuret (eds.), *\*SEM 2012: The First Joint Conference on Lexical and Computational Semantics – Volume 1: Proceedings of the main conference and the shared task, and Volume 2: Proceedings of the Sixth International Workshop on Semantic Evaluation (SemEval 2012)*, pp. 385–393, Montréal, Canada, 7-8 June 2012. Association for Computational Linguistics. URL <https://aclanthology.org/S12-1051>.
- Akari Asai, Timo Schick, Patrick Lewis, Xilun Chen, Gautier Izacard, Sebastian Riedel, Hannaneh Hajishirzi, and Wen-tau Yih. Task-aware retrieval with instructions. *arXiv preprint arXiv:2211.09260*, 2022.
- Andrei Barbu, David Mayo, Julian Alverio, William Luo, Christopher Wang, Dan Gutfreund, Josh Tenenbaum, and Boris Katz. Objectnet: A large-scale bias-controlled dataset for pushing the limits of object recognition models. *Advances in neural information processing systems*, 32, 2019.
- Parishad BehnamGhader, Vaibhav Adlakha, Marius Mosbach, Dzmitry Bahdanau, Nicolas Chapados, and Siva Reddy. Llm2vec: Large language models are secretly powerful text encoders. *arXiv preprint arXiv:2404.05961*, 2024.
- Daniel Cer, Mona Diab, Eneko Agirre, Iñigo Lopez-Gazpio, and Lucia Specia. SemEval-2017 task 1: Semantic textual similarity multilingual and crosslingual focused evaluation. In Steven Bethard, Marine Carpuat, Marianna Apidianaki, Saif M. Mohammad, Daniel Cer, and David Jurgen (eds.), *Proceedings of the 11th International Workshop on Semantic Evaluation (SemEval-2017)*, pp. 1–14, Vancouver, Canada, August 2017. Association for Computational Linguistics. doi: 10.18653/v1/S17-2001. URL <https://aclanthology.org/S17-2001>.
- Yingshan Chang, Mridu Narang, Hisami Suzuki, Guihong Cao, Jianfeng Gao, and Yonatan Bisk. Webqa: Multihop and multimodal qa. In *Proceedings of the IEEE/CVF conference on computer vision and pattern recognition*, pp. 16495–16504, 2022.
- Gal Chechik, Varun Sharma, Uri Shalit, and Samy Bengio. Large scale online learning of image similarity through ranking. *Journal of Machine Learning Research*, 11(3), 2010.
- Mehdi Cherti, Romain Beaumont, Ross Wightman, Mitchell Wortsman, Gabriel Ilharco, Cade Gordon, Christoph Schuhmann, Ludwig Schmidt, and Jenia Jitsev. Reproducible scaling laws for contrastive language-image learning. In *Proceedings of the IEEE/CVF Conference on Computer Vision and Pattern Recognition*, pp. 2818–2829, 2023.
- Alexis Conneau, Douwe Kiela, Holger Schwenk, Loïc Barrault, and Antoine Bordes. Supervised learning of universal sentence representations from natural language inference data. In *Proceedings of the 2017 Conference on Empirical Methods in Natural Language Processing*, pp. 670–680, 2017.
- Abhishek Das, Satwik Kottur, Khushi Gupta, Avi Singh, Deshraj Yadav, José MF Moura, Devi Parikh, and Dhruv Batra. Visual dialog. In *Proceedings of the IEEE conference on computer vision and pattern recognition*, pp. 326–335, 2017.
- Jia Deng, Wei Dong, Richard Socher, Li-Jia Li, Kai Li, and Li Fei-Fei. Imagenet: A large-scale hierarchical image database. In *2009 IEEE conference on computer vision and pattern recognition*, pp. 248–255. Ieee, 2009.
- Mark Everingham, S. M. Ali Eslami, Luc Van Gool, Christopher K. I. Williams, John M. Winn, and Andrew Zisserman. The pascal visual object classes challenge: A retrospective. *International Journal of Computer Vision*, 111:98 – 136, 2014. URL <https://api.semanticscholar.org/CorpusID:207252270>.

- Stephanie Fu, Netanel Tamir, Shobhita Sundaram, Lucy Chai, Richard Zhang, Tali Dekel, and Phillip Isola. Dreamsim: Learning new dimensions of human visual similarity using synthetic data. *arXiv preprint arXiv:2306.09344*, 2023.
- Luyu Gao, Yunyi Zhang, Jiawei Han, and Jamie Callan. Scaling deep contrastive learning batch size under memory limited setup. *arXiv preprint arXiv:2101.06983*, 2021a.
- Tianyu Gao, Xingcheng Yao, and Danqi Chen. Simcse: Simple contrastive learning of sentence embeddings. In *Proceedings of the 2021 Conference on Empirical Methods in Natural Language Processing*, pp. 6894–6910, 2021b.
- Danna Gurari, Qing Li, Abigale J Stangl, Anhong Guo, Chi Lin, Kristen Grauman, Jiebo Luo, and Jeffrey P Bigham. Vizwiz grand challenge: Answering visual questions from blind people. In *Proceedings of the IEEE conference on computer vision and pattern recognition*, pp. 3608–3617, 2018.
- Kelvin Guu, Kenton Lee, Zora Tung, Panupong Pasupat, and Mingwei Chang. Retrieval augmented language model pre-training. In *International conference on machine learning*, pp. 3929–3938. PMLR, 2020.
- Dan Hendrycks, Steven Basart, Norman Mu, Saurav Kadavath, Frank Wang, Evan Dorundo, Rahul Desai, Tyler Zhu, Samyak Parajuli, Mike Guo, et al. The many faces of robustness: A critical analysis of out-of-distribution generalization. In *Proceedings of the IEEE/CVF international conference on computer vision*, pp. 8340–8349, 2021a.
- Dan Hendrycks, Kevin Zhao, Steven Basart, Jacob Steinhardt, and Dawn Song. Natural adversarial examples. In *Proceedings of the IEEE/CVF conference on computer vision and pattern recognition*, pp. 15262–15271, 2021b.
- SU Hongjin, Jungo Kasai, Chen Henry Wu, Weijia Shi, Tianlu Wang, Jiayi Xin, Rui Zhang, Mari Ostendorf, Luke Zettlemoyer, Noah A Smith, et al. Selective annotation makes language models better few-shot learners. In *The Eleventh International Conference on Learning Representations*, 2022.
- Hexiang Hu, Yi Luan, Yang Chen, Urvashi Khandelwal, Mandar Joshi, Kenton Lee, Kristina Toutanova, and Ming-Wei Chang. Open-domain visual entity recognition: Towards recognizing millions of wikipedia entities. In *Proceedings of the IEEE/CVF International Conference on Computer Vision*, pp. 12065–12075, 2023.
- Drew A Hudson and Christopher D Manning. Gqa: A new dataset for real-world visual reasoning and compositional question answering. In *Proceedings of the IEEE/CVF conference on computer vision and pattern recognition*, pp. 6700–6709, 2019.
- Gautier Izacard and Edouard Grave. Leveraging passage retrieval with generative models for open domain question answering, 2020. URL <https://arxiv.org/abs/2007.0128>.
- Chao Jia, Yinfei Yang, Ye Xia, Yi-Ting Chen, Zarana Parekh, Hieu Pham, Quoc Le, Yun-Hsuan Sung, Zhen Li, and Tom Duerig. Scaling up visual and vision-language representation learning with noisy text supervision. In *International conference on machine learning*, pp. 4904–4916. PMLR, 2021.
- Ting Jiang, Minghui Song, Zihan Zhang, Haizhen Huang, Weiwei Deng, Feng Sun, Qi Zhang, Deqing Wang, and Fuzhen Zhuang. E5-v: Universal embeddings with multimodal large language models. *arXiv preprint arXiv:2407.12580*, 2024.
- Vladimir Karpukhin, Barlas Oguz, Sewon Min, Patrick Lewis, Ledell Wu, Sergey Edunov, Danqi Chen, and Wen-tau Yih. Dense passage retrieval for open-domain question answering. In *Proceedings of the 2020 Conference on Empirical Methods in Natural Language Processing (EMNLP)*, pp. 6769–6781, 2020.
- Sahar Kazemzadeh, Vicente Ordonez, Mark Matten, and Tamara Berg. Referitgame: Referring to objects in photographs of natural scenes. In *Proceedings of the 2014 conference on empirical methods in natural language processing (EMNLP)*, pp. 787–798, 2014.

- Douwe Kiela, Hamed Firooz, Aravind Mohan, Vedanuj Goswami, Amanpreet Singh, Pratik Ring-shia, and Davide Testuggine. The hateful memes challenge: Detecting hate speech in multimodal memes. *Advances in neural information processing systems*, 33:2611–2624, 2020.
- Ryan Kiros, Yukun Zhu, Russ R Salakhutdinov, Richard Zemel, Raquel Urtasun, Antonio Torralba, and Sanja Fidler. Skip-thought vectors. *Advances in neural information processing systems*, 28, 2015.
- Tom Kwiatkowski, Jennimaria Palomaki, Olivia Redfield, Michael Collins, Ankur Parikh, Chris Alberti, Danielle Epstein, Illia Polosukhin, Jacob Devlin, Kenton Lee, et al. Natural questions: a benchmark for question answering research. *Transactions of the Association for Computational Linguistics*, 7:453–466, 2019a.
- Tom Kwiatkowski, Jennimaria Palomaki, Olivia Redfield, Michael Collins, Ankur Parikh, Chris Alberti, Danielle Epstein, Illia Polosukhin, Jacob Devlin, Kenton Lee, et al. Natural questions: A benchmark for question answering research. *Transactions of the Association for Computational Linguistics*, 7:452–466, 2019b.
- Chankyu Lee, Rajarshi Roy, Mengyao Xu, Jonathan Raiman, Mohammad Shoeybi, Bryan Catanzaro, and Wei Ping. Nv-embed: Improved techniques for training llms as generalist embedding models. *arXiv preprint arXiv:2405.17428*, 2024.
- Patrick Lewis, Ethan Perez, Aleksandra Piktus, Fabio Petroni, Vladimir Karpukhin, Naman Goyal, Heinrich Küttler, Mike Lewis, Wen-tau Yih, Tim Rocktäschel, et al. Retrieval-augmented generation for knowledge-intensive nlp tasks. *Advances in Neural Information Processing Systems*, 33: 9459–9474, 2020.
- Feng Li, Renrui Zhang, Hao Zhang, Yuanhan Zhang, Bo Li, Wei Li, Zejun Ma, and Chunyuan Li. Llava-next-interleave: Tackling multi-image, video, and 3d in large multimodal models. *arXiv preprint arXiv:2407.07895*, 2024.
- Junnan Li, Dongxu Li, Caiming Xiong, and Steven Hoi. Blip: Bootstrapping language-image pre-training for unified vision-language understanding and generation. In *International conference on machine learning*, pp. 12888–12900. PMLR, 2022.
- Junnan Li, Dongxu Li, Silvio Savarese, and Steven Hoi. Blip-2: Bootstrapping language-image pre-training with frozen image encoders and large language models. In *International conference on machine learning*, pp. 19730–19742. PMLR, 2023a.
- Zehan Li, Xin Zhang, Yanzhao Zhang, Dingkun Long, Pengjun Xie, and Meishan Zhang. Towards general text embeddings with multi-stage contrastive learning. *arXiv preprint arXiv:2308.03281*, 2023b.
- Tsung-Yi Lin, Michael Maire, Serge Belongie, James Hays, Pietro Perona, Deva Ramanan, Piotr Dollár, and C Lawrence Zitnick. Microsoft coco: Common objects in context. In *Computer Vision–ECCV 2014: 13th European Conference, Zurich, Switzerland, September 6–12, 2014, Proceedings, Part V 13*, pp. 740–755. Springer, 2014.
- Fuxiao Liu, Yinghan Wang, Tianlu Wang, and Vicente Ordonez. Visual news: Benchmark and challenges in news image captioning. *arXiv preprint arXiv:2010.03743*, 2020.
- Haotian Liu, Chunyuan Li, Qingyang Wu, and Yong Jae Lee. Visual instruction tuning. *Advances in neural information processing systems*, 36, 2024.
- Jiachang Liu, Dinghan Shen, Yizhe Zhang, Bill Dolan, Lawrence Carin, and Weizhu Chen. What makes good in-context examples for gpt-3? *DeeLIO 2022*, pp. 100, 2022.
- Siqi Liu, Weixi Feng, Tsu-jui Fu, Wenhui Chen, and William Yang Wang. Edis: Entity-driven image search over multimodal web content. *arXiv preprint arXiv:2305.13631*, 2023.
- Zheyuan Liu, Cristian Rodriguez-Opazo, Damien Teney, and Stephen Gould. Image retrieval on real-life images with pre-trained vision-and-language models. In *Proceedings of the IEEE/CVF International Conference on Computer Vision*, pp. 2125–2134, 2021.

- Lajanugen Logeswaran and Honglak Lee. An efficient framework for learning sentence representations. In *International Conference on Learning Representations*, 2018. URL <https://openreview.net/forum?id=rJvJXZb0W>.
- Pan Lu, Swaroop Mishra, Tanglin Xia, Liang Qiu, Kai-Wei Chang, Song-Chun Zhu, Oyvind Tafjord, Peter Clark, and Ashwin Kalyan. Learn to explain: Multimodal reasoning via thought chains for science question answering. *Advances in Neural Information Processing Systems*, 35:2507–2521, 2022.
- Xueguang Ma, Sheng-Chieh Lin, Minghan Li, Wenhu Chen, and Jimmy Lin. Unifying multimodal retrieval via document screenshot embedding. *arXiv preprint arXiv:2406.11251*, 2024a.
- Xueguang Ma, Liang Wang, Nan Yang, Furu Wei, and Jimmy Lin. Fine-tuning llama for multi-stage text retrieval. In *Proceedings of the 47th International ACM SIGIR Conference on Research and Development in Information Retrieval*, pp. 2421–2425, 2024b.
- Marco Marelli, Stefano Menini, Marco Baroni, Luisa Bentivogli, Raffaella Bernardi, and Roberto Zamparelli. A SICK cure for the evaluation of compositional distributional semantic models. In Nicoletta Calzolari, Khalid Choukri, Thierry Declerck, Hrafn Loftsson, Bente Maegaard, Joseph Mariani, Asuncion Moreno, Jan Odijk, and Stelios Piperidis (eds.), *Proceedings of the Ninth International Conference on Language Resources and Evaluation (LREC'14)*, pp. 216–223, Reykjavik, Iceland, May 2014. European Language Resources Association (ELRA). URL [http://www.lrec-conf.org/proceedings/lrec2014/pdf/363\\_Paper.pdf](http://www.lrec-conf.org/proceedings/lrec2014/pdf/363_Paper.pdf).
- Kenneth Marino, Mohammad Rastegari, Ali Farhadi, and Roozbeh Mottaghi. Ok-vqa: A visual question answering benchmark requiring external knowledge. In *Proceedings of the IEEE/cvf conference on computer vision and pattern recognition*, pp. 3195–3204, 2019.
- Ahmed Masry, Do Xuan Long, Jia Qing Tan, Shafiq Joty, and Enamul Hoque. Chartqa: A benchmark for question answering about charts with visual and logical reasoning. *arXiv preprint arXiv:2203.10244*, 2022.
- Minesh Mathew, Dimosthenis Karatzas, and CV Jawahar. Docvqa: A dataset for vqa on document images. In *Proceedings of the IEEE/CVF winter conference on applications of computer vision*, pp. 2200–2209, 2021.
- Minesh Mathew, Viraj Bagal, Rubèn Tito, Dimosthenis Karatzas, Ernest Valveny, and CV Jawahar. Infographicvqa. In *Proceedings of the IEEE/CVF Winter Conference on Applications of Computer Vision*, pp. 1697–1706, 2022.
- Rui Meng, Ye Liu, Shafiq Joty, Caiming Xiong, Yingbo Zhou, and Semih Yavuz. Sfr-embedding-2: Advanced text embedding with multi-stage training, 2024. URL [https://huggingface.co/Salesforce/SFR-Embedding-2\\_R](https://huggingface.co/Salesforce/SFR-Embedding-2_R).
- Tomas Mikolov. Efficient estimation of word representations in vector space. *arXiv preprint arXiv:1301.3781*, 2013.
- Bhaskar Mitra, Fernando Diaz, and Nick Craswell. Learning to match using local and distributed representations of text for web search. In *Proceedings of the 26th international conference on world wide web*, pp. 1291–1299, 2017.
- Niklas Muennighoff, Nouamane Tazi, Loic Magne, and Nils Reimers. Mteb: Massive text embedding benchmark. In *Proceedings of the 17th Conference of the European Chapter of the Association for Computational Linguistics*, pp. 2014–2037, 2023.
- Tri Nguyen, Mir Rosenberg, Xia Song, Jianfeng Gao, Saurabh Tiwary, Rangan Majumder, and Li Deng. Ms marco: A human generated machine reading comprehension dataset. November 2016. URL <https://www.microsoft.com/en-us/research/publication/ms-marco-human-generated-machine-reading-comprehension-dataset/>.
- Jianmo Ni, Chen Qu, Jing Lu, Zhuyun Dai, Gustavo Hernandez Abrego, Ji Ma, Vincent Zhao, Yi Luan, Keith Hall, Ming-Wei Chang, et al. Large dual encoders are generalizable retrievers. In *Proceedings of the 2022 Conference on Empirical Methods in Natural Language Processing*, pp. 9844–9855, 2022.

- Jeffrey Pennington, Richard Socher, and Christopher D Manning. Glove: Global vectors for word representation. In *Proceedings of the 2014 conference on empirical methods in natural language processing (EMNLP)*, pp. 1532–1543, 2014.
- Bryan A Plummer, Liwei Wang, Chris M Cervantes, Juan C Caicedo, Julia Hockenmaier, and Svetlana Lazebnik. Flickr30k entities: Collecting region-to-phrase correspondences for richer image-to-sentence models. In *Proceedings of the IEEE international conference on computer vision*, pp. 2641–2649, 2015.
- Alec Radford, Jong Wook Kim, Chris Hallacy, Aditya Ramesh, Gabriel Goh, Sandhini Agarwal, Girish Sastry, Amanda Askell, Pamela Mishkin, Jack Clark, et al. Learning transferable visual models from natural language supervision. In *International conference on machine learning*, pp. 8748–8763. PMLR, 2021.
- Nils Reimers and Iryna Gurevych. Sentence-BERT: Sentence embeddings using Siamese BERT-networks. In *Proceedings of the 2019 Conference on Empirical Methods in Natural Language Processing and the 9th International Joint Conference on Natural Language Processing (EMNLP-IJCNLP)*, pp. 3982–3992, Hong Kong, China, November 2019. Association for Computational Linguistics. doi: 10.18653/v1/D19-1410. URL <https://aclanthology.org/D19-1410>.
- Ohad Rubín, Jonathan Herzig, and Jonathan Berant. Learning to retrieve prompts for in-context learning. In *Proceedings of the 2022 Conference of the North American Chapter of the Association for Computational Linguistics: Human Language Technologies*, pp. 2655–2671, 2022.
- Dustin Schwenk, Apoorv Khandelwal, Christopher Clark, Kenneth Marino, and Roozbeh Mottaghi. A-okvqa: A benchmark for visual question answering using world knowledge. In *European conference on computer vision*, pp. 146–162. Springer, 2022.
- Thibault Sellam, Dipanjan Das, and Ankur Parikh. Bleurt: Learning robust metrics for text generation. In *Proceedings of the 58th Annual Meeting of the Association for Computational Linguistics*, pp. 7881–7892, 2020.
- Amanpreet Singh, Vivek Natarajan, Meet Shah, Yu Jiang, Xinlei Chen, Dhruv Batra, Devi Parikh, and Marcus Rohrbach. Towards vqa models that can read. In *Proceedings of the IEEE/CVF conference on computer vision and pattern recognition*, pp. 8317–8326, 2019.
- Jacob Mitchell Springer, Suhas Kotha, Daniel Fried, Graham Neubig, and Aditi Raghunathan. Repetition improves language model embeddings. *arXiv preprint arXiv:2402.15449*, 2024.
- Hongjin Su, Weijia Shi, Jungo Kasai, Yizhong Wang, Yushi Hu, Mari Ostendorf, Wen-tau Yih, Noah A Smith, Luke Zettlemoyer, and Tao Yu. One embedder, any task: Instruction-finetuned text embeddings. In *Findings of the Association for Computational Linguistics: ACL 2023*, pp. 1102–1121, 2023.
- Quan Sun, Yuxin Fang, Ledell Wu, Xinlong Wang, and Yue Cao. Eva-clip: Improved training techniques for clip at scale. *arXiv preprint arXiv:2303.15389*, 2023.
- Nandan Thakur, Nils Reimers, Andreas Rücklé, Abhishek Srivastava, and Iryna Gurevych. Beir: A heterogeneous benchmark for zero-shot evaluation of information retrieval models. In *Thirty-fifth Conference on Neural Information Processing Systems Datasets and Benchmarks Track (Round 2)*.
- Liang Wang, Nan Yang, Xiaolong Huang, Binxing Jiao, Linjun Yang, Daxin Jiang, Rangan Majumder, and Furu Wei. Text embeddings by weakly-supervised contrastive pre-training. *arXiv preprint arXiv:2212.03533*, 2022a.
- Liang Wang, Nan Yang, Xiaolong Huang, Linjun Yang, Rangan Majumder, and Furu Wei. Improving text embeddings with large language models. *arXiv preprint arXiv:2401.00368*, 2024.
- Zhen Wang, Xu Shan, Xiangxie Zhang, and Jie Yang. N24news: A new dataset for multimodal news classification. *arXiv preprint arXiv:2108.13327*, 2021.



- Zirui Wang, Jiahui Yu, Adams Wei Yu, Zihang Dai, Yulia Tsvetkov, and Yuan Cao. Simvlm: Simple visual language model pretraining with weak supervision. In *International Conference on Learning Representations*, 2022b.
- Cong Wei, Yang Chen, Haonan Chen, Hexiang Hu, Ge Zhang, Jie Fu, Alan Ritter, and Wenhui Chen. Uniir: Training and benchmarking universal multimodal information retrievers. *arXiv preprint arXiv:2311.17136*, 2023.
- Hui Wu, Yupeng Gao, Xiaoxiao Guo, Ziad Al-Halah, Steven Rennie, Kristen Grauman, and Rogério Feris. Fashion iq: A new dataset towards retrieving images by natural language feedback. In *Proceedings of the IEEE/CVF Conference on computer vision and pattern recognition*, pp. 11307–11317, 2021.
- Jianxiong Xiao, James Hays, Krista A Ehinger, Aude Oliva, and Antonio Torralba. Sun database: Large-scale scene recognition from abbey to zoo. In *2010 IEEE computer society conference on computer vision and pattern recognition*, pp. 3485–3492. IEEE, 2010.
- Lee Xiong, Chenyan Xiong, Ye Li, Kwok-Fung Tang, Jialin Liu, Paul Bennett, Junaid Ahmed, and Arnold Overwijk. Approximate nearest neighbor negative contrastive learning for dense text retrieval. *arXiv preprint arXiv:2007.00808*, 2020.
- Jiahui Yu, Zirui Wang, Vijay Vasudevan, Legg Yeung, Mojtaba Seyedhosseini, and Yonghui Wu. Coca: Contrastive captioners are image-text foundation models. *Transactions on Machine Learning Research*, 2022.
- Xiaohua Zhai, Basil Mustafa, Alexander Kolesnikov, and Lucas Beyer. Sigmoid loss for language image pre-training. In *Proceedings of the IEEE/CVF International Conference on Computer Vision*, pp. 11975–11986, 2023.
- Kai Zhang, Yi Luan, Hexiang Hu, Kenton Lee, Siyuan Qiao, Wenhui Chen, Yu Su, and Ming-Wei Chang. Magiclens: Self-supervised image retrieval with open-ended instructions. *arXiv preprint arXiv:2403.19651*, 2024.
- Tianyi Zhang, Varsha Kishore, Felix Wu, Kilian Q Weinberger, and Yoav Artzi. Bertscore: Evaluating text generation with bert. In *International Conference on Learning Representations*, 2020.
- Bolei Zhou, Agata Lapedriza, Aditya Khosla, Aude Oliva, and Antonio Torralba. Places: A 10 million image database for scene recognition. *IEEE Transactions on Pattern Analysis and Machine Intelligence*, 2017.
- Yuke Zhu, Oliver Groth, Michael Bernstein, and Li Fei-Fei. Visual7w: Grounded question answering in images. In *Proceedings of the IEEE conference on computer vision and pattern recognition*, pp. 4995–5004, 2016.

## A DETAILS OF MMEB

In this section, we provide additional details about our proposed benchmark, MMEB (Massive Multimodal Embedding Benchmark). Section A.1 outlines the specifics of the 36 datasets used in the MMEB benchmark. Section A.2 explains the process for determining the number of candidates in MMEB.

### A.1 DATASET DETAILS

#### A.1.1 CLASSIFICATION

There are a total of 10 datasets for classification tasks.

**ImageNet-1K** (Deng et al., 2009) The dataset is a large-scale dataset commonly used in image classification, consisting of over 1 million images across 1K different classes.

**ImageNet-A** (Hendrycks et al., 2021b) The dataset contains images from a distribution unlike the ImageNet training distribution. ImageNet-A examples belong to ImageNet classes, but the examples are harder and can cause mistakes across various models. They cause consistent classification mistakes due to scene complications encountered in the long tail of scene configurations and by exploiting classifier blind spots.

**ImageNet-R** (Hendrycks et al., 2021a) The dataset contains set of images labeled with ImageNet labels obtained by collecting art, cartoons, deviantart, graffiti, embroidery, graphics, origami, paintings, patterns, plastic objects, plush objects, sculptures, sketches, tattoos, toys, and video game renditions of ImageNet classes.

**VOC2007** (Everingham et al., 2014) The dataset focuses on recognizing objects in realistic scenarios and contains 20 object classes.

**N24News** (Wang et al., 2021) The dataset is sourced from the New York Times and consists of 24 categories, with each news article containing both text and image information. The task is to classify the given news image and its accompanying text into one of the 24 categories.

**HatefulMemes** (Kiela et al., 2020) The dataset proposes a new challenge set for multimodal classification, focusing on detecting hate speech in multimodal memes.

**Place365** (Zhou et al., 2017) The dataset is a repository of 10 million scene photographs, labeled with scene semantic categories, comprising a large and diverse list of the types of environments encountered in the world.

**SUN397** (Xiao et al., 2010) The dataset is a dataset for scene recognition consisting of 397 categories.

**ObjectNet** (Barbu et al., 2019) The dataset is a crowd-sourced test set of 50K images featuring objects in unusual poses and cluttered scenes, designed to challenge recognition performance. It includes controls for rotation, background, and viewpoint, and covers 313 object classes.

**Country-211** (Radford et al., 2021) The dataset is designed to assess the geolocation capability of visual representations. It filters the YFCC100M dataset to find 211 countries that have at least 300 photos with GPS coordinates.

#### A.1.2 VISUAL QUESTION ANSWERING (VQA)

There are a total of 10 datasets for VQA tasks.

**OK-VQA** (Marino et al., 2019) The dataset includes questions that require external resources for answers.

**A-OKVQA** (Schwenk et al., 2022) The dataset is an augmented successor of OK-VQA, requiring a broad base of commonsense and world knowledge to answer. The questions generally cannot be answered by simply querying a knowledge base, and instead require some form of commonsense reasoning about the scene depicted in the image.

**DocVQA** (Mathew et al., 2021) The dataset contains questions for document analysis and recognition over document images of various types and content.

**InfographicsVQA** (Mathew et al., 2022) The dataset comprises a diverse collection of infographics accompanied by natural language question and answer annotations. The questions require methods capable of jointly reasoning over the document layout, textual content, graphical elements, and data visualizations.

**ChartQA** (Masry et al., 2022) The dataset is designed for question answering about charts, with a focus on visual and logical reasoning applied to real-world charts.

**ScienceQA** (Lu et al., 2022) The dataset contains questions with diverse science topics and annotations of their answers with corresponding lectures and explanations.

**Visual7W-telling** (Zhu et al., 2016) The dataset establishes a semantic link between textual descriptions and image regions through object-level grounding. It has two types of questions: “telling” and “pointing”. It leverages the six W questions (what, where, when, who, why, and how) to systematically examine a model’s capability for visual understanding through telling questions. Additionally, a seventh “which” question is appended for visual answers as pointing questions. We use “Visual7W-telling” in our VQA category and “Visual7W-pointing” in our visual grounding category.

**VizWiz** (Gurari et al., 2018) The dataset originates from a natural visual question answering scenario, where blind individuals captured images and recorded spoken questions about them, along with 10 crowdsourced answers for each visual question. For our task, we select only the answerable questions.

**TextVQA** (Singh et al., 2019) The dataset is designed to benchmark visual reasoning based on text within images. Models need to read and reason about the text in images to answer related questions.

**GQA** (Hudson & Manning, 2019) The dataset is designed for real-world visual reasoning and compositional question answering. It uses real images from the Visual Genome dataset. Each image is accompanied by scene graph annotations that describe the classes and attributes of objects in the scene, as well as their pairwise relationships.

### A.1.3 RETRIEVAL

There are a total of 12 datasets for retrieval tasks.

**VisDial** (Das et al., 2017) The dataset features dialogues created by two Amazon Mechanical Turk workers. One worker takes the role of the “questioner”, who only sees the text description of an image, while the other plays the “answerer”, who has access to the image. They engage in a 10-round Q&A session about the image. We repurpose this dataset as a retrieval task, where the goal is to retrieve the image based on the given dialogue.

**CIRR** (Liu et al., 2021) The dataset is designed for the task of composed image retrieval. It consists of pairs of real-life reference and target images, along with a modification sentence that describes the changes made between the two images.

**FashionIQ** (Wu et al., 2021) The dataset contains images of fashion products with crowd-sourced descriptions highlighting the differences between these products. Similar to CIRR, FashionIQ can also be used for the task of composed image retrieval, where each test case consists of a pair of reference and target images, along with a modification sentence that describes the changes between the two images.

**VisualNews** (Liu et al., 2020) The dataset contains publicly available news image paired with captions. We split this task into two setups: “**VisualNews\_i2t**”, which retrieves the caption given the news image and “**VisualNews\_t2i**”, which retrieves the news image given the caption.

**MSCOCO** (Lin et al., 2014) The dataset is a well-known image caption dataset. Similar to VisualNews, WE split this task into two setups: “**MSCOCO\_i2t**”, which retrieves the caption given the image and “**MSCOCO\_t2i**”, which retrieves the image given the caption.

**WebQA** (Chang et al., 2022) The dataset is a multihop, multimodal QA dataset that requires retrieving a Wikipedia page to answer a given question. We use the Wikipedia page’s image and text descriptions as the candidates for retrieval.

**NIGHTS** (Fu et al., 2023) The dataset contains human similarity judgments on image pairs that are alike in various ways. The original dataset consists of triplets: a reference image and two perturbed versions, along with human judgments indicating which version is most similar to the reference. Following M-BEIR (Wei et al., 2023), we refactor this dataset into a retrieval task to match pairwise images, where the reference image serves as the query, and the perturbed version that aligns with human judgment is the target.

**OVEN** (Hu et al., 2023) The dataset contains instances that include an image and a visual recognition text question. Additionally, each instance provides a related Wikipedia image along with its corresponding text description (the Wikipedia title and the first 100 tokens of its summary) as a reference for answering the question, which we treat as the target candidate.

**EDIS** (Liu et al., 2023) The dataset is a cross-modal image search in the news domain. This dataset contains entity-rich queries, requiring the model to understand both entities and events from the text queries. The candidate consists of the news image and its accompanying headline.

**Wiki-SS-NQ** (Ma et al., 2024a) The dataset is another retrieval-based VQA dataset. Unlike the original Natural Questions dataset (Kwiatkowski et al., 2019a), which uses a Wikipedia paragraph to answer the question, this dataset leverages Wiki-SS, utilizing Wikipedia page screenshots as the corpus. The screenshot provides more comprehensive information than a plain Wikipedia paragraph.

For **CIRR**, **FashionIQ**, **VisualNews**, **MSCOCO**, **WebQA**, **NIGHTS**, **OVEN** and **EDIS**, we use the processed versions from M-BEIR (Wei et al., 2023).

#### A.1.4 VISUAL GROUNDING

There are a total of 4 datasets for visual grounding tasks.

**MSCOCO** (Lin et al., 2014) The dataset includes an object detection task, which involves recognizing an object from a given class in an image. We have repurposed this task into a ranking problem within the MMEB format. The query consists of the image and the object name, while the target is the cropped image of the specified object. We gather distractors from other objects in the same image as well as from different images. We discard test cases where the object is too small.

**RefCOCO** (Kazemzadeh et al., 2014) The dataset includes an object detection task that requires more reasoning than MSCOCO. Unlike simply identifying the object class, the RefCOCO dataset uses language expressions to refer to specific objects within an image. In our MMEB, we have two tasks related to RefCOCO: **“RefCOCO”** and **“RefCOCO-Matching”**. In **“RefCOCO”**, the query consists of the image and the language expressions referring to a specific object, while the target is the cropped image of that object. In **“RefCOCO-Matching”**, both the query and the target contain the image and the language expressions referring to a specific object, where the two objects are identical.

**Visual7W-pointing** (Zhu et al., 2016) The dataset establishes a semantic link between textual descriptions and image regions through object-level grounding. It has two types of questions: **“telling”** and **“pointing”**. It leverages the six W questions (what, where, when, who, why, and how) to systematically examine a model’s capability for visual understanding through telling questions. Additionally, a seventh **“which”** question is appended for visual answers as pointing questions. We use **“Visual7W-telling”** in our VQA category and **“Visual7W-pointing”** in our visual grounding category.

#### A.2 SELECTION OF NUMBER OF CANDIDATES

A large number of candidates can make the benchmark more challenging and realistic. However, we also considered the computational cost when designing the benchmark. Choosing an excessively large number of candidates could result in very high inference costs, which may hinder rapid model iteration. As shown in Table 5, we compare the performance of  $V_{LM2VEC}$  with different numbers of candidates in the MMEB benchmark. The results show that if the number of candidates is too small, the benchmark becomes saturated quickly. To balance evaluation cost with benchmark difficulty, we selected 1,000 as the optimal number of candidates.

Table 5: We compare the performance of  $V_{LM2VEC}$  using different numbers of candidates in MMEB. To balance evaluation cost with benchmark difficulty, we selected 1,000 as the optimal number of candidates.

#Candidates	Meta-Task Average Score				Average Score		
	Classification	VQA	Retrieval	Grounding	IND	OOD	Overall
# of datasets $\rightarrow$	10	10	12	4	20	16	36
100	54.8	81.8	86.1	89.6	85.2	65.9	76.6
500	54.8	65.9	72.6	82.8	74.6	57.3	66.9
1000	54.8	54.9	62.3	79.5	66.5	52.0	60.1
2000	54.8	50.1	56.7	71.0	62.2	48.0	55.9
5000	54.8	41.3	46.5	65.3	54.5	43.2	49.5

Table 6: The detailed results of the baselines and our  $V_{LM2VEC}$  on MMEB, which includes 20 in-distribution datasets and 16 out-of-distribution datasets. The out-of-distribution datasets are highlighted with a yellow background in the table. We include only the best version of  $V_{LM2VEC}$  in the table, which uses LLaVA-1.6 as backbone.

	CLIP	OpenCLIP	SigLIP	BLIP2	MagicLens	E5-V	UniIR	$V_{LM2VEC}$
<b>Classification (10 tasks)</b>								
ImageNet-1K	55.8	63.5	45.4	10.3	48.0	9.6	58.3	74.5
N24News	34.7	38.6	13.9	36.0	33.7	23.4	42.5	80.3
HatefulMemes	51.1	51.7	47.2	49.6	49.0	49.7	56.4	67.9
VOC2007	50.7	52.4	64.3	52.1	51.6	49.9	66.2	91.5
SUN397	43.4	68.8	39.6	34.5	57.0	33.1	63.2	75.8
Place365	28.5	37.8	20.0	21.5	31.5	8.6	36.5	44.0
ImageNet-A	25.5	14.2	42.6	3.2	8.0	2.0	9.8	43.6
ImageNet-R	75.6	83.0	75.0	39.7	70.9	30.8	66.2	79.8
ObjectNet	43.4	51.4	40.3	20.6	31.6	7.5	32.2	39.6
Country-211	19.2	16.8	14.2	2.5	6.2	3.1	11.3	14.7
<i>All Classification</i>	42.8	47.8	40.3	27.0	38.8	21.8	44.3	61.2
<b>VQA (10 tasks)</b>								
OK-VQA	7.5	11.5	2.4	8.7	12.7	8.9	25.4	69.0
A-OKVQA	3.8	3.3	1.5	3.2	2.9	5.9	8.8	54.4
DocVQA	4.0	5.3	4.2	2.6	3.0	1.7	6.2	52.0
InfographicsVQA	4.6	4.6	2.7	2.0	5.9	2.3	4.6	30.7
ChartQA	1.4	1.5	3.0	0.5	0.9	2.4	1.6	34.8
Visual7W	4.0	2.6	1.2	1.3	2.5	5.8	14.5	49.8
ScienceQA	9.4	10.2	7.9	6.8	5.2	3.6	12.8	42.1
VizWiz	8.2	6.6	2.3	4.0	1.7	2.6	24.3	43.0
GQA	41.3	52.5	57.5	9.7	43.5	7.8	48.8	61.2
TextVQA	7.0	10.9	1.0	3.3	4.6	8.2	15.1	62.0
<i>All VQA</i>	9.1	10.9	8.4	4.2	8.3	4.9	16.2	49.9
<b>Retrieval (12 tasks)</b>								
VisDial	30.7	25.4	21.5	18.0	24.8	9.2	42.2	80.9
CIRR	12.6	15.4	15.1	9.8	39.1	6.1	51.3	49.9
VisualNews_t2i	78.9	74.0	51.0	48.1	50.7	13.5	74.3	75.4
VisualNews_i2t	79.6	78.0	52.4	13.5	21.1	8.1	76.8	80.0
MSCOCO_t2i	59.5	63.6	58.3	53.7	54.1	20.7	68.5	75.7
MSCOCO_i2t	57.7	62.1	55.0	20.3	40.0	14.0	72.1	73.1
NIGHTS	60.4	66.1	62.9	56.5	58.1	4.2	66.2	65.5
WebQA	67.5	62.1	58.1	55.4	43.0	17.7	89.6	87.6
FashionIQ	11.4	13.8	20.1	9.3	11.2	2.8	40.2	16.2
Wiki-SS-NQ	55.0	44.6	55.1	28.7	18.7	8.6	12.2	60.2
OVEN	41.1	45.0	56.0	39.5	1.6	5.9	69.4	56.5
EDIS	81.0	77.5	23.6	54.4	62.6	26.8	79.2	87.8
<i>All Retrieval</i>	53.0	52.3	31.6	33.9	35.4	11.5	61.8	67.4
<b>Visual Grounding (4 tasks)</b>								
MSCOCO	33.8	34.5	46.4	28.9	22.1	10.8	46.6	80.6
RefCOCO	56.9	54.2	70.8	47.4	22.8	11.9	67.8	88.7
RefCOCO-matching	61.3	68.3	50.8	59.5	35.6	38.9	62.9	84.0
Visual7W-pointing	55.1	56.3	70.1	52.0	23.4	14.3	71.3	90.9
<i>All Visual Grounding</i>	51.8	53.3	59.5	47.0	26.0	19.0	65.3	86.1
<b>Final Score (36 tasks)</b>								
All	37.8	39.7	34.8	25.2	27.8	13.3	44.7	62.9
All IND	37.1	39.3	32.3	25.3	31.0	14.9	47.1	67.5
All OOD	38.7	40.2	38.0	25.1	23.7	11.5	41.7	57.1

Table 7: Examples of datasets in MMEB (Part 1 of 4). *Instructions* are written in italic font style.











Category	Dataset	Query Text	Query Image	Target Text	Target Image
Classification	ImageNet-1K (Deng et al., 2009)	<i>Represent the given image for classification</i>		Italian greyhound	-
	ImageNet-A (Hendrycks et al., 2021b)	<i>Represent the given image for classification.</i>		sea anemone, anemone	-
	ImageNet-R (Hendrycks et al., 2021a)	<i>Represent the given image for classification.</i>		baseball player	-
	N24News (Wang et al., 2021)	<i>Represent the given news image with the following caption for domain classification.</i> Ms. Goodman styled Amber Valletta with wings for a 1993 shoot by Peter Lindbergh for Harper's Bazaar.		Style	-
	VOC2007 (Everingham et al., 2014)	<i>Identify the object shown in the image.</i>		bus	-
	SUN397 (Xiao et al., 2010)	<i>Identify the scene shown in the image.</i>		firing range indoor	-
	ObjectNet (Barbu et al., 2019)	<i>Identify the object shown in the image.</i>		mug	-
	Country-211 (Radford et al., 2021)	<i>Identify the country depicted in the image.</i>		China	-
	HatefulMemes (Kiela et al., 2020)	<i>Represent the given image for binary classification to determine whether it constitutes hateful speech or not.</i>		No	-
	Place365 (Zhou et al., 2017)	<i>Identify the scene shown in the image.</i>		Airport Terminal	-

Table 8: Examples of datasets in MMEB (Part 2 of 4). *Instructions* are written in italic font style.











Category	Dataset	Query Text	Query Image	Target Text	Target Image
VQA	OK-VQA (Marino et al., 2019)	<i>Represent the given image with the following question.</i> What breed of dog is this?		chihuahua	-
	A-OKVQA (Schwenk et al., 2022)	<i>Represent the given image with the following question.</i> What is the metal basket near the net used to hold?		tennis balls	-
	DocVQA (Mathew et al., 2021)	<i>Represent the given image with the following question.</i> What is name of university?		university of california	-
	InfographicsVQA (Mathew et al., 2022)	<i>Represent the given image with the following question.</i> Which social platform has heavy female audience?		pinterest	-
	ChartQA (Masry et al., 2022)	<i>Represent the given image with the following question.</i> How many food item is shown in the bar graph?		14	-
	ScienceQA (Lu et al., 2022)	<i>Represent the given image with the following question.</i> Which of these states is farthest north?		South Carolina	-
	Visual7W-telling (Zhu et al., 2016)	<i>Represent the given image with the following question.</i> Where is the man sitting?		At the computer	-
	VizWiz (Gurari et al., 2018)	<i>Represent the given image with the following question.</i> Can you tell me what this medicine is please?		night time	-
	GQA (Hudson & Manning, 2019)	<i>Represent the given image with the following question.</i> What is under the utensil on the left?		The napkin is under the utensil.	-
	TextVQA (Singh et al., 2019)	<i>Represent the given image with the following question.</i> What is the brand of this camera?		dakota	-



Table 9: Examples of datasets in MMEB (Part 3 of 4). *Instructions* are written in italic font style.







Category	Dataset	Query Text	Query Image	Target Text	Target Image
	VisDial (Das et al., 2017)	<i>Represent the given dialogue about an image, which is used for image retrieval.</i> Q:do you see a lot of people A:just 3 Q:what is the tennis player wearing A:white tennis dress Q:what color is her tennis racket A:black Q:is she wearing a hat A:a visor Q:is she close to the net A:no Q:do you see another player A:no Q:do you see a tennis bag A:no	-	<i>Represent the given image.</i>	
	VisualNews.i2i (Liu et al., 2020)	<i>Retrieve an image of this news caption.</i> US goalkeeper Hope Solo makes a save.	-	<i>Represent the given image.</i>	
	MSCOCO.i2i (Lin et al., 2014)	<i>Find me an everyday image that matches the given caption.</i> Man riding a motor bike on a dirt road on the countryside.	-	<i>Represent the given image.</i>	
Retrieval	WebQA (Chang et al., 2022)	<i>Find a Wikipedia image-passage pair that answers this question.</i> Do both the Hays County Courthouse in San Marcos, Texas and the Ike Wood House at 227 Mitchell Street in San Marcos, Texas have six columns on their front entrance?	-	<i>Represent the given Wikipedia image with related text information.</i> Hays County Courthouse (2018), San Marcos, TX The Hays County Courthouse in San Marcos, Texas. Listed on the National Register of Historic Places. 227 Mitchell, San Marcos, Texas Ike Wood House at 227 Mitchell Street in San Marcos, Texas.	
	EDIS (Liu et al., 2023)	<i>Find a news image that matches the provided caption.</i> Tom Holland makes his debut in the Spidey suit in Captain America Civil War.	-	<i>Represent the given image with related text information.</i> Comic RiffsJon Favreau is set to reprise his Iron Man role for Spider Man: Homecoming.	
	Wiki-SS-NQ (Ma et al., 2024a)	<i>Find the document screenshot that can answer the given query.</i>	-	<i>Represent the given document screenshot.</i>	
	VisualNews.i2t (Liu et al., 2020)	<i>Find a caption for the news in the given photo.</i>		Canadian Prime Minister Stephen Harper shakes hands with President Obama during the North American Leaders Summit in Toluca Mexico in February 2014.	-
	MSCOCO.i2t (Lin et al., 2014)	<i>Find an image caption describing the given everyday image.</i>		A man on a bicycle riding next to a train.	-

Table 10: Examples of datasets in MMEB (Part 4 of 4). *Instructions* are written in italic font style.
















Category	Dataset	Query Text	Query Image	Target Text	Target Image
Retrieval	CIRR (Liu et al., 2021)	<i>Given an image, find a similar everyday image with the described changes. Show three bottles of soft drink.</i>		Represent the given image.	
	FashionIQ (Wu et al., 2021)	<i>Find an image to match the fashion image and style note. Is shiny and silver with shorter sleeves and fit and flare.</i>		Represent the given image.	
	NIGHTS (Fu et al., 2023)	<i>Find a day-to-day image that looks similar to the provided image.</i>		Represent the given image.	
	OVEN (Hu et al., 2023)	<i>Retrieve a Wikipedia image-description pair that provides evidence for the question of this image. What is the name of this place?</i>		<p>Represent the given Wikipedia image with related text information. Titisee. The Titisee is a lake in the southern Black Forest in Baden-Württemberg. It covers an area of 1.3 (km2) and is an average of 20 (m) deep. It owes its formation to the Feldberg glacier, the moraines of which were formed in the Pleistocene epoch and nowadays form the shores of the lake. The lake's outflow, at 840 (m) above sea level, is the River Gutach, which merges with the Haslach stream below Kappel to form the Wutach. The waters of the Titisee thus drain eventually into the Upper Rhine between Tiengen and Waldshut. On the north shore lies the.</p>	
Grounding	MSCOCO (Lin et al., 2014)	<i>Select the portion of the image that isolates the object of the given label The label of the object is "stop sign".</i>		Represent the given cropped image of the object.	
	Visual7W-Pointing (Zhu et al., 2016)	<i>Select the portion of the image that answers the given question. Which door is behind a person sitting on a bench?</i>		Represent the given cropped image of the object.	
	RefCOCO (Kazemzadeh et al., 2014)	<i>Select the portion of the image that follows the language expressions. man in black coat</i>		Represent the given cropped image of the object.	
	RefCOCO-Matching (Kazemzadeh et al., 2014)	<i>Select the portion of the image that follows the language expressions. kid on right in back, blondish hair</i>		<i>Select the portion of the image that follows the language expressions. top right kid</i>	

Table 11: Zero-shot text-image retrieval performance on Flickr30K. As a general multimodal representation model,  $V_{LM2VEC}$  can still achieve competitive T2I (Text-to-Image) and I2T (Image-to-Text) scores when compared to existing CLIP-like models. The baseline numbers are sourced from Sun et al. (2023) and Zhang et al. (2024). We use the best version of  $V_{LM2VEC}$  here, which is built upon the LLaVA-1.6 backbone.

Model	image retrieval			text retrieval		
	R@1	R@5	R@10	R@1	R@5	R@10
OpenAI CLIP-B/16	62.1	85.6	91.8	81.9	96.2	98.8
Open CLIP-B/16	69.8	90.4	94.6	86.3	97.9	99.4
EVA-02-CLIP-B/16	71.2	91.0	94.7	85.7	96.7	98.9
OpenAI CLIP-L/14	65.2	87.3	92.0	85.2	97.3	99.0
Open CLIP-L/14	75.0	92.5	95.6	88.7	98.4	99.2
EVA-02-CLIP-L/14	77.3	93.6	96.8	89.7	98.6	99.2
MagicLens-B	76.2	93.7	96.5	87.9	97.7	99.5
MagicLens-L	79.7	95.0	97.4	89.6	98.7	99.4
$V_{LM2VEC}$	<b>80.3</b>	<b>95.0</b>	<b>97.4</b>	<b>94.6</b>	<b>99.5</b>	<b>99.8</b>