

MetaDD: Boosting Dataset Distillation with Neural Network Architecture-Invariant Generalization

Yunlong Zhao
Cnetral South University
Hunan, Changsha, China
zhaoyl741@csu.edu.cn

Xiu Su
Cnetral South University
Changsha, Hunan, China
xiusu1994@csu.edu.cn

Xiaoheng Deng
Cnetral South University
Changsha, Hunan, China
dxh@csu.edu.cn

Hongyan Xu
University of New South Wales
Sydney, New South Wales, Australia
hongyan.xu@unsw.edu.cn

Xiuxing Li
Beijing Institute of Technology
Haidian, Beijing, China
xxl@bit.edu.cn

Yijing Liu
Zhejiang University
Hangzhou, Zhejiang, China
liuyj86@zju.edu.cn

Shan You
SenseTime Research
Haidian, Beijing, China
youshan@sensetime.com




Figure 1. Example distilled images from 128x128 ImageNet (Row 1 and 2) using MTT [1] and 64x64 Tiny ImageNet (Row 3 and 4) using DC [41]. Row 2 and 4 are updated distilled image by our method, which substantially improves cross-architecture dataset distillation utility with minimal additional memory and training time.

Abstract

Dataset distillation (DD) entails creating a refined, compact distilled dataset from a large-scale dataset to facilitate efficient training. A significant challenge in DD is the dependency between the distilled dataset and the neural network (NN) architecture used. Training a different NN architecture with a distilled dataset distilled using a specific architecture often results in diminished training performance for other architectures. This paper introduces MetaDD, de-

signed to enhance the generalizability of DD across various NN architectures. Specifically, MetaDD partitions distilled data into meta features (i.e., the data’s common characteristics that remain consistent across different NN architectures) and heterogeneous features (i.e., the data’s unique feature to each NN architecture). Then, MetaDD employs an architecture-invariant loss function for multi-architecture feature alignment, which increases meta features and reduces heterogeneous features in distilled data. As a low-memory consumption component, MetaDD can

be seamlessly integrated into any DD methodology. Experimental results demonstrate that MetaDD significantly improves performance across various DD methods. On the Distilled Tiny-Imagenet with Sre2L (50 IPC), MetaDD achieves cross-architecture NN accuracy of up to 30.1%, surpassing the second-best method (GLaD) by 1.7%.

1. Introduction

Neural networks (NNs) are driven by data and the capability of NNs depends on the scale and quality of the data [7, 26]. However, as the scale of data grows, the training cost of NNs also becomes increasingly high. As a compression technique for the dataset, dataset distillation (DD) [4] is proposed to reduce the dataset size, which generates a small distilled dataset as a substitute. DD is particularly useful when memory and computational power are limited, such as on edge devices or in real-time applications. By leveraging DD, researchers can achieve high-performance model training with significantly reduced data and resource requirements.

One major challenge for DD is its lack of transferability across different NN architectures. When DD is used with specific NNs to generate distilled datasets, there is a significant performance drop when other NN architectures are trained on these distilled datasets. Existing solutions to this cross-architecture gap have various shortcomings. Some fail to integrate with vision transformers [43], others only improve the performance of the NN architectures involved in the DD process [45], and some impose high memory costs due to image generators [2]. These issues highlight the need for more robust and versatile DD techniques that maintain high cross-architectures performance.

To investigate the causes of DD’s cross-architecture gap, we visualize NN architecture biases in feature preferences using Class Activation Maps (CAMs) [29, 44]. CAMs highlight the regions of an input image that are most relevant to an NN’s prediction, showing which features are important for its decision-making process. We use the overlap of different architectures’ CAM regions as the decision-making consensus (meta feature), while every architecture’s non-overlap region represents its unique feature preference bias (heterogeneous feature). We focus on the reason for two differences: (1) The better cross-architecture performance of the original dataset than the distilled dataset. (2) The better distilled dataset performance of the distilled NN architecture than crossed NN architectures.

By exploring both differences, we find that *distilled datasets have massive heterogeneous features of the distilled architecture and rare meta features*. As shown in Figure 2: (1) Original images show substantial meta features across different architectures trained on the original dataset, whereas distilled images show almost no meta fea-

tures. This meta feature comparison explains why original dataset performs more consistently across different NNs than distilled data. (2) Distilled images have significantly more heterogeneous features with the same architecture used for DD compared to crossed architectures. These heterogeneous features represent the same architecture can extract more semantic information from distilled data, which crossed NN architecture cannot capture, leading to cross-architecture gap.

Based on the above observations, we propose MetaDD to improve the cross-architecture generalization of DD. MetaDD begins with using an architecture-invariant loss to obtain and maximize the exposure of diverse features across different NN architectures. Then, MetaDD decouples heterogeneous and meta features by transferring distilled data’s CAMs to a common space. By driving the evolution of distilled data towards maximizing meta features, MetaDD encourages to form a generalized consensus cross different NN architectures. MetaDD maintains low memory consumption by persistently freezing various NN architectures during DD. We conducted comprehensive experiments using DC, DM, MTT, and Sre2L as baselines. Incorporating MetaDD improved DD performance in cross-architecture training. MetaDD covers typical NN architectures, ensuring that even unconsidered models benefit from the meta features generated. On TinyImagenet and ILSVRC-2012, MetaDD has an average accuracy increase of 1.6% and 1.0% compared with GLaD [2].

2. Related Work

DD [10, 21, 27] generates distilled datasets by aligning distilled data with the original data using a specific NN. This alignment is achieved through various techniques. For instance, model gradients [41] are used to adjust the distilled data to match the gradient patterns of the original data. Similarly, the features [40] extracted by the NN are aligned to ensure that the distilled data captures the same feature distributions as the original data. Moreover, parameter trajectories [1] are tracked and matched, providing a dynamic way to align the evolving parameters during training. Additionally, kernel ridge regression statistics of the NNs [23, 24] are aligned to refine the distilled data further, ensuring that it statistically mirrors the original data from the kernel-based perspective.

Furthermore, the creation of novel data augmentation components [20, 39, 47] significantly enhances the distilled datasets. These components introduce new data transformations that enrich the variability of the distilled data. Reusable distillation paradigms [14, 30, 37] are also employed, which involve extracting and transferring knowledge from multiple models or datasets into the distilled dataset, thus improving its performance. Additionally, patches for fixing defects [5, 9, 19, 42] are developed and




Figure 2. Meta and heterogeneous features based on CAM. DM [40] and DC [41] are used for distilling Tiny-ImageNet, while MTT [1] and Sre2L [38] are used for distilling ISRL2012. One image’s meta features involve the overlapping regions of different NN CAMs while heterogeneous features are the portions of different CAMs that remain after removing meta features. The synthetic images of every DD method are from the same class as the Initial images. The distillation structure uses ResNet18, while the cross-structures are GoogLeNet and AlexNet, respectively.

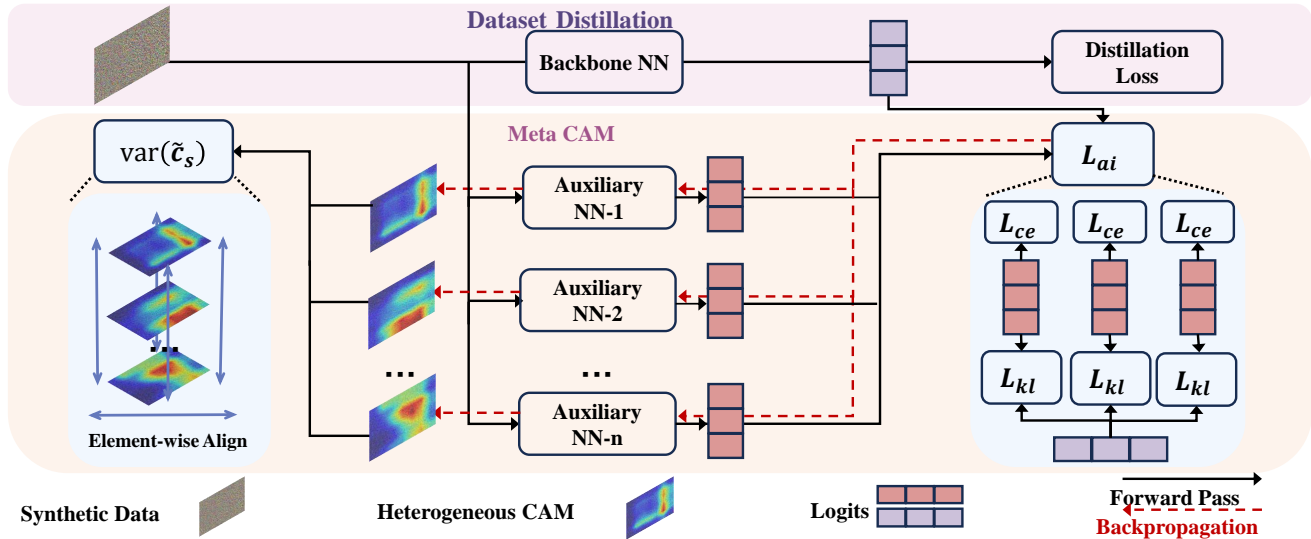


Figure 3. The framework of MetaDD. Our method is designed to supervise the synthesis of data during training to ensure it exhibits low-variance CAMs across multiple pre-trained NNs.

applied, addressing any inconsistencies or errors in the distilled data. These patches help maintain the distilled datasets’ integrity and accuracy.

2.1. Class Activation Mapping

CAM [3, 11, 15, 17, 25, 29, 34, 35] algorithms constitute an important class of methods in the field of deep learning, aimed at enhancing the interpretability of NNs. The origi-

nal CAM [44] involves modifying the network architecture to connect directly from the global average pooling layer to the output layer, allowing the model to highlight important areas of the image for predictions of specific classes. Subsequent developments, such as Grad-CAM [29], offer a universal solution that does not require modifications to the network architecture. Additionally, variants such as Grad-CAM++ [3] and Score-CAM [35] have further improved the

accuracy and robustness of the heatmaps.

Although CAM was initially designed for CNNs, researchers have begun exploring how similar concepts can be applied to transformer-based visual models. To achieve this application, CAMs are generated by analyzing the attention weights from the last layer [32]. Consequently, researchers have begun developing new techniques and approaches to improve the vision transformer CAM[36, 48], for example, by adjusting or combining attention weights from different layers, or developing specialized interpretative modules to produce clearer and more meaningful visual explanations, facilitating further optimization of NN architectures and interpretability improvements.

3. Method

In this section, we detail the generalization component proposed to mitigate cross-structural performance losses in DD. An overview of our method is illustrated in Figure 3.

3.1. Preliminaries

Suppose there is an original dataset $T = \{(x_1, y_1), \dots, (x_{|T|}, y_{|T|})\}$ with $|T|$ pairs of training samples x_t and corresponding labels y_t . The goal of DD is to synthesize a dataset $S = \{(\hat{x}_1, \hat{y}_1), \dots, (\hat{x}_{|S|}, \hat{y}_{|S|})\}$ where $|S| \ll |T|$. The model trained on S is expected to perform similarly to one trained on T . For a set of different NN architectures $\theta = \{\vartheta_1, \dots, \vartheta_{|M|}\}$, we define the performance loss when a distilled dataset $S(\vartheta_u)$ distilled on ϑ_u is used to train ϑ_v as $\Delta\text{Acc}(\vartheta_v|\vartheta_u) = \text{Acc}_S(\vartheta_v)^{\vartheta_v} - \text{Acc}_S(\vartheta_u)^{\vartheta_v}$. $\text{Acc}_S(\vartheta_v)^{\vartheta_v}$ denotes the accuracy obtained by distilling and training on the same model architecture ϑ_v . Our objective is to minimize the total cross-structural performance loss for all $\vartheta_u, \vartheta_v \in \theta$: $\min \sum_{i=1}^{|M|} \sum_{j \neq i}^{|M|} \Delta\text{Acc}(\vartheta_v|\vartheta_u)$.

3.2. Heterogeneous and meta features

For data’s heterogeneous and meta features’ visual presence, we initially use Grad-CAM to capture the CAM $C_s = \bigcup_m^{|M|} \{c_s^m\}$ of the data \hat{x}_s across different pre-trained model architectures θ . We then interpolate the CAMs of the data to the same size, and each matrix element of all CAMs is normalized to a range from 0 to 1. The processed CAMs is $\tilde{C}_s = \bigcup_m^{|M|} \{\tilde{c}_s^m\}$. To mitigate the influence of random factors, we disregard the low-confidence activation regions within the CAMs, specifically those areas where the values are below 0.5. For high-confidence CAMs, we define the pixel locations of the meta features as the overlapping sections across all NNs’ CAMs. The mask representing the meta feature is denoted as :

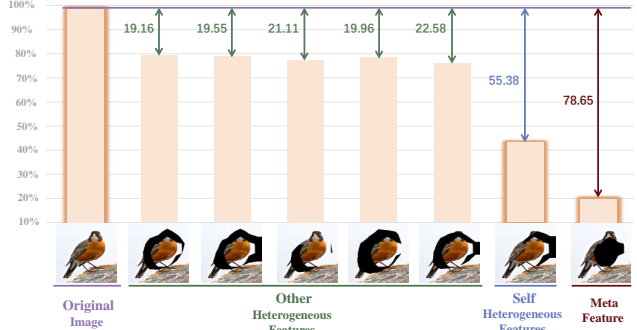


Figure 4. ViT’s validation accuracy on different erased TinyImagenet. The numbers represent the difference in accuracy between the erased and the original dataset.

$$\mu_s = \prod_m^{|M|} H(\tilde{c}_s^m), H(c)_{i,j} = \begin{cases} 1 & \text{if } c_{i,j} \geq 0.5 \\ 0 & \text{otherwise} \end{cases} \quad (1)$$

Subtracting the common feature areas from each CAM yields each architecture’s heterogeneous areas of focus. The mask of heterogeneous feature areas of the NN architecture ϑ_u in the distilled image x_s is represented as:


$$\beta_s^m = H(\tilde{c}_s^m) - \mu_s \quad (2)$$

Further experiments using TinyImagenet confirm that our defined heterogeneous and meta features respectively exhibit specific and common preferences across different NN architectures. We initially erase the heterogeneous feature pixels corresponding to different pre-trained NN architectures in TinyImagenet. Architectures are ResNet34, MobileNetV2, GoogleNet, VGG19, EfficientNet, and ViT. Then we train ViT from scratch with the erased TinyImagenet. The accuracy difference in Figure 4 indicates that ViT suffers the most when losing self-heterogeneous features and the least loss when losing other architectures’ heterogeneous features. We perform the same experiment by erasing the meta features of all architectures in TinyImagenet. Result shows ViT experience significant performance drops after losing meta features. These experiments thoroughly illustrate the distinct natures of heterogeneous and meta features and lay the empirical foundation for our method.

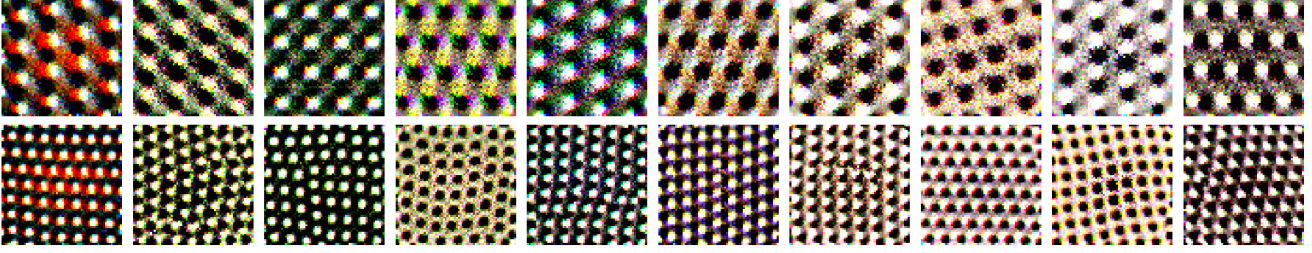
3.3. MetaDD

MetaDD define the NN used in the original DD method as the backbone NN ϑ_μ . To obtain a distilled dataset that generalizes across architectures, MetaDD incorporates pre-trained NNs of various other architectures, referred to as auxiliary networks:

$$\theta = \{\vartheta_1, \dots, \vartheta_m, \dots, \vartheta_{|M|}\} \quad (3)$$



(a) Distilled ILSVRC-2012 with Sre2L or Sre2L+MetaCAM.



(b) Distilled Tiny-ImageNet with DM or DM+MetaCAM.

Figure 5. In each subplot, the first row displays images generated by the original DD algorithm, while the second row presents images generated after integrating MetaCAM.

MetaDD employs an architecture-invariant loss function to backpropagate and obtain CAMs on distilled data for different auxiliary networks and then normalizes these CAMs. By reducing the variance at the same locations across these CAMs, the CAMs tend to be similar. Through multiple rounds of updates, MetaDD enhances the test performance of the distilled dataset on other NNs.

Architecture-invariant Loss. We use a mixed loss function of cross-entropy and KL divergence to obtain the Grad-CAM images, specifically expressed as:

$$L_{ai} = \sum_m^{|M|} L_{ce}(\vartheta_m(x), y) + \sum_m^{|M|} L_{kd}(\vartheta_m(x), \vartheta_\mu(x)) \quad (4)$$

$$L_{kd}(\vartheta_m(x), \vartheta_\mu(x)) = \vartheta_m(x) \log \frac{\vartheta_m(x)}{\vartheta_\mu(x)} \quad (5)$$

Compared to solely utilizing cross-entropy loss for backpropagation to obtain CAMs from auxiliary NNs and aligning these CAMs, the architecture-invariant Loss, which includes an additional KL divergence loss, offers significant advantages: the CAMs generated by architecture-invariant loss reflect the distilled data features that need to be focused on when transferring knowledge from the auxiliary NNs to the main NN. Consequently, architecture-invariant loss maximumly displays heterogeneous features antagonistic to the main NN, which will be transferred to meta features.

Modified Class Active Map. We utilize a modified Grad-CAM [29] to obtain activation maps from various convolutional NNs. We initially perform a forward pass to acquire the unflattened feature maps A from the last fully connected layer. Let A^k represent the feature map activations of the k -th channel for A . Then MetaDD computes

Algorithm 1 MetaDD Algorithm

Require: Training set T , Randomly initialized set of distilled samples S , backbone NN ϑ_μ , auxiliary NNs θ , training iterations K , learning rate η

```

1: for  $k = 0, \dots, K - 1$  do
2:   Sample mini-batch pairs  $B_s \in S$  and  $B_t \in T$ 
3:   Compute  $L_{all} = L_{dd}(\vartheta_\mu, B_s, B_t)$ 
4:   Compute  $L_{ai}(\vartheta_m, B_s, \theta)$  from Equation 4.
5:    $L_{all} = L_{all} + L_{ai}(\vartheta_m, B_s, \theta)$ 
6:   for all  $(\hat{x}_s, \hat{y}_s) \in B_s$  do
7:      $\tilde{c}_s \leftarrow \emptyset$ 
8:     for all  $\vartheta_m \in \theta$  do
9:       Compute the cam  $\tilde{c}_s^m$  from Equation 6 or 8
10:       $\tilde{c}_s := \tilde{c}_s^m \cup \tilde{c}_s$ 
11:     Compute  $L_{pos}$  from Equation 9
12:     Compute  $\text{var}(\tilde{c}_s)$  from Equation 11
13:      $L_{all} = L_{all} + \text{var}(\tilde{c}_s) + L_{pos}$ 
14:   Update  $B_s \leftarrow B_s - \eta \frac{\partial L_{all}}{\partial B_s}$ 
return  $S$ 

```

the gradient of L_{ai} , concerning feature map activations A^k . These gradients flowing back are global-average-pooled to obtain the neuron importance weights α_k^c . Then, the linear combination of these weighted activation maps gives the class-discriminative localization map c used to highlight the important regions.

$$\alpha_k = \frac{1}{I * J} \sum_i^I \sum_j^J \frac{\partial L_{ai}}{\partial A_{ij}^k}, \quad c = \left(\sum_k \alpha_k A^k \right) \quad (6)$$

where i and j are the spatial dimensions of the feature map,

and Z is the total number of elements in the feature map.

For Vision Transformers, we consider the output of the last transformer layer $\mathbf{A} \in \mathbb{R}^{N \times D}$, where N is the number of patches and D is the dimension of features per patch. The class token’s output \mathbf{Z} is utilized by an MLP head to generate class predictions y^c . Attention scores are computed as:

$$W_{\text{agg}} = \sum_{\text{heads}} W_{\text{head}}[\text{cls}, :] \quad (7)$$

where \mathbf{Q} and \mathbf{K} are the query and key matrices from the multi-head self-attention mechanism. The CAM is generated by:

$$W_{\text{agg}} = \sum_{\text{heads}} W_{\text{head}}[\text{cls}, :], \quad c = (W_{\text{agg}} \cdot \mathbf{Z}) \quad (8)$$

where W_{agg} is the aggregated attention across heads. More different from Grad-CAM, we do not employ the ReLU function in Equation 6 and 8. This is because the negative parts of the activation maps are also essential for our optimization. Meanwhile, we ensure that the positive values in all different CAMs are maximized as much as possible:

$$L_{\text{pos}} = \sum_i \sum_j c_{i,j} \quad (9)$$

CAM Variance Loss. After obtaining the heterogeneous CAMs of all auxiliary networks relative to the backbone network, we interpolate and normalize these CAMs to the same size and range:

$$\tilde{c}_s^m = \frac{P(c_s^m) - \min P(c_s^m)}{\max P(c_s^m) - \min P(c_s^m)} \quad (10)$$

$P()$ is the interpolating operation. We then calculate the variance at the same positions in the processed heterogeneous CAMs:

$$\text{var}(\tilde{c}_s) = \frac{1}{I * J} \sum_i \sum_j \left(\frac{1}{M} \sum_m |\tilde{c}_{s,i,j}^m - \tilde{c}_{s,i,j}^m| \right)^2 \quad (11)$$

By minimizing the variance across all positions, the heterogeneous CAMs will tend to be similar. In the process of becoming similar, the features of the data distilled by the backbone NN will be more acceptable to other network architectures. The final loss function of MetaDD is:

$$L_{\text{all}}(x_s) = L_{\text{dd}} + L_{\text{ai}} + \text{var}(\tilde{c}_s) + L_{\text{pos}} \quad (12)$$

L_{dd} is DD method loss function. Through MetaDD, we ensure that the distilled data features are as universal as possible rather than heterogeneous. The process of MetaDD is shown in Algorithm 1.

During the process of obtaining heterogeneous CAMs, the parameters of all different pre-trained NN architectures

are frozen. Using pre-trained models with frozen parameters implies low VRAM consumption. Thus, while encompassing multiple different pre-trained NNs, MetaDD still saves computational resources. As a low computational consumption component, MetaDD can be combined with various DD methods to achieve optimal cross-structural training generalization.

4. Experiments

4.1. Experimental Setup

We evaluated our method (MetaDD) for DD from CIFAR-10 at a resolution of 32 x 32, Tiny-ImageNet [18] at 64 x 64, and ILSVRC-2012 [6] at 224 x 224. Our experimental code is based on open-source repositories for DC, DM, Tesla, MTT, and Sre2L. Tesla represents a memory-optimized version of MTT. For each method, we directly integrated MetaDD into the existing codebases. While keeping the hyperparameters of the existing methods unchanged. We show part of distilled images in Figure 5.

Baselines. In addition to MetaDD, we also report the performance of the existing component GLaD [2] and ModelPool [46]. GLaD stores distilled data as feature vectors and uses a generator to create high-definition images as inputs during NN training. ModelPool randomly selects different architectures from a pool of architectures for DD.

Neural Architecture. We employed the ConvNet [12] architecture as our backbone NN for DC, DM, and MTT/Tesla. The Depth-n ConvNet consists of n blocks followed by a fully connected layer. Each block comprises a 3x3 convolutional layer with 128 filters, instance normalization[58], ReLU nonlinearity, and a 2x2 average pooling with a stride of 2. For Sre2L, we use ResNet18 as our backbone NN. we use ResNet34 [13], MobileNetV2 [28], GoogleNet [33], and ViT-B-16 [8] as our auxiliary NN architectures. All auxiliary NNs are pre-trained using original datasets. We trained the distilled dataset using 8 different NN architectures to test the algorithm’s cross-architecture generalizability. In addition to the auxiliary NN architectures, the test also included four architectures not involved in DD: AlexNet [16], ResNet50, Vgg19 [31], and Swin-S [22].

Evaluation Metrics. We evaluated the cross-architecture generalizability of the algorithm by averaging the top-1 accuracy of NNs trained on the distilled dataset on the validation set. This average accuracy measure is a robust indicator of the algorithm’s cross-architecture generalizability.

Training Paradigm. The training paradigm for all NNs and datasets is consistent: it includes Stochastic Gradient Descent (SGD) with 0.9 momentum, $1e - 4$ weight decay, followed by 500 rounds of linear warm-up and then 500 rounds of cosine decay. Each architecture employs an ap-

Table 1. The cross-architecture generalization experiments on ILSVRC-2012 and Tiny-ImageNet. L_{ai} is DD using architecture-invariant loss function without generating CAMs.

ILSVRC-2012 (IPC = 10)										
Method	Component	Auxiliary/Seen				Unseen				Average
		ResNet34	MobileNetV2	GoogleNet	ViT-B-16	AlexNet	ResNet50	Vgg19	Swin-S	
TesLa	none	11.8±1.3	9.6±1.1	10.8±0.6	11.2±1.7	9.2±1.2	11.7±0.6	10.8±0.9	10.3±0.7	10.6
	ModelPool	12.1±1.1	9.9±1.2	10.9±0.3	11.4±1.2	9.6±0.7	11.4±0.3	10.3±0.7	10.6±0.4	10.8
	GLaD	12.8±1.1	11.1±0.6	11.9±1.1	12.1±0.3	11.7±1.2	12.4±1.3	12.9±0.6	11.7±1.1	12.1
	MetaDD	13.1±0.3	13.4±0.2	14.2±0.3	12.9±0.6	12.4±0.2	13.2±0.1	13.7±0.2	11.9±0.5	13.1
Sre2L	none	13.3±0.1	12.1±0.3	12.7±0.3	13.7±0.3	12.9±0.8	11.8±0.2	11.9±0.2	13.1±0.6	12.9
	ModelPool	13.5±0.7	12.3±0.5	12.9±0.3	13.7±0.5	13.2±0.7	12.2±0.3	12.2±0.3	13.3±0.5	13.2
	GLaD	14.6±0.2	13.8±0.2	14.2±0.2	14.6±1.2	13.6±0.2	12.9±1.2	13.9±1.2	14.2±0.3	13.9
	MetaDD	14.8±0.3	14.9±0.1	13.8±0.6	14.2±0.4	14.8±0.4	13.9±0.2	15.8±0.7	15.9±0.1	14.6
(a) ILSVRC-2012										
Tiny-ImageNet (IPC = 50)										
Method	Component	Auxiliary/Seen				Unseen				Average
		ResNet34	MobileNetV2	GoogleNet	ViT-B-16	AlexNet	ResNet50	Vgg19	Swin-S	
DC	none	11.2±0.4	10.8±0.1	9.9±0.4	11.7±0.4	11.0±0.1	10.8±0.1	10.2±0.1	11.4±0.7	10.9
	ModelPool	11.5±0.7	11.0±0.5	10.2±0.4	12.1±0.6	11.4±0.2	11.3±0.1	10.5±0.7	11.7±0.5	11.1
	GLaD	13.4±0.3	13.5±0.1	12.8±0.1	12.1±0.2	12.3±0.1	12.2±0.1	11.0±0.2	12.4±0.1	12.5
	MetaDD	13.6±0.1	14.1±0.1	14.7±0.2	14.7±0.1	13.8±0.4	14.9±0.3	12.6±0.1	13.7±0.6	13.8
DM	none	10.9±0.2	11.4±0.1	10.6±0.7	11.3±0.2	11.9±0.3	10.1±0.4	10.7±0.4	11.8±0.4	11.2
	ModelPool	11.2±0.2	11.6±0.4	10.9±0.3	11.5±0.4	12.1±0.5	10.4±0.3	10.9±0.5	12.0±0.6	11.4
	GLaD	11.6±0.1	11.9±0.4	11.2±0.1	11.8±0.2	12.1±0.2	11.1±0.3	11.8±0.5	12.6±0.2	11.9
	MetaDD	12.1±0.1	12.4±0.3	12.5±0.2	14.3±0.7	13.2±0.2	14.1±0.5	14.2±0.2	15.1±0.4	13.5
(b) Tiny-ImageNet										

Table 2. CIFAR10 cross-architecture average accuracy.

CIFAR10					
Method	Component	Auxiliary/Seen (Average)		Unseen (Average)	
		IPC = 1	IPC = 10	IPC = 1	IPC = 10
DC	none	17.6±1.1	38.1±0.3	16.1±1.2	39.7±1.1
	ModelPool	17.8±1.0	38.5±0.7	16.5±1.1	39.9±1.0
	GLaD	21.2±0.4	39.1±1.2	20.9±1.2	39.8±1.2
	MetaCAM	22.1±1.1	42.2±1.1	21.3±1.2	40.3±0.6
DM	none	18.9±1.2	40.1±1.4	17.8±0.8	39.8±0.6
	ModelPool	18.9±0.9	40.6±1.1	17.9±0.7	40.3±0.4
	GLaD	19.2±0.3	41.2±0.5	18.9±1.2	40.1±1.2
	MetaCAM	20.1±1.2	42.3±0.7	19.2±0.7	40.3±1.2
MTT	none	37.2±1.2	52.1±2.1	36.2±0.4	50.9±0.2
	ModelPool	37.6±1.0	52.3±2.2	36.7±0.1	51.2±0.4
	GLaD	38.7±0.2	52.2±1.2	37.8±0.3	51.4±1.2
	MetaCAM	37.9±1.2	53.1±1.3	37.2±0.2	52.2±0.6
Sre2L	none	41.2±1.4	59.8±0.3	40.1±1.2	58.8±0.5
	ModelPool	41.5±1.2	60.2±0.7	40.4±1.0	59.1±0.3
	GLaD	42.1±1.2	60.2±1.1	42.8±1.7	59.7±1.6
	MetaCAM	42.5±1.0	60.4±0.9	44.3±0.8	61.2±1.2

appropriate (fixed) initial learning rate. The training process is repeated three times, and the average validation accuracy \pm one standard deviation is reported.

4.2. Cross-Architecture Generalization

We initially validated our algorithm’s capacity for enhancing cross-architecture generalization at ILSVRC-2012 and Tiny-ImageNet. In Table 1, we employed GLaD, ModelPool, and MetaDD to assist DD methods. The results from Table 1 demonstrate that MetaDD effectively reduces overfitting in the backbone NNs. Compared to other baselines, our method generally outperforms in most cases. Moreover, NN architectures included in the auxiliary NN set show similar performance to the unseen NN architectures. Hence, by incorporating specified NN architectures to MetaDD, MetaDD can offer customized services tailored to situations with a specific focus on different NN architectures. Following this, in Table 2, we distilled datasets of varying scales under CIFAR10 and conducted analogous experiments. The results in Table 2 indicate that our method still helps mitigate overfitting. Compared to distillation at higher resolutions, GLaD exhibits weaker performance.

4.3. Meta Features’ Contagious Generalizability

In the previous section, we demonstrated that MetaDD can enhance performance on NN architectures not included in the auxiliary NNs (unseen NNs). This phenomenon, which we term “contagious generalizability”, is attributed to the

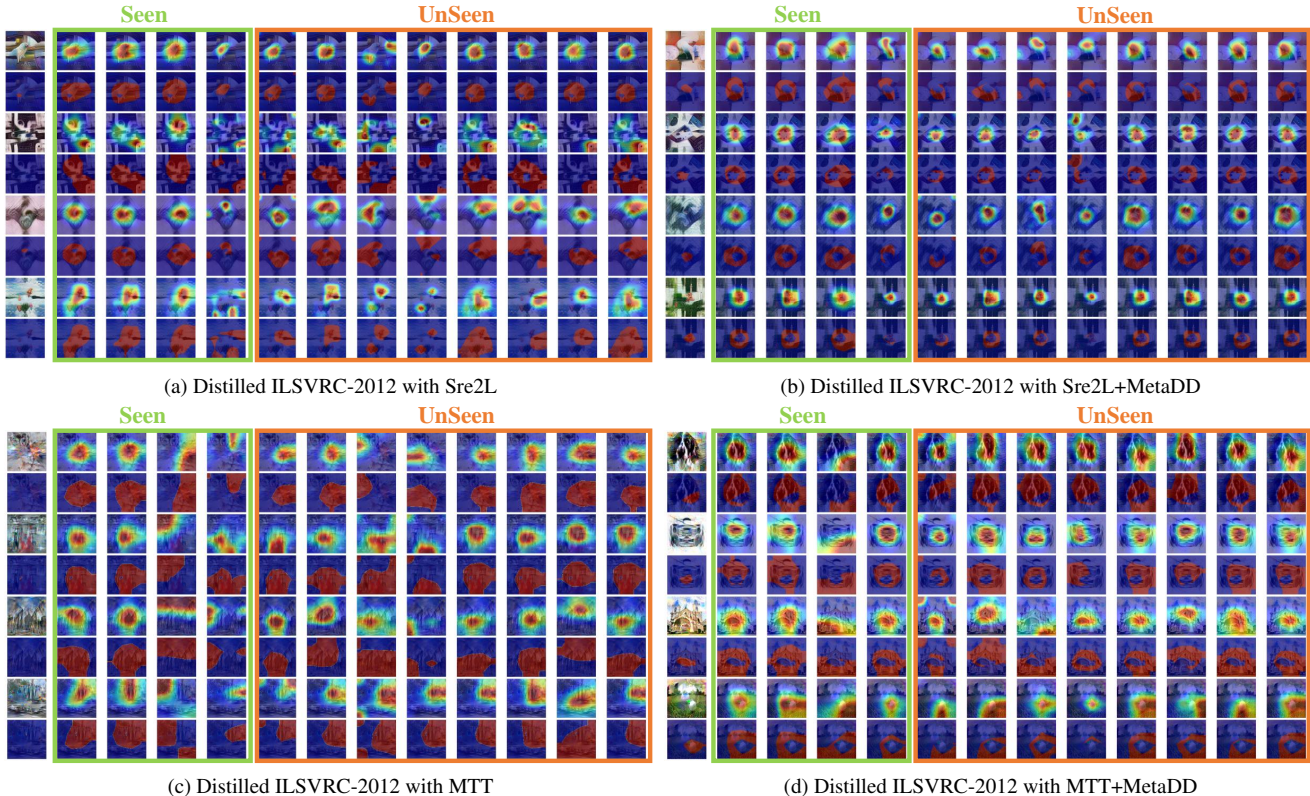


Figure 6. Meta Features’ Contagious Generalizability visualization. In every subfigure, the first image in rows 1, 3, 5, and 7 shows distilled data, followed by CAMs from various architectures trained on the dataset including the distilled data. In rows 1, 3, 5, and 7, CAMs two to five (‘seen’ frame) correspond to auxiliary architectures used in MetaCAM, while CAMs six to thirteen (‘unseen’ frame) are from architectures not used. The first image in rows 2, 4, 6, and 8 presents meta features from all architectures, with the following images showing heterogeneous features from architectures trained on the distilled data above.

Method(Dataset)	Component	Memory(GB)	Time (Minutes)
MTT(CIFAR10)	-	19.9	98
	MetaCAM	22.6	107
	GLaD	39.1	152
	ModelPool	32.4	219
TesLa(ILSVRC-2012)	-	68.7	1538
	MetaCAM	76.4	1601
	GLaD	119.1	1912
	ModelPool	89.4	2125

Table 3. Memory cost and training time for different methods on CIFAR10 and ILSVRC-2012 datasets with ipc=10.

universality of MetaDD. Figure 6 illustrates the meta features of distilled data across both unseen and seen architectures. Images generated by the original DD method exhibit almost no meta features. However, with the integration of MetaDD, the distilled images possess meta features recognizable by seen NNs and unseen NNs. This indicates that the meta features introduced by MetaDD are typical and widely applicable, further substantiating the efficacy of MetaDD in enhancing cross-architecture generalizability.

4.4. Training Cost Analysis

We compare the GPU memory consumption of our method with that of GLaD. We kept all other conditions identical between the two methods. As shown in Table 3, on CIFAR-10, our method reduces memory usage by $\tilde{2}x$ compared to GLaD. The runtime is reduced by $\tilde{0.3}x$. GLaD consumes a significant amount of memory due to the use of generators, whereas our method maintains low memory usage even while accommodating 4 auxiliary NNs. Because the parameters of the auxiliary NNs are always kept frozen, we can scale to a larger number of auxiliary NNs.

4.5. Ablation Study

We distilled CIFAR-10 by adding different loss function components. From the experimental results in Table 4, it can be seen that $\text{var}(\tilde{c}_s)$ has the greatest effect, while L_{ai} , L_{pos} have the secondary effect. The benefit of $\text{var}(\tilde{c}_s)$ comes from obtaining consistent features recognized by different architectures, L_{pos} merely makes the CAM features more visible, and L_{ai} enable the architecture to benefit from knowledge transferring.

Method	Loss	Accuracy
MTT	None	52.1 ± 2.1
	with L_{ai}	52.4 ± 1.3
	with L_{pos}	52.3 ± 0.7
	with var (\tilde{c}_s)	52.9 ± 0.5
Sre2L	None	59.8 ± 0.3
	with L_{ai}	59.9 ± 1.1
	with L_{pos}	60.2 ± 0.2
	with var (\tilde{c}_s)	60.4 ± 0.2

Table 4. Ablation Study on CIFAR10 with IPC=10.

5. Conclusion

We introduce MetaDD, a new component specifically designed to enhance the cross-architecture generalizability of DD. MetaDD delivers the dual advantages of minimal additional computational overhead and improved performance. By delving into the factors that limit cross-architecture generalizability, MetaDD uncovers the unique feature recognition mechanisms inherent to different neural network architectures, which often prioritize diverse and heterogeneous features. However, these architectures also adhere to certain shared aesthetic or structural standards. MetaDD enhances cross-architecture generalizability by amplifying the representation of meta features that align with these shared standards. It achieves this by synthesizing meta features through the integration of unified CAM outputs from various neural networks, ensuring these meta features are broadly recognized and effectively utilized across different architectures.

References

- [1] George Cazenavette, Tongzhou Wang, Antonio Torralba, Alexei A Efros, and Jun-Yan Zhu. Dataset distillation by matching training trajectories. In *Proceedings of the IEEE/CVF Conference on Computer Vision and Pattern Recognition*, pages 4750–4759, 2022. 1, 2, 3
- [2] George Cazenavette, Tongzhou Wang, Antonio Torralba, Alexei A Efros, and Jun-Yan Zhu. Generalizing dataset distillation via deep generative prior. In *Proceedings of the IEEE/CVF Conference on Computer Vision and Pattern Recognition*, pages 3739–3748, 2023. 2, 6
- [3] Aditya Chattopadhyay, Anirban Sarkar, Prantik Howlader, and Vineeth N Balasubramanian. Grad-cam++: Generalized gradient-based visual explanations for deep convolutional networks. In *2018 IEEE winter conference on applications of computer vision (WACV)*, pages 839–847. IEEE, 2018. 3
- [4] Justin Cui, Ruochen Wang, Si Si, and Cho-Jui Hsieh. Dc-bench: Dataset condensation benchmark. *Advances in Neural Information Processing Systems*, 35:810–822, 2022. 2
- [5] Justin Cui, Ruochen Wang, Si Si, and Cho-Jui Hsieh. Scaling up dataset distillation to imagenet-1k with constant memory. In *International Conference on Machine Learning*, pages 6565–6590. PMLR, 2023. 2
- [6] Jia Deng, Wei Dong, Richard Socher, Li-Jia Li, Kai Li, and Li Fei-Fei. Imagenet: A large-scale hierarchical image database. In *2009 IEEE conference on computer vision and pattern recognition*, pages 248–255. Ieee, 2009. 6
- [7] Jacob Devlin, Ming-Wei Chang, Kenton Lee, and Kristina Toutanova. Bert: Pre-training of deep bidirectional transformers for language understanding. *arXiv preprint arXiv:1810.04805*, 2018. 2
- [8] Alexey Dosovitskiy, Lucas Beyer, Alexander Kolesnikov, Dirk Weissenborn, Xiaohua Zhai, Thomas Unterthiner, Mostafa Dehghani, Matthias Minderer, Georg Heigold, Sylvain Gelly, et al. An image is worth 16x16 words: Transformers for image recognition at scale. *arXiv preprint arXiv:2010.11929*, 2020. 6
- [9] Jiawei Du, Yidi Jiang, Vincent YF Tan, Joey Tianyi Zhou, and Haizhou Li. Minimizing the accumulated trajectory error to improve dataset distillation. In *Proceedings of the IEEE/CVF Conference on Computer Vision and Pattern Recognition*, pages 3749–3758, 2023. 2
- [10] Jiawei Du, Qin Shi, and Joey Tianyi Zhou. Sequential subset matching for dataset distillation. *Advances in Neural Information Processing Systems*, 36, 2024. 2
- [11] Ruigang Fu, Qingyong Hu, Xiaohu Dong, Yulan Guo, Yinghui Gao, and Biao Li. Axiom-based grad-cam: Towards accurate visualization and explanation of cnns. *arXiv preprint arXiv:2008.02312*, 2020. 3
- [12] Spyros Gidaris and Nikos Komodakis. Dynamic few-shot visual learning without forgetting. In *Proceedings of the IEEE conference on computer vision and pattern recognition*, pages 4367–4375, 2018. 6
- [13] Kaiming He, Xiangyu Zhang, Shaoqing Ren, and Jian Sun. Deep residual learning for image recognition. In *Proceedings of the IEEE conference on computer vision and pattern recognition*, pages 770–778, 2016. 6
- [14] Yang He, Lingao Xiao, Joey Tianyi Zhou, and Ivor Tsang. Multisize dataset condensation. *arXiv preprint arXiv:2403.06075*, 2024. 2
- [15] Peng-Tao Jiang, Chang-Bin Zhang, Qibin Hou, Ming-Ming Cheng, and Yunchao Wei. Layercam: Exploring hierarchical class activation maps for localization. *IEEE Transactions on Image Processing*, 30:5875–5888, 2021. 3
- [16] Alex Krizhevsky, Ilya Sutskever, and Geoffrey E Hinton. Imagenet classification with deep convolutional neural networks. *Communications of the ACM*, 60(6):84–90, 2017. 6
- [17] Soumya Snigdha Kundu. Is-cam: Integrated score-cam for axiomatic-based explanations. *arXiv preprint arXiv:2010.03023*, 2020. 3
- [18] Ya Le and Xuan Yang. Tiny imagenet visual recognition challenge. *CS 231N*, 7(7):3, 2015. 6
- [19] Saehyung Lee, Sanghyuk Chun, Sangwon Jung, Sangdoon Yun, and Sungroh Yoon. Dataset condensation with contrastive signals. In *International Conference on Machine Learning*, pages 12352–12364. PMLR, 2022. 2
- [20] Songhua Liu, Kai Wang, Xingyi Yang, Jingwen Ye, and Xinchao Wang. Dataset distillation via factorization. *Advances in neural information processing systems*, 35:1100–1113, 2022. 2

- [21] Yanqing Liu, Jianyang Gu, Kai Wang, Zheng Zhu, Wei Jiang, and Yang You. Dream: Efficient dataset distillation by representative matching. In *Proceedings of the IEEE/CVF International Conference on Computer Vision*, pages 17314–17324, 2023. 2
- [22] Ze Liu, Han Hu, Yutong Lin, Zhuliang Yao, Zhenda Xie, Yixuan Wei, Jia Ning, Yue Cao, Zheng Zhang, Li Dong, et al. Swin transformer v2: Scaling up capacity and resolution. In *Proceedings of the IEEE/CVF conference on computer vision and pattern recognition*, pages 12009–12019, 2022. 6
- [23] Timothy Nguyen, Zhourong Chen, and Jaehoon Lee. Dataset meta-learning from kernel ridge-regression. *arXiv preprint arXiv:2011.00050*, 2020. 2
- [24] Timothy Nguyen, Roman Novak, Lechao Xiao, and Jaehoon Lee. Dataset distillation with infinitely wide convolutional networks. *Advances in Neural Information Processing Systems*, 34:5186–5198, 2021. 2
- [25] Daniel Omeiza, Skyler Speakman, Celia Cintas, and Komminist Weldermariam. Smooth grad-cam++: An enhanced inference level visualization technique for deep convolutional neural network models. *arXiv preprint arXiv:1908.01224*, 2019. 3
- [26] Aditya Ramesh, Prafulla Dhariwal, Alex Nichol, Casey Chu, and Mark Chen. Hierarchical text-conditional image generation with clip latents. *arXiv preprint arXiv:2204.06125*, 1(2):3, 2022. 2
- [27] Ahmad Sajedi, Samir Khaki, Ehsan Amjadian, Lucy Z Liu, Yuri A Lawryshyn, and Konstantinos N Plataniotis. Datadam: Efficient dataset distillation with attention matching. In *Proceedings of the IEEE/CVF International Conference on Computer Vision*, pages 17097–17107, 2023. 2
- [28] Mark Sandler, Andrew Howard, Menglong Zhu, Andrey Zhmoginov, and Liang-Chieh Chen. Mobilenetv2: Inverted residuals and linear bottlenecks. In *Proceedings of the IEEE conference on computer vision and pattern recognition*, pages 4510–4520, 2018. 6
- [29] Ramprasaath R Selvaraju, Michael Cogswell, Abhishek Das, Ramakrishna Vedantam, Devi Parikh, and Dhruv Batra. Grad-cam: Visual explanations from deep networks via gradient-based localization. In *Proceedings of the IEEE international conference on computer vision*, pages 618–626, 2017. 2, 3, 5
- [30] Yuzhang Shang, Zhihang Yuan, and Yan Yan. Mim4dd: Mutual information maximization for dataset distillation. *Advances in Neural Information Processing Systems*, 36, 2024. 2
- [31] Karen Simonyan and Andrew Zisserman. Very deep convolutional networks for large-scale image recognition. *arXiv preprint arXiv:1409.1556*, 2014. 6
- [32] Tianli Sun, Haonan Chen, Yuping Qiu, and Cairong Zhao. Efficient shapley values calculation for transformer explainability. In *Asian Conference on Pattern Recognition*, pages 54–67. Springer, 2023. 4
- [33] Christian Szegedy, Wei Liu, Yangqing Jia, Pierre Sermanet, Scott Reed, Dragomir Anguelov, Dumitru Erhan, Vincent Vanhoucke, and Andrew Rabinovich. Going deeper with convolutions. In *Proceedings of the IEEE conference on computer vision and pattern recognition*, pages 1–9, 2015. 6
- [34] Haofan Wang, Rakshit Naidu, Joy Michael, and Soumya Snigdha Kundu. Ss-cam: Smoothed score-cam for sharper visual feature localization. *arXiv preprint arXiv:2006.14255*, 2020. 3
- [35] Haofan Wang, Zifan Wang, Mengnan Du, Fan Yang, Zijian Zhang, Sirui Ding, Piotr Mardziel, and Xia Hu. Score-cam: Score-weighted visual explanations for convolutional neural networks. In *Proceedings of the IEEE/CVF conference on computer vision and pattern recognition workshops*, pages 24–25, 2020. 3
- [36] Lian Xu, Wanli Ouyang, Mohammed Bennamoun, Farid Boussaid, and Dan Xu. Multi-class token transformer for weakly supervised semantic segmentation. In *Proceedings of the IEEE/CVF conference on computer vision and pattern recognition*, pages 4310–4319, 2022. 4
- [37] Enneng Yang, Li Shen, Zhenyi Wang, Tongliang Liu, and Guibing Guo. An efficient dataset condensation plugin and its application to continual learning. *Advances in Neural Information Processing Systems*, 36, 2023. 2
- [38] Zeyuan Yin, Eric Xing, and Zhiqiang Shen. Squeeze, recover and relabel: Dataset condensation at imagenet scale from a new perspective. *Advances in Neural Information Processing Systems*, 36, 2024. 3
- [39] Bo Zhao and Hakan Bilen. Dataset condensation with differentiable siamese augmentation. In *International Conference on Machine Learning*, pages 12674–12685. PMLR, 2021. 2
- [40] Bo Zhao and Hakan Bilen. Dataset condensation with distribution matching. In *Proceedings of the IEEE/CVF Winter Conference on Applications of Computer Vision*, pages 6514–6523, 2023. 2, 3
- [41] Bo Zhao, Konda Reddy Mopuri, and Hakan Bilen. Dataset condensation with gradient matching. *arXiv preprint arXiv:2006.05929*, 2020. 1, 2, 3
- [42] Ganlong Zhao, Guanbin Li, Yipeng Qin, and Yizhou Yu. Improved distribution matching for dataset condensation. In *Proceedings of the IEEE/CVF Conference on Computer Vision and Pattern Recognition*, pages 7856–7865, 2023. 2
- [43] Xuyang Zhong and Chen Liu. Towards mitigating architecture overfitting in dataset distillation. *arXiv preprint arXiv:2309.04195*, 2023. 2
- [44] Bolei Zhou, Aditya Khosla, Agata Lapedriza, Aude Oliva, and Antonio Torralba. Learning deep features for discriminative localization. In *Proceedings of the IEEE conference on computer vision and pattern recognition*, pages 2921–2929, 2016. 2, 3
- [45] Binglin Zhou, Linhao Zhong, and Wentao Chen. Improve cross-architecture generalization on dataset distillation. *arXiv preprint arXiv:2402.13007*, 2024. 2
- [46] Binglin Zhou, Linhao Zhong, and Wentao Chen. Improve cross-architecture generalization on dataset distillation. *arXiv preprint arXiv:2402.13007*, 2024. 6
- [47] Muxin Zhou, Zeyuan Yin, Shitong Shao, and Zhiqiang Shen. Self-supervised dataset distillation: A good compression is all you need. *arXiv preprint arXiv:2404.07976*, 2024. 2

- [48] Lianghai Zhu, Yingyue Li, Jiemin Fang, Yan Liu, Hao Xin, Wenyu Liu, and Xinggong Wang. Weaktr: Exploring plain vision transformer for weakly-supervised semantic segmentation. *arXiv preprint arXiv:2304.01184*, 2023. 4