

BloomWise: Enhancing Problem-Solving capabilities of Large Language Models using Bloom’s-Taxonomy-Inspired Prompts

Maria-Eleni Zoumpoulidi Georgios Paraskevopoulos Alexandros Potamianos
 el19806@mail.ntua.gr geopar@central.ntua.gr potam@central.ntua.gr

School of Electrical and Computer Engineering,
 National Technical University of Athens, Greece

Abstract

Despite the continuous progress of Large Language Models (LLMs) across various tasks, their performance on mathematical problems and reasoning tasks remains limited. This limitation can be attributed, among other factors, to the inherent difficulty of these problems and the fact that solutions often consist of multiple steps, potentially of varying nature, making it challenging for a single prompting technique to execute all required steps. To address this, we introduce BloomWise, a new prompting technique, inspired by Bloom’s Taxonomy, aiming to improve LLMs’ performance in solving such problems by encouraging them to approach the problem starting from simple, i.e., remembering, and progressing to higher cognitive skills, i.e., analyzing, until the correct solution is reached. The decision regarding the need to employ more sophisticated cognitive skills is based on self-evaluation performed by the LLM. Thus, we encourage the LLM to deploy the appropriate cognitive processes. In extensive experiments across 4 popular math reasoning datasets, we have demonstrated the effectiveness of our proposed approach. We also present extensive ablations, analyzing the strengths of each module within our system.

1 Introduction

Stefan Banach once remarked, “Mathematics is the most beautiful and most powerful creation of the human spirit”. This appreciation of mathematics underscores the significance of equipping large language models (LLMs) with enhanced mathematical reasoning abilities. As we push the boundaries of what LLMs can achieve, fostering their capability to understand and manipulate mathematical concepts becomes increasingly crucial for advancements across a spectrum of scientific and technological domains.

Many recent approaches have leveraged the capabilities of in-context learning (ICL) (Brown et al.,

2020) to enhance LLMs’ problem-solving skills. Some of the most widely used techniques involve encouraging the LLM through prompts to develop a textual rationale with Chain-of-Thought prompting (Wei et al., 2022) (CoT) or Python functions with Program-Aided Language Model (Gao et al., 2022) and Program-of-Thought prompting (Chen et al., 2022) (PAL or PoT). Each approach has both advantages and drawbacks: Chain of Thought (CoT) breaks down reasoning into a sequential narrative, allowing for dynamic problem-solving approaches. However, it can sometimes compromise numerical accuracy (Wei et al., 2022), (Lewkowycz et al., 2022), as language models frequently encounter challenges with mathematical operations. On the other hand, techniques like PoT and PAL utilize Python code to tackle questions, leveraging the precision of Python interpreters for reliable computations but cannot deal with unknown variables.

Recently research efforts have pivoted towards integrating multiple methodologies, aiming to identify the most suitable approach for each specific problem, while harnessing the collective strengths of various techniques. The X of Thoughts (Liu et al., 2023) is a prompting method according to which the most suitable among the techniques of CoT (Chain of Thought), PoT (Program of Thought), and EoT (Equations of Thought) is selected, applied, and verified (iteratively, until a correct solution is found) with the goal of improving LLMs’ performance in solving mathematical problems.

Building on the foundation of methodological integration and striving for enhanced self-awareness in LLMs, we propose BloomWise, a novel cognitively-motivated prompting method. BloomWise encourages LLMs to methodically engage higher-order cognitive functions in a hierarchical fashion to reach a solution, persisting through a process until the correct resolution is found. By fostering a deliberate activation of cognitive pro-

cesses, BloomWise delves deeper into the realm of cognitive capabilities, aligning problem-solving strategies with Bloom’s taxonomy of educational objectives (see Figure 1) to improve understanding and precision in tackling complex mathematical challenges. By utilizing multi-level cognitive prompting we aim to enhance both the interpretability and accuracy of outcomes.

The main motivation behind BloomWise is to encourage the LLM to reach a solution by utilizing cognitive skills of gradually increasing complexity via multi-level prompting. The answer at each of the first five levels of Bloom’s taxonomy is self-evaluated by the LLM, which announces success if the solution is deemed correct, preventing progression to the next level. To demonstrate the effectiveness of our approach, we conduct extensive experiments on four popular mathematical reasoning datasets and achieve consistent improvements. Additionally, we explored several variants of our method, including majority voting among levels and Program of Bloom, that combines Bloom prompting with PoT. Further, we assessed the full potential of the proposed method using an Oracle to decide if we should move to the next level of the taxonomy. The main contributions are:

1. We introduce a novel cognitively-motivated multi-level prompting method for solving mathematical (and potentially other types of) problems based on Bloom’s taxonomy.
2. We incorporate the idea of early stopping in prompting, as the execution of the method terminates before iterating to all levels of the taxonomy when a correct solution is reached.
3. We investigate the performance of various LLMs at each cognitive level of the Bloom taxonomy for four popular math datasets.

Our results offer valuable insights into the cognitive skills exhibited by each LLM, as well as the skills required to solve different types of mathematical problems. Further, we demonstrate the potential of multi-level cognitively-motivated prompting for improving accuracy and enhancing interpretability.

2 Related Work

2.1 Reasoning with LLMs

As the domain of Large Language Models (LLMs) flourishes, a variety of prompting strategies have

been developed to enhance their reasoning capabilities. Initial achievements include facilitating reasoning through step-by-step chain-of-thought processes (Wei et al., 2022), utilizing programming to address procedural challenges (Gao et al., 2022; Chen et al., 2022) and employing zero-shot prompts that require only a single sentence to guide LLMs (Kojima et al., 2022). Furthermore, the Tree-of-Thoughts approach (Yao et al., 2023) intentionally navigates through various reasoning pathways and traverses tree-shaped structures of reasoning states. Moreover, X of Thoughts (Liu et al., 2023) selects, applies and verifies the most suitable among the techniques of CoT (Chain of Thought), PoT (Program of Thought), and EoT (Equation of Thought) iteratively, until a correct solution is found.

2.2 Metacognitive Prompting

The term “Metacognition” is used to indicate cognition about cognition, or more informally, thinking about thinking. The American developmental psychologist Flavell (1979) defined metacognition as “knowledge about cognition and control of cognition”.

This concept was expanded in the field of instruction tuning in LLMs. Wang and Zhao (2024) have introduced Metacognitive prompting, a novel prompting strategy for LLMs rooted in human introspective reasoning. The method was applied to Natural Language Understanding tasks.

3 Preliminaries

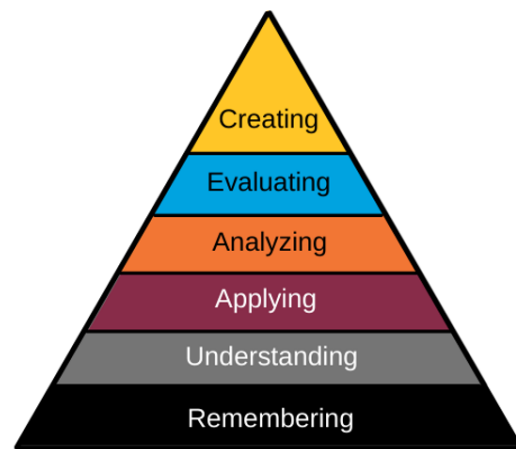


Figure 1: Bloom’s Taxonomy (as revised by Forehand et al. (2005)).

3.1 Bloom’s Taxonomy

Bloom’s Taxonomy is a multi-tiered model of classifying thinking according to six cognitive levels of complexity. In the original version of the Taxonomy, the lowest three levels are: remembering, understanding, and applying. The highest three levels are: analyzing, synthesizing, and evaluating. The taxonomy is hierarchical, as shown in Fig. 1, where each level is subsumed by the higher levels. During the 1990s, the taxonomy was revised. The new structure of the taxonomy is: remembering, understanding, applying, analyzing, evaluating, and creating. Our work is based on the revised taxonomy of Forehand et al. (2005). The steps used in the Taxonomy are defined as follows:

1. **Remembering:** Retrieving, recognizing, and recalling relevant knowledge from long-term memory.
2. **Understanding:** Constructing meaning from oral, written, and graphic messages through interpreting, exemplifying, classifying, summarizing, inferring, comparing, and explaining.
3. **Applying:** Carrying out or using a procedure through executing, or implementing.
4. **Analyzing:** Breaking material into constituent parts, determining how the parts relate to one another and to an overall structure or purpose through differentiating, organizing, and attributing.
5. **Evaluating:** Making judgments based on criteria and standards through checking and critiquing.
6. **Creating:** Putting elements together to form a coherent or functional whole; reorganizing elements into a new pattern or structure through generating, planning, or producing.

4 BloomWise

Our goal is to develop a generalized problem solving framework that iterates through prompts, each corresponding to a level of Bloom’s taxonomy, until the correct solution is reached. Next, we describe the overall framework and introduce each module in detail.

4.1 The Framework

The overall pipeline is described in Algorithm 1. In this framework, the process iterates through the first five¹ levels of Bloom’s taxonomy for a given problem. At each level, the language model receives as input the problem and a prompt tailored to that specific level. The response generated by the LLM is then self-evaluated. If the solution is evaluated as correct, success is declared, and the process halts, preventing progression to the next level. Conversely, if the solution is evaluated as incorrect, the process advances to the next level. This continues until all levels have been attempted. An overview of the framework can be found in Figure 2.

Algorithm 1 BloomWise Early Stop

```

1: Input:  $i$ 
2:  $level \leftarrow 1$ 
3: for  $l$  in levels do
4:    $res \leftarrow \text{Reasoning}(level\_prompt, i)$ 
5:    $eval \leftarrow \text{SelfEvaluate}(res)$ 
6:   if  $eval = \text{false}$  and  $level \leq 5$  then
7:      $level \leftarrow level + 1$ 
8:   else
9:     break
10:  end if
11: end for
12: return Output

```

4.2 Prompts

We designed prompts corresponding to each of the first five levels of Bloom’s Taxonomy. The detailed prompts are shown in Tables 7-11 in Appendix B².

Remembering: read the problem carefully, identify its type and main concepts, recall similar or the exact same problem and reply.

Understanding: summarize the problem and its relevant concepts.

Applying: design and apply a step-by-step methodology to reach a solution.

Analyzing: reach a solution after analyzing your thoughts on how the given problem should be

¹The sixth level of the taxonomy “Creating” could be useful for some tasks that require synthesis but we have found it of little relevance for math problems.

²Note that the prompts have been designed on purpose to be very basic and simple to gauge the potential of the method; we did not try any prompt engineering.

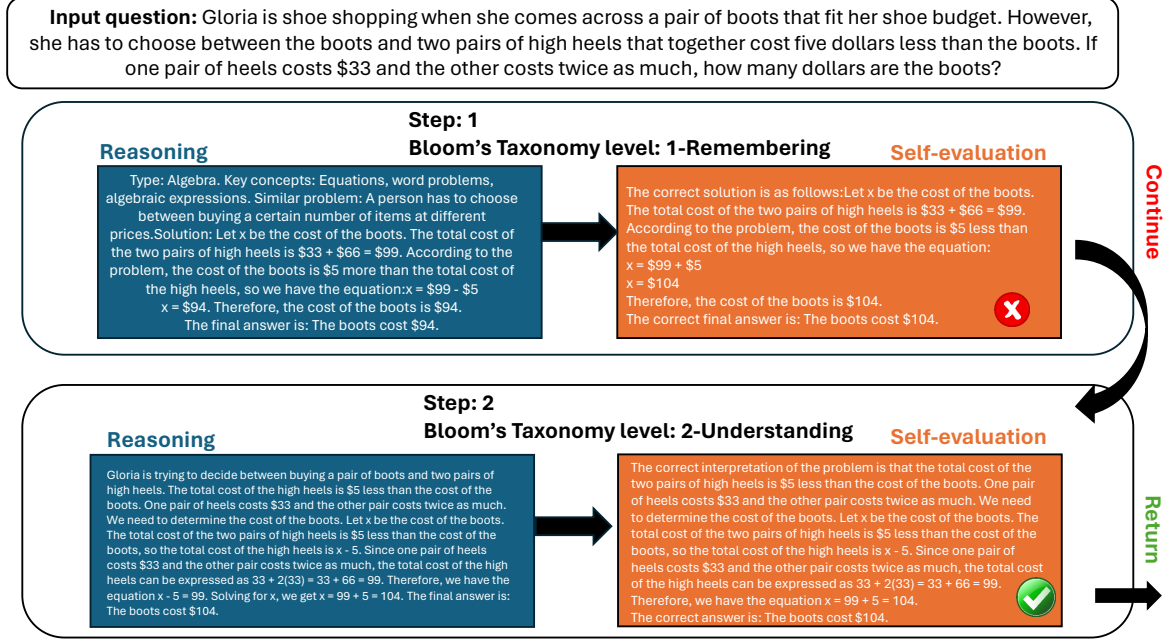


Figure 2: Overview of BloomWise Early Stop algorithm. The math problem is shown on top, followed by the output at each Bloom taxonomy level (blue box on the left) and the output for the self-evaluation step (orange box on the right). Input prompts are not shown, please refer to Appendix B. Self-evaluation fails at “Remembering” level 1 and the algorithm moves to “Understanding” level 2, where the self-evaluation succeeds. Consequently, the LLM returns the reply from level 2.

solved.

Evaluating: critically evaluate the solution when expressing it.

4.3 Self-evaluation

The verification module assesses the effectiveness of the reasoning solution through self-evaluation: The LLM is given the problem and a possible solution that it has generated, and is prompted to reproduce the solution while checking for errors. We have added a disclaimer in the prompt informing the LLM that the solution is probably wrong. An adversarial approach is adopted to raise the chances of identifying errors. It has been observed that requesting rephrasing helps smaller LLMs perform a more accurate evaluation. The self-evaluation prompt and an example reply is shown in Table 12. Further self-evaluation examples can be found in Figure 2.

4.4 Iteration and Early Stopping

For a given problem, the LLM processes prompts that are structured according to the corresponding level of Bloom’s taxonomy. This process continues until either a correct solution is identified or all levels have been attempted. This practice is based

on the assumption that a higher level of the taxonomy encourages the LLM to approach the problem in a more in-depth manner compared to a lower level. Additionally, if the prompt corresponding to a specific level leads to a correct solution there is no need for higher cognitive processing for the specific problem and early stopping is reasonable. This process is outlined in Figure 2.

4.5 Early Stopping using an Oracle

There are many ways to decide on which level of the taxonomy to stop. To explore the full potential of our method, we also investigated using an oracle to decide the optimal stopping point. Given a question q , we denote the correctness of the reasoning answers using each prompt as $\hat{R}_s(q) \in 0, 1$ compared to the gold label. The subscript $s \in \mathcal{S}$ corresponds to the reasoning approach of the Bloom taxonomy that is used to answer the question q , i.e., remembering, understanding, applying, analyzing, and evaluating. We define the accuracy under the oracle setting for N questions as:

$$Acc_{oracle} = \frac{1}{N} \sum_q \hat{R}(q), \quad (1)$$

Dataset	# Samples
GSM8K (Cobbe et al., 2021)	1,319
SVAMP (Patel et al., 2021)	1,000
Algebra (He-Yueya et al., 2023)	222
GSM-hard (Gao et al., 2022)	1,319

Table 1: Statistics of the datasets we used

where

$$\hat{R}(q) = \bigvee_{s \in \mathcal{S}} \hat{R}_s(q).$$

This BloomWise Oracle algorithm will solve correctly a given problem if any of the methods generates the correct answer.

4.6 BloomWise Majority Voting

As an alternative to early stopping we also investigated an approach where the final output is determined by a majority vote of the outputs corresponding to all five first stages of Bloom’s taxonomy. This method leverages the collective decision-making power of multiple cognitive reasoning stages. For a given question q , each reasoning stage $s \in \mathcal{S}$ of Bloom’s taxonomy generates a numerical result $R_s(q)$. The majority vote setting determines the final answer, based on the most frequent result among these stages. $\hat{R}_{\text{majority}}(q) \in 0, 1$ compared to the gold label. We define the accuracy under the majority vote setting for N questions using (1), where

$$\hat{R}(q) = \hat{R}_{\text{majority}}(q).$$

The majority vote setting represents a consensus-based approach where the model aims to solve a given problem based on the most frequent results from the methods employed. In cases where there is a tie (i.e., two or more answers have the same highest frequency), the first encountered answer among those with the highest frequency is chosen.

5 Experiments

5.1 Experimental Setting

Datasets Our experiments are conducted on a comprehensive set of four math reasoning datasets, encompassing various challenging math reasoning scenarios: GSM8K, SVAMP, Algebra and GSM-hard (this dataset includes problems from the GSM8K dataset with small numerical values replaced by larger ones to increase calculation complexity). The details of the statistics of the datasets can be found in Table 1.

Models We query OpenAI API for experiments³. Specifically, we use gpt-3.5-turbo for both the reasoning and the self-evaluation modules of our framework. We also experiment with a diverse set of foundation models of different sizes, including a mixture of expert models. The base models are the following: Llama2 (13B and 70B) (Touvron et al., 2023) and Mixtral 8x7B instruct (Jiang et al., 2024).

5.2 Comparison to state-of-the-art

In Table 2, we report solution accuracy across the four math datasets for the four LLMs we tested. We consider three prompting methods as baselines, namely CoT (Wei et al., 2022), PoT (Chen et al., 2022) and XoT (Liu et al., 2023), and compare with BloomWise Early Stop (BLES), Majority Voting (BLM) and Oracle (BLO). Overall, averaged over all datasets and models, BLM and XoT perform comparably achieving approximately 56.5% accuracy, followed by CoT and BLES at 50.6% and 49.1%, respectively, while PoT is the worse performer at 40.2%. When using an Oracle, BLO accuracy is significantly higher than prompting methods at 71% accuracy demonstrating the potential of BloomWise.

Performance per task: BLM is the top performer for the GSM8K and SVAMP tasks, while for Algebra XoT and BLM perform similarly. Specifically for SVAMP that average BLM accuracy across the four models is at 76.4% while XoT is at 69.5%. For GSM8K the accuracy is at 63% vs 59.4% for BLM vs XoT. All three BloomWise variants perform relatively poorly on the GSM-hard dataset due to the numerical complexity that characterizes this particular dataset, while XoT performs best followed by PoT. BLO reduces the relative error rate compared to the best performing prompting method (BLM or XoT) by up to 53% for SVAMP, 47% for GSM8K, 30% for Algebra, with no improvement for GSM-hard.

Performance per model: The best performing prompting method is very much model dependent. BLM is the top performer for LLaMA2-13B and mixtral LLMs, while XoT is the top performer for LLaMA2-70B and gpt3.5-turbo. BLES performs well for gpt3.5-turbo and mixtral, but relatively poorly for the LLaMA2 models (see also the next section for a deep dive into early stopping perfor-

³<https://openai.com>

	Dataset	CoT	PoT	XoT	BloomWise EarlyStop (BLES)	BloomWise Majority Voting (BLM)	BloomWise Oracle (BLO)
GPT 3.5 turbo	GSM8K	80.2	77.2	83.3	78.2	<u>82.6</u>	92.5
	SVAMP	79.5	79.5	83.6	<u>84.7</u>	88.0	94.8
	Algebra	81.5	62.5	89.9	85.1	<u>86.0</u>	92.3
	GSM-hard	42.4	<u>61.8</u>	63.4	40.6	44.4	58.0
LLaMA2-70B	GSM8K	59.1	52.3	<u>57.9</u>	38.7	56.4	76.8
	SVAMP	75.2	73.6	77.0	55.9	<u>76.2</u>	90.0
	Algebra	43.2	35.6	64.0	28.4	<u>45.5</u>	67.5
	GSM-hard	27.1	<u>43.1</u>	43.8	13.1	20.2	32.7
LLaMA2-13B	GSM8K	27.5	26.4	<u>30.2</u>	29.7	37.6	59.9
	SVAMP	40.3	<u>50.4</u>	46.2	43.4	55.2	78.6
	Algebra	20.3	26.1	30.2	25.2	<u>29.3</u>	53.2
	GSM-hard	8.5	22.7	<u>17.4</u>	7.2	9.8	19.7
Mixtral 8x7B Instruct	GSM8K	66.8	13.9	66.0	69.4	75.4	88.7
	SVAMP	72.2	6.8	71.2	<u>82.4</u>	86.2	92.7
	Algebra	54.9	2.3	54.0	<u>71.1</u>	71.6	86.9
	GSM-hard	31.5	8.5	31.4	<u>33.2</u>	37.7	50.9

Table 2: Solution accuracy across various models and math reasoning datasets. The baseline results for Llama2 and GPT 3.5 turbo are taken from Liu et al. (2023). Best performer is shown in bold and second best is underlined (excluding the BloomWise Oracle model).

mance). BLO reduces the error rate compared to the best performing prompting method for all models, ranging on average between 15% relative for LLaMA2-70B to 37% for mixtral.

6 Ablation studies and improved self-evaluation

The analysis of the results will be structured along two axes. The first concerns the study and commentary of the results by Bloom taxonomy level. The second focuses on closing the performance gap between the self-evaluation (BLES) and the oracle setting (BLO) of BloomWise by exploring better self-evaluation approaches. Towards this end, we present a variant of our method: the Program of Bloom.

6.1 Performance at each cognitive level

6.1.1 LLMs and cognitive abilities

In Figure 3 we show the number of correctly solved problems per cognitive level for all four LLMs tested. For this analysis, we executed the prompts corresponding to each of the first five stages of the taxonomy (no early stopping). A problem might be correctly solved in more than one stages.

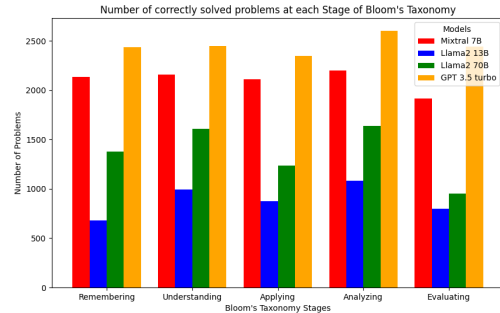


Figure 3: Correctly solved problems per Bloom’s Level

From the histogram, we can draw several conclusions about the relationship between the cognitive abilities of an LLM and its size and sophistication.

First, all models achieve their best performance at ‘Analyzing’, followed by ‘Understanding’, although their overall performance varies. Despite the intuitive expectation that smaller less sophisticated models might excel at simpler cognitive abilities this is not supported by the data in the histogram. It shows a clear need for deep processing and comprehension of the problem itself for all models, as the ‘Understanding’ and ‘Analyzing’ stages emphasize these aspects. This might also be due to the fact that the prompts associated with ‘Understanding’ and ‘Analyzing’ are similar to the prompts of traditional prompting methods like CoT, i.e., despite the lack of sophistication of smaller models they have been exposed to such “thinking” patterns during fine-tuning or alignment

Dataset	Remembering	Understanding	Applying	Analyzing	Evaluating
GSM8K	72.6	73.2	70.2	78.0	73.7
SVAMP	81.6	83.3	76.5	81.8	81.2
Algebra	75.2	74.7	75.2	85.6	80.2
GSM-hard	37.8	36.5	37.0	42.8	36.6

Table 3: Accuracy per Bloom’s Stage for GPT 3.5 turbo.

directly or via distillation from bigger models.

Second, larger LLMs such as GPT-3.5 Turbo, or more sophisticated models like Mixtral, demonstrate a more homogeneous performance across the cognitive levels, indicating a consistent ability to tackle tasks at any level of cognitive complexity. In contrast, smaller or less sophisticated models, such as Llama2 ranging from 13b to 70b, show more variation in their performance across these levels. This behavior reinforces the belief that a deep understanding of the problem is sine qua non, especially for smaller LLMs, likely because they faithfully apply what is explicitly stated in the prompt. In contrast, larger models are capable of identifying and addressing any gaps in the understanding of the problem before proceeding to the solution, even when such action is not explicitly requested. This suggests that size and sophistication likely contribute to an LLM’s capacity to maintain consistent performance across diverse cognitive challenges. This is another indication to the improved generalization abilities of larger models to less familiar prompting methods, e.g., “Applying”.

6.1.2 Problem type and cognitive depth

For the sake of simplicity for this analysis, we will focus only on the results concerning the more sophisticated model, GPT-3.5 Turbo results per processing level and math dataset are shown in Table 3 (for the interested reader results for the rest of the models are shown in Appendix A). GSM8K, the most challenging dataset from a rationale point of view, achieves a better accuracy in “Analyzing” and “Evaluating”, denoting that harder problems require higher stages of the taxonomy in order to be accurately solved. The reverse does not seem to hold true for algebra has its best performance in the last two stages. The SVAMP dataset (the best and second best performing in accuracy, for BLM and BLES, respectively) performs better in understanding and analyzing but records its lowest performance in applying. The most challenging dataset for calculations, GSM-hard, achieves its

highest accuracy in “Analyzing” followed by “Remembering”, which could indicate a high level of familiarity of this model with the problems.

Model	Self-evaluation Accuracy
GPT 3.5 turbo	68.1
Llama2 70B	56.5
Llama2 13B	45.8
Mixtral 8x7B	62.8

Table 4: Self-evaluation accuracy across models. Larger/more sophisticated LLMs achieve a more accurate self-evaluation.

Dataset	BloomWise	Program of Bloom
GSM8K	78.2	73.2
SVAMP	84.7	81.0
Algebra	85.1	67.1
GSM-hard	40.6	53.6

Table 5: Comparison between Program of Bloom and BloomWise-Results for GPT3.5 turbo

6.2 Self-evaluation

The results regarding the accuracy of the module of self-evaluation can be found in Table 4. Self-evaluation has been found to work better for larger or more sophisticated models. These models, with their vast knowledge bases and advanced reasoning capabilities, are better equipped to assess the quality of their own responses and make necessary adjustments. They can identify gaps in their understanding, recognize when a solution is not viable, and iterate upon their initial attempts to arrive at a more accurate and comprehensive answer.

6.3 Program of Bloom

In order to reduce the errors in calculations, we utilized Python code in our framework. More specifically, we used the same prompts but requested the answer in the form of python code which was safely executed. Handling Python code, especially for self-evaluation, is challenging for smaller LLMs, so we limited our experiments to GPT-3.5 Turbo. For the GSM-hard dataset—the most challenging

in terms of calculations—accuracy improved by 13%. For the rest of the datasets, accuracy was lower compared to that achieved with BloomWise. Results can be found in Table 5. A possible explanation for the reduced performance of this variant is the fact that the prompts are not suitable for expressing the answer in code format. The textual rationale is a more suitable way of structuring the response because the strict structure required for using code does not always allow for the specific prompts to be followed.

7 Conclusion

We propose BloomWise, a problem-solving framework that uses prompts inspired by the first five levels of Bloom’s Taxonomy to reach the correct solution. We introduce three variants of our method: EarlyStop, which halts the process if a solution is self-evaluated as correct, preventing progression to higher levels of the taxonomy; Program of Bloom, similar to EarlyStop but requiring the answer in the form of Python code; and Majority Voting, where the final solution is determined by a consensus across the outputs. Experiments conducted on four math reasoning datasets demonstrated the efficiency of our method, showcasing not only accuracy but also providing valuable insights into the cognitive abilities of large language models (LLMs). Among the variants, Majority Voting achieved the highest accuracy, while EarlyStop prioritized computational efficiency. Notably, the accuracy gap between EarlyStop and Majority Voting narrows for larger or more sophisticated models. The Program of Bloom variant achieved the best accuracy only on the GSM-hard dataset, while it performed the lowest on the rest of the datasets.

Both the oracle setting and Majority Voting demonstrate the potential of our work. In the future we plan to further enhance and enrich the EarlyStop variant, with effective techniques for enhanced self-assessment and determining the optimal Bloom’s Taxonomy level for each question. We expect this approach to yield good performance, while remaining economical in terms of the amount of tokens used for prompting. Additionally, we aim to integrate this approach with the Tree-of-Thoughts methodology (Yao et al., 2023) and investigate the effectiveness of incorporating memory from previous cognitive steps. We also believe that extending this approach to a broader range of tasks presents an exciting opportunity for future research.

Limitations

We acknowledge that, while the BloomWise Oracle results show great promise, BloomWise EarlyStop has not yet achieved its full potential. One area requiring further investigation is self-evaluation or other criteria for early stopping. Further, we have only experimented with very basic prompts, prompt tuning may improve performance surpassing the state of the art. Last but not least, adding the LLM replies from the previous levels of Bloom’s taxonomy together with the prompt for the current level also has potential for improving the performance for all BloomWise variants.

Ethics Statement

The data used in our work all come from public datasets, and our proposed method can be integrated with other methods. Our work conforms to the [ACL Ethics Policy](#).

References

- Tom B. Brown, Benjamin Mann, Nick Ryder, Melanie Subbiah, Jared Kaplan, Prafulla Dhariwal, Arvind Neelakantan, Pranav Shyam, Girish Sastry, Amanda Askell, Sandhini Agarwal, Ariel Herbert-Voss, Gretchen Krueger, Tom Henighan, Rewon Child, Aditya Ramesh, Daniel M. Ziegler, Jeffrey Wu, Clemens Winter, Christopher Hesse, Mark Chen, Eric Sigler, Mateusz Litwin, Scott Gray, Benjamin Chess, Jack Clark, Christopher Berner, Sam McCandlish, Alec Radford, Ilya Sutskever, and Dario Amodei. 2020. [Language models are few-shot learners](#). In *Advances in Neural Information Processing Systems 33: Annual Conference on Neural Information Processing Systems 2020, NeurIPS 2020*. NeurIPS 2020, December 6-12, 2020, virtual conference.
- Wenhu Chen, Xueguang Ma, Xinyi Wang, and William W. Cohen. 2022. [Program of thoughts prompting: Disentangling computation from reasoning for numerical reasoning tasks](#). *CoRR*, abs/2211.12588. Preprint available at arXiv.
- Karl Cobbe, Vineet Kosaraju, Mohammad Bavarian, Jacob Hilton, Reiichiro Nakano, Christopher Hesse, and John Schulman. 2021. [Training verifiers to solve math word problems](#). *CoRR*, abs/2110.14168.
- John H. Flavell. 1979. [Metacognition and cognitive monitoring: A new area of cognitive-developmental inquiry](#). *American Psychologist*, 34:906–911.
- Mary Forehand et al. 2005. Bloom’s taxonomy: Original and revised. *Emerging perspectives on learning, teaching, and technology*, 8:41–44.

- Luyu Gao, Aman Madaan, Shuyan Zhou, Uri Alon, Pengfei Liu, Yiming Yang, Jamie Callan, and Graham Neubig. 2022. [PAL: Program-Aided Language Models](#). *CoRR*, abs/2211.10435. Preprint available at arXiv.
- Joy He-Yueya, Gabriel Poesia, Rose E. Wang, and Noah D. Goodman. 2023. [Solving math word problems by combining language models with symbolic solvers](#). *CoRR*, abs/2304.09102.
- Albert Q. Jiang, Alexandre Sablayrolles, Antoine Roux, Arthur Mensch, Blanche Savary, Chris Bamford, Devendra Singh Chaplot, Diego de las Casas, Emma Bou Hanna, Florian Bressand, Gianna Lengyel, Guillaume Bour, Guillaume Lample, L  lio Renard Lavaud, Lucile Saulnier, Marie-Anne Lachaux, Pierre Stock, Sandeep Subramanian, Sophia Yang, Szymon Antoniak, Teven Le Scao, Th  ophile Gerv  t, Thibaut Lavril, Thomas Wang, Timoth  e Lacroix, and William El Sayed. 2024. [Mixtral 8x7b: A sparse mixture of experts language model](#). *arXiv*, 2401.04088. Comments: See more details at the provided URL.
- Takeshi Kojima, Shixiang Shane Gu, Machel Reid, Yutaka Matsuo, and Yusuke Iwasawa. 2022. [Large language models are zero-shot reasoners](#). In *Advances in Neural Information Processing Systems (NeurIPS)*. NeurIPS 2022.
- Aitor Lewkowycz, Anders Andreassen, David Dohan, Ethan Dyer, Henryk Michalewski, Vinay V. Ramasesh, Ambrose Slone, Cem Anil, Imanol Schlag, Theo Gutman-Solo, Yuhuai Wu, Behnam Neyshabur, Guy Gur-Ari, and Vedant Misra. 2022. Solving quantitative reasoning problems with language models. In *NeurIPS*.
- Tengxiao Liu, Qipeng Guo, Yuqing Yang, Xiangkun Hu, Yue Zhang, Xipeng Qiu, and Zheng Zhang. 2023. [Plan, verify and switch: Integrated reasoning with diverse X-of-thoughts](#). In *Proceedings of the 2023 Conference on Empirical Methods in Natural Language Processing*, pages 2807–2822, Singapore. Association for Computational Linguistics.
- Arkil Patel, Satwik Bhattamishra, and Navin Goyal. 2021. [Are nlp models really able to solve simple math word problems?](#) In *Proceedings of the 2021 Conference of the North American Chapter of the Association for Computational Linguistics: Human Language Technologies*, pages 2080–2094, Online. Association for Computational Linguistics.
- Hugo Touvron, Louis Martin, Kevin Stone, Peter Albert, Amjad Almahairi, Yasmine Babaei, Nikolay Bashlykov, Soumya Batra, Prajjwal Bhargava, Shruti Bhosale, Dan Bikel, Lukas Blecher, Cristian Canton-Ferrer, Moya Chen, Guillem Cucurull, David Esiobu, Jude Fernandes, Jeremy Fu, Wenyin Fu, Brian Fuller, Cynthia Gao, Vedanuj Goswami, Naman Goyal, Anthony Hartshorn, Saghar Hosseini, Rui Hou, Hakan Inan, Marcin Kardas, Viktor Kerkez, Madian Khabsa, Isabel Kloumann, Artem Korenev, Punit Singh Koura,
- Marie-Anne Lachaux, Thibaut Lavril, Jenya Lee, Diana Liskovich, Yinghai Lu, Yuning Mao, Xavier Martinet, Todor Mihaylov, Pushkar Mishra, Igor Molybog, Yixin Nie, Andrew Poulton, Jeremy Reizenstein, Rashi Rungta, Kalyan Saladi, Alan Schelten, Ruan Silva, Eric Michael Smith, Ranjan Subramanian, Xiaoqing Ellen Tan, Binh Tang, Ross Taylor, Adina Williams, Jian Xiang Kuan, Puxin Xu, Zheng Yan, Iliyan Zarov, Yuchen Zhang, Angela Fan, Melanie Kambadur, Sharan Narang, Aur  lien Rodriguez, Robert Stojnic, Sergey Edunov, and Thomas Scialom. 2023. [Llama 2: Open foundation and fine-tuned chat models](#). *CoRR*, abs/2307.09288.
- Yuqing Wang and Yun Zhao. 2024. [Metacognitive prompting improves understanding in large language models](#). *CoRR*, abs/2308.05342. Presented at NAACL 2024. Subjects: Computation and Language (cs.CL); Artificial Intelligence (cs.AI).
- Jason Wei, Xuezhi Wang, Dale Schuurmans, Maarten Bosma, Brian Ichter, Fei Xia, Ed H. Chi, Quoc V. Le, and Denny Zhou. 2022. [Chain-of-thought prompting elicits reasoning in large language models](#). In *Advances in Neural Information Processing Systems (NeurIPS)*. Presented at NeurIPS 2022.
- Shunyu Yao, Dian Yu, Jeffrey Zhao, Izhak Shafran, Thomas L. Griffiths, Yuan Cao, and Karthik Narasimhan. 2023. [Tree of thoughts: Deliberate problem solving with large language models](#). *CoRR*, abs/2305.10601. Preprint available at arXiv.

A Accuracy per Bloom’s level for Llama2 and Mixtral

Results for Llama2 and Mixtral can be found in Table 6. In most cases, the best accuracy is recorded in the ‘Analyzing’ and ‘Understanding’ levels. It is worth noting the strong performance of Mixtral in ‘Remembering’, which, for some datasets, is the best among the five stages. This could indicate a higher level of familiarity with the problems or tasks compared to the other models.

B Prompts and Example Outputs for BloomWise

In this section, we provide input and output examples for each level of Bloom’s taxonomy in Tables 7-11 and for self-evaluation in Table 12. The instruction prefix in each prompt, e.g., “Summarize the problem and relevant concepts. Try to solve using this information” in Table 8 for the “Understanding” level of the taxonomy, is fixed for all inputs for a taxonomy level. Note the simplicity and brevity of the instruction prompt prefix.

	Dataset	Remembering	Understanding	Applying	Analyzing	Evaluating
LLaMA2-70B	GSM8K	38.7	49.3	35.7	49.8	26.7
	SVAMP	60.1	64.7	52.8	64.7	41.6
	Algebra	34.2	40.5	28.8	41.4	25.6
	GSM-hard	14.5	16.8	13.3	18.6	9.6
LLaMA2-13B	GSM8K	17.3	29.8	24.9	35.3	24.0
	SVAMP	34.5	44.3	40.1	42.7	35.0
	Algebra	14.8	23.8	23.8	27.9	21.6
	GSM-hard	5.5	7.7	7.2	9.6	6.2
Mixtral 8x7B Instruct	GSM8K	62.5	63.9	62.0	65.1	61.8
	SVAMP	77.1	75.4	73.6	76.6	64.0
	Algebra	64.8	62.2	59.5	63.0	58.1
	GSM-hard	30.2	32.0	32.2	32.9	25.4

Table 6: Accuracy per Bloom’s Stage for each LLM and math task.

Input:	Carefully read the problem. Identify the type (e.g., algebra, geometry) and key concepts. Recall similar problems. If you recall the solution, state it. Problem: James decides to run 3 sprints 3 times a week. He runs 60 meters each sprint. How many total meters does he run a week?
Output:	Type: Arithmetic Key concepts: Multiplication, addition Similar problems: Calculating total distance traveled in a given time period Solution: James runs 3 sprints 3 times a week, so he runs a total of $3 \times 3 = 9$ sprints in a week. Each sprint is 60 meters, so the total distance James runs in a week is $9 \times 60 = 540$ meters. The final answer is: 540 meters.

Table 7: Example of a response corresponding to “Remembering” prompt.

Input:	Summarize the problem and relevant concepts. Try to solve using this information. Problem: 43 children were riding on the bus. At the bus stop some children got off the bus. Then there were 21 children left on the bus. How many children got off the bus at the bus stop?
Output:	The problem involves 43 children initially on the bus, with some getting off at the bus stop, leaving 21 children on the bus. We need to determine how many children got off the bus at the bus stop. To solve this problem, we can subtract the number of children left on the bus from the initial number of children to find out how many got off. $43 - 21 = 22$ Therefore, 22 children got off the bus at the bus stop. The final answer is: 22

Table 8: Example of a response corresponding to “Understanding” prompt.

Input:	Design and apply a step-by-step methodology. Alice runs 1.9 times faster than Bob, who runs at 4.7 mph. How fast does Alice run, in mph?
Output:	<p>Step 1: Define the variables. Let A be the speed at which Alice runs in mph. Let B be the speed at which Bob runs in mph.</p> <p>Step 2: Translate the given information into equations. From the problem statement, we know that Alice runs 1.9 times faster than Bob, so we can write the equation: $A = 1.9B$.</p> <p>Given that Bob runs at 4.7 mph, we can substitute $B = 4.7$ into the equation above: $A = 1.9(4.7)$.</p> <p>Step 3: Solve for A. $A = 1.9(4.7)$. $A = 8.93$ mph.</p> <p>Step 4: Final answer. The final answer is: Alice runs at a speed of 8.93 mph.</p>

Table 9: Example of a response corresponding to "Applying" prompt.

Input:	<p>Analyze your thoughts.</p> <p>Josh decides to try flipping a house. He buys a house for \$80,000 and then puts in \$50,000 in repairs. This increased the value of the house by 150%. How much profit did he make?</p>
Output:	<p>To find out how much profit Josh made, we first need to calculate the new value of the house after the repairs. The increase in value of 150% means the new value of the house is 250% of the original value (100% original value + 150% increase).</p> <p>Original value of the house = \$80,000</p> <p>Increase in value = 150% of \$80,000 = $1.5 \times \\$80,000 = \\$120,000$</p> <p>New value of the house = $\\$80,000 + \\$120,000 = \\$200,000$</p> <p>Now, to find out how much profit Josh made, we subtract the total cost (purchase price + repairs) from the new value of the house.</p> <p>Total cost = $\\$80,000 + \\$50,000 = \\$130,000$</p> <p>Profit = New value of the house - Total cost = $\\$200,000 - \\$130,000 = \\$70,000$</p> <p>Therefore, Josh made a profit of \$70,000.</p> <p>The final answer is: \$70,000.</p>

Table 10: Example of a response corresponding to "Analyzing" prompt.

Input:	<p>Evaluate your solution critically.</p> <p>Carlos is planting a lemon tree. The tree will cost \$90 to plant. Each year it will grow 7 lemons, which he can sell for \$1.5 each. It costs \$3 a year to water and feed the tree. How many years will it take before he starts earning money on the lemon tree?</p>
Output:	<p>To evaluate the solution critically, we need to consider all the costs and revenues involved in planting the lemon tree.</p> <p>Costs:</p> <p>Initial cost of planting the tree: \$90</p> <p>Annual cost of watering and feeding the tree: \$3</p> <p>Revenues:</p> <p>Number of lemons grown per year: 7</p> <p>Price per lemon: \$1.5</p> <p>To calculate the annual profit, we need to subtract the total cost from the total revenue:</p> <p>Total revenue = 7 lemons/year * \$1.5/lemon = \$10.5/year</p> <p>Total cost = \$3/year</p> <p>Annual profit = Total revenue - Total cost = \$10.5 - \$3 = \$7.5/year</p> <p>To determine how many years it will take before Carlos starts earning money on the lemon tree, we need to consider the initial cost of planting the tree. Since the annual profit is \$7.5, it will take $\\$90 / \\$7.5 = 12$ years for Carlos to recoup the initial cost of planting the tree.</p> <p>Therefore, the final answer is: It will take 12 years for Carlos to start earning money on the lemon tree.</p>

Table 11: Example of a response corresponding to "Evaluating" prompt.

Input:	<p>Carefully read the problem and the solution. Try to reproduce the solution in your own words while carefully checking for errors, as the solution is probably wrong (as a rationale or calculation). Provide the numerical result at the end of your answer.</p> <p>Problem: Jill gets paid \$20 per hour to teach and \$30 to be a cheerleading coach. If she works 50 weeks a year, 35 hours a week as a teacher and 15 hours a week as a coach, what's her annual salary?</p> <p>Solution: Type: Algebra. Key concepts: Rates, hours worked, annual salary. Similar problems: Calculating annual salary based on hourly rates and hours worked.</p> <p>Teacher's salary per week = $\\$20/\text{hour} * 35 \text{ hours/week} = \\$700/\text{week}$</p> <p>Coach's salary per week = $\\$30/\text{hour} * 15 \text{ hours/week} = \\$450/\text{week}$</p> <p>Total weekly salary = $\\$700 + \\$450 = \\$1150/\text{week}$</p> <p>Annual salary = $\\$1150/\text{week} * 50 \text{ weeks/year} = \\$57,500/\text{year}$</p> <p>The final answer is: \$57,500.</p>
Output:	<p>Revised Solution: To find Jill's annual salary, we need to calculate her total earnings from teaching and coaching for the entire year.</p> <p>Teacher's salary per week = $\\$20/\text{hour} * 35 \text{ hours/week} = \\$700/\text{week}$</p> <p>Coach's salary per week = $\\$30/\text{hour} * 15 \text{ hours/week} = \\$450/\text{week}$</p> <p>Total weekly salary = $\\$700 + \\$450 = \\$1150/\text{week}$</p> <p>To find the annual salary, we multiply the weekly salary by the number of weeks in a year:</p> <p>Annual salary = $\\$1150/\text{week} * 50 \text{ weeks/year} = \\$57,500/\text{year}$</p> <p>Therefore, Jill's annual salary is \$57,500.</p>

Table 12: Example of a self-evaluation prompt and reply.