

Large Language Models can Achieve Social Balance

Pedro Cisneros-Velarde

VMware Research Group, USA

pacisne@gmail.com

Abstract

Social balance is a well-established concept in sociology which dictates how individual interactions can lead a population to become one faction of positive interactions or be divided in two or more antagonistic factions. In this paper, we consider a group of large language models (LLMs) and study how, after continuous interactions, they can achieve social balance. Across three different LLM models, we find that achieving social balance depends on (i) the type of interaction; (ii) whether agents consider homophily or influence from their peers; and (iii) the population size. We characterize how each model achieves social balance with different frequency, diversity of positive or negative interactions, and interaction stability across conditions (i) to (iii). We show that models achieve different notions of social balance and justify their social dynamics differently. Remarkably, the largest model is not necessarily more likely to achieve social balance with more frequency, stability, and diversity than the smaller ones.

1 Introduction

Large Language Models (LLMs) have outstanding relevancy not only due to their ability to understand language (Xi et al., 2023; Kojima et al., 2022; Wei et al., 2022a,b), but also to express logical and complex reasoning (Wei et al., 2022c; Yao et al., 2023; Bang et al., 2023), learn from examples (Wan et al., 2023), etc. Moreover, multi-agent systems or populations of LLMs are known to express complex opinion dynamics (Chuang et al., 2024a,b; Cisneros-Velarde, 2024). These abilities are influenced by biases (Liang et al., 2023) from pre-training data (Albalak et al., 2024) and/or alignment procedures (Christiano et al., 2017). The effect of such biases have been analyzed at both individual (Liang et al., 2023; Horton, 2023; Mo et al., 2024) and multi-agent (Cisneros-Velarde, 2024) levels. In a sociopsychological context, pre-training and alignment also influence how LLMs express (Serapio-Garcia et al., 2023) or assess (Rao et al., 2023) personality traits, as well as expressions of value or judgment (Wang et al., 2024; Sorensen et al., 2024), impacting any display of sociopsychological qualities (Zhou et al., 2024).

Contributing to this increasing literature on LLMs in multi-agent and sociologically relevant scenarios (Gao et al., 2024), we study how LLM agents understand positive and negative interactions among themselves in order to update their own interactions with their peers. By *interaction*, we broadly refer to a *relationship*, *opinion*, or *appraisal* that relates an agent with another one. To the best of our knowledge, this problem has not been widely studied in the multi-agent setting.

To study this problem more concretely, we take from the sociological literature the well-established framework of *social balance*. Social balance dictates the positive and negative interactions that must be held within every group of three individuals or *triad* in a population (e.g., a social network) so that the whole population can express sociologically relevant structures. In particular, *structural balance* (Heider, 1946) characterizes the *signed* interactions that lead to the emergence of one *faction* where all individuals have positive interactions with each other, or two factions where interactions are positive within the same faction and negative across factions. Within a triad, structural balance is dictated by so-called “Heider’s rules”: (i) the enemy of an enemy is a friend; (ii) the friend of an enemy is an enemy; (iii) the enemy of a friend is an enemy; (iv) the friend of a friend is a friend. It is argued that when one of these rules is violated, it generates a *cognitive dissonance* which the individual must resolve (Festinger, 1957; Ric, 2015). Another notion of social balance is *clustering balance* (Davis, 1967), which happens when rule (i) is relaxed within a triad of agents, i.e., three agents can be enemies of each other. Unlike structural balance, clustering balance allows the emergence of more than two antagonistic factions. Figure 1 illustrates all socially balanced triads.

Now, in the context of a group of LLMs interacting with each other and continuously updating such interactions, there is really *no guarantee or way to anticipate* that a triad of LLM agents will satisfy Heider’s rules and achieve social balance. Thus, our primary focus is to study the appearance of social balance in a group of three agents across different LLM models. It is logical to first establish results for this fundamental case before studying balance in larger groups because a triad *is* the basis of Heider’s rules. After this, we also study populations of multiple triads (more than three agents).

In our work, the updating of interactions is affected in two dimensions. The first dimension is the *type* of interaction. Indeed, friendly and unfriendly ties among agents can be expressed as positive and negative *relationships* with each other, or *appraisals* or *opinions* of each other. These types of interactions are present in both theoretical and empirical sociological literature; e.g., (Szell et al., 2010; Leskovec et al., 2010; Cisneros-Velarde & Bullo, 2020). The second dimension is *how* agents update their interactions. Mathematical sociology identifies two types of *update mechanisms* (Mei et al., 2019): *homophily* and *influence*. Consider an agent i who wants to update its tie to agent j . Homophily is when agent i does a comparison between (a) how it and agent j relate to the other agents, and (b) how it directly relates to agent j . Influence is when agent i considers, instead of (b), how agent j directly relates to agent i itself. Essentially, homophily and influence define *opposite* directions in the comparison of interactions.

From an engineering perspective, it is relevant to understand how LLMs assess positive and negative interactions since LLMs may be deployed in situations where their actions depend on such assessments, particularly within multi-agent systems (Guo et al., 2024). For example, LLMs can participate in social media (Leskovec et al., 2010), where establishing negative ties has great influence on opinion mobilization (Kumar et al., 2018). In non-virtual networks, negative ties are associated to information diffusion and centrality of individuals (Ghasemian & Christakis, 2024). Appendix A.4 further explains an application example.

From another applied perspective, our work contributes to the characterization of alignment in LLMs (Liang et al., 2023): how *effectively* an LLM model is in achieving social balance could be used as a metric for how alignment affects social dynamics. Indeed, in our work, LLMs are only affected by “built-in” biases, since there is no impersonation of specific demographics (Aher et al., 2023) that could introduce additional biases (Salewski et al., 2023; Chuang et al., 2024a).

Contributions

Our experiments are conducted using three LLM models: Llama 3 70B, Llama 3 8B, and Mistral.

For a population of a single triad:

We show that all LLM models are able to achieve social balance after repeated interactions.

The *type* of social balance (structural or clustering), *sign configurations* of the balanced triads being achieved (Figure 1), and *frequency* of achieving social balance differ across the LLM models and settings of types of interactions and update mechanisms. Llama 3 70B is the only model that strictly achieves structural balance, while Mistral strictly achieves clustering balance. Llama 3 70B always achieves social balance more frequently than Mistral. Thus, the largest model achieves social balance in its *strongest* notion and more frequently. We also find that safety aligned models (Llama 3 family) result in more positive social interactions than the non-aligned one (Mistral).

Moreover, we find that LLMs process update mechanisms differently: the *same* update mechanism can have different and even opposite effects on the amount of positive/negative interactions and on the diversity of sign configurations of the balanced triads.

Remarkably, we find that a model that achieves social balance more often: (i) does not necessarily have more diversity of socially balanced triads; and (ii) is not necessarily more stable when updating its interactions (i.e., less likely to “break” its socially balanced state or to change the sign of its interactions less frequently as interactions continue). We find (i) and (ii) when comparing the larger Llama 3 70B to Mistral across all settings, and (i) when comparing the smaller Llama 3 8B to Llama 3 70B in some settings.

We also find that LLMs have an awareness of sociopsychological processes that lead to social balance. When justifying the updating of social interactions, the relevant keywords “cognitive dissonance” and “dissonance” only occur in the Llama 3 family and are used to justify interactions that *no longer contradict* Heider’s rules—thus agreeing with sociological theory. They occur more frequently in the larger 70B model—the same model which achieves the strongest notion of social balance. □

For a population of multiple triads:

We show that all LLM models are able to achieve social balance. Unlike the single triad case, Llama 3 8B and

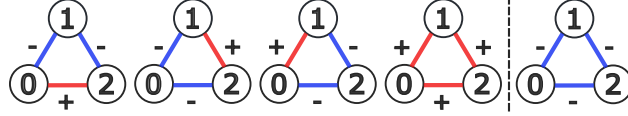


Figure 1: **Sign configurations of social balance for a triad.** A triad can be represented by a graph with three nodes, each node being an agent labeled as 0, 1, and 2. The first four triads define structural balance with the sign configurations following Heider’s rules from the perspective of node 0 (e.g., in the first triad: agent 2 is an enemy of agent 1, who in turn is an enemy of agent 0; therefore, agent 2 is a friend of agent 0). All five triads define clustering balance.

Mistral achieve social balance more frequently than Llama 3 70B across many settings, even when Llama 3 70B does not achieve social balance. Thus, social balance is not a property that *absolutely* improves with model size. This is also possible evidence that social interactions are updated under *different* dynamics in larger populations. Another proof of different dynamics is that, unlike the single triad case, Llama 3 70B is found to achieve clustering balance. Finally, the keywords “cognitive” and “dissonance” are largely absent across all LLM responses. \square

It has been documented that performance improves for different LLMs’ abilities and new abilities may emerge as LLMs grow in size (Wei et al., 2022b). One of our contributions is showing this is not necessarily the case for collective emergent properties such as achieving social balance.

2 Related works

Dynamics of LLM interactions in multi-agent settings. To the best of our knowledge, no prior work has focused on how LLMs update different types of positive or negative interactions (i) without taking a specific persona; (ii) by only observing the current state of such interactions; and (iii) under the framework of social balance. The works (Chuang et al., 2024a,b) focus on how opinions spread and change among LLMs role-playing different persona, and the effect caused by injecting external biases and by the degree of impersonation. The work (Zhou et al., 2024) studies the display of social intelligence in role-playing LLMs, and, among different variables, explicitly considers the effect of family, friend, romantic, acquaintance, and stranger relationships among the agents. The work (Cisneros-Velarde, 2024) takes the LLM as is, and studies the conflict among biases present during opinion exchange. Such work considers opinions that can have a positive, neutral, or negative connotation; however, connotations are not assigned to how agents relate to each other.

Dynamic modeling of signed interactions. Various works in the mathematical sociological literature study how agents process *signed* (positive and negative) interactions. A first line of research studies how established positive and negative ties among agents affect the diffusion of opinions; e.g., social balance is known to lead to polarization of opinions (Shi et al., 2019; Cisneros-Velarde et al., 2021a). A second line studies models that evolve signed interactions among agents toward structural balance (Kulakowski et al., 2005; Marvel et al., 2011; Traag et al., 2013; Mei et al., 2019; Cisneros-Velarde et al., 2021b) and clustering balance (Van de Rijt, 2011; Cisneros-Velarde & Bullo, 2020). Generally, these works assume that the mathematical equations for the update of interactions are tractable and sociologically plausible, which is difficult to do in non-linear stochastic models with billions of parameters such as transformer-based LLMs (Vaswani et al., 2017).

Social balance and signed networks. Structural balance and clustering balance were formulated in (Heider, 1946) and (Davis, 1967), respectively. Textbook treatments of social balance can be found in (Easley & Kleinberg, 2010; Friedkin, 1998), and a comprehensive survey on both theoretical and empirical works in (Zheng et al., 2015). The presence of social balance has been used as a metric of social network analysis for signed networks (Camacho et al., 2020). Indeed, a positive/negative link between individuals not only could indicate that one agent thinks of the other as a friend/enemy, but also as someone considered to have high/low prestige or trustworthiness (Guha et al., 2004). In applications with large datasets of interactions across members of a social network, both the signs of such interactions (Hassan et al., 2012; Yang et al., 2012) and the extraction of the signed network structure itself (Huang et al., 2021, 2022) need to be inferred from texts; for a historical survey we refer to (Tang et al., 2016). As application examples, the presence of social balance has been used to analyze international relationships (Gallo et al., 2024; Askarisichani et al., 2020; Moore, 1978; Maoz et al., 2007; Doreian & Mrvar, 2015), online social networks (Gallo et al., 2024; Huang et al.,

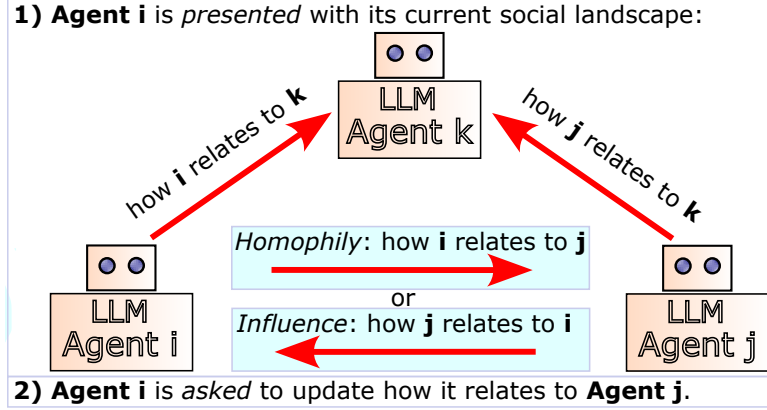


Figure 2: **The two steps for Agent i to update its interaction toward Agent j .** Regardless of the size of the population where Agent i belongs to, the update of its interaction toward Agent j depends on how they both relate to every other Agent k in the population.

2022; Szell et al., 2010; Leskovec et al., 2010), consumer behavior (Fink et al., 2009; Woodside, 2004), and animal social behavior (Ilany et al., 2013).

LLMs as Economic Agents. Although we do not study strategic decision making of LLMs, this is a growing field related to multi-agent LLMs in sociologically relevant scenarios. For example, (Li et al., 2024) uses agent-based modeling with LLMs to simulate macroeconomic phenomena; (Xie et al., 2024) studies trust behavior in game theoretic settings; and (Zhao et al., 2024) studies LLMs as competing businesses. For more related works, we refer to the survey (Gao et al., 2024).

3 Problem setting

We consider a population of LLM agents of the same model and same type of interaction (“relationship with (respect to)”, “appraisal of”, or “opinion of”) and update mechanism (homophily or influence). Every agent is initialized at $t = 0$ to have a positive or negative interaction. Note that interactions are directional and do not need to be symmetrical (e.g., Agent i has a positive opinion of Agent j , while Agent j has a negative opinion of Agent i). For a single triad population, we initialize the interactions according to $2^6 = 64$ possible sign distributions over the triad (a triad has 6 different directional interactions). We run ten simulations per sign distribution. When the population size is larger than three—we only consider six and ten agents—we initialize the signs of the interactions according to ten random initializations. At every iteration time $t = 1, \dots, 10$, regardless of the population size, all agents simultaneously update their interactions toward every other agent, all of them according to either the homophily or influence mechanism, as depicted in Figure 2. It is possible for interactions to become neutral. All agents are asked to provide a justification for the update of their interactions. A population achieves social balance when every triad in it satisfies Figure 1, where positive and negative interactions are symmetrical between two agents. Appendix B contains a more formal presentation of the problem setting, along with further experimental and prompt details.

4 Analysis: single triad population

We first study a population of three interacting LLM agents.

4.1 Achieving social balance

Our first main contribution is to show that all three LLM models can achieve social balance, as evidenced in Tables 1 and 2, and Figure 3. Indeed, the Llama 3 family achieves social balance for all settings of types of interactions and

	Relationship		Appraisal		Opinion		Type of balance across settings
	H	I	H	I	H	I	
Llama 3 70B	76.56	87.5	100.0	54.69	18.75	26.88	Structural
Llama 3 8B	5.63	25.62	44.22	0.0	98.44	56.25	Both
Mistral	—	9.38	23.44	7.81	10.94	7.81	Clustering

Table 1: **Frequency (%) and type of social balance in a single triad population.** For *each* setting of interactions and update mechanisms (H: homophily, I: influence), we provide the percentage of simulations that result in social balance (out of 640 simulations: 10 simulations for each of the 64 initial conditions; see Section 3). We also indicate whether each model has *every* setting resulting *exclusively* in structural or clustering balance, or if both types of social balance appear across settings.

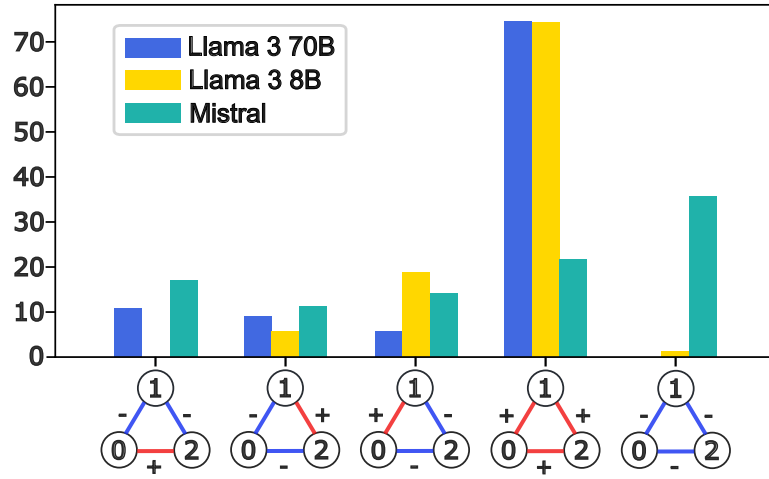


Figure 3: **Frequency (%) of each type of balanced triad in a single triad population.** For each model, we present the histogram of types of socially balanced triads that emerge at the end of all simulations (a total of 3840 (3200) simulations for the Llama 3 (Mistral) models: 6 (5) settings of 640 simulations each one; see Table 1).

	Relationship		Appraisal		Opinion	
	H	I	H	I	H	I
Llama 3 70B						
Llama 3 8B						
Mistral	—					

Table 2: **Diversity of balanced triads in a single triad population.** Histograms of types of balanced triads for each model and setting of interactions and update mechanisms as in Table 1. The x-axis corresponds to the five balanced triads as in Figure 3 and the y-axis goes from 0% to 100% frequency.

update mechanisms, whereas Mistral refuses to do it in one setting (Table 1).¹ Moreover, the *type* of social balance, the *frequency* at which it is achieved, and the *diversity* of the sign configurations of the balanced triads differ among models—highlighting *the use of social balance as an appropriate tool to characterize the social dynamics embedded in*

¹Mistral refuses to provide an answer to our request, for example, by stating that the new relationship would be “uncertain” or impossible to determine given the information provided to it.

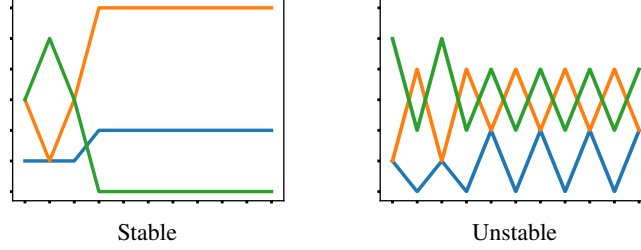


Figure 4: **Examples of evolution of interactions for Llama 3 70B under opinions with influence.** Changes on the number of positive cycles (blue curve), and positive (orange curve) and negative (green curve) interactions across ten iterations (starting at zero, x-axis) and taking values from 0 to 6 (y-axis). The interactions are *stable* if they maintain the same signs on the last five iterations. Structural balance is achieved at the tenth iteration despite the difference on stability.

LLMs.

Regarding the **type** of social balance, Llama 3 70B only achieves structural balance in every setting of interactions and update mechanisms (i.e., no triad has all negative interactions), Llama 3 8B achieves both types of social balance, and Mistral only achieves clustering balance (Table 1 and Figure 3). We also find that the models in the Llama 3 family lead to an overwhelming presence of balanced triads with all positive interactions (one faction), whereas Mistral has the largest presence of balanced triads with all negative interactions (three factions) (Figure 3). Thus, we conclude that: *(i) only the largest model is able to enforce the strongest concept of social balance, and (ii) the Llama 3 models are biased to provide a more positive social outcome compared to Mistral, possibly due to their alignment.*²

Regarding the **frequency** for achieving social balance, the Llama 3 family has settings of interactions and update mechanisms where it achieves social balance in the majority of simulations (boldface in Table 1), whereas there is no setting in which Mistral achieves social balance in the majority of simulations (Table 1). We also find two surprising observations between the frequency and the **diversity** of the achieved balanced triads. First, in the case of opinion interactions, Llama 3 8B surprisingly achieves social balance more often than the larger 70B model (Table 1); however, Llama 3 70B achieves more diverse sign configurations (Table 2). Second, although Mistral has a noticeable lower frequency of achieving social balance than Llama 3 70B across all settings (Table 1), it achieves a larger variety of sign configurations than the Llama 3 family in most settings (Table 2). Thus, we conclude that *(i) achieving social balance more often does not imply achieving it with more diversity of interactions and vice versa; (ii) model size is not in itself an indicator of whether an LLM is able to achieve social balance with more diverse interactions.*

Finally, continuing our discussion on the **diversity** of balanced triads, while the homophily mechanism leads to a uniform distribution on sign configurations for Llama 3 70B (under opinions, Table 2), it is the influence mechanism that does it for Mistral (under opinions and appraisals, Table 2). Likewise, homophily significantly leads to all negative interactions for Mistral while it leads to all positive interactions for the Llama 3 family (under appraisals and opinions, Table 2). Thus, *the same update mechanisms can (i) affect the diversity of socially balanced triads differently across models, and (ii) incite more positive interactions in one model and more negative ones in another.*

4.2 Stability of interactions

We already know that the social dynamics of LLM agents can *lead* to social balance, now we study the *stability* of these dynamics.

We *first* study the stability of interactions when social balance is achieved by analyzing how often an initially socially balanced triad does not change any of its interactions after ten iterations. Our results show that a balanced triad does not change in 46.67% of cases for Llama 3 70B, 16.67% for Llama 3 8B, and 84.00% for Mistral.³ Although we know Mistral has a lower frequency of achieving social balance (Table 1), once a triad achieves it, the triad is *less likely*

²To the best of our knowledge, Llama 3 has undergone safety alignment, whereas Mistral has not.

³For our *first* stability study, the total number of simulations is 300 for the Llama family: 10 simulations for each of the 5 types of balanced triads across the 6 settings of interactions and update mechanisms. For Mistral it is 250 because it does not report results in one setting, as indicated in Section 4.1.

For the *second* stability study, the total number of simulations is 3840 for the Llama family: 10 simulations for each of the 64 possible sign distributions over a triad across the 6 settings of interactions and update mechanisms. For Mistral it is 3200 due to not reporting results in one setting.

	“cognitive”						“dissonance”					
	Relationship		Appraisal		Opinion		Relationship		Appraisal		Opinion	
	H	I	H	I	H	I	H	I	H	I	H	I
Llama 3 70B	0.00	0.00	7.16	0.00	5.58	0.00	0.00	0.00	13.80	5.28	6.28	1.16
Llama 3 8B	0.00	0.00	4.10	0.00	1.91	0.01	0.00	0.00	4.10	0.00	1.90	0.01

Table 3: **Frequency (%) at which the keywords “cognitive” and “dissonance” appear across settings.** Each percentage is with respect to a total of 38400 responses (given a setting of interactions and update mechanisms, there are 10 simulations for each of the 64 possible sign distributions over a triad wherein 3 agents update 2 interactions across 10 iterations). Mistral does not report such keywords.

Llama 3-70B - appraisal with influence

*My new appraisal of Individual 1 will be negative. Here's why: Although I initially had a positive appraisal of Individual 1, I now know that they have a negative appraisal of Individual 2, who has a positive appraisal of me. This creates a sense of **dissonance**, as someone I liked (Individual 1) dislikes someone I also like (Individual 2). This inconsistency makes me reevaluate my opinion of Individual 1, and I'm more likely to question their judgment or character. As a result, my positive appraisal of Individual 1 is diminished, and I now have a negative appraisal of them.*

Llama 3-8B - appraisal with homophily

*My new appraisal of Individual 2 will be negative. This is because my initial positive appraisal of Individual 2 was based on my own perspective, which is now being challenged by Individual 2's negative appraisal of Individual 1, whom I have a positive appraisal of. This inconsistency creates a **cognitive dissonance**, which I will likely resolve by revising my appraisal of Individual 2 to be more in line with Individual 2's negative view. This is because I tend to trust and respect Individual 2's opinion, and their negative appraisal of Individual 1 is likely to influence my own evaluation of Individual 2.*

Figure 5: **Sample responses for “cognitive” and “dissonance” keywords.** Both models update their interactions (in this case, appraisals) to satisfy Heider’s rules: the undesirable situation “the enemy of my *friend* is my friend” is changed to “the enemy of my *enemy* is my friend”.

to change its interactions than any model in the Llama 3 family.

We now consider a *second* stability measure: how often the LLM agents do not change the sign of their interactions five iterations before the final tenth iteration, regardless of whether the final triad is balanced or not. This is a conservative measure of stability since we look for no social change during the *last half* of the agents’ interactions. We find that Llama 3 70B is stable on 92.19% of cases, Llama 3 8B on 49.95%, and Mistral on 99.78%.³ Thus, Mistral is generally less likely to change its interactions after repeated iterations than the Llama 3 family. Within the Llama 3 family, the larger 70B model has more stable interactions (under both of our stability studies) than the 8B one.

Our stability results bring a new perspective about social dynamics: *(i) the model that achieves social balance more often is not necessarily the one with more stable interaction updates, except within its own LLM family (Llama 3); and (ii) LLMs are able to establish substantially stable social interactions despite their intrinsic stochastic nature.*

Figure 4 shows examples of the evolution of interactions⁴ where Llama 3 70B achieves social balance under both stable and unstable interactions.

4.3 The justification of interaction updates

As with any other displayed ability, achieving social balance ultimately comes from the information encoded in the LLMs’ large number of parameters. Thus, for the sake of interpretability, we now focus on finding evidence that could indicate LLM agents *explicitly* expressing an intention to achieve social balance. For this, we look for specific keywords related to social balance literature in every justification given by every LLM agent when updating its social interactions across all settings. We first consider the obvious keywords “structural balance”, “clustering balance”, and “social

⁴Consider a triad composed of agents i , j , and k ; and let s_{ij} be the sign of Agent i ’s interaction toward Agent j . A positive *cycle*—as referenced in Figure 4—occurs when $s_{ij} \times s_{jk} \times s_{ki}$ or $s_{ik} \times s_{kj} \times s_{ji}$ is positive.

	Six Agents						Ten Agents					
	Relationship		Appraisal		Opinion		Relationship		Appraisal		Opinion	
	H	I	H	I	H	I	H	I	H	I	H	I
Llama 3 70B	×	S: 4	C: 4	S: 2	×	×	×	×	C: 2	×	×	×
Llama 3 8B	C: 10	C: 5	×	×	C: 1	×	C: 10	C: 6	×	×	×	C: 10
Mistral	—	—	C: 9	C: 7	C: 6	C: 4	—	—	C: 1	C: 7	—	C: 10

Table 4: **Type and number of social balance achieved for populations of multiple triads** . For *each* setting of interactions and update mechanisms (H: homophily, I: influence), we show the type of social balance each model achieves (S if it *strictly* achieves structural balance, otherwise, C as it achieves clustering balance) and the number of times (out of 10). The symbol “×” means that social balance is not achieved, and “—” means that the model refuses to provide an answer.

balance”. Since social balance theory argues that individuals aim to minimize cognitive dissonances when processing social interactions (Section 1), we also consider the keywords “cognitive” and “dissonance”.

First, we surprisingly find that *no* LLM model mentions “structural balance” or “clustering balance” in its responses, despite achieving these social structures. Curiously, we only find the keyword “social balance” in the negligible amount of 3 out of all the 230400 responses analyzed for Llama 3 70B—these responses are found in Appendix C. Given the negligible presence of this keyword, we cannot conclude it indicates any awareness of social dynamics that lead to social balance. Llama 3 8B, despite belonging to the same family, and Mistral do not report this keyword.

Regarding the keywords “cognitive” and “dissonance”, we find that both Llama 3 models mention them only when the interactions are appraisals and opinions; see Table 3. At the same time, we recall that appraisals and opinions lead to a larger diversity of balanced triads than relationships (Table 2). Moreover, these keywords appear most often (above 10%) for Llama 3 70B in the setting of appraisals with homophily—the same setting that leads to social balance with a 100% frequency (Table 1). Remarkably, we also find that the Llama 3 models use the terms “cognitive dissonance” and “dissonance” to justify interaction updates that *explicitly resolve* a violation of Heider’s rules—thus agreeing with social balance theory. Indeed, we find that the word “cognitive” never appears independently from the phrase “cognitive dissonance” for Llama 3 70B and almost never for Llama 3 8B (except for a tiny 0.01% of responses under opinions with homophily). Figure 5 shows some sample responses, and additional ones are in Appendix C. From all these results we conclude that *LLMs can show awareness of sociopsychological processes that lead to social balance, which in turn could benefit both diversity and frequency of socially balanced triads.*

5 Analysis: multiple triads population

We find that all three LLM models can achieve social balance for larger populations of 20 and 120 triads, or, equivalently, of six and ten agents, respectively; see Table 4. We recall that a population achieves social balance if *every* single triad is balanced.

We observe three notable differences with respect to the single triad case. First, Llama 3 8B achieves social balance more often than Llama 3 70B under relationships by a considerable margin—e.g., with homophily, all simulations achieve balance for the 8B model, but none do for the 70B model (Table 4). Second, we find that Llama 3 8B does not achieve structural balance with all relationships being positive, and Llama 3 70B only does it in one setting. Third, Llama 3 70B is now found to achieve clustering balance (Table 4).

We find another difference between the Llama 3 models: under opinions with influence, both models do not achieve social balance when there are six agents; however, when there are ten agents, the 8B model achieves social balance in all simulations while the 70B still does not in all simulations. Remarkably, Mistral achieves social balance more often than the Llama 3 family under appraisal and opinion interactions, in stark contrast to the single triad case.⁵

Our results lead to the conclusion that, *in the more complex social scenario of multiple triads populations, the LLM models display different social dynamics in the updating of interactions than in the single triad case.* This is summarized by: (i) models now displaying a preference for the weaker notion of social balance and for more negative interactions, and (ii) by how it is possible for smaller models—even within the same family—to achieve social balance

⁵Obviously, this comparison is only among the settings where Mistral does not refuse to provide an answer.

more often and even when the larger one cannot. Thus, *unlike the single triad case, a larger model does not necessarily achieve social balance more often and in a stronger notion than a smaller model.*

Finally, we find that the presence of the relevant keywords in Section 4.3 decreases considerably across all models. Unlike the single triad case, the keywords “social balance” and “cognitive” are not present in any model. No model reports “structural balance” or “clustering balance” either. Moreover, we only find the keyword “dissonance” in Llama 3 70B, and in a tiny amount: no more than 0.17% of responses per setting (Table 5 in Appendix D)—in stark contrast to the 13.80% in the single triad case (Table 3). *This supports the existence of new social dynamics when LLMs belong to larger populations.*

6 Further discussion and motivation

Having presented the analysis of our results, we provide further discussion on our work’s scope, choice of models, experimental setting, and connection to applications in Appendix A.

7 Conclusion

We show that LLMs can achieve social balance after the continuous updating of their social interactions. We characterize how the frequency, diversity, and stability of balanced triads vary across models and their sizes. We also find that changes in population size seem to induce different social dynamics across LLM models. As future work, we propose studying how achieving social balance is affected by LLMs having memory of past social interactions.

Acknowledgements

We thank the VMware Research Group. We also thank the people at VMware involved in the deployment of large language models for providing us with adequate computational resources to run the models and to all those who provided us with any information regarding the use and the specifications of the platform used in this study. Finally, we thank J.C. for some improvements on the reading of the paper.

References

- Gati Aher, Rosa I. Arriaga, and Adam Tauman Kalai. Using large language models to simulate multiple humans and replicate human subject studies. In *Proceedings of the 40th International Conference on Machine Learning*. JMLR.org, 2023.
- Alon Albalak, Yanai Elazar, Sang Michael Xie, Shayne Longpre, Nathan Lambert, Xinyi Wang, Niklas Muennighoff, Bairu Hou, Liangming Pan, Haewon Jeong, Colin Raffel, Shiyu Chang, Tatsunori Hashimoto, and William Yang Wang. A survey on data selection for language models, 2024.
- Omid Askarisichani, Ambuj K Singh, Francesco Bullo, and Noah E Friedkin. The 1995-2018 global evolution of the network of amicable and hostile relations among nation-states. *Communications Physics*, 3(1):215, November 2020.
- Yejin Bang, Samuel Cahyawijaya, Nayeon Lee, Wenliang Dai, Dan Su, Bryan Wilie, Holy Lovenia, Ziwei Ji, Tiezheng Yu, Willy Chung, Quyet V. Do, Yan Xu, and Pascale Fung. A multitask, multilingual, multimodal evaluation of ChatGPT on reasoning, hallucination, and interactivity. In Jong C. Park, Yuki Arase, Baotian Hu, Wei Lu, Derry Wijaya, Ayu Purwarianti, and Adila Alfa Krisnadhi (eds.), *Proceedings of the 13th International Joint Conference on Natural Language Processing and the 3rd Conference of the Asia-Pacific Chapter of the Association for Computational Linguistics (Volume 1: Long Papers)*, pp. 675–718, Nusa Dua, Bali, November 2023. Association for Computational Linguistics. doi: 10.18653/v1/2023.ijcnlp-main.45. URL <https://aclanthology.org/2023.ijcnlp-main.45>.
- David Camacho, Ángel Panizo-Lledot, Gema Bello-Orgaz, Antonio Gonzalez-Pardo, and Erik Cambria. The four dimensions of social network analysis: An overview of research methods, applications, and software tools. *Information Fusion*, 63:88–120, 2020. ISSN 1566-2535. doi: <https://doi.org/10.1016/j.inffus.2020.05.009>. URL <https://www.sciencedirect.com/science/article/pii/S1566253520302906>.

- Paul F Christiano, Jan Leike, Tom Brown, Miljan Martic, Shane Legg, and Dario Amodei. Deep reinforcement learning from human preferences. In I. Guyon, U. Von Luxburg, S. Bengio, H. Wallach, R. Fergus, S. Vishwanathan, and R. Garnett (eds.), *Advances in Neural Information Processing Systems*, volume 30. Curran Associates, Inc., 2017. URL https://proceedings.neurips.cc/paper_files/paper/2017/file/d5e2c0adad503c91f91df240d0cd4e49-Paper.pdf.
- Yun-Shiuan Chuang, Agam Goyal, Nikunj Harlalka, Siddharth Suresh, Robert D. Hawkins, Sijia Yang, Dhavan V. Shah, Junjie Hu, and Timothy T. Rogers. Simulating opinion dynamics with networks of LLM-based agents. In *ICLR 2024 Workshop on Large Language Model (LLM) Agents*, 2024a. URL <https://openreview.net/forum?id=wLHI2xjmMW>.
- Yun-Shiuan Chuang, Siddharth Suresh, Nikunj Harlalka, Agam Goyal, Robert Hawkins, Sijia Yang, Dhavan Shah, Junjie Hu, and Timothy T. Rogers. The wisdom of partisan crowds: Comparing collective intelligence in humans and llm-based agents, 2024b.
- Pedro Cisneros-Velarde. On the principles behind opinion dynamics in multi-agent systems of large language models, 2024.
- Pedro Cisneros-Velarde and Francesco Bullo. Signed network formation games and clustering balance. *Dynamic Games and Applications*, 10:783–797, 2020. doi: <https://doi.org/10.1007/s13235-019-00346-8>.
- Pedro Cisneros-Velarde, Kevin S. Chan, and Francesco Bullo. Polarization and fluctuations in signed social networks. *IEEE Transactions on Automatic Control*, 66(8):3789–3793, 2021a.
- Pedro Arturo Cisneros-Velarde, Noah E. Friedkin, Anton V. Proskurnikov, and Francesco Bullo. Structural balance via gradient flows over signed graphs. *IEEE Transactions on Automatic Control*, 66(7):3169–3183, 2021b. doi: [10.1109/TAC.2020.3018435](https://doi.org/10.1109/TAC.2020.3018435).
- James A. Davis. Clustering and structural balance in graphs. *Human Relations*, 20(2):181–187, 1967. doi: [10.1177/001872676702000206](https://doi.org/10.1177/001872676702000206).
- Patrick Doreian and Andrej Mrvar. Structural balance and signed international relations journal of social structure. *Journal of Social Structure*, 16(01), 2015. doi: [10.21307/joss-2019-012](https://doi.org/10.21307/joss-2019-012).
- David Easley and Jon Kleinberg. *Networks, Crowds, and Markets: Reasoning about a Highly Connected World*. Cambridge University Press, 2010.
- Shangbin Feng, Herun Wan, Ningnan Wang, Zhaoxuan Tan, Minnan Luo, and Yulia Tsvetkov. What does the bot say? opportunities and risks of large language models in social media bot detection. In Lun-Wei Ku, Andre Martins, and Vivek Srikumar (eds.), *Proceedings of the 62nd Annual Meeting of the Association for Computational Linguistics (Volume 1: Long Papers)*, pp. 3580–3601, Bangkok, Thailand, August 2024. Association for Computational Linguistics. doi: [10.18653/v1/2024.acl-long.196](https://doi.org/10.18653/v1/2024.acl-long.196). URL <https://aclanthology.org/2024.acl-long.196/>.
- Leon Festinger. A theory of cognitive dissonance. Stanford University Press, 1957. ISBN 0-8047-0131-8.
- Janet S. Fink, Heidi M. Parker, Martin Brett, and Julie Higgins. Off-field behavior of athletes and team identification: Using social identity theory and balance theory to explain fan reactions. *Journal of Sport Management*, 23(2):142 – 155, 2009. doi: [10.1123/jsm.23.2.142](https://doi.org/10.1123/jsm.23.2.142). URL <https://journals.humankinetics.com/view/journals/jsm/23/2/article-p142.xml>.
- Noah E. Friedkin. *A Structural Theory of Social Influence*. Cambridge University Press, 1998.
- Anna Gallo, Diego Garlaschelli, Renaud Lambiotte, Fabio Saracco, and Tiziano Squartini. Testing structural balance theories in heterogeneous signed networks. *Communications Physics*, 7(1):154, May 2024.
- Chen Gao, Xiaochong Lan, Nian Li, Yuan Yuan, Jingtao Ding, Zhilun Zhou, Fengli Xu, and Yong Li. Large language models empowered agent-based modeling and simulation: a survey and perspectives. *Humanities and Social Sciences Communications*, 11(1):1259, September 2024. doi: [10.1057/s41599-024-03611-3](https://doi.org/10.1057/s41599-024-03611-3).

- Amir Ghasemian and Nicholas A. Christakis. The structure and function of antagonistic ties in village social networks. *Proceedings of the National Academy of Sciences*, 121(26):e2401257121, 2024. doi: 10.1073/pnas.2401257121.
- R. Guha, Ravi Kumar, Prabhakar Raghavan, and Andrew Tomkins. Propagation of trust and distrust. In *Proceedings of the 13th International Conference on World Wide Web*, WWW '04, pp. 403–412, New York, NY, USA, 2004. Association for Computing Machinery. ISBN 158113844X. doi: 10.1145/988672.988727. URL <https://doi.org/10.1145/988672.988727>.
- Taicheng Guo, Xiuying Chen, Yaqi Wang, Ruidi Chang, Shichao Pei, Nitesh V. Chawla, Olaf Wiest, and Xiangliang Zhang. Large language model based multi-agents: a survey of progress and challenges. In *Proceedings of the Thirty-Third International Joint Conference on Artificial Intelligence*, IJCAI '24, 2024. doi: 10.24963/ijcai.2024/890. URL <https://doi.org/10.24963/ijcai.2024/890>.
- Frank Harary. On the notion of balance of a signed graph. *Michigan Mathematical Journal*, 2(2):143 – 146, 1953. doi: 10.1307/mmj/1028989917.
- Ahmed Hassan, Amjad Abu-Jbara, and Dragomir Radev. Extracting signed social networks from text. In Irina Matveeva, Ahmed Hassan, and Gael Dias (eds.), *Workshop Proceedings of TextGraphs-7: Graph-based Methods for Natural Language Processing*, pp. 6–14, Jeju, Republic of Korea, July 2012. Association for Computational Linguistics. URL <https://aclanthology.org/W12-4102/>.
- Fritz Heider. Attitudes and cognitive organization. *The Journal of Psychology*, 21(1):107–112, 1946. doi: 10.1080/00223980.1946.9917275.
- John J. Horton. Large language models as simulated economic agents: What can we learn from homo silicus?, 2023.
- Junjie Huang, Huawei Shen, Liang Hou, and Xueqi Cheng. Sdgnn: Learning node representation for signed directed networks. In *Thirty-Fifth AAAI Conference on Artificial Intelligence*, AAAI-21, pp. 555–564. Association for the Advancement of Artificial Intelligence, 2021. doi: 10.1609/aaai.v35i1.16093.
- Zexi Huang, Arlei Silva, and Ambuj Singh. Pole: Polarized embedding for signed networks. In *Proceedings of the Fifteenth ACM International Conference on Web Search and Data Mining*, WSDM '22, pp. 390–400, New York, NY, USA, 2022. Association for Computing Machinery. ISBN 9781450391320. doi: 10.1145/3488560.3498454. URL <https://doi.org/10.1145/3488560.3498454>.
- Amiyaal Ilany, Adi Barocas, Lee Koren, Michael Kam, and Eli Geffen. Structural balance in the social networks of a wild mammal. *Animal Behaviour*, 85(6):1397–1405, 2013. ISSN 0003-3472. doi: <https://doi.org/10.1016/j.anbehav.2013.03.032>. URL <https://www.sciencedirect.com/science/article/pii/S000334721300153X>.
- Takeshi Kojima, Shixiang Shane Gu, Machel Reid, Yutaka Matsuo, and Yusuke Iwasawa. Large language models are zero-shot reasoners. In Alice H. Oh, Alekh Agarwal, Danielle Belgrave, and Kyunghyun Cho (eds.), *Advances in Neural Information Processing Systems*, 2022. URL <https://openreview.net/forum?id=e2TBb5y0yFf>.
- Krzysztof Kulakowski, Przemyslaw Gawronski, and Piotr Gronek. The heider balance: a continuous approach. *International Journal of Modern Physics C*, 16(05):707–716, 2005. doi: 10.1142/S012918310500742X. URL <https://doi.org/10.1142/S012918310500742X>.
- Srijan Kumar, William L. Hamilton, Jure Leskovec, and Dan Jurafsky. Community interaction and conflict on the web. In *Proceedings of the 2018 World Wide Web Conference*, pp. 933–943. International World Wide Web Conferences Steering Committee, 2018. ISBN 9781450356398. doi: 10.1145/3178876.3186141.
- Jure Leskovec, Daniel Huttenlocher, and Jon Kleinberg. Signed networks in social media. In *Proceedings of the SIGCHI Conference on Human Factors in Computing Systems*, pp. 1361–1370, New York, NY, USA, 2010. Association for Computing Machinery. ISBN 9781605589299. doi: 10.1145/1753326.1753532. URL <https://doi.org/10.1145/1753326.1753532>.
- Nian Li, Chen Gao, Mingyu Li, Yong Li, and Qingmin Liao. EconAgent: Large language model-empowered agents for simulating macroeconomic activities. In Lun-Wei Ku, Andre Martins, and Vivek Srikumar (eds.), *Proceedings of the 62nd Annual Meeting of the Association for Computational Linguistics (Volume 1: Long Papers)*,

- pp. 15523–15536. Association for Computational Linguistics, 2024. doi: 10.18653/v1/2024.acl-long.829. URL <https://aclanthology.org/2024.acl-long.829/>.
- Percy Liang et al. Holistic evaluation of language models. *Transactions on Machine Learning Research*, 2023. ISSN 2835-8856. URL <https://openreview.net/forum?id=i04LZibEqW>. Featured Certification, Expert Certification.
- Zeev Maoz, Lesley G. Terris, Ranan D. Kuperman, and Ilan Talmud. What is the enemy of my enemy? causes and consequences of imbalanced international relations, 1816–2001. *The Journal of Politics*, 69(1):100–115, 2007. doi: 10.1111/j.1468-2508.2007.00497.x. URL <https://doi.org/10.1111/j.1468-2508.2007.00497.x>.
- Seth A. Marvel, Jon Kleinberg, Robert D. Kleinberg, and Steven H. Strogatz. Continuous-time model of structural balance. *Proceedings of the National Academy of Sciences*, 108(5):1771–1776, 2011. doi: 10.1073/pnas.1013213108.
- Wenjun Mei, Pedro Cisneros-Velarde, Ge Chen, Noah E. Friedkin, and Francesco Bullo. Dynamic social balance and convergent appraisals via homophily and influence mechanisms. *Automatica*, 110:108580, 2019. ISSN 0005-1098. doi: <https://doi.org/10.1016/j.automatica.2019.108580>.
- Lingbo Mo, Boshi Wang, Muhao Chen, and Huan Sun. How trustworthy are open-source llms? an assessment under malicious demonstrations shows their vulnerabilities, 2024.
- Michael Moore. An international application of heider’s balance theory. *European Journal of Social Psychology*, 8(3): 401–405, 1978. doi: <https://doi.org/10.1002/ejsp.2420080313>. URL <https://onlinelibrary.wiley.com/doi/abs/10.1002/ejsp.2420080313>.
- Haocong Rao, Cyril Leung, and Chunyan Miao. Can chatGPT assess human personalities? a general evaluation framework. In *The 2023 Conference on Empirical Methods in Natural Language Processing*, 2023.
- Francois Ric. Social cognition. In James D. Wright (ed.), *International Encyclopedia of the Social & Behavioral Sciences (Second Edition)*, pp. 204–209. Elsevier, Oxford, second edition edition, 2015. ISBN 978-0-08-097087-5. doi: <https://doi.org/10.1016/B978-0-08-097086-8.24044-0>.
- Leonard Salewski, Stephan Alaniz, Isabel Rio-Torto, Eric Schulz, and Zeynep Akata. In-context impersonation reveals large language models’ strengths and biases. In *Thirty-seventh Conference on Neural Information Processing Systems*, 2023. URL <https://openreview.net/forum?id=CbsJ53LdKc>.
- Greg Serapio-Garcia, Mustafa Safdari, Clément Crepy, Luning Sun, Stephen Fitz, Peter Romero, Marwa Abdulhai, Aleksandra Faust, and Maja Matarić. Personality traits in large language models, 2023. URL <https://arxiv.org/abs/2307.00184>.
- Guodong Shi, Claudio Altafini, and John S. Baras. Dynamics over signed networks. *SIAM Review*, 61(2):229–257, 2019. doi: 10.1137/17M1134172.
- Taylor Sorensen, Liwei Jiang, Jena D. Hwang, Sydney Levine, Valentina Pyatkin, Peter West, Nouha Dziri, Ximing Lu, Kavel Rao, Chandra Bhagavatula, Maarten Sap, John Tasioulas, and Yejin Choi. Value kaleidoscope: Engaging ai with pluralistic human values, rights, and duties. *Proceedings of the AAAI Conference on Artificial Intelligence*, 38(18):19937–19947, Mar. 2024. doi: 10.1609/aaai.v38i18.29970.
- Michael Szell, Renaud Lambiotte, and Stefan Thurner. Multirelational organization of large-scale social networks in an online world. *Proceedings of the National Academy of Sciences*, 107(31):13636–13641, 2010. doi: 10.1073/pnas.1004008107.
- Jiliang Tang, Yi Chang, Charu Aggarwal, and Huan Liu. A survey of signed network mining in social media. *ACM Comput. Surv.*, 49(3), August 2016. ISSN 0360-0300. doi: 10.1145/2956185. URL <https://doi.org/10.1145/2956185>.
- Vincent Antonio Traag, Paul Van Dooren, and Patrick De Leenheer. Dynamical models explaining social balance and evolution of cooperation. *PLOS ONE*, 8(4):1–7, 04 2013. doi: 10.1371/journal.pone.0060063.
- Arnout Van de Rijt. The micro-macro link for the theory of structural balance. *The Journal of Mathematical Sociology*, 35(1-3):94–113, 2011. doi: 10.1080/0022250X.2010.532262.

- Ashish Vaswani, Noam Shazeer, Niki Parmar, Jakob Uszkoreit, Llion Jones, Aidan N Gomez, Łukasz Kaiser, and Illia Polosukhin. Attention is all you need. In I. Guyon, U. Von Luxburg, S. Bengio, H. Wallach, R. Fergus, S. Vishwanathan, and R. Garnett (eds.), *Advances in Neural Information Processing Systems*, volume 30. Curran Associates, Inc., 2017. URL https://proceedings.neurips.cc/paper_files/paper/2017/file/3f5ee243547dee91fbd053c1c4a845aa-Paper.pdf.
- Michela Del Vicario, Alessandro Bessi, Fabiana Zollo, Fabio Petroni, Antonio Scala, Guido Caldarelli, H. Eugene Stanley, and Walter Quattrociocchi. The spreading of misinformation online. *Proceedings of the National Academy of Sciences*, 113(3):554–559, 2016. doi: 10.1073/pnas.1517441113. URL <https://www.pnas.org/doi/abs/10.1073/pnas.1517441113>.
- Zhen Wan, Fei Cheng, Zhuoyuan Mao, Qianying Liu, Haiyue Song, Jiwei Li, and Sadao Kurohashi. GPT-RE: In-context learning for relation extraction using large language models. In *The 2023 Conference on Empirical Methods in Natural Language Processing*, 2023. URL <https://openreview.net/forum?id=mTiHLHu3sP>.
- Xintao Wang, Yunze Xiao, Jen-tse Huang, Siyu Yuan, Rui Xu, Haoran Guo, Quan Tu, Yaying Fei, Ziang Leng, Wei Wang, Jiangjie Chen, Cheng Li, and Yanghua Xiao. InCharacter: Evaluating personality fidelity in role-playing agents through psychological interviews. In Lun-Wei Ku, Andre Martins, and Vivek Srikumar (eds.), *Proceedings of the 62nd Annual Meeting of the Association for Computational Linguistics (Volume 1: Long Papers)*, pp. 1840–1873, Bangkok, Thailand, August 2024. Association for Computational Linguistics. URL <https://aclanthology.org/2024.acl-long.102>.
- Jason Wei, Maarten Bosma, Vincent Zhao, Kelvin Guu, Adams Wei Yu, Brian Lester, Nan Du, Andrew M. Dai, and Quoc V Le. Finetuned language models are zero-shot learners. In *International Conference on Learning Representations*, 2022a. URL <https://openreview.net/forum?id=gEZrGCozdqR>.
- Jason Wei, Yi Tay, Rishi Bommasani, Colin Raffel, Barret Zoph, Sebastian Borgeaud, Dani Yogatama, Maarten Bosma, Denny Zhou, Donald Metzler, Ed H. Chi, Tatsunori Hashimoto, Oriol Vinyals, Percy Liang, Jeff Dean, and William Fedus. Emergent abilities of large language models. *Transactions on Machine Learning Research*, 2022b. ISSN 2835-8856. URL <https://openreview.net/forum?id=yzkSU5zdwD>. Survey Certification.
- Jason Wei, Xuezhi Wang, Dale Schuurmans, Maarten Bosma, brian ichter, Fei Xia, Ed H. Chi, Quoc V Le, and Denny Zhou. Chain of thought prompting elicits reasoning in large language models. In Alice H. Oh, Alekh Agarwal, Danielle Belgrave, and Kyunghyun Cho (eds.), *Advances in Neural Information Processing Systems*, 2022c. URL https://openreview.net/forum?id=_VjQlMeSB_J.
- Arch G. Woodside. Advancing means-end chains by incorporating heider’s balance theory and fournier’s consumer-brand relationship typology. *Psychology & Marketing*, 21(4):279–294, 2004. doi: <https://doi.org/10.1002/mar.20006>. URL <https://onlinelibrary.wiley.com/doi/abs/10.1002/mar.20006>.
- Zhiheng Xi et al. The rise and potential of large language model based agents: A survey, 2023.
- Chengxing Xie, Canyu Chen, Feiran Jia, Ziyu Ye, Shiyang Lai, Kai Shu, Jindong Gu, Adel Bibi, Ziniu Hu, David Jurgens, James Evans, Philip Torr, Bernard Ghanem, and Guohao Li. Can large language model agents simulate human trust behavior? In *The Thirty-eighth Annual Conference on Neural Information Processing Systems*, 2024. URL <https://openreview.net/forum?id=CeOwahuQic>.
- Shuang-Hong Yang, Alexander J. Smola, Bo Long, Hongyuan Zha, and Yi Chang. Friend or frenemy? predicting signed ties in social networks. In *Proceedings of the 35th International ACM SIGIR Conference on Research and Development in Information Retrieval*, SIGIR ’12, pp. 555–564, New York, NY, USA, 2012. Association for Computing Machinery. ISBN 9781450314725. doi: 10.1145/2348283.2348359. URL <https://doi.org/10.1145/2348283.2348359>.
- Shunyu Yao, Dian Yu, Jeffrey Zhao, Izhak Shafran, Thomas L. Griffiths, Yuan Cao, and Karthik R Narasimhan. Tree of thoughts: Deliberate problem solving with large language models. In *Thirty-seventh Conference on Neural Information Processing Systems*, 2023. URL <https://openreview.net/forum?id=5Xc1ecx01h>.

Qinlin Zhao, Jindong Wang, Yixuan Zhang, Yiqiao Jin, Kaijie Zhu, Hao Chen, and Xing Xie. CompeteAI: Understanding the competition dynamics of large language model-based agents. In *Forty-first International Conference on Machine Learning*, 2024. URL <https://openreview.net/forum?id=wGtzp4ZT1n>.

Xiaolong Zheng, Daniel Zeng, and Fei-Yue Wang. Social balance in signed networks. *Information Systems Frontiers*, 17(5):1077–1095, October 2015.

Xuhui Zhou, Hao Zhu, Leena Mathur, Ruohong Zhang, Haofei Yu, Zhengyang Qi, Louis-Philippe Morency, Yonatan Bisk, Daniel Fried, Graham Neubig, and Maarten Sap. SOTOPIA: Interactive evaluation for social intelligence in language agents. In *The Twelfth International Conference on Learning Representations*, 2024.

A Further discussion and motivation

We provide further discussion on our work’s scope, choice of models, experimental setting, and connection to applications.

A.1 Our paper’s broader context and the focus on social balance

Our paper aims to provide an answer to the *general question* of understanding how LLMs process signed interactions in a multi-agent setting, a relevant question for researchers who want to understand social behavior of LLMs. The fact that social balance *emerges* from the evolution of interactions is remarkable—when running our experiments there was *no guarantee* that social balance would emerge. Therefore, given that (i) social balance is a well-established concept in the sociological literature and that (ii) it actually emerges in multi-agent LLM systems, we decided to *place it* as the scope of our paper.

Even within this scope, our work shows that LLM models display a variety of behavior on *how* they achieve social balance, thus showing that social balance is a framework *rich enough* to capture diverse social dynamics embedded in LLMs.

We also remark that previous works have studied LLMs in social scenarios such as opinions dynamics in multi-agent systems (see Section 2). Our work *expands* this literature to the dynamics of sociologically relevant signed interactions across LLMs.

A.2 Regarding our selection of LLM models

We provide three reasons for the selection of our LLM models. **First**, our selection is motivated by the fact that both models in the Llama 3 family underwent a strong process of *safety alignment*, whereas Mistral, to the best of our knowledge, did not.⁶ This makes our choice of models more representative because we show social balance is achieved by models that vary across *size*, *family* (Llama 3 vs. Mistral), *presence of safety training*, and *training data*.⁷ The fact that social balance is remarkably achieved under such *heterogeneity* across models could provide some evidence of generalization.

Second, a reason for choosing off the shelf models instead of any sort of more specialized fine-tuned models is that, to the best of our knowledge, the majority of works in the multi-agent literature has historically used such class of LLMs (Gao et al., 2024; Guo et al., 2024). Our selection of LLMs is motivated by multi-agent applications where (i) LLMs are expected to be flexible enough to perform heterogeneous tasks (i.e., as “generalists”), and where (ii) fine-tuning is both costly and time consuming (both for data collection and training time).

Third, there is a rather pragmatic choice for our models: they are open-source and freely available, which reduces experimentation costs. This also makes our results available to a wide spectrum of users who cannot afford or do not want to pay extensive fees to repeatedly access closed-source LLMs, and who may be concerned about privacy issues (e.g., users that manipulate sensitive information may avoid sending it to closed-source LLMs hosted on an externally owned server).

⁶Indeed, as observed in Section 4.1, this could possibly explain the bias within the Llama 3 family toward more positive social outcomes, i.e., more positive interactions in the balanced triads compared to Mistral.

⁷Although the datasets used to pre-train the Llama and Mistral models have not been publicly released at the time of writing this paper, to the best of our knowledge, both models were trained with information found openly in the web. Since the web is very vast, it is very likely there are differences in their training data.

A.3 Regarding how social information is shown to the LLMs in our experiments

We note from our problem setting in Section 3 that we *directly* show each LLM agent the *signs* or *connotations* of the relationships, appraisals, or opinions that define its interactions with the other agents—this is what we textually input to the prompts of the LLM models (see Appendices B.5 and B.6). We do this because this is probably one of the *simplest* ways we can show an LLM agent how its current landscape of social interactions looks like, and we provide three reasons for such choice.

First, this avoids searching for very particular or specific wordings to describe social interactions such as “Agent j thinks you are a bad person”, “Agent j dislikes you because of your personality”, “Agent j has said you are brilliant”, “Agent j has a lot of confidence in you”, etc. Thus, to reduce such large design space of possible prompts that *describe the content of* social interactions, we instead directly use the words “relationships”, “appraisals”, and “opinions” to *describe the type of* social interactions, as a more straightforward way to inform the LLMs about their social landscape. Moreover, as mentioned in Section 1, these three words have been used in the sociological literature.

Second, there is a practical motivation for our choice of prompting. In practice, if LLMs were to be deployed in a social network environment (e.g., as described in Appendix A.4), they will indeed face interactions with diverse content; however, it may be easy to transform such interactions so that they become compatible with our framework. Indeed, as a design choice, one could use sentiment analysis (e.g., by using the LLM agent itself) to process the contents of the messages describing the LLM’s interactions with other users and determine whether they express a particular *connotation* in the form of relationships, appraisals, or opinions.

Third, to the best of our knowledge, our paper is the first one to study social balance in multi-agent systems of LLMs and, as such, we find it reasonable to start this study in the simplest setting where one could analyze social dynamics. Once social balance is shown in a simple setting (which our work does), a new research line of work could stem from it by adding more complexity to the experimental setting and see whether such changes boost or hinder the achievement of social balance (e.g., by adding memory of past interactions, as mentioned in the conclusion of our paper).

A.4 An example of how our work can inform applications

We now expand on an example of how our work can inform a possible application already mentioned in Section 1: the use of LLMs in social media. LLMs can be deployed as bots on social media (Guo et al., 2024; Feng et al., 2024) where they can interact with other LLM bots and human users through messages that could inherently have a positive or negative connotation. Our work would *inform* researchers and engineers seeking to deploy LLM bots that these models will probably aim to achieve social balance in the totality of their interactions. We identify three potential impacts of such LLM behavior:

- **User experience:** Social media researchers and engineers could ask themselves whether LLMs will overtly alter the positive or negative connotation of their messages to induce social balance. This is important from a practical perspective because LLMs acting undesirably antagonistic or too friendly could negatively affect user experience and engagement.
- **Propagation of misinformation:** Our work could also help evaluate the reliability of LLM bots in a social network. Social media researchers and engineers could ask themselves whether LLMs will be able to spread misinformation in order to influence positive or negative interactions that induce social balance.
- **Echo chambers:** Finally, we remark that social balance describes clusters of “friendly” users, which can create so-called *echo chambers*⁸ in the development of opinions and misinformation retention—a relevant phenomenon for social media researchers and engineers (Vicario et al., 2016; Kumar et al., 2018; Leskovec et al., 2010).

B Experimental details

B.1 Problem setting

We consider a population of m LLM agents of the same model. Consider a triad of Agents i , j , and k (this is the only triad in the population when $m = 3$). Let $s_{ij}(t) \in \{-1, 0, +1\}$ represent the interaction of Agent i toward Agent j at

⁸Echo chambers are environments where users only find beliefs that positively reinforce their preexisting or currently held beliefs.

time t : in the case of relationships, it indicates whether *Agent i has a negative/neutral/positive relationship with (respect to) Agent j at time t* ; in the case of appraisals or opinions, it indicates whether *Agent i has a negative/neutral/positive appraisal or opinion of Agent j* . Notice that interactions are directional, thus, it is possible that $s_{ij}(t) \neq s_{ji}(t)$.

It is known that the population achieves structural balance at time t whenever (i) $s_{ij}(t) = s_{ji}(t)$ for every $i, j \in \{1, \dots, m\} := [m]$, $i \neq j$; and (ii) $s_{ij}(t) \times s_{jk}(t) \times s_{ki}(t) = +1$ for every $i, j, k \in [m]$, $i \neq j \neq k$ (Harary, 1953). In other words, (i) means that all interactions are symmetrical, and (ii) that every triad must have a positive product of interaction signs along a *cycle*. In the case of clustering balance, both conditions (i) and (ii) must hold with the additional relaxation of allowing triads such that $s_{ij}(t) + s_{jk}(t) + s_{ki}(t) = -3$ for every $i, j, k \in [m]$, $i \neq j \neq k$; i.e., we allow all negative interactions within a triad (see Figure 1).

Let us consider $m = 3$, i.e., the population is a single triad. Initially at $t = 0$, we consider every possible combination of values for $s_{ij}(0) \in \{-1, +1\}$, $i, j \in [3]$, $i \neq j$, which gives us $2^6 = 64$ different sign distributions over the triad. Then, for every iteration $t = 1, \dots, 10$, we pick every Agent $i \in [3]$ whose interactions toward the other two agents $j, k \in [3]$ will be updated. Assume Agent i will update its interaction toward Agent j . We first show Agent i the interactions $s_{ik}(t-1)$ and $s_{jk}(t-1)$, i.e., how Agents i and j are currently linked to Agent k . Then, in the case of *homophily*, we show the interaction $s_{ij}(t-1)$, while in the case of *influence*, we show the interaction $s_{ji}(t-1)$. Finally, we ask Agent i what its new interaction toward Agent j will be. We remark again that at each of the ten iterations, every agent updates its interactions with every other agent. We run ten simulations per sign distribution over the triad.

Now let us consider $m > 3$. Initially at $t = 0$, we generate n random values for $s_{ij}(0) \in \{-1, +1\}$ for every $i, j \in [m]$,⁹ $i \neq j$; i.e., there are n different simulations or sign distributions over the whole population. Then, for every iteration $t = 1, \dots, 10$, we pick every Agent $i \in [m]$ whose interactions toward the other agents $j_1, \dots, j_{m-1} \in [m]$ will be updated. Assume Agent i will update its interaction toward Agent j_1 . We first show Agent i the interactions $s_{ij_k}(t-1)$ and $s_{j_1 j_k}(t-1)$ for every $k \in [m] \setminus \{j_1\}$, i.e., how Agents i and j_1 are currently linked to every other agent. Then, we show either $s_{ij_1}(t-1)$ or $s_{j_1 i}(t-1)$ depending on whether the mechanism is homophily or influence, respectively. Finally, we ask Agent i what its new interaction toward Agent j_1 will be. We consider two sets of experiments: for populations $m = 6$ and $m = 10$, each with $n = 10$ independent random initializations.

We remark that social balance only occurs when interactions are exclusively $+1$ or -1 (i.e., if an interaction is “neutral” at the end of the iterations, there cannot be social balance). If at any iteration an agent reports its interaction could be “neutral or positive (negative)”, we take the sign of their interaction as “positive (negative)”.

B.2 The LLM models

Our experiments are conducted using three LLM models: Llama 3 70B (llama-3-70B-instruct), Llama 3 8B (llama-3-8B-instruct), and Mistral (mistral-7B-Instruct-v0.2).

B.3 Hardware platform

The Llama 3 70B, Llama 3 80B, and Mistral are hosted on two, one, and one NVIDIA H100 80GB GPU, respectively, on a PowerEdge R760xa Server, which has two Intel Xeon Gold 6442Y processors, and twelve 64GB RDIMM memory.

B.4 Hyperparameters

In all of our experiments we set the temperature hyperparameter of the LLM models to be zero.

B.5 Prompt details for the Llama 3 family (both 70B and 8B)

Assume we are in the case of a single triad, i.e., three agents. Let i, j and k be the numbers associated to specific agents. Assume that at time $t > 0$, Agent i will update its relationship with j and k . Assuming that it will update it with j under the homophily mechanism, the prompt template is as follows: “*Your current relationship with Individual $\{j\}$ is $\{sign\}$ of relationship of i with j at time $t - 1$. Individual $\{j\}$ has a $\{sign\}$ of relationship of j with k at time $t - 1$ relationship with Individual $\{k\}$. Your current relationship with Individual $\{k\}$ is $\{sign\}$ of relationship of i with k at time $t - 1$. \n Will your new relationship with respect to Individual $\{j\}$ be negative or positive? State the relationship first, and then provide an explanation.*” The sign of a relationship is described by the text values of “positive” or “negative” to the LLM agent. When the update mechanism is influence, the sentence right before the question is replaced by “*Individual*

⁹Every $s_{ij}(0)$ is sampled independently from a Rademacher distribution, i.e., a probability of 0.5 for taking either value -1 or $+1$.

$\{k\}$ has a $\{sign\ of\ relationship\ of\ k\ with\ i\ at\ time\ t - 1\}$ relationship with you.” The response of the LLM Agent i will be the new sign of its relationship with (respect to) Agent j at time t .

Now, assume that, instead, Agent i will update its appraisal or opinion of Agent j . Under the homophily mechanism, the prompt template is as follows: “You have a $\{sign\ of\ appraisal/opinion\ that\ i\ has\ of\ j\ at\ time\ t - 1\}$ $\{appraisal/opinion\}$ of Individual $\{j\}$. Individual $\{j\}$ has a $\{sign\ of\ appraisal/opinion\ that\ j\ has\ of\ k\ at\ time\ t - 1\}$ $\{appraisal/opinion\}$ of Individual $\{k\}$. You have a $\{sign\ of\ appraisal/opinion\ that\ i\ has\ of\ k\ at\ time\ t - 1\}$ $\{appraisal/opinion\}$ of Individual $\{k\}$. \nWill your new $\{appraisal/opinion\}$ of Individual $\{j\}$ be negative or positive? State the appraisal first, and then provide an explanation.” When the update mechanism is influence, the sentence right before the question is replaced by “Individual $\{k\}$ has a $\{sign\ of\ appraisal/opinion\ that\ k\ has\ of\ i\ at\ time\ t - 1\}$ $\{appraisal/opinion\}$ of you.” The response of the LLM Agent i will be the new sign of its appraisal or opinion of Agent j at time t .

We now consider the case of more than three agents. Assume that Agent i will update its interaction toward Agent j_1 , and that the rest of agents in the population are j_2, \dots, j_{m-1} . The main difference in the prompt with respect to the previous case of three agents is that now we have to include the interactions of every single triad Agent i belongs to. Thus, at time $t > 0$, assuming that Agent i will update its relationship with (respect to) Agent j_1 under the homophily mechanism, the prompt template is as follows: “Your current relationship with Individual $\{j_1\}$ is $\{sign\ of\ relationship\ of\ i\ with\ j_1\ at\ time\ t - 1\}$. \nIndividual $\{j_1\}$ has a $\{sign\ of\ relationship\ of\ j_1\ with\ j_2\ at\ time\ t - 1\}$ relationship with Individual $\{j_2\}$. Your current relationship with Individual $\{j_2\}$ is $\{sign\ of\ relationship\ of\ i\ with\ j_2\ at\ time\ t - 1\}$. \nIndividual $\{j_1\}$ has a $\{sign\ of\ relationship\ of\ j_1\ with\ j_3\ at\ time\ t - 1\}$ relationship with Individual $\{j_3\}$. Your current relationship with Individual $\{j_3\}$ is $\{sign\ of\ relationship\ of\ i\ with\ j_3\ at\ time\ t - 1\}$. (. . .) \nIndividual $\{j_1\}$ has a $\{sign\ of\ relationship\ of\ j_1\ with\ j_{m-1}\ at\ time\ t - 1\}$ relationship with Individual $\{j_{m-1}\}$. Your current relationship with Individual $\{j_{m-1}\}$ is $\{sign\ of\ relationship\ of\ i\ with\ j_{m-1}\ at\ time\ t - 1\}$. \n\nWill your new relationship with respect to Individual $\{j_1\}$ be negative or positive? State the relationship first, and then provide an explanation.” The prompts for the rest of interactions and update mechanisms follow a similar pattern.

We point out that in all prompts we use the word “individual” instead of “agent”. The reason for this is that the word “individual” is frequently used in the sociological literature. Since we are interested in how LLMs process social interactions, the term “individual” is fitting for their prompting. On the other hand, our paper studies LLMs that form a multi-agent system, and for this reason we use the word “agent” to refer to them in our paper. We can find a similar differentiation between terms in the mathematical modeling literature: the term “individual” is used when referring to the sociological aspect of the interactions, and the term “agent” when referring to the equations that abstracts the “individual” into a mathematical variable (see, for example, (Cisneros-Velarde et al., 2021b)).

B.6 Prompt details for Mistral

The prompts for Mistral are almost identical to the ones for the Llama 3 family, except that the last sentence is replaced by another text. In the case of an agent that will update its relationship with (respect to) Agent j , this text becomes: “Your must always choose either a “positive” or “negative” relationship, even if you are uncertain or do not have enough information. Your response must be in the following format: \n”New relationship: [write here “positive” or “negative”].” and then “Justification for answer: [write here the justification for the new relationship].”” Now, in the case of an agent that will update its appraisal or opinion of Agent j , this text becomes: “Your must always choose either a “positive” or “negative” $\{appraisal/opinion\}$, even if you are uncertain or do not have enough information. A “neutral” $\{appraisal/opinion\}$ is not allowed. Your response must be in the following format: \n”New $\{appraisal/opinion\}$: [write here “positive” or “negative”].” and then “Justification for answer: [write here the justification for the new $\{appraisal/opinion\}$].”” These prompt modifications are done for conveniently formatting the output of Mistral, as well as to encourage the LLM to provide useful interaction updates.

C Keyword analysis for single triad population

C.1 Keyword: “social balance”

We now present *all* the responses where “social balance” is present, which only occurs in the setting of appraisals with influence in Llama 3 70B. The first response appears only two times and the second one only one time.

My new appraisal of Individual 0 will be negative.\n\nExplanation: Although I initially had a positive appraisal of Individual 0, I now know that Individual 0 has a negative appraisal of Individual 1. Since Individual 1 has a negative appraisal of me, this creates a social connection between Individual 0 and Individual 1 that is unfavorable towards me. This indirect connection makes me reevaluate my initial positive appraisal of Individual 0, leading me to adopt a more negative view of them. This phenomenon is known as "transitivity of sentiment" or "**social balance theory**", where our attitudes towards others are influenced by the attitudes of those we care about or have a connection with.

My new appraisal of Individual 0 will be negative.\n\nExplanation: Although I initially had a positive appraisal of Individual 0, I now know that Individual 0 has a negative appraisal of Individual 1. Since Individual 1 has a negative appraisal of me, this creates a social connection between Individual 0 and Individual 1 that is unfavorable towards me. This indirect connection makes me reevaluate my initial positive appraisal of Individual 0, leading me to adopt a more negative view of them. This phenomenon is known as "transitivity of sentiment" or "**social balance theory**," where our attitudes towards others are influenced by the attitudes of those we care about or identify with.

C.2 Keyword: "cognitive" and "dissonance"

We now present sample responses where the words "cognitive" and "dissonance" are used.

Llama 3 70B under appraisals with homophily

We found that the word "cognitive" does not appear separate from "dissonance" (i.e., we always find the expression "cognitive dissonance"), but "dissonance" can appear by itself. In either case, the dissonance being described leads to an update that does not violate Heider's rules.

My new appraisal of Individual 0 will be negative.\n\nExplanation: Initially, I had a positive appraisal of Individual 0. However, I also have a positive appraisal of Individual 2. **Since Individual 0 has a negative appraisal of Individual 2, it creates a cognitive dissonance for me.** To resolve this dissonance, I am likely to re-evaluate my appraisal of Individual 0 and adjust it to be more negative. This is because Individual 0's negative appraisal of Individual 2, whom I hold in high regard, suggests that Individual 0 may not share my values or have a similar perspective, which can lead me to question my initial positive appraisal of them.

My new appraisal of Individual 1 will be slightly positive.\n\nHere's the explanation:\n\nInitially, I had a negative appraisal of Individual 1. However, I also have a positive appraisal of Individual 2, and Individual 1 has a positive appraisal of Individual 2. **This creates a cognitive dissonance, as I'm forced to reconcile my negative view of Individual 1 with the fact that they share a positive opinion with me about Individual 2.**\n\nAs a result, I'm likely to reevaluate my appraisal of Individual 1 and consider the possibility that they may not be entirely negative. Perhaps they have some redeeming qualities or characteristics that I hadn't previously considered. This doesn't mean I'll completely flip my appraisal to positive, but I'll likely soften my stance and view Individual 1 in a more nuanced and slightly positive light.

My new appraisal of Individual 2 will be ****neutral or slightly negative****.\n\nHere's why: Initially, I had a positive appraisal of Individual 2, which means I think highly of them. However, I've just learned that Individual 2 has a positive appraisal of Individual 0, whom I have a negative appraisal of. **This creates a sense of dissonance or inconsistency in my mind.** If Individual 2 thinks highly of someone I don't think highly of, it makes me question my initial positive appraisal of Individual 2. I may start to wonder if Individual 2's judgment is flawed or if they're not as discerning as I thought. This could lead me to reassess my opinion of Individual 2, making it more neutral or slightly negative.

Llama 3 70B under appraisals with influence

The word "cognitive" does not appear, only "dissonance" does. The dissonance being described leads to an update that does not violate Heider's rules.

My new appraisal of Individual 1 will be negative.\n\nHere's why: Although I initially had a positive appraisal of Individual 1, I now know that they have a negative appraisal of Individual 2, who has a positive appraisal of me. **This creates a sense of dissonance, as someone I liked (Individual 1) dislikes someone I also like (Individual 2).** This inconsistency makes me reevaluate my opinion of Individual 1, and I'm more likely to question their judgment or character. As a result, my positive appraisal of Individual 1 is diminished, and I now have a negative appraisal of them.

My new appraisal of Individual 2 will be negative.\n\nExplanation: Although I initially had a positive appraisal of Individual 2, I have learned that Individual 2 has a negative appraisal of Individual 0, who has a positive appraisal of me. **This creates a sense of dissonance, as someone I respect (Individual 0) is being negatively viewed by someone I previously thought positively of (Individual 2).** This inconsistency leads me to reevaluate my opinion of Individual 2, and I now view them more negatively.

Llama 3 70B under opinions with homophily

We found that the word “cognitive” does not appear separate from “dissonance” (i.e., we always find the expression “cognitive dissonance”), but “dissonance” can appear by itself. In either case, the dissonance being described leads to an update that does not violate Heider's rules.

My new opinion of Individual 1 will be negative.\n\nExplanation: Initially, I had a positive opinion of Individual 1. However, I also have a positive opinion of Individual 0, and Individual 1 has a negative opinion of Individual 0. This creates a conflict in my perception of Individual 1. Since I value my positive opinion of Individual 0, I am likely to reassess my opinion of Individual 1 in a negative light, as they hold a negative view of someone I hold in high esteem. **This inconsistency in our opinions creates a sense of dissonance, leading me to reevaluate and adjust my opinion of Individual 1 to be more negative.**

My new opinion of Individual 2 will be: ****slightly positive****\n\nExplanation: Initially, I had a negative opinion of Individual 2. However, I've learned that Individual 2 has a positive opinion of Individual 0, whom I respect and have a positive opinion of. **This new information creates a cognitive dissonance, as I'm forced to reconcile my negative opinion of Individual 2 with the fact that they share a positive opinion of someone I admire.** As a result, I'm inclined to reassess my opinion of Individual 2 and give them the benefit of the doubt. While my initial negative opinion still lingers, I'm willing to consider the possibility that Individual 2 may not be entirely bad, and my opinion of them becomes slightly more positive.

My new opinion of Individual 1 will be neutral or slightly negative.\n\nHere's why: Initially, I had a positive opinion of Individual 1. However, I've now learned that Individual 1 has a negative opinion of Individual 2, whom I also have a positive opinion of. **This creates a cognitive dissonance, as I'm forced to reconcile the fact that someone I like (Individual 1) dislikes someone else I like (Individual 2).** This dissonance can lead me to reevaluate my opinion of Individual 1, potentially reducing my positive sentiment towards them. I may start to question whether Individual 1's negative opinion of Individual 2 is justified or if it's a character flaw. This could lead to a more neutral or slightly negative opinion of Individual 1.

Llama 3 70B under opinions with influence

The word “cognitive” does not appear, only “dissonance” does. The dissonance being described leads to an update that does not violate Heider's rules.

My new opinion of Individual 1 will be negative.\n\nHere's why: Although I initially had a positive opinion of Individual 1, I've learned that they have a negative opinion of Individual 0, who has a positive opinion of me. **This creates a sense of dissonance, as someone I liked has a negative view of someone who likes me.** This inconsistency makes me reevaluate my opinion of Individual 1, and I'm inclined to side with Individual 0, who has been kind to me. As a result, my opinion of Individual 1 becomes negative.

My new opinion of Individual 1 will be negative.\n\nHere's why: Although I initially had a positive opinion of Individual 1, I've now learned that they have a negative opinion of Individual 2, who has a positive opinion of me. **This creates a sense of dissonance, as someone I liked is now criticizing someone who likes me.** This makes me question Individual 1's judgment and character, leading me to reassess my opinion of them in a negative light.

Llama 3 8B under appraisals with homophily

We found that the words “cognitive” and “dissonance” cannot appear separately from each other: they always appear as the phrase “cognitive dissonance”. The dissonance being described leads to an update that does not violate Heider's rules.

My new appraisal of Individual 2 will be negative.\n\nThis is because my initial positive appraisal of Individual 2 was based on my own perspective, which is now being challenged by Individual 2's negative appraisal of Individual 1, whom I have a positive appraisal of. **This inconsistency creates a cognitive dissonance, which I will likely resolve by revising my appraisal of Individual 2 to be more in line with Individual 2's negative view.** This is because I tend to trust and respect Individual 2's opinion, and their negative appraisal of Individual 1 is likely to influence my own evaluation of Individual 2.

My new appraisal of Individual 2 will be negative.\n\nThis is because my initial positive appraisal of Individual 2 was based on my own perspective, which is now being challenged by Individual 2's negative appraisal of Individual 1, whom I have a positive appraisal of. **This inconsistency creates a cognitive dissonance, which I will likely resolve by revising my appraisal of Individual 2 to be more in line with Individual 2's negative view.** This is because I tend to trust and value the opinions of others, especially when they are based on direct experience or observation. Since Individual 2 has a negative appraisal of Individual 1, which I respect and agree with, I will likely adjust my appraisal of Individual 2 to be more negative as well.

Llama 3 8B under opinions with homophily

We found that the word “dissonance” does not appear separate from “cognitive” (i.e., we always find the expression “cognitive dissonance”), but “cognitive” can appear by itself.

When the expression “cognitive dissonance” appears, it leads to an update that does not violate Heider's rules.

My new opinion of Individual 1 will be negative.\n\n**I have a positive opinion of Individual 1 initially, but when I learn that they have a negative opinion of Individual 2, who I have a positive opinion of, it creates a cognitive dissonance.** This means that I will experience discomfort or tension because my initial positive opinion of Individual 1 is no longer consistent with the new information. To reduce this dissonance, I may adjust my opinion of Individual 1 to be more negative, as a way to maintain consistency with my positive opinion of Individual 2. This is an example of the fundamental attribution error, where I attribute Individual 1's negative opinion of Individual 2 to their character or personality, rather than considering alternative explanations.

My new opinion of Individual 1 will be negative.\n\n**I have a positive opinion of Individual 1 initially, but when I learn that they have a negative opinion of Individual 2, who I have a positive opinion of, it creates a cognitive dissonance.** This means that I will experience discomfort or tension because my initial positive opinion of Individual 1 is no longer consistent with their negative opinion of Individual 2.\n\nTo reduce this dissonance, I may adjust my opinion of Individual 1 to be more negative, as a way to align my attitudes and beliefs. This is known as the “attitude polarization effect,” where people tend to take a more extreme stance on an issue or person to reduce the discomfort caused by the dissonance.’

Strangely, in the very tiny 0.01% of all the responses, the word “cognitive” appears without the word “dissonance” leading to an update that does not satisfy Heider's rules. The LLM attributes such update to some cognitive bias.

	Six Agents						Ten Agents					
	Relationship		Appraisal		Opinion		Relationship		Appraisal		Opinion	
	H	I	H	I	H	I	H	I	H	I	H	I
Llama 3 70B	0.00	0.00	0.10	0.17	0.00	0.10	0.00	0.00	0.09	0.02	0.01	0.01

Table 5: **Frequency (%) at which the keyword “dissonance” appear across settings for Llama 3 70B.** For six agents, each percentage is with respect to a total of 3000 responses (given a setting of interactions and update mechanisms, there are 10 simulations wherein 6 agents update 5 interactions across 10 iterations). For ten agents, each percentage is with respect to a total of 9000 responses (given a setting of interactions and update mechanisms, there are 10 simulations wherein 10 agents update 9 interactions across 10 iterations). The other two LLM models do not report the keyword.

My new opinion of Individual 0 will be positive.\n\nThe reason for this is that Individual 0 has a positive opinion of Individual 2, and I have a negative opinion of Individual 2. This means that Individual 0’s taste or judgment is likely to be different from mine, and therefore, I may reevaluate my opinion of Individual 0 and consider the possibility that they may be correct about Individual 2. This is an example of a **cognitive** bias called the “halo effect,” where the positive association with Individual 2 influences my opinion of Individual 0.

Llama 3 8B under opinions with influence

We found that the words “cognitive” and “dissonance” cannot appear separately from each other: they always appear as the phrase “cognitive dissonance”. The dissonance being described leads to an update according to clustering balance, i.e., it relaxes the fourth Heider’s rule.

My new opinion of Individual 1 will be negative.\n\nThe reason for this is that Individual 1 has a negative opinion of Individual 2, and Individual 2 has a negative opinion of me. This means that Individual 1 is likely to have a negative influence on my opinion of Individual 2, and by extension, on my opinion of Individual 1. **Since Individual 1 is associated with a negative opinion of Individual 2, I will likely adopt a negative opinion of Individual 1 as well, in order to maintain consistency and avoid cognitive dissonance.**

D Keyword analysis for multiple triads

The occurrence of the relevant keyword “dissonance” is shown in Table 5.