

VIDEO INSTRUCTION TUNING WITH SYNTHETIC DATA

Yuanhan Zhang^{†,♡}, Jinming Wu^{‡,♡}, Wei Li[‡], Bo Li^{†,♡}, Zejun Ma[‡],
Ziwei Liu^{†,¶}, Chunyuan Li^{‡,¶}

[‡]ByteDance [†]S-Lab, NTU [‡]BUPT

<https://llava-vl.github.io/blog/llava-video>

ABSTRACT

The development of video large multimodal models (LMMs) has been hindered by the difficulty of curating large amounts of high-quality raw data from the web. To address this, we consider an alternative approach, creating a high-quality synthetic dataset specifically for video instruction-following, namely LLaVA-Video-178K. This dataset includes key tasks such as detailed captioning, open-ended question-answering (QA), and multiple-choice QA. By training on this proposed dataset, in combination with existing visual instruction tuning data, we introduce LLaVA-Video, a new video LMM. Our experiments demonstrate that LLaVA-Video achieves strong performance across various video benchmarks, highlighting the effectiveness of our dataset. We plan to release the dataset, its generation pipeline, and the model checkpoints.

1 INTRODUCTION

We are in an era where large-scale computing and data is crucial for multimodal learning (Li et al., 2024d). A significant recent advancement was introduced by visual instruction tuning (Liu et al., 2024a), which laid the foundation for building a general-purpose visual assistant. Notably, it proposed a data generation pipeline to create high-quality image-language instruction-following data. This pipeline has inspired subsequent researches (Li et al., 2024c;b;a; Lin et al., 2024) aimed at generating diverse image-language instruction data across various visual domains, accelerating the development of visual instruction tuning techniques.

Compared to the construction of image-language instruction-following data, obtaining high-quality video-language instruction-following data is challenging (Zhang et al., 2023; Li et al., 2024e). First, sourcing high-quality videos is difficult. We need to find videos with significant temporal changes that provide more knowledge than what image-language data can offer. However, we have found that most videos in current video-language instruction-following datasets (Chen et al., 2024a; Zhang et al., 2024d) are relatively static. Additionally, these videos are mostly trimmed based on scene changes, resulting in simplified plots. Such simplified video-language instruction-tuning data is inadequate for models to understand videos with complex narratives. Furthermore, current video-language instruction-following datasets often use a very sparse sampling rate for frame annotation. For instance, ShareGPT4Video (Chen et al., 2024a) has an average sampling rate of 0.15, sometimes sampling only 2 frames from a 30-second video. This sparse sampling rate is effective in describing overall scenes but fails to capture detailed movements or changes in the video, resulting in hallucination when detailed descriptions of the video are required.

To overcome these shortcomings, we introduce a comprehensive video instruction-tuning dataset named LLaVA-Video-178K, consisting of 178,510 videos ranging from 0 to 3 minutes. This dataset is enriched with detailed annotations, open-ended questions, and multiple-choice questions, developed through a combination of GPT-4o (OpenAI, 2024) and human efforts. It features four favorable properties: (i) **Extensive Video Source**: We conduct a comprehensive survey on the video sources of existing video understanding datasets, and conclude 10 major video data sources, from which we start our video data collection by building a video pool. Although there are over 40 video-language

♡ Work collaborated with ByteDance; ¶ Co-senior authors

datasets, their video data are mainly sourced from 10 datasets (Zhou & Corso, 2017; Xue et al., 2022; Goyal et al., 2017; Caba Heilbron et al., 2015; Kay et al., 2017; Sigurdsson et al., 2016; Wang et al., 2023; Shang et al., 2019; Grauman et al., 2022; Zhu et al., 2023a), covering a wide range of video domains, such as activities, cooking, TV shows, and egocentric views. (ii) **Dynamic Untrimmed Video Selection:** From these sources, we use several filtering logic to select the most dynamic videos from the video data pool. Notably, we select original, untrimmed videos to ensure plot completeness. (iii) **Recurrent Detailed Caption Generation Pipeline with Dense Frame Sampling:** We propose a detailed video caption pipeline that operates recurrently, enabling us to generate detailed captions for videos of any length. This pipeline has three levels, each level of description represents a different time-range: from 10 seconds to the entire video length. It is recurrent as the historical description from any level serves as the context for generating new descriptions at any level. Additionally, we adopted a dense sampling strategy of one frame per second to ensure the sampled frames are rich enough to represent the videos. (iv) **Diverse Tasks:** Based on the detailed video descriptions, we can generate question-answer pairs. To ensure our questions cover a wide range of scenarios, by referring to the video question-answering dataset, we define 16 question types. We prompt GPT-4o to generate question-answer pairs by referring to these question types, covering open-ended and multi-choice questions.

Based upon the LLaVA-Video-178K dataset, we developed LLaVA-Video. Contrary to previous studies suggesting that training with single frames is sufficient for video-language understanding (Lei et al., 2022), our findings reveal a significant impact of frame count on LLaVA-Video’s performance, attributable to the detailed features of LLaVA-Video-178K. Observing this, we explored maximizing frame sampling within the constraints of limited GPU memory. We introduce LLaVA-Video SlowFast, a video representation technique that optimally distributes visual tokens across different frames. This approach allows for incorporating up to three times more frames than traditional methods, which allocate an equal number of visual tokens to each frame.

Our contributions are as follows:

- *Video-language Instruction-Following Data:* We present a high-quality dataset *LLaVA-Video-178K* tailored for video instruction-following. It consists of 178K video with 1.3M instruction samples, including detailed captions, free-form and multiple-choice question answering.
- *Video Large Multimodal Models:* We develop *LLaVA-Video*, a series of advanced large video-language models that expand the capabilities of open models in understanding video content.
- *Open-Source:* In an effort to support the development of general-purpose visual assistants, we release our multimodal instruction data, codebase, model checkpoints, and a visual chat demo to the public.

2 RELATED WORK

In this work, our goal is to create a high-quality video-language dataset that goes beyond simple video captions. We aim to improve the ability to follow instructions, which includes detailed video descriptions, open-ended video question-answering, and multiple-choice video question-answering data. We discuss related datasets in Table 1. Previous video-language datasets (Miech et al., 2019) include manually annotated data for various tasks, such as video captions (Chen & Dolan, 2011; Xu et al., 2016; Rohrbach et al., 2015; Anne Hendricks et al., 2017a; Caba Heilbron et al., 2015; Zhou & Corso, 2017), and video question-answering (Yu et al., 2019; Zadeh et al., 2019; Xiao et al., 2021). However, manual annotation is expensive and limits the size of such datasets. To address the shortage of data, studies like (Miech et al., 2019; Lee et al., 2021; Zellers et al., 2021; Xue et al., 2022) suggest automatically annotating data using subtitles created by ASR. While this method greatly expands the dataset size to 100 million samples, the subtitles often fail to accurately describe the main video content. Additionally, other studies (Xu et al., 2017; Grunde-McLaughlin et al., 2021; Wu et al., 2024a) use language models (Xu et al., 2017) or question templates (Grunde-McLaughlin et al., 2021; Wu et al., 2024a) to generate question-answer pairs. Although this approach can generate a large number of questions and answers, it often produces poor-quality questions that do not reflect real-world user inquiries. More recent research (Chen et al., 2024b) has prompted video-language models such as BLIP-2 (Li et al., 2023), VideoChat (Li et al., 2024e), Video-LLaMA (Zhang et al.,



Figure 1: **Video sources in the proposed LLaVA-Video-178K.** (Left) The relationship between 10 video sources we have utilized and other existing video-language datasets. (Right) Filtering logic for video sources. The detail of filtering logic: ① Sorted by Views, ② Number of scenes greater than 2, ③ Video duration between 5 seconds and 180 seconds, ④ Ratio of scenes to video duration less than or equal to 0.5, ⑤ Resolution greater than 480p, ⑥ 50 samples for each category.

2023), and MiniGPT-4 (Zhu et al., 2023b) to generate video captions. However, these models are limited in their ability to provide detailed descriptions.

The most related works to ours are the recent AI-generated synthetic video instruction tuning data, LLaVA-Hound (Zhang et al., 2024d) and ShareGPT4Video (Chen et al., 2024a), where they have used GPT-4 (OpenAI, 2023) to generate video captions and open-ended video question-answering. Although the quality of the captions and question-answer pairs has significantly improved, the video sources they use are too static to produce high-quality data for instruction-following scenarios. They also only use very sparse frames for prompting GPT-4V, which results in annotations that fail to capture nuanced actions and continuous plots in the videos. Additionally, Shot2Story (Han et al., 2023) and Vript (Han et al., 2023) also employ GPT-4V (OpenAI, 2023) for video captioning. Their outputs, however, include audio details, which are outside the scope of this study.

3 VIDEO INSTRUCTION-FOLLOWING DATA SYNTHESIS

A high-quality dataset for video instruction-tuning is crucial for developing effective video-language models. We identify a key factor in building such datasets: ensuring richness and diversity in both video content and its language annotations. We perform comprehensive survey on the existing video benchmarks, covering across various public video captioning and question-answering datasets, then identify ten unique video sources that contribute to over 40 video-language benchmarks. From each source, we select videos that exhibit significant temporal dynamics. To maintain diversity in the annotations, we establish a pipeline capable of generating detailed captions for videos of any length. Additionally, we define 16 types of questions that guide GPT-4o in creating question-answer pairs to assess the perceptual and reasoning skills of the video-language models.

3.1 VIDEO SOURCE

One important starting point in building a high-quality video instruction-following dataset is to find a sufficiently diverse pool of video data. From this pool, we can select the qualified videos. In our study of public video-language datasets—including video captioning, video question answering, video summarization, and moment-wise captioning—we noticed that although different datasets focus on various video understanding tasks (e.g., AGQA (Grunde-McLaughlin et al., 2021) for spatial-temporal relations and STAR (Wu et al., 2024a) for situational reasoning), most are sourced from ten main video sources. For instance, both AGQA and STAR use data from Charades (Sigurdsson et al., 2016). Specifically, these ten sources are HD-VILA-100M (Xue et al., 2022), InternVid-10M (Wang et al., 2023), VidOR (Shang et al., 2019), VIDAL (YouTube Shorts)(Zhu et al., 2023a), YouCook2(Zhou &

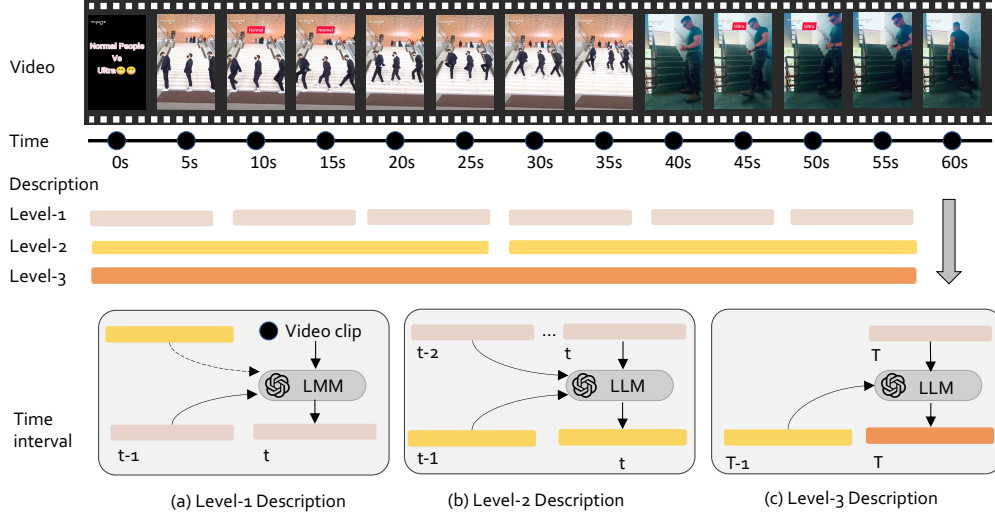


Figure 2: **The video detail description creation pipeline.** A three-level creation pipeline is considered, with each level developed via a recurrent approach. Note that t is the index of time interval at its own level, and T is the last time interval index. (a) To generate the caption for time interval t at level-1, we condition on the current frames in this interval, the caption for time interval $t - 1$, and the most recent description summary at level-2 if applicable. (b) To generate caption for time interval t at level-2, we condition on the previous caption at level-2, and captions from three most recent time intervals at level-1. (c) To generate the overall caption at the last time interval T at level-3, we condition on the the most recent caption at level-2 and the current caption from level-1.

Corso, 2017), Charades (Sigurdsson et al., 2016), ActivityNet (Caba Heilbron et al., 2015), Kinetics-700 (Kay et al., 2017), Something-Something v2 (Goyal et al., 2017), and Ego4d (Grauman et al., 2022). These sources offer a wide range of video data from different websites, viewpoints, and domains. The relationship between these ten selected video datasets and others is shown in Fig. 1. The videos from this ten datasets build the video pool for the further video selection. Notably, we use untrimmed videos from each source except for YouCook2 and Kinetics-700. We believe that cutting videos into clips can break the plot continuity, which is essential for understanding the videos.

Based on the video pool, we aim to select dynamic videos. In Figure 1, we outline our criteria for selecting high-quality data. Our main method for identifying dynamic content involves using PySceneDetect, which calculates the number of scenes in a video. We found that the number of scenes is a good indicator of video dynamism. Additionally, we have designed a specific approach ④ to exclude videos that mainly contain “slides.”

3.2 VIDEO DETAIL DESCRIPTION

Automated Generation For selected videos, we use GPT-4o (OpenAI, 2024) to systematically describe their content. We start by sampling video frames at one frame per second (fps). However, due to the input size constraints of GPT-4o, we cannot use all sampled frames. Instead, we describe the videos sequentially, as shown in Fig 2. We create descriptions at three distinct levels, detailed below.

- *Level-1 Description:* Every 10 seconds, we provide a level-1 description that outlines the events in that segment. This description considers: frames from the current clip and historical context, which includes all recent level-1 descriptions not yet summarized into a level-2 description and the latest level-2 description.
- *Level-2 Description:* Every 30 seconds, we create a level-2 summary of the entire video plot up to that point. This is based on the last three level-1 descriptions, covering the most recent 30 seconds; and the latest level-2 description.

Temporal Q: How do the audiences react after the child hits the pinata correctly?	Spatial Q: What is behind the 8th man?	Causal Q: Why do the little boy in red go towards woman in green at first?	Speed Q: Which is faster, the white car or the bicycle?
Binary Q: Did the child wear shoes while running on the beach?	Count Q: How many times did the man put his right hand into his pocket?	Plot Q: How does the interaction between the monkey and the cat indicate?	Description Object Q: What colors are the railings of the staircase?
Time Order Q: What actions did the person in the red hoodie carry out, and in what order?	Fine-grain Action Q: Does the person in the video undergo a real physical transformation?	Object Existence Q: What is the reaction of the audience when the keynote speaker delivers his speech?	Description Human Q: What does the person on the right's facial expression suggest?
Attribute Change Q: How do the ice cream change?	Camera Direction Q: Is the camera following the joggers as they move?	Object Direction Q: Which direction did the man walk towards before exiting the scene relative to the camera?	Description Scene Q: Where did the rescue operation in the video take place?

Figure 3: Question types for video question answering in data creation. For each type, we provide its name and an example question.

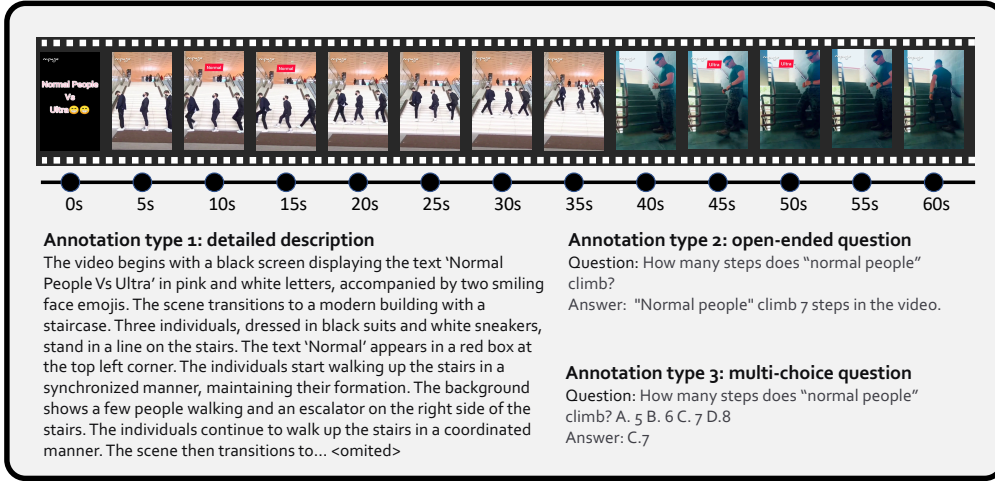


Figure 4: One example to illustrate the video instruction-following data.

- **Level-3 Description:** At the video’s end, we generate a level-3 description to encapsulate the entire video. The inputs for this description are the recent level-1 descriptions not yet summarized, covering the last moments of the plot after the recent summary; and the latest level-2 description.

3.3 VIDEO QUESTION ANSWERING

Question Type definition In addition to detailed video descriptions, our dataset includes a variety of question-answer pairs designed for complex interactions. This setup improves the video understanding model’s ability to handle real-life queries. We refer to public video question-answering benchmarks (Xiao et al., 2021; Yu et al., 2019; khattak et al., 2024; Liu et al., 2024b) to organize these questions into 16 specific categories, as shown in Fig. 3.

Automated Generation Given a detailed video description, we use GPT-4o to generate at most one question-answer pair for each type of question. The prompts include: (1) The task definition for the current question type. (2) In-context examples for this type, which include three video descriptions and their three question-answer pairs of this specific type. (3) The detailed video description for the current video. We instruct GPT-4o to return *None* if it cannot generate question-answer pairs for a specific question type.

Filtering. To filter out the generated question-answer pairs, we apply the following strategy: (1) remove duplicates using the sentence-transformer (Reimers & Gurevych, 2020), (2) discard answers that begin with phrases like “does not specify,” “does not mention,” “does not specifically,” “does not depict,” or “does not show.”

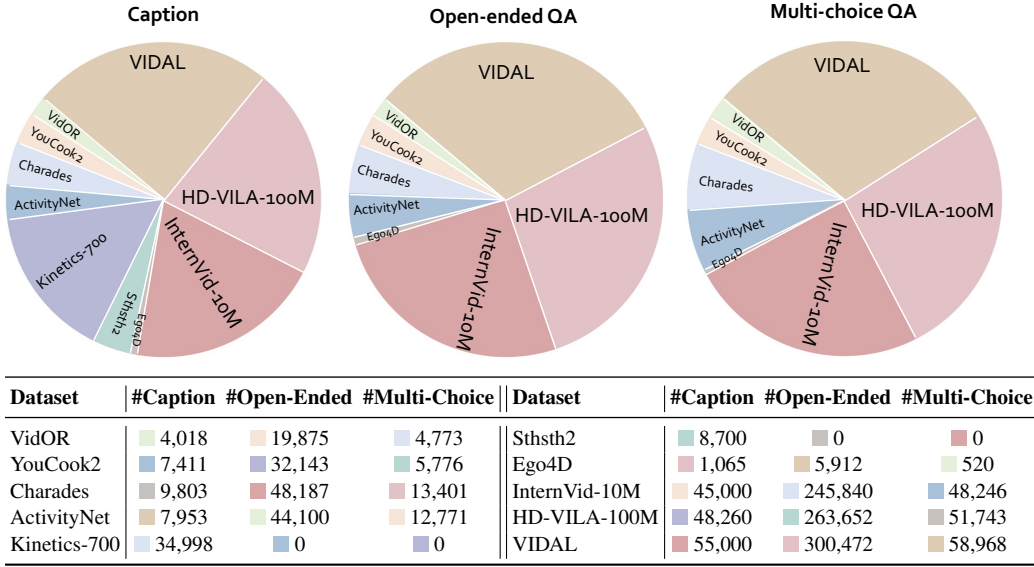


Figure 5: Distribution of data across different datasets and question types (Caption, Open-ended, and Multi-Choice).

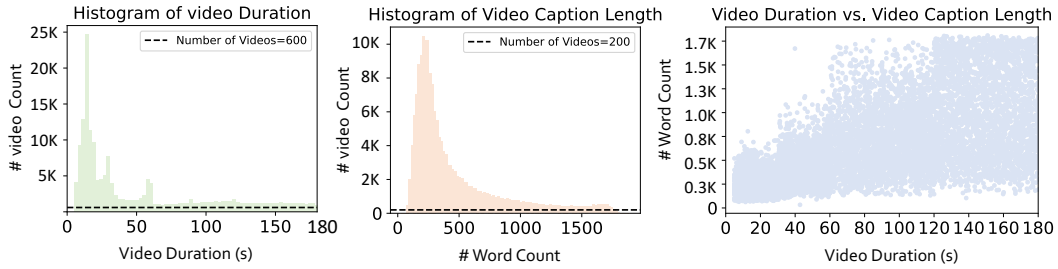


Figure 6: (Left) Visualization of the video duration. (Middle) Visualization of the number of words in the video caption. (Right) Visualization of caption length versus video duration.

3.4 DATASET STATISTICS

Overview. We carefully select from our collected data sources to form a balanced and comprehensive collection, resulting in a total of 178K videos and 1.3M instruction-following samples. This includes 178K captions, 960K open-ended QAs, and 196K multiple-choice QAs.

We present the distribution in Figure 6. Our dataset shows a balanced mix across different video sources, providing a varied content selection. For each task type (caption, open-ended question, multiple-choice question), VIDAL (YouTube Shorts) has the highest share at 24.8%, 31.1%, and 30.1% respectively. It is followed by HD-VILA-100M (21.7%, 27.5%, 26.4%) and InternVid-10M (20.3%, 25.6%, 24.6%).

Figure 6 (Left) illustrates the distribution of the video duration. Video lengths range from 0s to 180s, with each length category containing at least 600 videos. Videos shorter than 50 seconds are numerous, mainly because all videos from VIDAL (24.8% of the dataset), which contains YouTube Shorts with lengths under 45 seconds. Figure 6 (Middle) illustrates the distribution on the number of words for the synthetic captions. Figure 6 (Right) shows how video length correlates with the length of captions. Generally, longer videos feature longer captions.

For each video in LLaVA-Video-178K, referencing InsTag (Lu et al., 2023), we employ an in-house tagging model to categorize the video content. Figure 7 displays the distribution of ten uniformly sampled video categories, showcasing examples from four of these categories. Among all videos,




Figure 7: (Left) Display of YouTube Shorts across four video categories. (Right) Distribution of 5 uniformly chosen video categories.

Table 1: **Comparison of LLaVA-Video-178K and other video-language datasets.** Average FPS represents the average number of frames per second that are used to prompt GPT-4o/GPT-4V for annotation. ★ VIDAL, WebVid, ActivityNet. ■ Panda-70M, Pexels, Pixabay, Mixkit, BDD100K, Ego4d. ⚙ HD-VILA-100M, Kinetics-700M, Ego4D, VidOR, InternVid, YouCook2, ActivityNet, Sth-sthv2, VIDAL, Charades.

	Text	Video Source	#Video	Total Video Length	Average FPS	#Caption	#OE QA	#MC QA
LLaVA-Hound	GPT-4V	★	900K	3Khr	0.008	900K	900K	0
ShareGPT4Video	GPT-4V	■	40K	0.2Khr	0.15	40K	0	0
LLaVA-Video-178K	GPT-4o	⚙	178K	2Khr	1	178K	960K	196K

“comedy” predominates, primarily because YouTube Shorts is one of the most common sources in our dataset. Comedy is a typical genre that tends to attract high view counts—videos with large viewerships are more likely to be collected, as indicated in Table 1. Additionally, our dataset includes some domains less represented in current video-language datasets, such as computer games.

Dataset Comparison We provide a comparison of high-quality instruction following video-language datasets, with a focus on synthetic data created with strong AI models, as shown in Table 1. (i) *A broad collection of dynamic videos.* In terms of video sources, although LLaVA-Hound (Zhang et al., 2024d) contains the largest number of videos, 44% of its video data are sourced from WebVid (Bain et al., 2021), where most videos are static. ShareGPT4Video (Chen et al., 2024a) includes 30% of its videos from Pexels, Pixabay, and Mixkit, which are aesthetically good but also mostly static. Additionally, the majority of its videos come from Panda-70M, which are short clips from longer videos—suggesting simpler plots. In contrast, we carefully select video sources that offer dynamic, untrimmed videos with complex plots, which are crucial for developing a powerful video understanding model. (ii) *High frames per second.* Regarding frame sampling in language annotations, the proposed dataset considers 1 FPS, while other datasets consider much lower FPS. LLaVA-Hound uniformly samples 10 frames from videos of any length. The average FPS is 0.008, which may miss some fine details. ShareGPT4Video picks key frames using CLIP (Radford et al., 2021) based on frame uniqueness. This method might also miss subtle changes in the video because

¹Example videos: WebVid, Pixabay, Pexels, Mixkit.

CLIP embeddings do not capture fine-grained dynamics well. Our method samples FPS=1 without using key frame selection algorithms, ensuring the detailed temporal information can be expressed in annotations and high coverage. (iii) *Diverse tasks*. The proposed dataset considers three common task types, including caption, free-form and closed-form QA, while existing datasets only consider a subset. Meanwhile, the quality and numbers of samples in our dataset is higher.

4 EXPERIMENTS

We conducted evaluations for the LLaVA-Video models across all benchmarks using LMMs-Eval (Zhang et al., 2024a) to ensure standardization and reproducibility. To fairly compare with other leading video LMMs, we primarily used results from original papers. When results were not available, we integrated the models into LMMs-Eval and assessed them under consistent settings. Following LLaVA-OneVision (Li et al., 2024c), we employed SigLIP (Zhai et al., 2023) as our vision encoder, and Qwen2 (Yang et al., 2024) as the LLM. The LLaVA-Video model builds on the single-image (SI) stage checkpoint from the LLaVA-OneVision model (Li et al., 2024c), which was trained using only image data.

Video Representations Following the classic SlowFast idea in video representations (Feichtenhofer et al., 2019; Xu et al., 2024b; Huang et al., 2024), we develop *LLaVA-Video*_{SlowFast} to optimize the balance between the number of frames and the count of visual tokens, within the budget of the limited context window in LLM and GPU memory for video representation. Please refer to Appendix B for detailed information. Specifically, we represent each video as a sequence with maximum T frames. Each frame is represented in M tokens. we categorize the frames into two groups, based on the a strike rate s , where the every s frames are uniformly selected to form the *slow* frame group, and the rest of the frames are consdiered as the *fast* frame group. Note that a special case $s = 1$ leads to only one group, reducing the SlowFast representation to the original simple representation. For each group, we apply different pooling rate using Pytorch function pooling avg_pool2d(). $p \times p$ pooling and $2p \times 2p$ pooling for slow and fast frames, respectively. To summarize, we paramterize the video representation configuration as $\mathcal{V} = (T, M, s, p)$. The total number of tokens is $\#tokens = \lfloor T/s \rfloor \times \lfloor M/p^2 \rfloor + (T - \lfloor T/s \rfloor) \times \lfloor M/p^2 \rfloor$

Evaluation Benchmarks. For full evaluation, we consdier 11 video benchmarks. conducted tests across various video captioning , video open-ended question-answering and video multiple-choice question-answering benchmarks, including ActivityNet-QA (Yu et al., 2019), which features human-annotated action-related QA pairs from the ActivityNet dataset. We also utilized LongVideoBench (Wu et al., 2024b), EgoSchema (Mangalam et al., 2024), and MLVU (Zhou et al., 2024) for long video understanding, PerceptionTest (Pătrăucean et al., 2023) for assessing fine-grained perception skills, and VideoMME (Fu et al., 2024) and NExT-QA (Xiao et al., 2021) for diverse video domains and durations. Additional tests included VideoDetailCaption (LMMs-Lab, 2024) Dream-1K (Wang et al., 2024) for detailed video descriptions and Video-ChatGPT (Maaz et al., 2024) for visual chat.

For ablation studies in . 4.2 and Sec. 4.3, we conduct evaluation across 4 datasets. NExT-QA (Xiao et al., 2021) and PerceptionTest (Pătrăucean et al., 2023), which use training data from the LLaVA-Video-178K, are treated as in-domain datasets. Conversely, VideoMME (Fu et al., 2024) and EgoSchema (Mangalam et al., 2024) are considegreen zero-shot datasets.

4.1 OVERALL RESULTS

We fine-tune LLaVA-OneVision (SI) on the joint dataset of video and image data. Specifically, we added video data from the LLaVA-Video-178K dataset and four public datasets: ActivityNet-QA (Yu et al., 2019), NExT-QA (Xiao et al., 2021), PerceptionTest (Pătrăucean et al., 2023), and LLaVA-Hound-255K (Zhang et al., 2024d), focusing on videos shorter than three minutes. These datasets were selected to improve our model’s performance, contributing to a total of 1.6 million video-language samples, which include 193,510 video descriptions, 1,241,412 open-ended questions, and 215,625 multiple-choice questions. Remarkably, 92.2% of the video descriptions, 77.4% of the open-ended questions, and 90.9% of the multiple-choice questions were newly annotated. Additionally, we used 1.1 million image-language pairs from the LLaVA-OneVision model (Li et al., 2024c). We

Table 2: LLaVA-Video performance on video benchmarks. We report the score out of 5 for VideoDC, VideoChatGPT while other results are reported in accuracy. All results are reported as 0-shot accuracy. *indicates that the training set has been observed in our data mixture.

Model	Caption		Open-Ended Q&A		Multi-Choice Q&A						
	VideoDC	Dream-1K	ActNet-QA	VideoChatGPT	EgoSchema	MLVU	MVBench	NExT-QA	PerceptionTest	LongVideoBench	VideoMME
	test	test	test	test	test	m-avg	test	mc	val	val	wo/w-sub
<i>Proprietary models</i>											
GPT-4V (OpenAI, 2023)	4.06	34.4	57.0	4.00	-	49.2	43.5	-	-	-	59.9/63.3
GPT-4o (OpenAI, 2024)	-	39.2	-	-	-	64.6	-	-	-	66.7	71.9/77.2
Gemini-1.5-Flash (Team et al., 2023)	-	34.8	55.3	-	65.7	-	-	-	-	61.6	70.3/75.0
Gemini-1.5-Pro (Team et al., 2023)	-	36.2	57.5	-	72.2	-	-	-	-	64.0	75.0/81.3
<i>Open-source models</i>											
VILA-40B (Lin et al., 2024)	-	33.2	58.0	3.36	58.0	-	-	67.9	54.0	3.37	60.1/61.1
PLLaVA-34B (Xu et al., 2024a)	-	28.2	60.9	3.48	-	-	58.1	-	-	53.2	-
LongVA-7B (Zhang et al., 2024c)	-	-	50.0	3.20	-	56.3	-	68.3	-	3.14	52.6/54.3
IXC-2.5-7B (Zhang et al., 2024b)	-	-	52.8	3.46	-	37.3	69.1	71.0	34.4	-	55.8/58.8
LLaVA-OV-7B (Li et al., 2024c)	3.75	31.7	56.6	3.51	60.1	64.7	56.7	79.4*	57.1	56.5	58.2/61.5
LLaVA-OV-72B (Li et al., 2024c)	3.60	33.2	62.3	3.62	62.0	68.0	59.4	80.2*	66.9	61.3	66.2/69.5
LLaVA-Video-7B	3.66	32.5	56.5*	3.52	57.3	70.8	58.6	83.2*	67.9*	58.2	63.3/69.7
LLaVA-Video-72B	3.73	34.0	63.4*	3.62	65.6	74.4	64.1	85.4*	74.3*	61.9	70.5/76.9

consider the same video representation configurations for the training and inference stages. On 128 NVIDIA H100 GPUs, the video representations for LLaVA-Video-7B and LLaVA-Video-72B are $\mathcal{V} = (64, 679, 1, 2)$ and $\mathcal{V} = (64, 679, 3, 2)$, respectively.

In Table 2, we compare the performance of different models on various video benchmarks. The 72B model performs as well as the commercial, closed-source model Gemini-1.5-Flash (Team et al., 2023), highlighting the effectiveness of open-source efforts in achieving comparable results. The LLaVA-Video-7B model outperforms the previous top model, LLaVA-OV-7B, in seven out of ten datasets. Analysis of individual datasets shows some noteworthy trends. For instance, on benchmarks like MLVU, LongVideoBench, and VideoMME, which primarily use video data from YouTube, this improvement may be due to the inclusion of extensive YouTube data in LLaVA-Video-178K, as illustrated in Fig. 5. Additionally, the improvement on ActivityNet-QA is small; this could be because many questions in ActivityNet-QA, such as “What’s the color of the ball?” can be answered by viewing a single frame. The visibility of the ball from the beginning to the end of the video means understanding the video sequence is unnecessary, so LLaVA-Video-178K offers little advantage in this context. We find that LLaVA-Video-7B is notably weaker in the specialized task of EgoSchema, an ego-centric dataset. This weakness may be due to a significant reduction in the proportion of ego-centric data in the training dataset of LLaVA-Video. However, this impact is less pronounced in larger models, as demonstrated by the LLaVA-Video-72B model’s superior performance over LLaVA-OV-72B in EgoSchema.

4.2 DATASET ABLATION

Note that the training set for LLaVA-Video includes six datasets: LLaVA-Video-178K, LLaVA-Hound (Zhang et al., 2024d), NExT-QA (Xiao et al., 2021), ActivityNet-QA (Yu et al., 2019), PerceptionTest (Pătrăucean et al., 2023), and image data from LLaVA-OneVision (Li et al., 2024c). In this section, we conduct ablation studies to assess the impact of each dataset. We separately fine-tune the LLaVA-OneVision (SI) model for each experimental setting, progressively adding datasets to the baseline. We use a video representation defined by $\mathcal{V} = (64, 679, 1, 2)$

The results are presented in Table 3. Initially, we used a basic model trained solely on the LLaVA-Hound dataset as our baseline. Compared to this baseline, adding the LLaVA-Video-178K dataset

Table 3: Ablation study on the LLaVA-Video model with various configurations of training data. Three Q&A datasets indicate: NExT-QA, ActivityNet-QA and PerceptionTest.

Method	in-domain		out-of-domain	
	NExT-QA	PerceptionTest	EgoSchema	VideoMME
	mc	val	test	wo
LLaVA-Hound	48.2	51.4	51.0	54.1
+LLaVA-Video-178K	80.1	57.1	56.5	63.2
+Three Q&A datasets	80.1	69.0	55.6	61.9
+LLaVA-OV (images)	83.2	67.9	57.3	63.4

Table 4: Comparison of LLaVA-Video-178K and other video instruction-following datasets.

	#Caption	#OE	#MC	in-domain		out-of-domain	
				NExT-QA	PerceptionTest	EgoSchema	VideoMME
				mc	val	test	wo
LLaVA-Hound	900K	900k	0	64.4	51.4	51.0	51.0
LLaVA-Video-178K	178K	900k	0	73.2 (+8.8)	55.9 (+4.5)	49.8 (-1.2)	59.6 (+8.6)
ShareGPT4Video	40K	40K	19K	69.6	55.2	58.9	51.0
LLaVA-Video-178K	40K	40K	19K	75.8 (+6.2)	55.4 (+0.2)	55.8 (-3.1)	53.5 (+2.5)

significantly improved performance, enhancing scores in both in-domain and out-of-domain tasks. Specifically, we observed a 31.9-point increase in NExT-QA scores and a 9.1-point rise in VideoMME scores. Furthermore, including the PerceptionTest dataset significantly enhanced its associated task. Additionally, integrating high-quality image data provided modest benefits on EgoSchema.

4.3 DATASET COMPARISON

We conduct two ablation studies to further analyze our dataset and training strategy. As shown in Table 4, we compared three datasets where the language annotations are from GPT-4V/GPT-4o. For each experiment, we fine-tune the LLaVA-OneVision (SI) model separately on each specific dataset setting, utilizing a video representation defined by $\mathcal{V} = (64, 679, 1, 2)$.

Two group of experiments are considered to assess the data quality of LLaVA-Video-178K compare to LLaVA-Hound and ShareGPT4Video. In the first group, to compare LLaVA-Video-178K with LLaVA-Hound, we randomly selected 900K open-ended questions to match the number in LLaVA-Hound. We included all captions and did not sample the multiple-choice questions. In the second group, comparing LLaVA-Video-178K to ShareGPT4Video, we randomly sampled 40K video captions to align with those in ShareGPT4Video. Since ShareGPT4Video lacks open-ended and multiple-choice questions, we supplemented with annotations from NExT-QA, PerceptionTest, and ActivityNet-QA. In the first group of Table 4, we compare LLaVA-Video-178K with LLaVA-Hound. Although LLaVA-Hound has more captions than LLaVA-Video-178K, our results are still better. As shown in Table 1, despite LLaVA-Hound annotates more videos, its quality is limited due to two main issues: (1) Static video: Its primary video source is WebVid (Bain et al., 2021), which tends to have relatively static content. (2) Sparse sampling: Although it includes data sources with dynamic videos, its sampling rate of 10 frames per video leads to annotations that do not fully capture the complete plot of the video. This underscores that the quality of video instruction-following data is more important than its quantity. Additionally, the second experiment group in Table 4 shows that the model trained with LLaVA-Video-178K outperforms that of ShareGPT4Video, highlighting the superiority of our data’s quality.

5 CONCLUSION

This study introduces the LLaVA-Video-178K dataset, a high-quality synthetic dataset for video-language instruction-following. It is favored for its dense frame sampling rate in longer, untrimmed videos, covering diverse tasks such as captioning, open-ended and multi-choice QA. By training on

the joint dataset of LLaVA-Video-178K with existing visual instruction tuning data, we developed a new model family, LLaVA-Video, which also considers video representation to effectively use GPU resources. This allows us to include more frames in the training process. The experimental results have demonstrated the effectiveness of the proposed synthetic dataset, and LLaVA-Video models have achieved excellent performance on a wide range of video benchmarks.

REFERENCES

- Jean-Baptiste Alayrac, Jeff Donahue, Pauline Luc, Antoine Miech, Iain Barr, Yana Hasson, Karel Lenc, Arthur Mensch, Katie Millican, Malcolm Reynolds, Roman Ring, Eliza Rutherford, Serkan Cabi, Tengda Han, Zhitao Gong, Sina Samangooei, Marianne Monteiro, Jacob Menick, Sebastian Borgeaud, Andrew Brock, Aida Nematzadeh, Sahand Sharifzadeh, Mikolaj Binkowski, Ricardo Barreira, Oriol Vinyals, Andrew Zisserman, and Karen Simonyan. Flamingo: a visual language model for few-shot learning, 2022. URL <https://arxiv.org/abs/2204.14198>. 16
- Lisa Anne Hendricks, Oliver Wang, Eli Shechtman, Josef Sivic, Trevor Darrell, and Bryan Russell. Localizing moments in video with natural language. In *Proceedings of the IEEE international conference on computer vision*, pp. 5803–5812, 2017a. 2
- Lisa Anne Hendricks, Oliver Wang, Eli Shechtman, Josef Sivic, Trevor Darrell, and Bryan Russell. Localizing moments in video with natural language. In *Proceedings of the IEEE international conference on computer vision*, pp. 5803–5812, 2017b. 20
- Max Bain, Arsha Nagrani, Gül Varol, and Andrew Zisserman. Frozen in time: A joint video and image encoder for end-to-end retrieval. In *IEEE International Conference on Computer Vision*, 2021. 7, 10, 20
- Fabian Caba Heilbron, Victor Escorcia, Bernard Ghanem, and Juan Carlos Niebles. Activitynet: A large-scale video benchmark for human activity understanding. In *Proceedings of the IEEE conference on computer vision and pattern recognition*, pp. 961–970, 2015. 2, 4, 20
- David Chen and William B Dolan. Collecting highly parallel data for paraphrase evaluation. In *Proceedings of the 49th annual meeting of the association for computational linguistics: human language technologies*, pp. 190–200, 2011. 2, 20
- Lin Chen, Xilin Wei, Jinsong Li, Xiaoyi Dong, Pan Zhang, Yuhang Zang, Zehui Chen, Haodong Duan, Bin Lin, Zhenyu Tang, Li Yuan, Yu Qiao, Dahua Lin, Feng Zhao, and Jiaqi Wang. Sharegpt4video: Improving video understanding and generation with better captions. *arXiv preprint arXiv:2406.04325*, 2024a. 1, 3, 7, 20
- Tsai-Shien Chen, Aliaksandr Siarohin, Willi Menapace, Ekaterina Deyneka, Hsiang-wei Chao, Byung Eun Jeon, Yuwei Fang, Hsin-Ying Lee, Jian Ren, Ming-Hsuan Yang, and Sergey Tulyakov. Panda-70m: Captioning 70m videos with multiple cross-modality teachers. *arXiv preprint arXiv:2402.19479*, 2024b. 2, 20
- Christoph Feichtenhofer, Haoqi Fan, Jitendra Malik, and Kaiming He. Slowfast networks for video recognition. In *Proceedings of the IEEE/CVF international conference on computer vision*, pp. 6202–6211, 2019. 8, 16
- Chaoyou Fu, Yuhang Dai, Yondong Luo, Lei Li, Shuhuai Ren, Renrui Zhang, Zihan Wang, Chenyu Zhou, Yunhang Shen, Mengdan Zhang, et al. Video-mme: The first-ever comprehensive evaluation benchmark of multi-modal llms in video analysis. *arXiv preprint arXiv:2405.21075*, 2024. 8
- Raghav Goyal, Samira Ebrahimi Kahou, Vincent Michalski, Joanna Materzynska, Susanne Westphal, Heuna Kim, Valentin Haenel, Ingo Fruend, Peter Yianilos, Moritz Mueller-Freitag, et al. The "something something" video database for learning and evaluating visual common sense. In *Proceedings of the IEEE international conference on computer vision*, pp. 5842–5850, 2017. 2, 4
- Kristen Grauman, Andrew Westbury, Eugene Byrne, Zachary Chavis, Antonino Furnari, Rohit Girdhar, Jackson Hamburger, Hao Jiang, Miao Liu, Xingyu Liu, et al. Ego4d: Around the world in 3,000 hours of egocentric video. In *Proceedings of the IEEE/CVF Conference on Computer Vision and Pattern Recognition*, pp. 18995–19012, 2022. 2, 4

-
- Madeleine Grunde-McLaughlin, Ranjay Krishna, and Maneesh Agrawala. Agqa: A benchmark for compositional spatio-temporal reasoning. In *Proceedings of the IEEE/CVF Conference on Computer Vision and Pattern Recognition*, pp. 11287–11297, 2021. 2, 3
- Mingfei Han, Linjie Yang, Xiaojun Chang, and Heng Wang. Shot2story20k: A new benchmark for comprehensive understanding of multi-shot videos. *arXiv preprint arXiv:2311.17043*, 2023. 3
- De-An Huang, Shijia Liao, Subhashree Radhakrishnan, Hongxu Yin, Pavlo Molchanov, Zhiding Yu, and Jan Kautz. Lita: Language instructed temporal-localization assistant. *arXiv preprint arXiv:2403.19046*, 2024. 8, 16
- Will Kay, Joao Carreira, Karen Simonyan, Brian Zhang, Chloe Hillier, Sudheendra Vijayanarasimhan, Fabio Viola, Tim Green, Trevor Back, Paul Natsev, et al. The kinetics human action video dataset. *arXiv preprint arXiv:1705.06950*, 2017. 2, 4
- Muhammad Uzair khattak, Muhammad Ferjad Naeem, Jameel Hassan, Naseer Muzzamal, Federcio Tombari, Fahad Shahbaz Khan, and Salman Khan. How good is my video lmm? complex video reasoning and robustness evaluation suite for video-lmms. *arXiv:2405.03690*, 2024. 5
- Sangho Lee, Jiwan Chung, Youngjae Yu, Gunhee Kim, Thomas Breuel, Gal Chechik, and Yale Song. Acav100m: Automatic curation of large-scale datasets for audio-visual video representation learning. In *Proceedings of the IEEE/CVF International Conference on Computer Vision*, pp. 10274–10284, 2021. 2, 20
- Jie Lei, Licheng Yu, Mohit Bansal, and Tamara L Berg. Tvqa: Localized, compositional video question answering. *arXiv preprint arXiv:1809.01696*, 2018. 20
- Jie Lei, Linjie Li, Luowei Zhou, Zhe Gan, Tamara L Berg, Mohit Bansal, and Jingjing Liu. Less is more: Clipbert for video-and-language learning via sparse sampling. In *Proceedings of the IEEE/CVF conference on computer vision and pattern recognition*, pp. 7331–7341, 2021. 20
- Jie Lei, Tamara L Berg, and Mohit Bansal. Revealing single frame bias for video-and-language learning. *arXiv preprint arXiv:2206.03428*, 2022. 2, 20
- Bo Li, Hao Zhang, Kaichen Zhang, Dong Guo, Yuanhan Zhang, Renrui Zhang, Feng Li, Ziwei Liu, and Chunyuan Li. Llava-next: What else influences visual instruction tuning beyond data?, May 2024a. URL <https://llava-vl.github.io/blog/2024-05-25-llava-next-ablations/>. 1
- Bo Li, Kaichen Zhang, Hao Zhang, Dong Guo, Renrui Zhang, Feng Li, Yuanhan Zhang, Ziwei Liu, and Chunyuan Li. Llava-next: Stronger llms supercharge multimodal capabilities in the wild, May 2024b. URL <https://llava-vl.github.io/blog/2024-05-10-llava-next-stronger-llms/>. 1
- Bo Li, Yuanhan Zhang, Dong Guo, Renrui Zhang, Feng Li, Hao Zhang, Kaichen Zhang, Yanwei Li, Ziwei Liu, and Chunyuan Li. Llava-onevision: Easy visual task transfer. *arXiv preprint arXiv:2408.03326*, 2024c. 1, 8, 9
- Chunyuan Li, Zhe Gan, Zhengyuan Yang, Jianwei Yang, Linjie Li, Lijuan Wang, Jianfeng Gao, et al. Multimodal foundation models: From specialists to general-purpose assistants. *Foundations and Trends® in Computer Graphics and Vision*, 2024d. 1
- Junnan Li, Dongxu Li, Silvio Savarese, and Steven Hoi. Blip-2: Bootstrapping language-image pre-training with frozen image encoders and large language models, 2023. URL <https://arxiv.org/abs/2301.12597>. 2, 16
- KunChang Li, Yinan He, Yi Wang, Yizhuo Li, Wenhai Wang, Ping Luo, Yali Wang, Limin Wang, and Yu Qiao. Videochat: Chat-centric video understanding, 2024e. URL <https://arxiv.org/abs/2305.06355>. 1, 2
- Ji Lin, Hongxu Yin, Wei Ping, Pavlo Molchanov, Mohammad Shoeybi, and Song Han. Vila: On pre-training for visual language models. In *Proceedings of the IEEE/CVF Conference on Computer Vision and Pattern Recognition*, pp. 26689–26699, 2024. 1, 9

-
- Haotian Liu, Chunyuan Li, Qingyang Wu, and Yong Jae Lee. Visual instruction tuning. *Advances in neural information processing systems*, 36, 2024a. 1, 16
- Yuanxin Liu, Shicheng Li, Yi Liu, Yuxiang Wang, Shuhuai Ren, Lei Li, Sishuo Chen, Xu Sun, and Lu Hou. Tempcompass: Do video llms really understand videos? *arXiv preprint arXiv:2403.00476*, 2024b. 5
- LMMs-Lab. Video detail caption, 2024. URL <https://huggingface.co/datasets/lmms-lab/VideoDetailCaption>. 8
- Keming Lu, Hongyi Yuan, Zheng Yuan, Runji Lin, Junyang Lin, Chuanqi Tan, Chang Zhou, and Jingren Zhou. # instag: Instruction tagging for analyzing supervised fine-tuning of large language models. In *The Twelfth International Conference on Learning Representations*, 2023. 6
- Huaishao Luo, Lei Ji, Ming Zhong, Yang Chen, Wen Lei, Nan Duan, and Tianrui Li. Clip4clip: An empirical study of clip for end to end video clip retrieval. *arXiv preprint arXiv:2104.08860*, 2021. 20
- Muhammad Maaz, Hanoona Rasheed, Salman Khan, and Fahad Shahbaz Khan. Video-chatgpt: Towards detailed video understanding via large vision and language models. In *Proceedings of the 62nd Annual Meeting of the Association for Computational Linguistics (ACL 2024)*, 2024. 8
- Kartikeya Mangalam, Raiymbek Akshulakov, and Jitendra Malik. Egoschema: A diagnostic benchmark for very long-form video language understanding. *Advances in Neural Information Processing Systems*, 36, 2024. 8
- Antoine Miech, Dimitri Zhukov, Jean-Baptiste Alayrac, Makarand Tapaswi, Ivan Laptev, and Josef Sivic. HowTo100M: Learning a Text-Video Embedding by Watching Hundred Million Narrated Video Clips. In *ICCV*, 2019. 2, 20
- OpenAI. Gpt-4v. <https://openai.com/index/gpt-4v-system-card/>, 2023. 3, 9
- OpenAI. Hello gpt-4o. <https://openai.com/index/hello-gpt-4o/>, 2024. 1, 4, 9
- Viorica Pătrăucean, Lucas Smaira, Ankush Gupta, Adrià Recasens Contiente, Larisa Markeeva, Dylan Banarse, Skanda Koppula, Joseph Heyward, Mateusz Malinowski, Yi Yang, Carl Doversch, Tatiana Matejovicova, Yury Sulsky, Antoine Miech, Alex Frechette, Hanna Klimczak, Raphael Koster, Junlin Zhang, Stephanie Winkler, Yusuf Aytar, Simon Osindero, Dima Damen, Andrew Zisserman, and João Carreira. Perception test: A diagnostic benchmark for multi-modal video models. In *Advances in Neural Information Processing Systems*, 2023. URL <https://openreview.net/forum?id=HYEGXFnPoq>. 8, 9
- Alec Radford, Jong Wook Kim, Chris Hallacy, Aditya Ramesh, Gabriel Goh, Sandhini Agarwal, Girish Sastry, Amanda Askell, Pamela Mishkin, Jack Clark, et al. Learning transferable visual models from natural language supervision. In *International Conference on Machine Learning (ICML)*, pp. 8748–8763. PMLR, 2021. 7, 16
- Nils Reimers and Iryna Gurevych. Making monolingual sentence embeddings multilingual using knowledge distillation. In *Proceedings of the 2020 Conference on Empirical Methods in Natural Language Processing*. Association for Computational Linguistics, 11 2020. URL <https://arxiv.org/abs/2004.09813>. 5
- Anna Rohrbach, Marcus Rohrbach, Niket Tandon, and Bernt Schiele. A dataset for movie description. In *Proceedings of the IEEE conference on computer vision and pattern recognition*, pp. 3202–3212, 2015. 2, 20
- Xindi Shang, Donglin Di, Junbin Xiao, Yu Cao, Xun Yang, and Tat-Seng Chua. Annotating objects and relations in user-generated videos. In *Proceedings of the 2019 on International Conference on Multimedia Retrieval*, pp. 279–287. ACM, 2019. 2, 3
- Gunnar A Sigurdsson, Gül Varol, Xiaolong Wang, Ali Farhadi, Ivan Laptev, and Abhinav Gupta. Hollywood in homes: Crowdsourcing data collection for activity understanding. In *Computer Vision—ECCV 2016: 14th European Conference, Amsterdam, The Netherlands, October 11–14, 2016, Proceedings, Part I 14*, pp. 510–526. Springer, 2016. 2, 3, 4

-
- Gemini Team, Rohan Anil, Sebastian Borgeaud, Yonghui Wu, Jean-Baptiste Alayrac, Jiahui Yu, Radu Soricut, Johan Schalkwyk, Andrew M Dai, Anja Hauth, et al. Gemini: a family of highly capable multimodal models. *arXiv preprint arXiv:2312.11805*, 2023. 9
- Jiawei Wang, Liping Yuan, and Yuchen Zhang. Tarsier: Recipes for training and evaluating large video description models, 2024. URL <https://arxiv.org/abs/2407.00634>. 8
- Yi Wang, Yinan He, Yizhuo Li, Kunchang Li, Jiashuo Yu, Xin Ma, Xinhao Li, Guo Chen, Xinyuan Chen, Yaohui Wang, et al. Internvid: A large-scale video-text dataset for multimodal understanding and generation. In *The Twelfth International Conference on Learning Representations*, 2023. 2, 3
- Bo Wu, Shoubin Yu, Zhenfang Chen, Joshua B Tenenbaum, and Chuang Gan. Star: A benchmark for situated reasoning in real-world videos. *arXiv preprint arXiv:2405.09711*, 2024a. 2, 3
- Haoning Wu, Dongxu Li, Bei Chen, and Junnan Li. Longvideobench: A benchmark for long-context interleaved video-language understanding, 2024b. URL <https://arxiv.org/abs/2407.15754>. 8
- Junbin Xiao, Xindi Shang, Angela Yao, and Tat-Seng Chua. Next-qa: Next phase of question-answering to explaining temporal actions. In *Proceedings of the IEEE/CVF conference on computer vision and pattern recognition*, pp. 9777–9786, 2021. 2, 5, 8, 9, 20
- Dejing Xu, Zhou Zhao, Jun Xiao, Fei Wu, Hanwang Zhang, Xiangnan He, and Yueting Zhuang. Video question answering via gradually refined attention over appearance and motion. In *ACM Multimedia*, 2017. 2, 20
- Jun Xu, Tao Mei, Ting Yao, and Yong Rui. Msr-vtt: A large video description dataset for bridging video and language. In *Proceedings of the IEEE conference on computer vision and pattern recognition*, pp. 5288–5296, 2016. 2, 20
- Lin Xu, Yilin Zhao, Daquan Zhou, Zhijie Lin, See Kiong Ng, and Jiashi Feng. Pllava: Parameter-free llava extension from images to videos for video dense captioning. *arXiv preprint arXiv:2404.16994*, 2024a. 9, 16
- Mingze Xu, Mingfei Gao, Zhe Gan, Hong-You Chen, Zhengfeng Lai, Haiming Gang, Kai Kang, and Afshin Dehghan. Slowfast-llava: A strong training-free baseline for video large language models. *arXiv preprint arXiv:2407.15841*, 2024b. 8
- Mingze Xu, Mingfei Gao, Zhe Gan, Hong-You Chen, Zhengfeng Lai, Haiming Gang, Kai Kang, and Afshin Dehghan. Slowfast-llava: A strong training-free baseline for video large language models, 2024c. URL <https://arxiv.org/abs/2407.15841>. 16
- Hongwei Xue, Tiankai Hang, Yanhong Zeng, Yuchong Sun, Bei Liu, Huan Yang, Jianlong Fu, and Baining Guo. Advancing high-resolution video-language representation with large-scale video transcriptions. In *International Conference on Computer Vision and Pattern Recognition (CVPR)*, 2022. 2, 3, 20
- An Yang, Baosong Yang, Binyuan Hui, Bo Zheng, Bowen Yu, Chang Zhou, Chengpeng Li, Chengyuan Li, Dayiheng Liu, Fei Huang, et al. Qwen2 technical report. *arXiv preprint arXiv:2407.10671*, 2024. 8, 16
- Zhou Yu, Dejing Xu, Jun Yu, Ting Yu, Zhou Zhao, Yueting Zhuang, and Dacheng Tao. Activitynet-qa: A dataset for understanding complex web videos via question answering. In *AAAI*, pp. 9127–9134, 2019. 2, 5, 8, 9, 20
- Amir Zadeh, Michael Chan, Paul Pu Liang, Edmund Tong, and Louis-Philippe Morency. Social-iq: A question answering benchmark for artificial social intelligence. In *Proceedings of the IEEE/CVF Conference on Computer Vision and Pattern Recognition*, pp. 8807–8817, 2019. 2, 20
- Rowan Zellers, Ximing Lu, Jack Hessel, Youngjae Yu, Jae Sung Park, Jize Cao, Ali Farhadi, and Yejin Choi. Merlot: Multimodal neural script knowledge models. *Advances in neural information processing systems*, 34:23634–23651, 2021. 2, 20

-
- Xiaohua Zhai, Basil Mustafa, Alexander Kolesnikov, and Lucas Beyer. Sigmoid loss for language image pre-training. In *Proceedings of the IEEE/CVF International Conference on Computer Vision*, pp. 11975–11986, 2023. 8, 16
- Hang Zhang, Xin Li, and Lidong Bing. Video-llama: An instruction-tuned audio-visual language model for video understanding. *arXiv preprint arXiv:2306.02858*, 2023. URL <https://arxiv.org/abs/2306.02858>. 1, 2
- Kaichen Zhang, Bo Li, Peiyuan Zhang, Fanyi Pu, Joshua Adrian Cahyono, Kairui Hu, Shuai Liu, Yuanhan Zhang, Jingkang Yang, Chunyuan Li, et al. Lmms-eval: Reality check on the evaluation of large multimodal models. *arXiv preprint arXiv:2407.12772*, 2024a. 8
- Pan Zhang, Xiaoyi Dong, Yuhang Zang, Yuhang Cao, Rui Qian, Lin Chen, Qipeng Guo, Haodong Duan, Bin Wang, Linke Ouyang, et al. Internlm-xcomposer-2.5: A versatile large vision language model supporting long-contextual input and output. *arXiv preprint arXiv:2407.03320*, 2024b. 9
- Peiyuan Zhang, Kaichen Zhang, Bo Li, Guangtao Zeng, Jingkang Yang, Yuanhan Zhang, Ziyue Wang, Haoran Tan, Chunyuan Li, and Ziwei Liu. Long context transfer from language to vision. *arXiv preprint arXiv:2406.16852*, 2024c. 9
- Ruohong Zhang, Liangke Gui, Zhiqing Sun, Yihao Feng, Keyang Xu, Yuanhan Zhang, Di Fu, Chunyuan Li, Alexander Hauptmann, Yonatan Bisk, and Yiming Yang. Direct preference optimization of video large multimodal models from language model reward, 2024d. 1, 3, 7, 8, 9, 20
- Yuanhan Zhang, Bo Li, haotian Liu, Yong jae Lee, Liangke Gui, Di Fu, Jiashi Feng, Ziwei Liu, and Chunyuan Li. Llava-next: A strong zero-shot video understanding model, April 2024e. URL <https://llava-vl.github.io/blog/2024-04-30-llava-next-video/>. 16
- Junjie Zhou, Yan Shu, Bo Zhao, Boya Wu, Shitao Xiao, Xi Yang, Yongping Xiong, Bo Zhang, Tiejun Huang, and Zheng Liu. Mlvu: A comprehensive benchmark for multi-task long video understanding. *arXiv preprint arXiv:2406.04264*, 2024. 8
- Luowei Zhou and Jason J. Corso. Youcookii dataset. 2017. URL <https://api.semanticscholar.org/CorpusID:19774151>. 2, 3, 20
- Bin Zhu, Bin Lin, Munan Ning, Yang Yan, Jiaxi Cui, Wang HongFa, Yatian Pang, Wenhao Jiang, Junwu Zhang, Zongwei Li, Cai Wan Zhang, Zhifeng Li, Wei Liu, and Li Yuan. Languagebind: Extending video-language pretraining to n-modality by language-based semantic alignment, 2023a. 2, 3
- Deyao Zhu, Jun Chen, Xiaoqian Shen, Xiang Li, and Mohamed Elhoseiny. Minigpt-4: Enhancing vision-language understanding with advanced large language models. *arXiv preprint arXiv:2304.10592*, 2023b. 3

A AUTHOR CONTRIBUTIONS

- Yuanhan Zhang contributed to the LLaVA-NeXT-Video series by developing the video training and inference codebase, creating the annotation pipeline, designing video representations, and conducting exploratory experiments.
- Jinming Wu contributed to the collecting and curating the video data, providing consistent technical support throughout the project, including helping improve codebase and conducting experiments.
- Wei Li engaged in designing the video data collection pipeline and experimental setups.
- Bo Li worked on providing LLaVA-OneVision codebase and training recipes as the initial foundation of current project, and offered help in integration to SGLang as well as demo service.
- Zejun Ma acquired a part of the data annotation and computational resources for the project.
- Ziwei Liu offered valuable suggestions throughout the project, contributing to discussions on the data collection pipeline design and experimental setups.
- Chunyuan Li initiated and led the project, designed the roadmap in the data collection, curation and experiments, and revised the paper.

B VIDEO REPRESENTATIONS

B.1 EFFICIENT VIDEO REPRESENTATIONS IN LMMs

Current designs of large multimodal models (LMM) typically connect a vision encoder (Radford et al., 2021; Zhai et al., 2023) to a large language model (Yang et al., 2024) through a lightweight projector (Liu et al., 2024a) or a resampler (Li et al., 2023; Alayrac et al., 2022). These components transform a set of visual representations into “visual tokens” aligned with text embeddings. In contrast to image-based LMMs, which generate only a small number of visual tokens easily managed by a standard GPU, video LMMs face challenges due to a large number of visual tokens derived from multiple video frames. The LLaVA-NeXT-Video (Zhang et al., 2024e) and PLLaVA (Xu et al., 2024a) models address this by simply considering average pooling to reduce the number of tokens representing each frame.

Following the idea of SlowFast in the traditional video understanding (Feichtenhofer et al., 2019), adaptive reductions in visual tokens are demonstrated by recent video LMMs, LITA (Huang et al., 2024) and SlowFast-LLaVA (Xu et al., 2024c). Initially, these methods represent all sampled frames with a minimal number of visual tokens (fast frame)—typically just one—by using a large pooling stride. They then switch to a smaller pooling stride for certain frames to retain more visual tokens (slow frame). Finally, they combine the visual tokens of fast frames with those of slow frames. However, this approach can lead to some frames being represented twice. In contrast, our method uses a larger pooling stride for sampled frames to maintain fewer visual tokens (fast frame) or a smaller stride for others to keep more (slow frame). We then arrange slow and fast frames in an interleaving pattern.

B.2 LLaVA-VIDEO_{SlowFast}

We represent each video as a sequence with maximum T frames. Each frame is represented in M tokens. FPS-based video representation can be considered in the future. Specifically, each frame is encoded via an image encoder and a two-layer MLP for projection. These visual tokens are concatenated with word tokens and processed by a large language model (LLM). Managing tokens for every frame can be computationally demanding. For instance, employing the SigLIP (Zhai et al., 2023) encoder for a video with $T = 100$ results in 67,600 tokens, assuming $M = 729$ tokens per frame, which often exceeds GPU memory limits. This issue is exacerbated when using large-parameter LLMs; with the Qwen2-72B model, we could only process 8 frames before maxing out the memory on 128 NVIDIA H100 GPUs. Such a limited number of frames can introduce inconsistencies in language annotations, reducing model efficacy. One strategy to incorporate more frames is by applying $p \times p$ spatial average pooling to reduce M to M/p^2 , thus lowering the token count per frame as suggested by recent studies (Xu et al., 2024a; Zhang et al., 2024e). However, the number

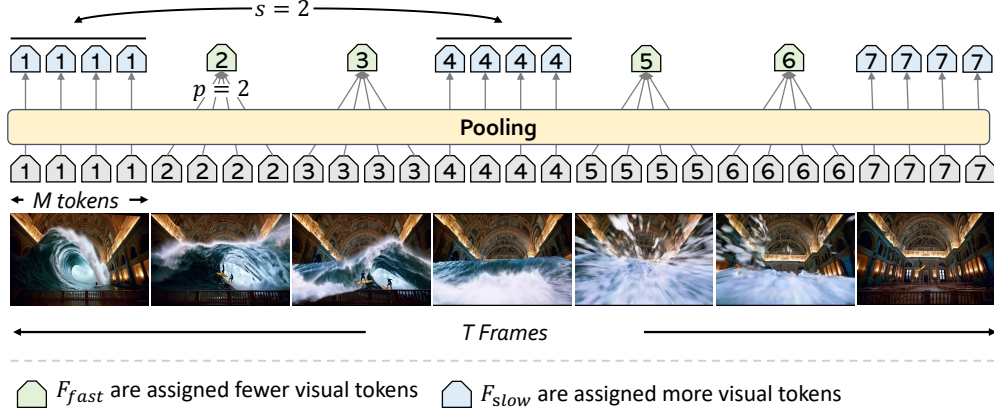


Figure 8: Video representations. A different number of tokens are utilized to represent frames.

of visual tokens is crucial for preserving the informational content of each frame, which is vital for video comprehension.

In our LLaVA-Video SlowFast, we categorize the frames into two groups, based on the a strike rate s , where the every s frames are uniformly selected to form the *slow* frame group, and the rest of the frames are consided as the *fast* frame group. Note that a special case $s = 1$ leads to only one group, reducing the SlowFast representation to the original simple representation. For each group, we apply different pooling rate using Pytorch function pooling `avg_pool2d()`. $p \times p$ pooling and $2p \times 2p$ pooling for slow and fast frames, respectively. To summarize, we paramterize the video representation configuration as $\mathcal{V} = (T, M, s, p)$. The total number of tokens is $\#tokens = \lfloor T/s \rfloor \times \lfloor M/p^2 \rfloor + (T - \lfloor T/s \rfloor) \times \lfloor M/p^2 \rfloor$

C DATA

C.1 VIDEO DETAIL DESCRIPTION

As discussed in Section 3.2, we show that generating *level-1 description* should consider historical context. Figure 9 illustrates the impact of excluding historical context on the quality of video descriptions. Specifically, including historical context helps accurately identify characters across different times as the same individual.

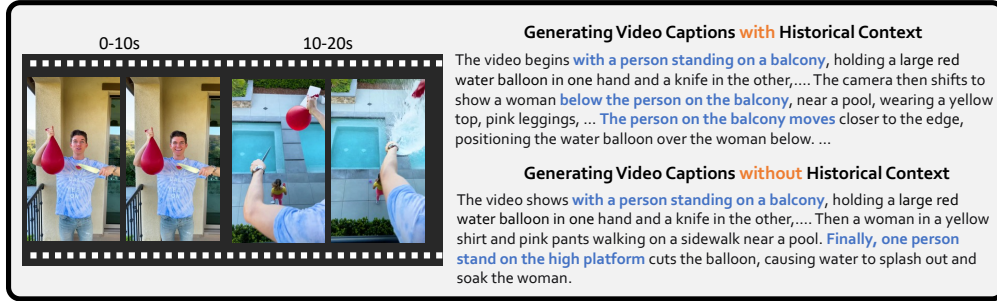


Figure 9: Generating video captions with or without historical context.

C.2 VIDEO QUESTION ANSWERING

In Table 5, we list the names and descriptions of different question types and their corresponding proportions in the LLaVA-Video-178K dataset. The prompt used to generate video question-answer

Table 5: Question types for video question answering in data creation. For each type, we provide its name, description, and the proportion it represents in the LLaVA-Video-178K.

Question type	Description	Proportion
Temporal	Designed to assess reasoning about temporal relationships between actions/events. Questions involve previous, present, or next actions.	7.2%
Spatial	Tests ability to perceive spatial relationships between observed instances in a video scene.	7.2%
Causal	Focuses on explaining actions/events, determining intentions of actions or causes for subsequent events.	7.2%
Description-Scene	Assesses ability to describe the major scene of the video, like where it takes place and the overall environment.	7.2%
Description-Human	Involves describing actions or attributes of people, such as their activities and appearances.	6.7%
Description-Object	Assesses ability to describe attributes of objects, like their appearance and function.	7.0%
Count	Tests ability to count instances of objects, people, actions, and to distinguish between old and new elements in a scene.	7.1%
Binary	Involves yes or no questions related to the video content.	7.2%
Fine Grained Action Understanding	Creates questions challenging comprehension of subtle actions.	6.5%
Plot Understanding	Challenges ability to interpret the plot in the video.	7.1%
Non-Existent Actions with Existent Scene Depictions	Assesses reasoning with introduced non-existent activities without changing physical details.	6.6%
Time Order Understanding	Challenges recognition of temporal sequence of activities in videos.	6.9%
Object Direction	Emphasizes perception of object movement direction.	3.8%
Camera Direction	Focuses on the direction of camera movement.	4.1%
Speed	Delves into discerning variations in speed, including absolute and relative speeds.	3.6%
Attribute Change	Centers on how attributes of objects or the entire video change over time, like size, shape, color, and more.	4.5%

pairs from GPT-4O is shown in Table. 6. In Fig. 4, we show an example of a video along with its detailed description, an open-ended question, and a multiple-choice question.

C.3 DATASET COMPARISON

We provide a more comprehensive comparison of LLaVA-Video-178K with other video-language datasets for the video caption task and video question answer task. Specifically, we organize the table into four groups, each characterized by its method of text annotation. As shown in Table 7, unlike other datasets, LLaVA-Video-178K uniquely includes all three types of annotations: captions, open-ended questions, and multiple-choice questions.

```

tasks = “
# Temporal: this task is designed to assess the capability of reasoning ...<omitted>
## caption-1: The video features a child sitting in a baby chair at a dining table, creating...<omitted>
## question-1: What was the child doing as he sat on the baby chair?
## answer-1: The child was reading a book.
...
## caption-3: ...<omitted>
## question-3: ...<omitted>
## answer-3: ...<omitted>
# Spatial: this task involves creating questions that test a person’s ability...<omitted>
...<omitted> ”
system_message = “
### Task:
Given a detailed description that summarizes the content of a video, generate question-answer pairs
based on the description to help humans better understand the video. The question-answer pairs
should be faithful to the content of the video description and developed from different dimensions to
promote comprehensive understanding of the video.
Here are some question dimensions and their explanations and example question-answer pairs for
reference:
{task_definitions}
#### Guidelines For Question-Answer Pairs Generation:
- Read the video description provided carefully, paying attention to the content, such as the scene
where the video takes place, the main characters and their behaviors, and the development of the
events.
- Generate appropriate question-answer pairs based on the description. The question-answer pairs
should cover as many question dimensions and not deviate from the content of the video description.
- Generate 1 question-answer pair for each dimension.
### Output Format:
1. Your output should be formed in a JSON file.
2. Only provide the Python dictionary string.
Your response should look like:
[{"Dimension": <dimension-1>, "Question": <question-1>, "Answer":
<answer-1>,
"Dimension": <dimension-2>, "Question": <question-2>, "Answer":
<answer-2>...}] ”
user_message = “
Please generate question-answer pairs for the following video description:
Description: {caption} ”

for cur_video in videos:
    sys_msg = system_messages.format(task_definitions=tasks)
    usr_msg = user_messages.format(caption=cur_video)
    response = GPT4O(sys_msg, usr_msg)

```

Table 6: We explain the process of creating prompts for GPT-4O to gather question-answer pairs from each video description. `tasks` includes the definition of all question types along with examples of question-answer pairs. We instruct GPT-4O to generate questions that cover as many question types as possible.

D BEYOND SINGULARITY: EXTENSIVE SAMPLING MATTERS

We perform experiments to explore how video representations affect the model’s performance. All experiments were carried out in a video-only setting, using video data with durations from 0 to 30 seconds as our training data. We focused on evaluating how the number of frames and the number of visual tokens per frame impact model performance. Regarding the frame count, it is noteworthy that observing the effects of a high number of frames—such as over 100—does not necessarily require long videos. Our results indicate that the dynamic properties of the data render even 100 frames insufficient to fully capture the content of a 30-second video, which typically runs at 15 FPS.

Table 7: **Comparison of LLaVA-Video-178K and other video-language datasets.** Average FPS represents the average number of frames per second that are used to prompt GPT-4o/GPT-4V for annotation.

	Text	#Video	Total Video Length	Average FPS	#Caption	#OE QA	#MC QA
HowTo100M (Miech et al., 2019)	ASR	136M	134.5Khr	-	136M	0	0
ACAV (Lee et al., 2021)	ASR	100M	277.7Khr	-	100M	0	0
YT-Temporal-180M (Zellers et al., 2021)	ASR	180M	-	-	180M	0	0
HD-VILA-100M (Xue et al., 2022)	ASR	103M	371.5Khr	-	103M	0	0
MSVD (Chen & Dolan, 2011)	Manual	1970	5.3h	-	1K	0	0
LSMDC (Rohrbach et al., 2015)	Manual	118K	158h	-	118K	0	0
MSR-VTT (Xu et al., 2016)	Manual	10K	40h	-	10K	0	0
DiDeMo (Anne Hendricks et al., 2017b)	Manual	27K	87h	-	27K	0	0
ActivityNet (Caba Heilbron et al., 2015)	Manual	100K	849h	-	100K	0	0
YouCook2 (Zhou & Corso, 2017)	Manual	14K	176h	-	14K	0	0
TVQA (Lei et al., 2018)	Manual	21K	3.39Khr	-	0	0	152K
ActivityNet-QA (Yu et al., 2019)	Manual	5.8K	290h	-	0	58K	0
Social-IQ (Zadeh et al., 2019)	Manual	1.2K	20h	-	0	0	7.5k
NExT-QA (Xiao et al., 2021)	Manual	5.4K	66h	-	0	52K	47K
MSVD-QA (Xu et al., 2017)	Open-source Model	1.9K	5.3h	-	41K	50K	0
MSRVTT-QA (Xu et al., 2017)	Open-source Model	10K	40h	-	0	243K	0
Panda-70M (Chen et al., 2024b)	Open-source Model	70.8M	166.8Khr	-	70.8M	0	0
LLaVA-Hound (Zhang et al., 2024d)	GPT-4V	900K	3Khr	0.008	900K	900K	0
ShareGPT4Video (Chen et al., 2024a)	GPT-4V	40K	0.2Khr	0.15	40K	0	0
LLaVA-Video-178K	GPT-4o	178K	2Khr	1	178K	960K	196K

Table 8: Visual Representation Configurations and Performance Correlation. T^{train} and T^{test} are the number of frames in the training and inference stage, respectively. M/p^2 : number of visual tokens per frame.

T^{train}	T^{test}	M/p^2	in-domain		out-of-domain	
			NExT-QA	PerceptionTest	EgoSchema	VideoMME
			mc	val	test	wo
<i>Training with more frames</i>						
32	32	169	80.4	68.2	56.3	59.1
64	64	169	81.4 (+1.0)	68.3 (+0.1)	58.4 (+2.1)	59.6 (+0.5)
110	110	169	82.0 (+1.6)	68.3 (+0.1)	59.1 (+2.8)	60.4 (+1.3)
<i>Inference with more frames</i>						
32	32	169	80.4	68.2	56.3	59.1
32	64	169	80.7 (+0.3)	68.9 (+0.7)	56.3 (+0.0)	59.9 (+0.8)
32	110	169	80.5 (+0.1)	67.2 (-1.0)	55.2 (-1.1)	58.8 (-0.3)
<i>Using more frames with fewer visual tokens per frame</i>						
32	32	729	79.4	69.5	58.3	59.1
110	110	169	82.0 (+2.6)	68.3 (-1.2)	59.1 (+0.8)	60.4 (+1.3)
440	440	64	81.6 (+2.2)	67.2 (-2.3)	59.4 (+1.1)	60.2 (+1.1)

In Table 8, the first group shows an increase in the number of frames from 32 to 110. We set 110 frames as the upper limit to avoid overloading the GPU. With more frames, we see significant improvements in all datasets. While it's generally expected that using more frames boosts performance, previous studies (Luo et al., 2021; Lei et al., 2021; 2022) have noted that performance tends to plateau when training with more than 16 frames. We propose that the saturation observed in earlier studies arises due to the selection of training datasets such as MSVD (Chen & Dolan, 2011) and WebVid (Bain et al., 2021), where the video content is highly static, allowing a small number of frames to represent the entire video effectively. In contrast, the dynamic nature of the videos and the detailed nature of the annotations in LLaVA-Video-178K allow for continuous benefits from extensive sampling

Table 9: Comparison of different video representations. The video representation \mathcal{V} is consistent in training and inference for all methods, except that SlowFast-LLaVA considers simple representation \mathcal{V} in training and its specified \mathcal{V} in inference.

Method	$\mathcal{V} = (T, M, s, p)$	#Visual Tokens	in-domain		out-of-domain	
			NExT-QA	PerceptionTest	EgoSchema	VideoMME
			mc	val	test	wo
Simple representation	(32, 729, 1, 2)	5,408	80.4	68.2	56.3	59.1
LLaVA-Video _{SlowFast}	(64, 729, 3, 2)	5,396	81.1	67.7	57.1	59.8
LITA	(42, 729, 2, 2)	5,313	80.8	68.3	54.3	59.1
SlowFast-LLaVA	(42, 729, 2, 2)	5,313	79.4	68.2	56.2	58.9

The second group in Table 8 demonstrates the effects of varying the number of inference frames while keeping the number of training frames constant. A modest increase in the inference frames slightly enhances performance; however, excessively increasing the number of inference frames can degrade it.

In Table 8’s third group, we illustrates the trade-off between the number of frames and the number of tokens per frame. Configurations with fewer tokens per frame but more frames yield superior results, even with a lower total count of visual tokens (18,590 versus 21,632). This finding emphasizes that increasing the number of frames, rather than the tokens per frame or the total number of tokens, enhances performance. However, a balance is necessary; as the number of frames increases to 440 and the tokens per frame decreases to 64, performance drops. This observation led us to use LLaVA-Video_{SlowFast} for video representation.

E CAPABILITIES


Beyond achieve good benchmark performance, Our observations of LLaVA-Video reveal various capabilities in video understanding. Specifically, it show a great abilities in the understanding video using real-world knowledge,including, but not limited to:

- *Optical Illusion*: As shown in Table 11, LLaVA-Video recognizes that the green dragon in the video is not a real 3D object. It appears three-dimensional due to an optical illusion that affects human perception.
- *Special Domain*: As indicated in Table 11, LLaVA-Video understands the content within special domains in the video, such as sketches and fights in video games.
- *Unusual Action*: As detailed in Table 12, LLaVA-Video identifies atypical actions in the video, such as "physical therapy" for pets, beyond ordinary activities.
- *Physical Laws*: As shown in Table 13, LLaVA-Video comprehends basic physical laws demonstrated in the video, like zero gravity in space stations, which allows objects to float without falling.

Real-world Knowledge: Illusion	
User	Please describe this video.
LLaVA-Video	The video features a person interacting with a large, cartoonish green dragon cutout in a well-lit, spacious room adorned with framed pictures on the walls. The person, dressed in a blue tank top and light blue jeans, is seen hugging and adjusting the dragon cutout, which has a wide, toothy grin and large, expressive eyes. The text overlay reads 'Reply to seloutria's comment: Once you see it you can't un see it,' suggesting that the cutout is designed to be visually striking and memorable. The person moves around the cutout, showcasing different angles and perspectives.
User	Is this green dragon a real 3D structure?
LLaVA-Video	No, the green dragon is a 2D cutout that creates an optical illusion.

Table 10: LLaVA-Video learns to understand the *optical illusion* in the video.

Real-world Knowledge: Special Domain



User Please describe this video.

LLaVA-Video The video begins with a blank, lined sheet of paper. A hand holding a black pen starts drawing on the paper, creating the outline of a flower with five petals. The artist adds details to the petals, including lines and shading to give them a more realistic appearance. The stem and leaves are also drawn, completing the flower illustration. The artist adds final touches to the flower drawing, enhancing the details and shading to give it a more realistic appearance. The artist then switches to a yellow pen and begins coloring the center of the flower, adding depth and contrast to the drawing. The video concludes with the artist adding final touches to the coloring, enhancing the overall appearance of the flower illustration.

User What could this flower be?

LLaVA-Video This flower could be a magnolia or a similar species.



User Please describe this video.

LLaVA-Video The video showcases an intense battle scene set in a snowy, mountainous landscape. A character dressed in dark, heavy armor with glowing orange accents wields a sword and faces off against a large, menacing creature with glowing red eyes and antlers. The text "EVERY BATTLE SCREAMS GOTY POTENTIAL!" is prominently displayed at the top of each frame, emphasizing the high stakes and epic nature of the confrontation. The battle is fierce, with the character and the creature exchanging powerful attacks. The creature emits blue energy and lightning, while the character retaliates with fiery and icy attacks. The snowy ground is littered with debris and frost, adding to the harsh and brutal environment. The background features a large body of water and a distant lighthouse, enhancing the sense of isolation and danger.

Table 11: LLaVA-Video learns to understand the the video in *special domain*.


Real-world Knowledge: Unusual Action	
	
User	Please describe this video.
LLaVA-Video	The video begins with a person holding a tabby cat, with the text 'DOGS WITH BACK PAIN' and a crying emoji displayed at the bottom of the screen. The person, who has tattoos on their arms and is wearing a light-colored shirt, is in a room with large windows and a white wall. The scene transitions to the person petting a large, brown and white dog, who is sitting on the floor. The person then stands up and gestures with their hands, while the dog looks up at them. The next scene shows the person kneeling and petting a large, fluffy dog with a black and white coat, who is sitting on a table. The person continues to pet the dog, who appears calm and relaxed.
User	What did this man do to his pets?
LLaVA-Video	This man provided physical therapy to his pets.

Table 12: LLaVA-Video learns to understand the *unusual action* in the video.


Real-world Knowledge: Physical Laws	
	
User	Please describe this video.
LLaVA-Video	The video features a person in a space station environment, wearing a dark gray shirt and a wristwatch. They are holding two containers filled with a thick, yellowish substance. The person tilts the containers to demonstrate the fluid's behavior, showing how it stretches and moves between the containers. The background includes various equipment and panels typical of a space station, with labels such as 'GALLEY' and 'FUSION'. The person continues to manipulate the containers, emphasizing the fluid's properties. The video concludes with the person holding one container and twisting the lid to close it, further demonstrating the fluid's properties.
User	Why doesn't this yellowish substance fall?
LLaVA-Video	This yellowish substance doesn't fall because it is in zero gravity.

Table 13: LLaVA-Video learns to understand the *physical laws* in the video.