

---

# Inverse Entropic Optimal Transport Solves Semi-supervised Learning via Data Likelihood Maximization

---

**Mikhail Persiiarov**

Skolkovo Institute of Science and Technology  
m.persiianov@skoltech.ru

**Arip Asadulaev**

MBZUAI\*  
arip.asadulaev@mbzuai.ac.ae

**Nikita Andreev**

Independent Researcher  
nickmandreev@gmail.com

**Nikita Starodubcev**

Yandex Research  
nstarodubtsev@hse.ru

**Dmitry Baranchuk**

Yandex Research  
dbaranchuk@yandex-team.ru

**Anastasis Kratsios**

Vector Institute  
McMaster University  
kratsioa@mcmaster.ca

**Evgeny Burnaev & Alexander Korotin**

Skolkovo Institute of Science and Technology  
Artificial Intelligence Research Institute  
{e.burnaev, a.korotin}@skoltech.ru

## Abstract

Learning conditional distributions  $\pi^*(\cdot|x)$  is a central problem in machine learning, which is typically approached via supervised methods with paired data  $(x, y) \sim \pi^*$ . However, acquiring paired data samples is often challenging, especially in problems such as domain translation. This necessitates the development of *semi-supervised* models that utilize both limited paired data and additional unpaired i.i.d. samples  $x \sim \pi_x^*$  and  $y \sim \pi_y^*$  from the marginal distributions. The usage of such combined data is complex and often relies on heuristic approaches. To tackle this issue, we propose a new learning paradigm that integrates both paired and unpaired data **seamlessly** using data likelihood maximization techniques. We demonstrate that our approach also connects intriguingly with inverse entropic optimal transport (OT). This finding allows us to apply recent advances in computational OT to establish an **end-to-end** learning algorithm to get  $\pi^*(\cdot|x)$ . In addition, we derive the universal approximation property, demonstrating that our approach can theoretically recover true conditional distributions with arbitrarily small error. Furthermore, we demonstrate through empirical tests that our method effectively learns conditional distributions using paired and unpaired data simultaneously.

## 1 Introduction

Recovering conditional distributions  $\pi^*(y|x)$  from data is one of the fundamental problems in machine learning, which appears both in predictive and generative modeling. In predictive modeling, the standard examples of such tasks are the classification, where  $x \in \mathbb{R}^{D_x}$  is a feature vector and  $y \in \{0, 1, \dots, K\}$  is a class label, and regression, in which case  $x$  is also a feature vector and  $y \in \mathbb{R}$  is a real number. In generative modeling, both  $x$  and  $y$  are feature vectors in  $\mathbb{R}^{D_x}, \mathbb{R}^{D_y}$ , respectively, representing complex objects, and the goal is to find a transformation between them.

In our paper, we focus on the setting where both  $x$  and  $y$  are multi-dimensional real-valued vectors, and the true joint data distribution  $\pi^*(x, y)$  is continuous over the space  $\mathbb{R}^{D_x} \times \mathbb{R}^{D_y}$ . This excludes

---

\*Mohamed bin Zayed University of Artificial Intelligence

scenarios where  $y$  is a discrete variable, e.g., a class label. Our focus is therefore on multi-dimensional probabilistic regression problems, which are often referred to as domain translation problems — since  $x$  and  $y$  typically represent feature vectors from different domains. The goal is to perform probabilistic prediction: given a new input  $x_{\text{new}}$  from the source domain, we aim to predict the corresponding output  $y_{\text{new}}$  from the target domain, according to the conditional distribution  $\pi^*(y|x_{\text{new}})$ .

It is natural to assume that learning the conditional distribution  $\pi^*(y|x)$  requires access to input–target data pairs  $(x, y) \sim \pi^*$ , where  $\pi^*$  denotes the true joint distribution of the data. In such cases,  $\pi^*(y|x)$  can be modeled using standard supervised learning approaches, ranging from simple regression to conditional generative models [55, 84]. However, acquiring paired data can be expensive or impractical, whereas obtaining unpaired samples —  $x \sim \pi_x^*$  or  $y \sim \pi_y^*$ —from each domain separately is often much easier and more cost-effective. This challenge has motivated the development of unsupervised (or unpaired) learning methods (e.g., [88], among many others), which aim to recover the dependency structure  $\pi^*(y|x)$  using unpaired data alone.

While both paired (supervised) and unpaired (unsupervised) domain translation approaches are being extremely well developed nowadays, surprisingly, the semi-supervised setup when **both** paired and unpaired data is available is much less explored. This is due to the **challenge of designing learning objective** (loss) which can simultaneously take into account both paired and unpaired data. A common approach involves heuristically combining standard paired and unpaired losses (cf. [80, §3.5], [45, §3.3], [85, §C], [82, §3], [63, Eq. 8], [78, Eq. 8], [79, §3.2], [34, §3]). However, as demonstrated in §5.1, these composite objectives fail to recover the true conditional distribution even in simple cases  $D_x = D_y = 2$ . This raises the question: *Can we design a simple loss to learn  $\pi^*(y|x)$  that **naturally** integrates both paired and unpaired data?*

In our paper, we positively answer the above-raised question. Our **main contributions** are:

1. We introduce a novel loss function designed to facilitate the learning of conditional distributions  $\pi^*(\cdot|x)$  using both paired and unpaired training samples drawn from  $\pi^*$  (see §3.1). This loss function is grounded in the well-established principle of likelihood maximization. A key advantage of our approach is its ability to support end-to-end learning, thereby *seamlessly* integrating both paired and unpaired data into the training process.
2. We demonstrate the theoretical equivalence between our proposed loss function and the inverse entropic optimal transport problem (see §3.2). This finding enables us to leverage established computational optimal transport methods to address challenges in semi-supervised learning.
3. Building upon recent advancements in the field of computational optimal transport, we provide *end-to-end* algorithm exploiting the Gaussian mixture parameterization specifically tailored to optimize our proposed likelihood-based loss function (see §3.3). For completeness, Appendix A shows that our loss function is also applicable to a fully neural network parametrization.
4. We prove that our proposed parameterization satisfies the universal approximation property, which theoretically allows our algorithm to recover  $\pi^*$  arbitrarily well (see §3.4).

Our empirical validation in §5 demonstrates the impact of both unpaired and paired data on overall performance. In particular, our findings show that the conditional distributions  $\pi^*(\cdot|x)$  can be effectively learned even with a modest amount of paired data  $(x, y) \sim \pi^*$ , provided that sufficient auxiliary unpaired data  $x \sim \pi_x^*$  and  $y \sim \pi_y^*$  is available.

**Notations.** Throughout the paper,  $\mathcal{X}$  and  $\mathcal{Y}$  represent Euclidean spaces, equipped with the standard norm  $\|\cdot\|$ , induced by the inner product  $\langle \cdot, \cdot \rangle$ , i.e.,  $\mathcal{X} \stackrel{\text{def}}{=} \mathbb{R}^{D_x}$  and  $\mathcal{Y} \stackrel{\text{def}}{=} \mathbb{R}^{D_y}$ . The set of absolutely continuous probability distributions on  $\mathcal{X}$  is denoted by  $\mathcal{P}_{\text{ac}}(\mathcal{X})$ . For simplicity, we use the same notation for both the distributions and their corresponding probability density functions. The joint probability distribution over  $\mathcal{X} \times \mathcal{Y}$  is denoted by  $\pi$  with corresponding marginals  $\pi_x$  and  $\pi_y$ . The set of joint distributions with given marginals  $\alpha$  and  $\beta$  is represented by  $\Pi(\alpha, \beta)$ . We use  $\pi(\cdot|x)$  for the conditional distribution, while  $\pi(y|x)$  represents the conditional density at a specific point  $y$ . The differential entropy is given by  $H(\beta) = -\int_{\mathcal{Y}} \beta(y) \log \beta(y) dy$ .

## 2 Background

First, we recall the formulation of the domain translation problem (§2.1). We remind the difference between its paired, unpaired, and semi-supervised setups. Next, we recall the basic concepts of the inverse entropic optimal transport, which are relevant to our paper (§2.2).

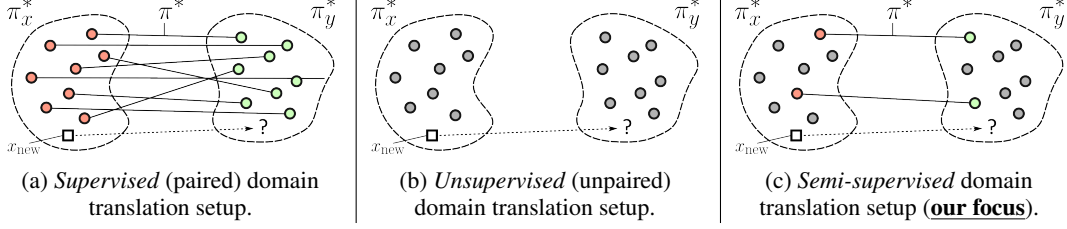


Figure 1: Visualization of domain translation setups. Red and green colors indicated paired training data  $XY_{\text{paired}}$ , while grey color indicates the unpaired training data  $X_{\text{unpaired}}, Y_{\text{unpaired}}$ .

## 2.1 Domain Translation Problems

The goal of *domain translation* task is to transform data samples from the source domain to the target domain while maintaining the essential content or structure. This approach is widely used in applications like computer vision [88, 52, 65], natural language processing [43, 58], audio processing [24], etc. Domain translation task setups can be classified into supervised (paired), unsupervised (unpaired), and semi-supervised approaches based on the data used for training (Figure 1).

**Supervised domain translation** relies on matched examples from both the source and target domains, where each input corresponds to a specific output, enabling direct supervision during the learning process. Formally, this setup assumes access to a set of  $P$  empirical pairs  $XY_{\text{paired}} \stackrel{\text{def}}{=} \{(x_1, y_1), \dots, (x_P, y_P)\} \sim \pi^*$  from some unknown joint distribution. The goal here is to recover the conditional distributions  $\pi^*(\cdot|x)$  to generate samples  $y|x_{\text{new}}$  for new inputs  $x_{\text{new}}$  that are not present in the training data. While this task is relatively straightforward to solve, obtaining such paired training datasets can be challenging, as it often involves significant time, cost, and effort.

**Unsupervised domain translation**, in contrast, does not require direct correspondences between the source and target domains [88, Figure 2]. Instead, it involves learning to translate between domains using unpaired data, which offers greater flexibility but demands more advanced techniques to achieve accurate translation. Formally, we are given  $Q$  unpaired samples  $X_{\text{unpaired}} \stackrel{\text{def}}{=} \{x_1, \dots, x_Q\} \sim \pi_x^*$  from the source distribution, and  $R$  unpaired samples  $Y_{\text{unpaired}} \stackrel{\text{def}}{=} \{y_1, \dots, y_R\} \sim \pi_y^*$  from the target distribution. Our objective is to learn the conditional distributions  $\pi^*(\cdot|x)$  of the unknown joint distribution  $\pi^*$ , whose marginals are  $\pi_x^*$  and  $\pi_y^*$ , respectively. The unsupervised setup is inherently ill-posed, often yielding ambiguous solutions [57]. Accurate translation requires constraints and regularization [87]. Still, it is highly relevant due to the prevalence of unpaired data in practice.

**Semi-supervised domain translation** integrates both paired and unpaired data to enhance the translation process [80, 44]. This approach leverages the precision of paired data to guide the model while exploiting the abundance of unpaired data to improve performance and generalization. Formally, the setup assumes access to paired data  $XY_{\text{paired}} \sim \pi^*$  as well as additional unpaired samples  $X_{\text{unpaired}} \sim \pi_x^*$  and  $Y_{\text{unpaired}} \sim \pi_y^*$ . Note that paired samples can also be used in an unpaired manner. By convention, we assume  $P \leq Q, R$ , where the first  $P$  unpaired samples are identical to the paired ones. The goal remains to learn the true conditional mapping  $\pi^*(\cdot|x)$  using the available data.

## 2.2 Optimal Transport (OT)

The foundations of optimal transport are detailed in books [83, 71, 66].

**Entropic OT** [20, 30]. Given source and target distributions  $\alpha \in \mathcal{P}_{\text{ac}}(\mathcal{X})$  and  $\beta \in \mathcal{P}_{\text{ac}}(\mathcal{Y})$ , and a cost function  $c^* : \mathcal{X} \times \mathcal{Y} \rightarrow \mathbb{R}$ , the *entropic optimal transport* (EOT) problem is defined as:

$$\text{OT}_{c^*, \varepsilon}(\alpha, \beta) \stackrel{\text{def}}{=} \min_{\pi \in \Pi(\alpha, \beta)} \mathbb{E}_{x, y \sim \pi} [c^*(x, y)] - \varepsilon \mathbb{E}_{x \sim \alpha} \mathbb{H}(\pi(\cdot|x)), \quad (1)$$

where  $\varepsilon > 0$  is the regularization parameter; setting  $\varepsilon = 0$  recovers the classic OT formulation [83] originally proposed by [47]. Under mild assumptions, a unique minimizer  $\pi^* \in \Pi(\alpha, \beta)$  exists and is known as the *entropic optimal transport plan*. We note that in the literature, the entropy regularization term in (1) is typically written as either  $-\varepsilon \mathbb{H}(\pi)$  or  $+\varepsilon \text{KL}(\pi \| \alpha \times \beta)$ . These formulations are equivalent up to additive constants; see the discussion in [56, §2] or [38, §1]. In this paper, we adopt the formulation in (1), which is also known as the *weak* form of entropic OT; see [33, 11, 12].

**Dual formulation.** Under mild assumptions on  $c^*$ ,  $\alpha$ ,  $\beta$ , the following dual EOT formulation holds:

$$\text{OT}_{c^*, \varepsilon}(\alpha, \beta) = \max_f \left\{ \mathbb{E}_{x \sim \alpha} f^{c^*}(x) + \mathbb{E}_{y \sim \beta} f(y) \right\}, \quad (2)$$

where  $f$  ranges over a subset of continuous functions (dual potentials) subject to mild boundedness conditions; see [12, Eq. 3.3] for details. The term  $f^c$  denotes the *weak entropic  $c$ -transform* of  $f$ :

$$f^{c^*}(x) \stackrel{\text{def}}{=} \min_{\beta \in \mathcal{P}(\mathcal{Y})} \left\{ \mathbb{E}_{y \sim \beta} [c^*(x, y)] - \varepsilon H(\beta) - \mathbb{E}_{y \sim \beta} f(y) \right\}.$$

This transform admits a closed-form expression [56, Eq. 14]:

$$f^c(x) = -\varepsilon \log \int_{\mathcal{Y}} \exp \left( \frac{f(y) - c(x, y)}{\varepsilon} \right) dy. \quad (3)$$

**Inverse EOT.** The classical forward EOT problem (1) seeks an optimal transport plan  $\pi^*$  between two given marginal distributions  $\alpha$  and  $\beta$  under a fixed cost function  $c^*$ . In contrast, the *inverse* EOT problem considers the reverse setting [18, §5.1]: given a joint distribution  $\pi^*$  with marginals  $\pi_x^*$  and  $\pi_y^*$ , the goal is to recover a cost function  $c^*$  such that  $\pi^*$  is the entropic OT plan for  $c^*$ .

This inverse formulation is not uniquely defined in the literature — each version is typically tailored to specific applications [77, 53, 28, 4]. In this work, we adopt a version that aligns with our learning objective described in §3.1. This choice enables us, in §3.2, to formally relate our proposed loss to the inverse EOT framework. We further conjecture that this connection could potentially enable the application of advanced EOT solvers (e.g., diffusion Schrödinger bridges [81, 22, 37, 75, 39]) to enhance performance in semi-supervised learning scenarios, which we leave for future work.

With this motivation, we consider the *inverse* EOT problem as the following minimization:

$$c^* \in \arg \min_c \left[ \underbrace{\mathbb{E}_{x, y \sim \pi^*} [c(x, y)] - \overbrace{\varepsilon \mathbb{E}_{x \sim \pi_x^*} H(\pi^*(\cdot | x))}^{\text{not depend on } c}}_{\geq \text{OT}_{c, \varepsilon}(\pi_x^*, \pi_y^*)} - \text{OT}_{c, \varepsilon}(\pi_x^*, \pi_y^*) \right], \quad (4)$$

where  $c : \mathcal{X} \times \mathcal{Y} \rightarrow \mathbb{R}$  ranges over measurable cost functions. Consider the term  $\text{OT}_{c, \varepsilon}(\pi_x^*, \pi_y^*)$ : due to entropic regularization, this expression admits a unique optimal transport plan  $\pi_c^*$  for every quadruple  $(c, \varepsilon, \pi_x^*, \pi_y^*)$ . While  $\pi_c^*$  matches the marginals of  $\pi^*$ , its internal structure — i.e., the conditional distributions — may differ. The term  $\mathbb{E}_{x, y \sim \pi^*} [c(x, y)] - \varepsilon \mathbb{E}_{x \sim \pi_x^*} H(\pi^*(\cdot | x))$  represents the *transportation cost* of using  $c$  to transport mass according to  $\pi^*$  (cf. the minimization objective in (1)). If the "inner" part of  $\pi_c^*$  differs from that of  $\pi^*$ , this cost exceeds  $\text{OT}_{c, \varepsilon}(\pi_x^*, \pi_y^*)$ . Therefore, the minimum of the full objective is achieved only when  $\pi^*$  coincides with the optimal transport plan for some cost  $c^*$ , in which case the objective value is zero. Notably, the term  $-\varepsilon \mathbb{E}_{x \sim \pi_x^*} H(\pi^*(\cdot | x))$  is independent of  $c$  and can be omitted from the optimization. Additionally:

- **Invariance to  $\varepsilon$ .** Unlike the forward problem (1), the inverse problem is invariant to the entropic regularization parameter  $\varepsilon > 0$ . For any  $\varepsilon' > 0$ , the substitution  $c(x, y) = \frac{\varepsilon}{\varepsilon'} c'(x, y)$  rescales the entire objective (4) by a constant, making solutions equivalent up to this change.
- **Multiple solutions.** The inverse problem (4) generally admits *many* valid cost functions. For instance,  $c^*(x, y) = -\varepsilon \log \pi^*(x, y)$  achieves the minimum by construction. More generally, any function of the form  $c'(x, y) = -\varepsilon \log \pi^*(x, y) + u(x) + v(y)$  is also valid, since additive terms depending only on  $x$  or  $y$  do not affect the resulting OT plan. In particular, setting  $u(x) = \varepsilon \log \pi_x^*(x)$  and  $v(y) = 0$  yields  $c^*(x, y) = -\varepsilon \log \pi^*(y | x)$ .

In practice,  $\pi^*$  is known only through samples and not via its density. Therefore, closed-form expressions like  $-\varepsilon \log \pi^*(x, y)$  or  $-\varepsilon \log \pi^*(y | x)$  cannot be computed directly. This necessitates learning a parametric estimator  $\pi^\theta$  to approximate the unknown conditional distributions.

### 3 Semi-supervised Domain Translation via Inverse EOT

In §3.1, we propose a novel loss function grounded in KL minimization. In §3.2, we demonstrate that proposed loss is equivalent to solving the inverse EOT problem (4), thereby connecting optimal transport theory with our practical framework. To operationalize this approach, §3.3 introduces a lightweight parametrization. We subsequently prove in §3.4 that this parametrization, when combined with our loss minimization, guarantees arbitrarily accurate reconstruction of the true conditional plan under mild assumptions. Appendix A demonstrates how our framework extends to fully neural parametrization. All our proofs appear in Appendix D.

### 3.1 Loss Derivation

**Part I. Data likelihood maximization and its limitation.** Our goal is to approximate the true distribution  $\pi^*$  by some parametric model  $\pi^\theta$ , where  $\theta$  represents the parameters of the model. To achieve this, we would like to employ the standard KL-divergence minimization framework, also known as data likelihood maximization. Namely, we aim to minimize

$$\text{KL}(\pi^* \parallel \pi^\theta) = \mathbb{E}_{x,y \sim \pi^*} \log \frac{\pi_x^*(x) \pi^*(y|x)}{\pi_x^\theta(x) \pi^\theta(y|x)} = \mathbb{E}_{x \sim \pi_x^*} \log \frac{\pi_x^*(x)}{\pi_x^\theta(x)} + \mathbb{E}_{x,y \sim \pi^*} \log \frac{\pi^*(y|x)}{\pi^\theta(y|x)} = \quad (5)$$

$$\text{KL}(\pi^* \parallel \pi_x^\theta) + \mathbb{E}_{x \sim \pi_x^*} \mathbb{E}_{y \sim \pi^*(\cdot|x)} \log \frac{\pi^*(y|x)}{\pi^\theta(y|x)} = \underbrace{\text{KL}(\pi_x^* \parallel \pi_x^\theta)}_{\text{Marginal}} + \underbrace{\mathbb{E}_{x \sim \pi_x^*} \text{KL}(\pi^*(\cdot|x) \parallel \pi^\theta(\cdot|x))}_{\text{Conditional}}. \quad (6)$$

It is clear that objective (6) splits into two **independent** components: the *marginal* and the *conditional* matching terms. Our focus will be on the conditional component  $\pi^\theta(\cdot|x)$ , as it is the necessary part for the domain translation. Note that the marginal part  $\pi_x^\theta$  is not actually needed. The conditional part of (6) can further be divided into the following terms:

$$\mathbb{E}_{x \sim \pi_x^*} \mathbb{E}_{y \sim \pi^*(\cdot|x)} [\log \pi^*(y|x) - \log \pi^\theta(y|x)] = -\mathbb{E}_{x \sim \pi_x^*} H(\pi^*(\cdot|x)) - \mathbb{E}_{x,y \sim \pi^*} \log \pi^\theta(y|x). \quad (7)$$

The first term is independent of  $\theta$ , so we obtain the following minimization objective:

$$\mathcal{L}(\theta) \stackrel{\text{def}}{=} -\mathbb{E}_{x,y \sim \pi^*} \log \pi^\theta(y|x). \quad (8)$$

It is important to note that minimizing (8) is equivalent to maximizing the conditional likelihood, a strategy utilized in conditional normalizing flows [64, CondNF]. However, a major limitation of this approach is its reliance solely on paired data from  $\pi^*$ , which can be difficult to obtain in real-world scenarios. In the following section, we modify this strategy to incorporate available unpaired data within a semi-supervised learning setup (see §2.1).

**Part II. Solving the limitations via a fancy parameterization.** To address the above-mentioned issue and utilize unpaired data, we first use Gibbs-Boltzmann distribution [50] density parametrization:

$$\pi^\theta(y|x) \stackrel{\text{def}}{=} \frac{\exp(-E^\theta(y|x))}{Z^\theta(x)}, \quad (9)$$

where  $E^\theta(\cdot|x) : \mathcal{Y} \rightarrow \mathbb{R}$  is the *Energy function*, and  $Z^\theta(x) \stackrel{\text{def}}{=} \int_{\mathcal{Y}} \exp(-E^\theta(y|x)) dy$  is the normalization constant. Substituting (9) into (8), we obtain:

$$\mathcal{L}(\theta) = \mathbb{E}_{x,y \sim \pi^*} E^\theta(y|x) + \mathbb{E}_{x \sim \pi_x^*} \log Z^\theta(x). \quad (10)$$

This objective already provides an opportunity to exploit the unpaired samples from the marginal distribution  $\pi_x^*$  to learn the conditional distributions  $\pi^\theta(\cdot|x) \approx \pi^*(\cdot|x)$ . Namely, it helps to estimate the part of the objective related to the normalization constant  $Z^\theta$ . To incorporate independent samples from the second marginal distribution  $\pi_y^*$ , it is crucial to adopt a parametrization that separates the term in the energy function  $E^\theta(y|x)$  that depends only on  $y$ . Thus, we propose:

$$E^\theta(y|x) \stackrel{\text{def}}{=} \frac{c^\theta(x,y) - f^\theta(y)}{\varepsilon}. \quad (11)$$

In fact, this parameterization allows us to decouple the cost function  $c^\theta(x,y)$  and the potential function  $f^\theta(y)$ . Specifically, changes in  $f^\theta(y)$  can be offset by corresponding changes in  $c^\theta(x,y)$ , resulting in the same energy function  $E^\theta(y|x)$ . For example, by setting  $f^\theta(y) \equiv 0$  and  $\varepsilon = 1$ , the parameterization of the energy function  $E^\theta(y|x)$  remains consistent, as it can be exclusively derived from  $c^\theta(x,y)$ . By substituting (11) into the energy term in (10), we obtain:

$$\mathbb{E}_{x,y \sim \pi^*} E^\theta(y|x) = \frac{1}{\varepsilon} [\mathbb{E}_{x,y \sim \pi^*} [c^\theta(x,y)] - \mathbb{E}_{x,y \sim \pi^*} f^\theta(y)].$$

Note that the second term is independent of  $x$ . Thus,  $\mathbb{E}_{x,y \sim \pi^*} f^\theta(y) = \mathbb{E}_{y \sim \pi_y^*} f^\theta(y)$ . Eventually, we obtain **our final objective** incorporating both paired and unpaired data:

$$\mathcal{L}(\theta) = \underbrace{\varepsilon^{-1} \mathbb{E}_{x,y \sim \pi^*} [c^\theta(x,y)]}_{\text{Joint, requires pairs } (x,y) \sim \pi^*} - \underbrace{\varepsilon^{-1} \mathbb{E}_{y \sim \pi_y^*} f^\theta(y)}_{\text{Marginal, requires } y \sim \pi_y^*} + \underbrace{\mathbb{E}_{x \sim \pi_x^*} \log Z^\theta(x)}_{\text{Marginal, requires } x \sim \pi_x^*} \rightarrow \min_{\theta}. \quad (12)$$

In Appendix D.1, we provide a rigorous sequence of equalities, starting from (5) and leading to (12). This derivation is carried out entirely through *formal mathematical* transitions. At this point, a reader may come up with 2 reasonable questions regarding (12):

1. How to perform the optimization of the proposed objective? This question is not straightforward due to the existence of the (typically intractable) normalizing constant  $Z_\theta$  in the objective.
2. To which extent do the separate terms in (12) (paired, unpaired data) contribute to the objective, and which type of data is the most important to get the correct solution?

We answer these questions in §3.3 and §5. Before doing that, we show a surprising finding that our proposed objective actually solves the inverse entropic OT problem (4).

### 3.2 Relation to Inverse EOT

We now show that (4) is equivalent to (12). Substituting the dual formulation of EOT (2) into (4) (omitting the constant entropy term) and applying  $-\max g = \min(-g)$  gives:

$$\min_{c,f} \left\{ \mathbb{E}_{x,y \sim \pi^*} [c(x,y)] - \mathbb{E}_{x \sim \pi_x^*} f^c(x) - \mathbb{E}_{y \sim \pi_y^*} f(y) \right\}. \quad (13)$$

Assume that both the cost function  $c$  and the potential function  $f$  are parameterized as  $c^\theta$  and  $f^\theta$ , respectively, with a parameter  $\theta$ . Using the definition from (3) and our energy function parameterization in (11), we can express  $(f^\theta)^{c^\theta}(x)$  as  $(f^\theta)^{c^\theta}(x) = -\varepsilon \log Z^\theta(x)$ . This shows that the expression in (13) is equivalent to our proposed likelihood-based loss in (12), scaled by  $\varepsilon$ .

This result shows that *inverse entropic OT can be viewed as a likelihood maximization problem*, enabling the use of established techniques like ELBO and EM [14, 3, 15]. It also reframes inverse EOT as a *semi-supervised domain translation* task. Notably, prior work on inverse OT has largely focused on *discrete*, fully paired settings (see §4).

### 3.3 Practical Parameterization

The most computationally intensive aspect of optimizing the loss function in (12) lies in calculating the integral for the normalization constant  $Z^\theta$ . To tackle this challenge, we propose a lightweight parameterization that yields closed-form expressions for each term in the loss function. Our proposed cost function parameterization  $c^\theta$  is based on the log-sum-exp function [59, §3.5.3]:

$$c^\theta(x, y) = -\varepsilon \log \sum_{m=1}^M v_m^\theta(x) \exp \left( \frac{\langle a_m^\theta(x), y \rangle}{\varepsilon} \right), \quad (14)$$

where  $\{v_m^\theta(x) : \mathbb{R}^{D_x} \rightarrow \mathbb{R}_+, a_m^\theta(x) : \mathbb{R}^{D_x} \rightarrow \mathbb{R}^{D_y}\}_{m=1}^M$  are arbitrary parametric functions, e.g., *neural networks*, with learnable parameters denoted by  $\theta_c$ . The parametric form of the cost is motivated by the analysis in [49], from which we identified a more general function form suitable for our setting. Thus, we likewise adopt a Gaussian mixture parametrization for the dual potential  $f^\theta$ :

$$f^\theta(y) = \varepsilon \log \sum_{n=1}^N w_n^\theta \mathcal{N}(y | b_n^\theta, \varepsilon B_n^\theta), \quad (15)$$

where  $\theta_f \stackrel{\text{def}}{=} \{w_n^\theta, b_n^\theta, B_n^\theta\}_{n=1}^N$  are learnable parameters of the potential, with  $w_n^\theta \geq 0$ ,  $b_n^\theta \in \mathbb{R}^{D_y}$ , and  $B_n^\theta \in \mathbb{R}^{D_y \times D_y}$  being a symmetric positive definite matrix. Thereby, our framework comprises a total of  $\theta \stackrel{\text{def}}{=} \theta_f \cup \theta_c$  learnable parameters. For *clarity* and to *avoid notation overload*, we will omit the superscript  $^\theta$  associated with learnable parameters and functions in the subsequent formulas.

**Proposition 3.1** (Tractable normalization constant). *Our parametrization of the cost function (14) and dual potential (15) delivers  $Z^\theta(x) \stackrel{\text{def}}{=} \sum_{m=1}^M \sum_{n=1}^N z_{mn}(x)$ , where*

$$z_{mn}(x) \stackrel{\text{def}}{=} w_n v_m(x) \exp \left( \frac{a_m^\top(x) B_n a_m(x) + 2b_n^\top a_m(x)}{2\varepsilon} \right).$$

The proposition offers a closed-form expression for  $Z^\theta(x)$ , which is essential for optimizing (12). Furthermore, the following proposition provides a method for sampling  $y$  given a new sample  $x_{\text{new}}$ .

**Proposition 3.2** (Tractable conditional distributions). *From our parametrization of the cost function (14) and dual potential (15) it follows that the  $\pi^\theta(\cdot|x)$  are Gaussian mixtures:*

$$\pi^\theta(y|x) = \frac{1}{Z^\theta(x)} \sum_{m=1}^M \sum_{n=1}^N z_{mn}(x) \mathcal{N}(y | d_{mn}(x), \varepsilon B_n), \quad (16)$$

where  $d_{mn}(x) \stackrel{\text{def}}{=} b_n + B_n a_m(x)$  and  $z_{mn}(x)$  defined in Proposition 3.1.

**TRAINING.** As stated in §2.1, since we only have access to samples from the distributions, we minimize the empirical counterpart of (12) via the stochastic gradient descent w.r.t.  $\theta$ :

$$\mathcal{L}(\theta) \approx \widehat{\mathcal{L}}(\theta) \stackrel{\text{def}}{=} \varepsilon^{-1} \frac{1}{P} \sum_{p=1}^P c^\theta(x_p, y_p) - \varepsilon^{-1} \frac{1}{R} \sum_{r=1}^R f^\theta(y_r) + \frac{1}{Q} \sum_{q=1}^Q \log Z^\theta(x_q). \quad (17)$$

**INFERENCE.** According to our Proposition 3.2, the conditional distributions  $\pi^\theta(\cdot|x)$  are Gaussian mixtures (16). As a result, sampling  $y$  given  $x$  is fast and straightforward.

### 3.4 Universal Approximation of the Proposed Parametrization

One may naturally wonder how expressive is our proposed parametrization of  $\pi_\theta$  in §3.3. Below we show that this parametrization allows approximating **any** distribution  $\pi^*$  that satisfies mild assumptions on boundness and regularity assumptions, see the details in Appendix D.4.

**Theorem 3.3** (Proposed parametrization guarantees universal conditional distributions). *Under mild assumptions on the joint distribution  $\pi^*$ , for all  $\delta > 0$  there exists (a) an integer  $N > 0$  and a Gaussian mixture  $f^\theta$  (15) with  $N$  components, (b) an integer  $M > 0$  and cost  $c^\theta$  (14) defined by fully-connected neural networks  $a_m : \mathbb{R}^{D_x} \rightarrow \mathbb{R}^{D_y}$ ,  $v_m : \mathbb{R}^{D_x} \rightarrow \mathbb{R}_+$  with ReLU activations such that  $\pi^\theta$  defined by (9) and (11) satisfies  $\text{KL}(\pi^* \parallel \pi^\theta) < \delta$ .*

## 4 Related Works

We review below the most related semi-supervised models and OT-based approaches to our work.

**Semi-supervised models.** As discussed in §1, many existing semi-supervised domain translation methods combine paired and unpaired data by introducing multiple loss terms into *ad hoc optimization objectives*. Several works—such as [45, §3.3], [80, §3.5], [61, §C], [62, §2], and [63, Eq. 8]—employ GAN-base objectives, which incorporate the GAN losses [32] augmented with specific regularization terms to utilize paired data. Although most of these methods were initially designed for the image-to-image translation, their dependence on GAN objectives enables their application to broader domain translation tasks. In contrast, the approaches introduced by [60, §3.2] and [78, Eq. 8] employ loss functions specifically tailored for the image-to-image translation, making them unsuitable for the general domain translation problem described in §2.1.

Another line of research explores methods based on *key-point guided OT* [35], which integrates paired data information into the discrete transport plan. Building on this concept, [34] uses such transport plans as heuristics to train a conditional score-based model on unpaired or semi-paired data. Furthermore, recent work [79] heuristically incorporates paired data into the cost function  $c(x, y)$  in (1), deriving a dynamical formulation and a corresponding algorithm.

Importantly, the paradigms outlined above do not offer any theoretical guarantees for reconstructing the conditional distribution  $\pi^*(y|x)$ , as they depend on heuristic loss constructions. Furthermore, we show that such approaches actually fail to recover the true plan even in toy 2-dimensional cases, refer to experiments in §5 for an illustrative example. We also note that there exist works addressing the question of incorporating unpaired data to the log-likelihood training (8) by adding an extra likelihood terms, see CondNFs-related works [10, 42]. However, they rely on  $x$  being a discrete object (e.g., a class label) and does not easily generalize to the continuous case, see Appendix C.2 for details.

**(Inverse) OT solvers.** As highlighted in §2.2, the task of inverse optimal transport (IOT) implies learning the cost function from samples drawn from an optimal coupling  $\pi^*$ . Existing IOT solvers [26, 51, 77, 28] focus on reconstructing cost functions from discrete marginal distributions, in particular, using the log-likelihood maximization techniques [26], see the introduction of [4] for a review. Additionally, the recent work by [74] explores the IOT framework in the context of contrastive learning. In contrast, we develop a log-likelihood based approach aimed at learning conditional distributions  $\pi^\theta(\cdot|x) \approx \pi^*(\cdot|x)$  using both paired and unpaired data but not the cost function itself.

Recent work by [41] proposes a framework for learning cost functions to improve the mapping between the domains. However, it is limited by the use of deterministic mappings, i.e., does not have the ability to model non-degenerate conditional distributions.

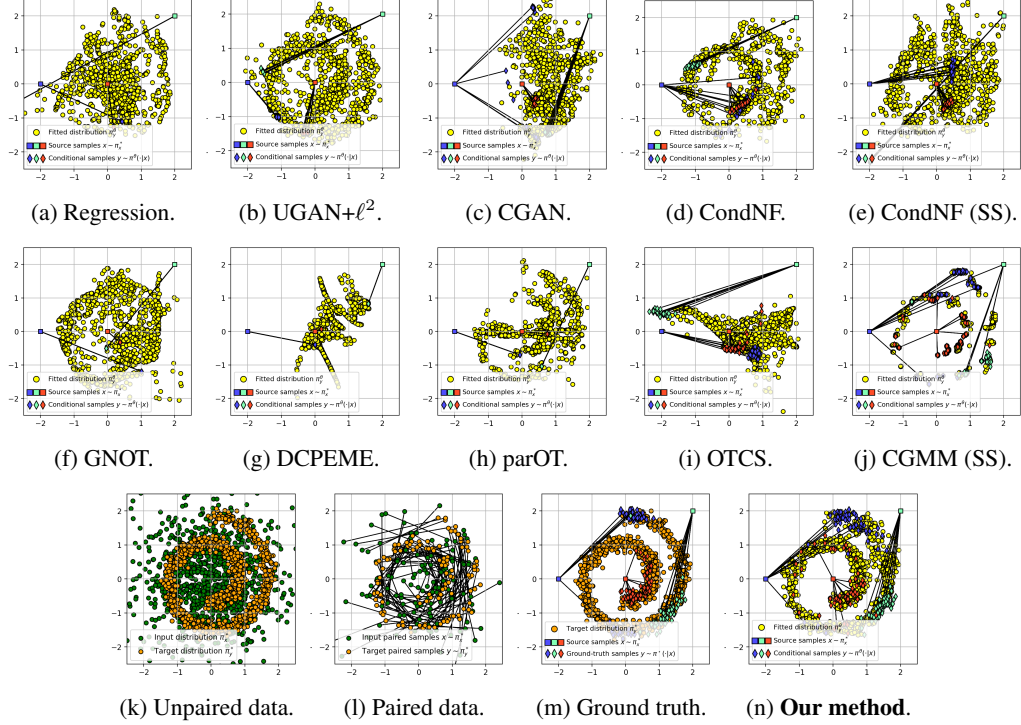


Figure 2: Learned mapping on the *Gaussian*  $\rightarrow$  *Swiss Roll* task for  $P = 128$  and  $Q = R = 1024$

Another recent work by [9] introduces a neural network-based OT framework for semi-supervised scenarios, utilizing general cost functionals for OT. However, their method requires **manually** constructing cost functions which can incorporate class labels or predefined pairs. In contrast, our method dynamically adjusts the cost function during training, offering a more flexible framework.

Our solver builds on the framework introduced by [56] and incorporates cost function optimization directly into the objective function, as outlined in equation (17), enabling effective handling of paired data. Additionally, we extend the Gaussian Mixture parameterization proposed by [49, 36], which was originally developed as a forward solver for entropic OT with a quadratic cost function  $c^*(x, y) = \frac{1}{2} \|x - y\|_2^2$ . Our work generalizes this solver to accommodate a wider variety of cost functions, as specified in equation (14). As a result, our approach also functions as a novel forward solver for these generalized cost functions.

## 5 Experimental Illustrations

We tested our solver on both synthetic data (§5.1) and real-world data distributions (§5.2). The code is written using the PyTorch framework and will be made publicly available. It is provided in the supplemental materials. Experimental details are given in Appendix B.

### 5.1 Gaussian To Swiss Roll Mapping

**Setup.** For illustration purposes, we adapt the setup described in [56, 49] for our needs and consider a synthetic task where we transform samples from a Gaussian distribution  $\pi_x^*$  into a Swiss Roll  $\pi_y^*$  distribution (Figure 2k). The plan  $\pi^*$  is obtained by sampling from a mini-batch OT plan computed via the POT library [27], using a designed cost (Appendix C.1) to induce bi-modal conditionals  $\pi^*(\cdot|x)$  and evaluate each method’s ability to capture multi-modality. During training, we use  $P = 128$  paired (Figure 2l) and  $Q = R = 1024$  unpaired samples. We analyze the effect of varying the proportions of paired and unpaired data on our method’s performance in an ablation study detailed in Appendix C.4.

**Baselines.** We evaluate our method against several baselines (see Appendix C.2 for details):

1. **Semi-supervised log-likelihood** methods [10, 42]: CondNF (SS) and CGMM (SS).



2. **Semi-supervised methods:** Neural OT with pair-guided cost [9, GNOT, Appendix E], differentiable cost-parameterized entropic mapping estimator [41, DCPEME], [63, parOT], [34, OTCS].
3. **Standard generative & predictive models:** MLP regression with  $\ell^2$  loss, Unconditional GAN with  $\ell^2$  loss supplement [32, UGAN+ $\ell^2$ ], Conditional Generative Adversarial Network [55, CGAN], Conditional Normalizing Flow [84, CondNF].

Note that some baselines can fully utilize both paired and unpaired data during training, while others rely solely on paired data. Refer to Table 3 for specifics on data usage.

**Discussion.** The results of the aforementioned methods are depicted in Figure 2. Clearly, the Regression model simply predicts the conditional mean  $\mathbb{E}_{y \sim \pi^*(\cdot|x)} y$ , failing to capture the full distribution. The CGAN is unable to accurately learn the target distribution  $\pi_y^*$ , while the UGAN+ $\ell^2$  fails to capture the underlying conditional distribution, resulting in suboptimal performance. The CondNF model suffers from overfitting, likely due to the limited availability of paired data  $XY_{\text{paired}}$ . Methods GNOT, DCPEME, parOT learn deterministic mapping and therefore are unable to capture the conditional distribution. In turn, OTCS does not capture bi-modal conditional mapping. The CondNF (SS) does not provide improvement compared to CondNF in this experiment, and CGMM (SS) model learns a degenerate solution, which is presumably due to the overfitting. As a sanity check, we evaluate all baselines using a large amount of paired data. Details are given in Appendix C.3. In fact, even in this case, almost all the methods fail to learn true  $\pi^*(\cdot|x)$ .

## 5.2 Weather prediction

Here we aim to evaluate our proposed approach on real-world data. We consider the *weather prediction* dataset [54, 70]. The data is collected from weather stations and weather forecast physical models. It consists of 94 meteorological features, e.g., pressure, wind, humidity, etc., which are measured over a period of one year at different spatial locations.

**Setup.** Initially, the problem was formulated as the prediction and uncertainty estimation of the air temperature at a specific time and location. We expand this task to the probabilistic prediction of all meteorological features, thereby reducing reliance on measurement equipment in remote and difficult-to-access locations, e.g. the Polar regions (see Appendix B.3).

**Metrics and baselines.** We evaluate the performance of our approach by calculating the *log-likelihood* on the test target features. A natural baseline for this task is a probabilistic model that maximizes the likelihood of the target data. Thus, we implement an MLP that learns to predict the parameters of a mixture of Gaussians and is trained on the paired data only via the log-likelihood optimization (8). We also compare with semi-supervised log-likelihood methods CGMM (SS) and CondNF (SS). For completeness, we also add standard generative models. These models are trained using the available paired and unpaired data. Note that GAN models do not provide the density estimation and log-likelihood can not be computed for them. Therefore, we report Conditional Fréchet Distance: for each test  $x$ , we compute the Fréchet distance [40, Eq. 6] between predicted and true features  $y$ , then average over all test inputs.

**Results.** The results are presented in Tables 1 and 2. Result of Table 1 demonstrate that increasing the number of paired and unpaired data samples leads to improved test

*log-likelihood*, which highlights the impact of the objective that employs both paired and unpaired data. Moreover, the proposed approach outperforms the baseline solution, which shows that even in problems where the paired data plays a key role for accurate predictions, incorporating the unpaired

		Baseline		Ours			
# Paired	# Unpaired	0	10	50	100	250	500
10		0.4 ±.2	17.9 ±.3	18.5 ±.4	18.4 ±.2	18.8 ±.2	19.2 ±.3
25		3.5 ±.09	18.3 ±.06	18.7 ±.2	18.8 ±.07	19.5 ±.1	19.8 ±.1
50		6.4 ±.05	18.7 ±.2	18.9 ±.04	19.2 ±.2	19.8 ±.03	20.3 ±.4
90		6.5 ±.1	19 ±.01	19.4 ±.05	19.4 ±.2	20.3 ±.05	<b>20.5</b> ±.09

Table 1: The values of the test *log-likelihood*  $\uparrow$  on the *weather prediction* dataset obtained for a different number of paired and unpaired training samples.

	Ours	CGAN	UGAN+ $\ell^2$	CondNF	Regression	CGMM (SS)	CondNF (SS)
LL $\uparrow$	<b>20.5</b> ±.09	N/A	N/A	1.29 ±.03	N/A	0.32 ±.03	0.52 ±.02
CFD $\downarrow$	<b>7.21</b> ±.04	15.79 ±1.11	15.44 ±1.89	18.72 ±.09	8.29 ±.04	<b>7.17</b> ±.07	28.5 ±.5

Table 2: The values of the test *Log-Likelihood* (LL) and *Conditional Fréchet distance* (CFD) on the *weather prediction* dataset of our approach and baselines (500 unpaired and 90 paired samples).

data can give an advantage. Additionally, the results in Table 2 confirm that our approach produces samples closer to the true distributions compared to the other baselines.

## 6 Discussion

**Limitations.** A limitation of our method is its reliance on Gaussian Mixture parameterization, which may affect scalability. To address this, Appendix A illustrates how fully neural parameterizations of cost and potential functions can be used within our loss via energy-based modeling [50, 76, EBM].

**Potential impact.** Our framework offers a simple, non-minimax objective that naturally integrates both paired and unpaired data. We expect that these advantages will encourage its adoption in developing more advanced semi-supervised methods, including those based on EBMs [73, 86, 89], diffusion Schrödinger bridges [81, 22, 75], flow matching [19, 13], etc.

**Broader impact.** This paper presents work whose goal is to advance the field of Machine Learning. There are many potential societal consequences of our work, none of which we feel must be specifically highlighted here.

## References

- [1] Beatrice Acciaio, Anastasis Kratsios, and Gudmund Pammer. Designing universal causal deep learning models: The geometric (hyper) transformer. *Mathematical Finance*, 34(2):671–735, 2024.
- [2] Abien Fred Agarap. Deep learning using rectified linear units (relu). *arXiv preprint arXiv:1803.08375*, 2018.
- [3] Alexander Alemi, Ben Poole, Ian Fischer, Joshua Dillon, Rif A Saurous, and Kevin Murphy. Fixing a broken elbo. In *International conference on machine learning*, pages 159–168. PMLR, 2018.
- [4] Francisco Andrade, Gabriel Peyré, and Clarice Poon. Sparsistency for inverse optimal transport. *arXiv preprint arXiv:2310.05461*, 2023.
- [5] Christophe Andrieu, Nando De Freitas, Arnaud Doucet, and Michael I Jordan. An introduction to mcmc for machine learning. *Machine learning*, 50:5–43, 2003.
- [6] Jason Ansel, Edward Yang, Horace He, Natalia Gimelshein, Animesh Jain, Michael Voznesensky, Bin Bao, Peter Bell, David Berard, Evgeni Burovski, Geeta Chauhan, Anjali Chourdia, Will Constable, Alban Desmaison, Zachary DeVito, Elias Ellison, Will Feng, Jiong Gong, Michael Gschwind, Brian Hirsh, Sherlock Huang, Kshiteej Kalambarkar, Laurent Kirsch, Michael Lazos, Mario Lezcano, Yanbo Liang, Jason Liang, Yinghai Lu, CK Luk, Bert Maher, Yunjie Pan, Christian Puhersch, Matthias Reso, Mark Saroufim, Marcos Yukio Siraichi, Helen Suk, Michael Suo, Phil Tillet, Eikan Wang, Xiaodong Wang, William Wen, Shunting Zhang, Xu Zhao, Keren Zhou, Richard Zou, Ajit Mathews, Gregory Chanan, Peng Wu, and Soumith Chintala. Pytorch 2: Faster machine learning through dynamic python bytecode transformation and graph compilation. In *29th ACM International Conference on Architectural Support for Programming Languages and Operating Systems, Volume 2 (ASPLOS ’24)*. ACM, April 2024.
- [7] Reza Arabpour, John Armstrong, Luca Galimberti, Anastasis Kratsios, and Giulia Livieri. Low-dimensional approximations of the conditional law of volterra processes: a non-positive curvature approach. *arXiv preprint arXiv:2405.20094*, 2024.
- [8] Martin Arjovsky, Léon Bottou, Ishaan Gulrajani, and David Lopez-Paz. Invariant risk minimization. *arXiv preprint arXiv:1907.02893*, 2019.
- [9] Arip Asadulaev, Alexander Korotin, Vage Egiazarian, Petr Mokrov, and Evgeny Burnaev. Neural optimal transport with general cost functionals. In *The Twelfth International Conference on Learning Representations*, 2024.
- [10] Andrei Atanov, Alexandra Volokhova, Arsenii Ashukha, Ivan Sosnovik, and Dmitry Vetrov. Semi-conditional normalizing flows for semi-supervised learning. *arXiv preprint arXiv:1905.00505*, 2019.
- [11] Julio Backhoff-Veraguas, Mathias Beiglböck, and Gudmun Pammer. Existence, duality, and cyclical monotonicity for weak transport costs. *Calculus of Variations and Partial Differential Equations*, 58(6):203, 2019.

- [12] Julio Backhoff-Veraguas and Gudmund Pammer. Applications of weak transport theory. *Bernoulli*, 28(1):370–394, 2022.
- [13] Michal Balcerak, Tamaz Amiranashvili, Suprosanna Shit, Antonio Terpin, Sebastian Kaltenbach, Petros Koumoutsakos, and Bjoern Menze. Energy matching: Unifying flow matching and energy-based models for generative modeling. *arXiv preprint arXiv:2504.10612*, 2025.
- [14] David Barber. *Bayesian reasoning and machine learning*. Cambridge University Press, 2012.
- [15] Christopher M Bishop and Hugh Bishop. *Deep learning: Foundations and concepts*. Springer Nature, 2023.
- [16] Davide Carbone. Hitchhiker’s guide on energy-based models: a comprehensive review on the relation with other generative models, sampling and statistical physics. *arXiv preprint arXiv:2406.13661*, 2024.
- [17] Davide Carbone, Mengjian Hua, Simon Coste, and Eric Vanden-Eijnden. Efficient training of energy-based models using jarzynski equality. *Advances in Neural Information Processing Systems*, 36:52583–52614, 2023.
- [18] Timothy CY Chan, Rafid Mahmood, and Ian Yihang Zhu. Inverse optimization: Theory and applications. *Operations Research*, 73(2):1046–1074, 2025.
- [19] Hansheng Chen, Kai Zhang, Hao Tan, Zexiang Xu, Fujun Luan, Leonidas Guibas, Gordon Wetstein, and Sai Bi. Gaussian mixture flow matching models. *arXiv preprint arXiv:2504.05304*, 2025.
- [20] Marco Cuturi. Sinkhorn distances: Lightspeed computation of optimal transport. *Advances in neural information processing systems*, 26, 2013.
- [21] Marco Cuturi, Michal Klein, and Pierre Ablin. Monge, bregman and occam: Interpretable optimal transport in high-dimensions with feature-sparse maps. In *International Conference on Machine Learning*, pages 6671–6682. PMLR, 2023.
- [22] Valentin De Bortoli, James Thornton, Jeremy Heng, and Arnaud Doucet. Diffusion schrödinger bridge with applications to score-based generative modeling. *Advances in Neural Information Processing Systems*, 34:17695–17709, 2021.
- [23] Laurent Dinh, Jascha Sohl-Dickstein, and Samy Bengio. Density estimation using real NVP. In *International Conference on Learning Representations*, 2017.
- [24] Yichao Du, Weizhi Wang, Zhirui Zhang, Boxing Chen, Tong Xu, Jun Xie, and Enhong Chen. Non-parametric domain adaptation for end-to-end speech translation. In *Conference on Empirical Methods in Natural Language Processing (EMNLP)*, 2022.
- [25] Yilun Du, Shuang Li, B. Joshua Tenenbaum, and Igor Mordatch. Improved contrastive divergence training of energy based models. In *Proceedings of the 38th International Conference on Machine Learning (ICML-21)*, 2021.
- [26] Arnaud Dupuy, Alfred Galichon, and Yifei Sun. Estimating matching affinity matrix under low-rank constraints. *arXiv preprint arXiv:1612.09585*, 2016.
- [27] Rémi Flamary, Nicolas Courty, Alexandre Gramfort, Mokhtar Z Alaya, Aurélie Boisbunon, Stanislas Chambon, Laetitia Chapel, Adrien Corenflos, Kilian Fatras, Nemo Fournier, et al. Pot: Python optimal transport. *Journal of Machine Learning Research*, 22(78):1–8, 2021.
- [28] Alfred Galichon and Bernard Salanié. Cupid’s invisible hand: Social surplus and identification in matching models. *The Review of Economic Studies*, 89(5):2600–2629, 2022.
- [29] Ruiqi Gao, Yang Song, Ben Poole, Ying Nian Wu, and Diederik P Kingma. Learning energy-based models by diffusion recovery likelihood. In *International Conference on Learning Representations*, 2021.
- [30] Aude Genevay. *Entropy-regularized optimal transport for machine learning*. PhD thesis, Université Paris sciences et lettres, 2019.
- [31] Cong Geng, Tian Han, Peng-Tao Jiang, Hao Zhang, Jinwei Chen, Søren Hauberg, and Bo Li. Improving adversarial energy-based model via diffusion process. In *Forty-first International Conference on Machine Learning*, 2024.
- [32] Ian Goodfellow, Jean Pouget-Abadie, Mehdi Mirza, Bing Xu, David Warde-Farley, Sherjil Ozair, Aaron Courville, and Yoshua Bengio. Generative adversarial nets. *Advances in neural information processing systems*, 27, 2014.

- [33] Nathael Gozlan, Cyril Roberto, Paul-Marie Samson, and Prasad Tetali. Kantorovich duality for general transport costs and applications. *Journal of Functional Analysis*, 273(11):3327–3405, 2017.
- [34] Xiang Gu, Liwei Yang, Jian Sun, and Zongben Xu. Optimal transport-guided conditional score-based diffusion model. *Advances in Neural Information Processing Systems*, 36:36540–36552, 2023.
- [35] Xiang Gu, Yucheng Yang, Wei Zeng, Jian Sun, and Zongben Xu. Keypoint-guided optimal transport with applications in heterogeneous domain adaptation. *Advances in Neural Information Processing Systems*, 35:14972–14985, 2022.
- [36] Nikita Gushchin, Sergei Kholkin, Evgeny Burnaev, and Alexander Korotin. Light and optimal schrödinger bridge matching. In *Forty-first International Conference on Machine Learning*, 2024.
- [37] Nikita Gushchin, Alexander Kolesov, Alexander Korotin, Dmitry P Vetrov, and Evgeny Burnaev. Entropic neural optimal transport via diffusion processes. *Advances in Neural Information Processing Systems*, 36:75517–75544, 2023.
- [38] Nikita Gushchin, Alexander Kolesov, Petr Mokrov, Polina Karpikova, Andrei Spiridonov, Evgeny Burnaev, and Alexander Korotin. Building the bridge of schrödinger: A continuous entropic optimal transport benchmark. *Advances in Neural Information Processing Systems*, 36:18932–18963, 2023.
- [39] Nikita Gushchin, Daniil Selikhanovych, Sergei Kholkin, Evgeny Burnaev, and Alexander Korotin. Adversarial schrödinger bridge matching. In *The Thirty-eighth Annual Conference on Neural Information Processing Systems*, 2024.
- [40] Martin Heusel, Hubert Ramsauer, Thomas Unterthiner, Bernhard Nessler, and Sepp Hochreiter. Gans trained by a two time-scale update rule converge to a local nash equilibrium. *Advances in neural information processing systems*, 30, 2017.
- [41] Samuel Howard, George Deligiannidis, Patrick Rebeschini, and James Thornton. Differentiable cost-parameterized monge map estimators. *arXiv preprint arXiv:2406.08399*, 2024.
- [42] Pavel Izmailov, Polina Kirichenko, Marc Finzi, and Andrew Gordon Wilson. Semi-supervised learning with normalizing flows. In *International conference on machine learning*, pages 4615–4630. PMLR, 2020.
- [43] Qingnan Jiang, Mingxuan Wang, Jun Cao, Shanbo Cheng, Shujian Huang, and Lei Li. Learning kernel-smoothed machine translation with retrieved examples. In *Conference on Empirical Methods in Natural Language Processing (EMNLP)*, 2021.
- [44] Yuxin Jiang, Liming Jiang, Shuai Yang, and Chen Change Loy. Scenimefy: Learning to craft anime scene via semi-supervised image-to-image translation. In *IEEE International Conference on Computer Vision (ICCV)*, 2023.
- [45] Cheng-Bin Jin, Hakil Kim, Mingjie Liu, Wonmo Jung, Seongsu Joo, Eunsik Park, Young Saem Ahn, In Ho Han, Jae Il Lee, and Xuenan Cui. Deep ct to mr synthesis using paired and unpaired data. *Sensors*, 19(10):2361, 2019.
- [46] George H Joblove and Donald Greenberg. Color spaces for computer graphics. In *Proceedings of the 5th annual conference on Computer graphics and interactive techniques*, pages 20–25, 1978.
- [47] Leonid V Kantorovich. On the translocation of masses. In *Dokl. Akad. Nauk. USSR (NS)*, volume 37, pages 199–201, 1942.
- [48] Diederik P Kingma. Adam: A method for stochastic optimization. *arXiv preprint arXiv:1412.6980*, 2014.
- [49] Alexander Korotin, Nikita Gushchin, and Evgeny Burnaev. Light schrödinger bridge. In *The Twelfth International Conference on Learning Representations*, 2024.
- [50] Yann LeCun, Sumit Chopra, Raia Hadsell, M Ranzato, Fugie Huang, et al. A tutorial on energy-based learning. *Predicting structured data*, 1(0), 2006.
- [51] Ruilin Li, Xiaojing Ye, Haomin Zhou, and Hongyuan Zha. Learning to match via inverse optimal transport. *Journal of machine learning research*, 20(80):1–37, 2019.

- [52] Jianxin Lin, Yingce Xia, Tao Qin, Zhibo Chen, and Tie-Yan Liu. Conditional image-to-image translation. In *Computer Vision and Pattern Recognition (CVPR)*, 2018.
- [53] Shaojun Ma, Haodong Sun, Xiaojing Ye, Hongyuan Zha, and Haomin Zhou. Learning cost functions for optimal transport. *arXiv preprint arXiv:2002.09650*, 2020.
- [54] Andrey Malinin, Neil Band, German Chesnokov, Yarin Gal, Mark JF Gales, Alexey Noskov, Andrey Ploskonosov, Liudmila Prokhorenkova, Ivan Provilkov, Vatsal Raina, et al. Shifts: A dataset of real distributional shift across multiple large-scale tasks. *arXiv preprint arXiv:2107.07455*, 2021.
- [55] Mehdi Mirza and Simon Osindero. Conditional generative adversarial nets. *CoRR*, abs/1411.1784, 2014.
- [56] Petr Mokrov, Alexander Korotin, Alexander Kolesov, Nikita Gushchin, and Evgeny Burnaev. Energy-guided entropic neural optimal transport. In *The Twelfth International Conference on Learning Representations*, 2024.
- [57] Nikita Moriakov, Jonas Adler, and Jonas Teuwen. Kernel of cyclegan as a principal homogeneous space. In *International Conference on Learning Representations*, 2020.
- [58] Makoto Morishita, Jun Suzuki, and Masaaki Nagata. Domain adaptation of machine translation with crowdworkers. In *Conference on Empirical Methods in Natural Language Processing (EMNLP)*, 2022.
- [59] Kevin P Murphy. *Machine learning: a probabilistic perspective*. MIT press, 2012.
- [60] Aamir Mustafa and Rafał K Mantiuk. Transformation consistency regularization—a semi-supervised paradigm for image-to-image translation. In *Computer Vision—ECCV 2020: 16th European Conference, Glasgow, UK, August 23–28, 2020, Proceedings, Part XVIII 16*, pages 599–615. Springer, 2020.
- [61] Manan Oza, Himanshu Vaghela, and Sudhir Bagul. Semi-supervised image-to-image translation. In *2019 International Conference of Artificial Intelligence and Information Technology (ICAIT)*, pages 16–20. IEEE, 2019.
- [62] Pauliina Paavilainen, Saad Ullah Akram, and Juho Kannala. Bridging the gap between paired and unpaired medical image translation. In *MICCAI Workshop on Deep Generative Models*, pages 35–44. Springer, 2021.
- [63] Nishant Panda, Natalie Klein, Dominic Yang, Patrick Gasda, and Diane Oyen. Semi-supervised learning of pushforwards for domain translation & adaptation. *arXiv preprint arXiv:2304.08673*, 2023.
- [64] George Papamakarios, Eric Nalisnick, Danilo Jimenez Rezende, Shakir Mohamed, and Balaji Lakshminarayanan. Normalizing flows for probabilistic modeling and inference. *Journal of Machine Learning Research*, 22(57):1–64, 2021.
- [65] Duo Peng, Ping Hu, Qihong Ke, and Jun Liu. Diffusion-based image translation with label guidance for domain adaptive semantic segmentation. In *IEEE International Conference on Computer Vision (ICCV)*, 2023.
- [66] Gabriel Peyré, Marco Cuturi, et al. Computational optimal transport: With applications to data science. *Foundations and Trends® in Machine Learning*, 11(5-6):355–607, 2019.
- [67] Allan Pinkus. Approximation theory of the mlp model in neural networks. *Acta numerica*, 8:143–195, 1999.
- [68] Gareth O Roberts and Richard L Tweedie. Exponential convergence of langevin distributions and their discrete approximations. *Bernoulli*, pages 341–363, 1996.
- [69] Olaf Ronneberger, Philipp Fischer, and Thomas Brox. U-net: Convolutional networks for biomedical image segmentation. In *Medical image computing and computer-assisted intervention—MICCAI 2015: 18th international conference, Munich, Germany, October 5-9, 2015, proceedings, part III 18*, pages 234–241. Springer, 2015.
- [70] Ivan Rubachev, Nikolay Kartashev, Yury Gorishniy, and Artem Babenko. Tabred: A benchmark of tabular machine learning in-the-wild. *arXiv preprint arXiv:2406.19380*, 2024.
- [71] Filippo Santambrogio. Optimal transport for applied mathematicians. *Birkäuser, NY*, 55(58-63):94, 2015.

- [72] Igal Sason. On reverse pinsker inequalities. *arXiv preprint arXiv:1503.07118*, 2015.
- [73] Tobias Schröder, Zijing Ou, Jen Lim, Yingzhen Li, Sebastian Vollmer, and Andrew Duncan. Energy discrepancies: a score-independent loss for energy-based models. *Advances in Neural Information Processing Systems*, 36:45300–45338, 2023.
- [74] Liangliang Shi, Gu Zhang, Haoyu Zhen, Jintao Fan, and Junchi Yan. Understanding and generalizing contrastive learning from the inverse optimal transport perspective. In *International conference on machine learning*, pages 31408–31421. PMLR, 2023.
- [75] Yuyang Shi, Valentin De Bortoli, Andrew Campbell, and Arnaud Doucet. Diffusion schrödinger bridge matching. *Advances in Neural Information Processing Systems*, 36, 2024.
- [76] Yang Song and Diederik P Kingma. How to train your energy-based models. *arXiv preprint arXiv:2101.03288*, 2021.
- [77] Andrew M Stuart and Marie-Therese Wolfram. Inverse optimal transport. *SIAM Journal on Applied Mathematics*, 80(1):599–619, 2020.
- [78] Xiaole Tang, Xin Hu, Xiang Gu, and Jian Sun. Residual-conditioned optimal transport: Towards structure-preserving unpaired and paired image restoration. In *Forty-first International Conference on Machine Learning*, 2024.
- [79] Panagiotis Theodoropoulos, Nikolaos Komianos, Vincent Pacelli, Guan-Horng Liu, and Evangelos A Theodorou. Feedback schrödinger bridge matching. *arXiv preprint arXiv:2410.14055*, 2024.
- [80] Soumya Tripathy, Juho Kannala, and Esa Rahtu. Learning image-to-image translation using paired and unpaired training samples. In *Computer Vision–ACCV 2018: 14th Asian Conference on Computer Vision, Perth, Australia, December 2–6, 2018, Revised Selected Papers, Part II 14*, pages 51–66. Springer, 2019.
- [81] Francisco Vargas, Pierre Thodoroff, Austen Lamacraft, and Neil Lawrence. Solving schrödinger bridges via maximum likelihood. *Entropy*, 23(9):1134, 2021.
- [82] Florin-Alexandru Vasluianu, Andrés Romero, Luc Van Gool, and Radu Timofte. Shadow removal with paired and unpaired learning. In *Proceedings of the IEEE/CVF Conference on Computer Vision and Pattern Recognition*, pages 826–835, 2021.
- [83] Cédric Villani et al. *Optimal transport: old and new*, volume 338. Springer, 2009.
- [84] Christina Winkler, Daniel E. Worrall, Emiel Hoogeboom, and Max Welling. Learning likelihoods with conditional normalizing flows. *CoRR*, abs/1912.00042, 2019.
- [85] Zaifeng Yang and Zhenghua Chen. Learning from paired and unpaired data: Alternately trained cyclegan for near infrared image colorization. In *2020 IEEE International Conference on Visual Communications and Image Processing (VCIP)*, pages 467–470. IEEE, 2020.
- [86] Peiyu Yu, Yaxuan Zhu, Sirui Xie, Xiaojian Shawn Ma, Ruiqi Gao, Song-Chun Zhu, and Ying Nian Wu. Learning energy-based prior model with diffusion-amortized mcmc. *Advances in Neural Information Processing Systems*, 36:42717–42747, 2023.
- [87] Yuan Yuan, Siyuan Liu, Jiawei Zhang, Yongbing Zhang, Chao Dong, and Liang Lin. Un-supervised image super-resolution using cycle-in-cycle generative adversarial networks. In *Proceedings of the IEEE conference on computer vision and pattern recognition workshops*, pages 701–710, 2018.
- [88] Jun-Yan Zhu, Taesung Park, Phillip Isola, and Alexei A Efros. Unpaired image-to-image translation using cycle-consistent adversarial networks. In *Proceedings of the IEEE international conference on computer vision*, pages 2223–2232, 2017.
- [89] Yaxuan Zhu, Jianwen Xie, Ying Nian Wu, and Ruiqi Gao. Learning energy-based models by cooperative diffusion recovery likelihood. In *The Twelfth International Conference on Learning Representations*, 2024.

## A Neural Parameterization

Throughout the main text, we parameterized the cost  $c^\theta$  and potential  $f^\theta$  using log-sum-exp functions and Gaussian mixtures (see §3.3). At this point, a reader may naturally wonder whether more general parameterizations for  $c^\theta$  and  $f^\theta$  can be used in our method, such as directly parameterizing both with neural networks. In this section, we affirmatively address this question by providing a procedure to optimize our main objective  $\mathcal{L}(\theta)$  in (12) with general parameterizations for  $c^\theta$  and  $f^\theta$ .

### A.1 Algorithm Derivation

We note that a key advantage of our chosen parameterization (see §3.3) is that the normalizing constant  $Z_\theta$  appearing in  $\mathcal{L}(\theta)$  is available in the closed form. Unfortunately, this is not the case with general parameterizations of  $c^\theta$  and  $f^\theta$ , necessitating the use of more advanced optimization techniques. While the objective  $\mathcal{L}(\theta)$  itself may be intractable, we can derive its gradient, which is essential for optimization. The following proposition is derived in a manner similar to [56], who proposed methods for solving forward entropic OT problems with neural nets.

**Proposition A.1** (Gradient of our main loss (12)). *It holds that*

$$\begin{aligned} \frac{\partial}{\partial \theta} \mathcal{L}(\theta) = \varepsilon^{-1} & \left\{ \mathbb{E}_{x, y \sim \pi^*} \left[ \frac{\partial}{\partial \theta} c^\theta(x, y) \right] - \mathbb{E}_{y \sim \pi_y^*} \left[ \frac{\partial}{\partial \theta} f^\theta(y) \right] \right. \\ & \left. + \mathbb{E}_{x \sim \pi_x^*} \mathbb{E}_{y \sim \pi^\theta(y|x)} \left[ \frac{\partial}{\partial \theta} (f^\theta(y) - c^\theta(x, y)) \right] \right\}. \end{aligned} \quad (18)$$

The gradient formula eliminates the need for the intractable normalizing constant  $Z_\theta$ , but computing it still requires sampling from the current model  $y \sim \pi^\theta(\cdot|x)$ . Unlike the Gaussian mixture case in §3.3, we now only access the unnormalized density defined by  $c^\theta$  and  $f^\theta$ , which is not necessarily a Gaussian mixture. To address this, we rely on standard methods for sampling from unnormalized densities, such as Markov Chain Monte Carlo (MCMC) [5]. This enables practical gradient estimation and motivates the training procedure in Algorithm 1, where the conditional distribution is modeled as  $\pi^\theta(y|x) \propto \exp\left(\frac{f^\theta(y) - c^\theta(x, y)}{\varepsilon}\right)$ , with energy  $\varepsilon^{-1}(c^\theta(x, y) - f^\theta(y))$ .

---

#### Algorithm 1: Semi-supervised Learning via Energy-Based Modeling

---

**Input** : Paired samples  $XY_{\text{paired}} \sim \pi^*$ ; unpaired samples  $X_{\text{unpaired}} \sim \pi_x^*$ ,  $Y_{\text{unpaired}} \sim \pi_y^*$ ;  
 potential network  $f^\theta : \mathbb{R}^{D_y} \rightarrow \mathbb{R}$ , cost network  $c^\theta(x, y) : \mathbb{R}^{D_x} \times \mathbb{R}^{D_y} \rightarrow \mathbb{R}$ ;  
 number of Langevin steps  $K > 0$ , Langevin discretization step size  $\eta > 0$ ;  
 basic noise std  $\sigma_0 > 0$ ; batch sizes  $\hat{P}, \hat{Q}, \hat{R} > 0$ .

**Output** : trained potential network  $f^{\theta^*}$  and cost network  $c^{\theta^*}$  recovering  $\pi^*(y|x)$  from (9).

**for**  $i = 1, 2, \dots$  **do**

Derive batches  $\{\hat{x}_p, \hat{y}_p\}_{p=1}^{\hat{P}} = XY \sim \pi^*$ ,  $\{x_n\}_{n=1}^{\hat{Q}} = X \sim \pi_x^*$ ,  $\{y_r\}_{r=1}^{\hat{R}} = Y \sim \pi_y^*$ ;

Sample basic noise  $Y^{(0)} \sim \mathcal{N}(0, \sigma_0)$  of size  $\hat{Q}$ ;

**for**  $k = 1, 2, \dots, K$  **do**

Sample  $Z^{(k)} = \{z_q^{(k)}\}_{q=1}^{\hat{Q}}$ , where  $z_q^{(k)} \sim \mathcal{N}(0, 1)$ ;

Obtain  $Y^{(k)} = \{y_q^{(k)}\}_{q=1}^{\hat{Q}}$  with Langevin step:

$y_q^{(k)} \leftarrow y_q^{(k-1)} + \frac{\eta}{2\varepsilon} \cdot \text{stop\_grad} \left( \frac{\partial}{\partial y} [f^\theta(y) - c^\theta(x_q, y)] \Big|_{y=y_q^{(k-1)}} \right) + \sqrt{\eta} z_q^{(k)}$

$\hat{\mathcal{L}} \leftarrow \frac{1}{\hat{P}} \left[ \sum_{x_p, y_p \in XY} c^\theta(x_p, y_p) \right] + \frac{1}{\hat{Q}} \left[ \sum_{y_q^{(K)} \in Y^{(K)}} f^\theta(y_q^{(K)}) \right] - \frac{1}{\hat{R}} \left[ \sum_{y_r \in Y} f^\theta(y_r) \right]$ ;

Perform a gradient step over  $\theta$  by using  $\frac{\partial \hat{\mathcal{L}}}{\partial \theta}$ ;

---

In Algorithm 1, we use the Unadjusted Langevin Algorithm (ULA) [68], a standard MCMC method. For an in-depth discussion on EBM training methods, see the recent surveys [76, 16].

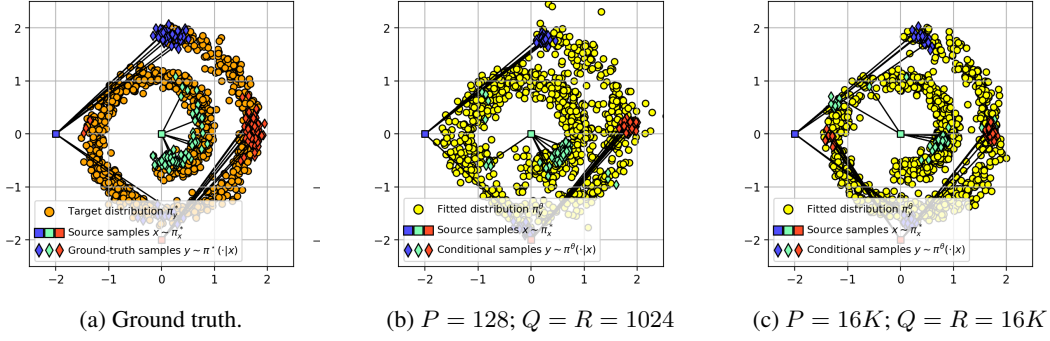


Figure 3: Performance of our Algorithm 1 in the *Gaussian*  $\rightarrow$  *Swiss Roll* mapping task (§5.1). We use MLPs to parametrize both the potential function  $f^\theta$  and the cost function  $c^\theta$ .

Our proposed *inverse* OT algorithm is closely related to the *forward* OT framework in [56, Algorithm 1], with key distinctions: **(1)** it learns the cost function  $c^\theta$  during training, and **(2)** it leverages both paired and unpaired data.

Below, we demonstrate a proof-of-concept performance of Algorithm 1 on two setups: an illustrative 2D example and colored images.

## A.2 Illustrative Example

**Setup.** We begin with a 2D example to showcase the capability of Algorithm 1 to learn conditional plans using a fully neural network-based parametrization. Specifically, we conduct experiments on the *Gaussian*  $\rightarrow$  *Swiss Roll* mapping problem (see §5.1) using two datasets: one containing 128 paired samples (described in §5.1) and another with 16K paired samples (detailed in Appendix C.3).

**Discussion.** It is worth noting that the model’s ability to fit the target distribution is influenced by the amount of labeled data used during training. When working with partially labeled samples (as shown in Figure 3b), the model’s fit to the target distribution is less accurate compared to using a larger dataset. However, even with limited labeled data, the model still maintains good accuracy in terms of the paired samples. On the other hand, when provided with fully labeled data (see Figure 3c), the model generates more consistent results and achieves a better approximation of the target distribution. A comparison of the results obtained using Algorithm 1 with neural network parametrization and those achieved using Gaussian parametrization (Figure 2n) reveals that Algorithm 1 exhibits greater instability. This observation aligns with the findings of [56, Section 2.2], which emphasize the instability and mode collapse issues commonly encountered when working with EBM.

**Implementation Details.** We employ MLPs with hidden layer configurations of [128, 128] and [256, 256, 256], using *LeakyReLU*(0.2) for the parametrization of the potential  $f^\theta$  and the cost  $c^\theta$ , respectively. The learning rates are set to  $lr_{\text{paired}} = 5 \times 10^{-4}$  and  $lr_{\text{unpaired}} = 2 \times 10^{-4}$ . The sampling parameters follow those specified in [56].

## A.3 Colored Images Example

**Setup.** We adapted an experiment from [56] using the colored MNIST dataset [8]. While the original task involved translating digit 2 into digit 3 using unpaired images, we modified the setup to demonstrate our method’s ability to perform translations according to paired data. Namely, we created pairs by shifting the hue [46] of the source images by  $120^\circ$ . Specifically, for a source image with a hue  $h$  in the range  $0^\circ \leq h < 360^\circ$ , the target image’s hue was set to  $(h + 120^\circ) \bmod 360^\circ$ .

**Discussion.** The results of this experiment are shown in Figure 4. Notably, our method successfully learned the color transformation using only 10 pairs (third row). Increasing the number of pairs to 200 further improved the quality of the translation (forth row).






Figure 4: Performance of our Algorithm 1 on the colored MNIST mapping task. Each pair consists of digits 2 and 3 with a hue shift of  $120^\circ$ . The first row shows the source images, the second row displays target images with ground-truth colors, the third row presents the mapping results for 10 pairs in the train data, and the fourth row shows results for 200 pairs.

**Implementation Details.** We adopt the same parameters as in [56], except for the cost function:

$$c^\theta(x, y) = \frac{1}{D_y} \|U_{\text{net}}^\theta - y\|_2^2.$$

Here, the dimensions of source and target spaces are  $D_x = D_y = 3 \times 32 \times 32$  and  $U_{\text{net}}^\theta : \mathbb{R}^{D_x} \rightarrow \mathbb{R}^{D_y}$  is a neural net function with U-Net architecture [69] with 16 layers. The first layer has 64 filters, and the number of filters doubles in each subsequent layer. The experiment was run for 10,000 iterations on a 2080 Ti GPU, completing in approximately 40 minutes.

#### A.4 Conclusion

It is important to recognize that the field of Energy-Based Models has undergone significant advancements in recent years, with the development of numerous scalable approaches. For examples of such progress, we refer readers to recent works by [31, 17, 25, 29] and other the references therein. Additionally, we recommend the comprehensive tutorial by [76, 16] for an overview of training methods for EBMs. Given these advancements, it is reasonable to expect that by incorporating more sophisticated techniques into our basic Algorithm 1, it may be possible to scale the method to handle high-dimensional setups, such as image data. However, exploring these scaling techniques is beyond the scope of the current paper, which primarily focuses on the general methodology for semi-supervised domain translation. The investigation of methods to further scale our approach as a promising future research avenue.

## B General Details of Experiments

### B.1 General Implementation Details

**Parametrization.** The depth and number of hidden layers vary depending on the experiment.

For  $f^\theta$  (15) we represent:

- $w_n$  as  $\log w_n$ ,
- $b_n$  directly as a vector,
- the matrix  $B_n$  in diagonal form, with  $\log(B_n)_{i,i}$  on its diagonal. This choice not only reduces the number of learnable parameters in  $\theta_f$  but also enables efficient computation of  $B_n^{-1}$  with a time complexity of  $\mathcal{O}(D_y)$ .

For  $c^\theta$  (14), we represent:

- $v_m(x)$  as a multilayer perceptron (MLP) with ReLU activations [2] and a LogSoftMax output layer,
- $a_m(x)$  as an MLP with ReLU activations.

**Optimizers.** We employ two separate Adam optimizers [48] with different step sizes for paired and unpaired data to enhance convergence.

### Initialization.

- $\log w_n$  as  $\log \frac{1}{n}$ ,
- $b_n$  using random samples from  $\pi_y^*$ ,
- $\log(B_n)_{j,j}$  with  $\log(0.1)$ ,
- for the neural networks, we use the default PyTorch initialization [6],
- $\varepsilon = 1$  for all experiments, since the solver is independent of  $\varepsilon$ , as discussed in §2.2.

## B.2 Gaussian To Swiss Roll Mapping

**Implementation Details.** We choose the parameters as follows:  $N = 50$ ,  $M = 25$ , with learning rates  $lr_{\text{paired}} = 3 \times 10^{-4}$  and  $lr_{\text{unpaired}} = 0.001$ . We utilize a two-layer MLP network for the function  $a_m(x)$  and a single-layer MLP for  $v_m(x)$ . The experiments are executed in parallel on a 2080 Ti GPU for a total of 25,000 iterations, taking approximately 20 minutes to complete.

## B.3 Weather prediction

We select two distinct months from the dataset and translate the meteorological features from the source month (January) to the target month (June). To operate at the monthly scale, we represent a source data point  $x \in \mathbb{R}^{188}$  as the mean and standard deviation of the features collected at a specific location over the source month. The targets  $y \in \mathbb{R}^{94}$  correspond to individual measurements in the target month. Pairs are constructed by aligning a source data point with the target measurements at the same location. Consequently, multiple target data points  $y$  may correspond to a single source point  $x$  and represent samples from conditional distributions  $\pi^*(y|x)$ . The measurements from non-aligned locations are treated as unpaired.

We obtain 500 unpaired and 192 paired data samples. For testing, 100 pairs are randomly selected.

**Implementation details.** In general, we consider the same setting as in B.2. Specifically, we set  $N = 10$ ,  $M = 1$  and the number of optimization steps to 30,000. The baseline uses an MLP network with the same number of parameters, predicting the parameters of a mixture of 10 Gaussians.

# C Gaussian To Swiss Roll Mapping

## C.1 Transportation cost matrix

To create the ground truth plan  $\pi^*$ , we utilize the following procedure: sample a mini-batch of size 64 and then determine the optimal mapping using the entropic Sinkhorn algorithm, as outlined in [20] and implemented in [27]. This process is repeated  $P$  times to generate the required number of pairs.

We define the cost matrix for mini-batch OT as  $C = \min(C^{+\varphi}, C^{-\varphi})$ , where  $C^{\pm\varphi}$  represents matrices of pairwise  $\ell_2$  distances between  $x$  and  $-y^{\pm\varphi}$ , with  $-y^{\pm\varphi}$  denoting the vector  $-y$  rotated by an angle of  $\varphi = \pm 90^\circ$ . In other words,  $x \sim \pi_x^*$  maps to  $y$  located on the opposite side of the Swiss Roll, rotated by either  $\varphi$  or  $-\varphi$ , as shown in Figure 2m.

Method	Paired $(x, y) \sim \pi^*$	Unpaired $x \sim \pi_x^*$	Unpaired $y \sim \pi_y^*$
Regression	✓	✗	✗
UGAN + $\ell^2$	✓	✓	✓
CGAN	✓	✓	✗
CondNF	✓	✗	✗
CondNF (SS)	✓	✓	✓
GNOT	✓	✓	✓
DCPEME	✓	✓	✓
parOT	✓	✓	✓
OTCS	✓	✓	✓
CGMM (SS)	✓	✓	✓
<b>Our method</b>	✓	✓	✓

Table 3: The ability to use paired/unpaired data by various models.

## C.2 Baseline Details

This section details the loss functions employed by the baseline models, providing context and explanation for the data usage summarized in Table 3. Furthermore, it explains a straightforward adaptation of the log-likelihood loss function presented in (8) to accommodate unpaired data, offering

a natural comparative approach to the method proposed in our work. Finally, it includes details about our reproduction of other methods and their discussion.

## 1. Standard generative & predictive models:

- **Regression Model** (MLP) uses the following simple  $\ell^2$  loss

$$\min_{\theta} \mathbb{E}_{(x,y) \sim \pi^*} \|y - G_{\theta}(x)\|^2,$$

where  $G_{\theta} : \mathcal{X} \rightarrow \mathcal{Y}$  is a generator MLP with trainable parameters  $\theta$ . Clearly, such a model can use only paired data. Furthermore, it is known that the optimal regressor  $G^*$  coincides with  $\mathbb{E}_{y \sim \pi^*}(\cdot|x)y$ , i.e., predicts the conditional expectation. Therefore, such a model will never learn the true data distribution unless all  $\pi^*(\cdot|x)$  are degenerate.

- **Conditional GAN** uses the following min max loss:

$$\min_{\theta} \max_{\phi} \left[ \underbrace{\mathbb{E}_{x,y \sim \pi^*} \log(D_{\phi}(y|x))}_{\text{Joint, requires pairs } (x,y) \sim \pi^*} + \underbrace{\mathbb{E}_{x \sim \pi_x^*} \mathbb{E}_{z \sim p_z} \log(1 - D_{\phi}(G_{\theta}(z|x)|x))}_{\text{Marginal, requires } x \sim \pi_x^*} \right],$$

where  $G_{\theta} : \mathcal{Z} \times \mathcal{X} \rightarrow \mathcal{Y}$  is the conditional generator with parameters  $\theta$ ,  $p_z$  is a distribution on latent space  $\mathcal{Z}$ , and  $D_{\phi} : \mathcal{Y} \times \mathcal{X} \rightarrow (0,1)$  is the conditional discriminator with parameters  $\phi$ . It is clear that the model can use not only paired data during the training, but also samples from  $\pi_x^*$ . The minimum of this loss is achieved when  $G_{\theta}(\cdot|x)$  generates  $\pi^*(\cdot|x)$  from  $p_z$ .

- **Unconditional GAN +  $\ell^2$  loss** optimizes the following min max objective:

$$\min_{\theta} \max_{\phi} \left[ \underbrace{\lambda \mathbb{E}_{(x,y) \sim \pi^*} \mathbb{E}_{z \sim p_z} \|y - G_{\theta}(x,z)\|^2}_{\text{Joint, requires pairs } (x,y) \sim \pi^*} + \underbrace{\mathbb{E}_{y \sim \pi_y^*} \log(D_{\phi}(y))}_{\text{Marginal, requires } y \sim \pi_y^*} + \underbrace{\mathbb{E}_{x \sim \pi_x^*} \mathbb{E}_{z \sim p_z} \log(1 - D_{\phi}(G_{\theta}(x,z)))}_{\text{Marginal, requires } x \sim \pi_x^*} \right],$$

where  $\lambda > 0$  is a hyperparameter and  $G_{\theta} : \mathcal{X} \times \mathcal{Z} \rightarrow \mathcal{Y}$  is the stochastic generator. Compared to the unconditional case, the main idea here is to use the unconditional discriminator  $D_{\phi} : \mathcal{Y} \rightarrow (0,1)$ . This allows using unpaired samples from  $\pi_y^*$ . However, using only GAN loss would ignore the paired information in any form, this is why the supervised  $\ell^2$  loss is added ( $\lambda = 1$ ). We note that this model has a trade-off between the target matching loss (GAN loss) and regression loss (which suffers from averaging). Hence, the model is unlikely to learn the true paired data distribution and can be considered as a heuristic loss for using both paired and unpaired data. Overall, we believe this baseline is representative of many existing GAN-based solutions [80, §3.5], [45, §3.3], [85, §C], [82, §3], which use objectives that are *ideologically* similar to this one for paired and unpaired data.

- **Conditional Normalizing Flow** [84] learns an explicit density model

$$\pi^{\theta}(y|x) = p_z(G_{\theta}^{-1}(y|x)) \left| \frac{\partial G_{\theta}^{-1}(y|x)}{\partial y} \right|$$

via optimizing log-likelihood (8) of the paired data. Here  $G_{\theta} : \mathcal{Z} \times \mathcal{X} \rightarrow \mathcal{Y}$  is the conditional generator function. It is assumed that  $\mathcal{Z} = \mathcal{Y}$  and  $G_{\theta}(\cdot|x)$  is invertible and differentiable. In the implementation, we use the well-celebrated RealNVP neural architecture [23]. The optimal values are attained when the generator  $G_{\theta}(\cdot|x)$  indeed generates  $\pi^{\theta}(\cdot|x) = \pi^*(\cdot|x)$ .

The conditional flow is expected to accurately capture the true conditional distributions, provided that the neural architecture is sufficiently expressive and there is an adequate amount of paired data available. However, as mentioned in §3.1, a significant challenge arises in integrating unpaired data into the learning process. For instance, approaches such as those proposed by [10, 42] aim to extend normalizing flows to a semi-supervised context. However, these methods primarily assume that the input conditions  $x$  are discrete, making it difficult to directly apply their frameworks to our continuous case. For completeness, below we discuss a variant of the log-likelihood loss [10, Eq. 1] when both  $x, y$  are continuous.

## 2. Semi-supervised log-likelihood methods [10, 42]:

- **Semi-supervised Conditional Normalizing Flows.** As noted by the the authors, a natural strategy for log-likelihood semi-supervised training that leverages both paired and unpaired data is to optimize the following loss:

$$\max_{\theta} \left[ \underbrace{\mathbb{E}_{(x,y) \sim \pi^*} \log \pi^{\theta}(y|x)}_{\text{Joint, requires pairs } (x,y) \sim \pi^*} + \underbrace{\mathbb{E}_{y \sim \pi_y^*} \log \pi^{\theta}(y)}_{\text{Marginal, requires } y \sim \pi_y^*} \right]. \quad (19)$$

This straightforward approach involves adding the unpaired data component,  $\mathbb{E}_{y \sim \pi_y^*} \log \pi^\theta(y)$  to the loss function alongside the standard paired data component (8). While loss (19) looks natural, its optimization is **highly non-trivial** since the marginal log-likelihood  $\log \pi^\theta(y)$  is not directly available. In fact, [10, 42] use this loss *exclusively* in the case when  $x$  is a discrete object, e.g., the class label  $x \in \{1, 2, \dots, K\}$ . In this case  $\log \pi^\theta(y)$  can be analytically computed:

$$\log \pi^\theta(y) = \log \mathbb{E}_{x \sim \pi_x^*} \pi^\theta(y|x) = \log \sum_{k=1}^K \pi^\theta(y|x=k) \pi_x^*(x=k),$$

and  $\pi_x^*(x=k)$  are known class probabilities. Unfortunately, in the continuous case  $\pi_x^*(x)$  is typically not available explicitly, and one has to exploit **approximations** such as

$$\log \pi^\theta(y) = \log \mathbb{E}_{x \sim \pi_x^*} \pi^\theta(y|x) \approx \log \frac{1}{Q} \sum_{q=1}^Q \log \pi^\theta(y|x_q),$$

where  $x_q$  are train (unpaired) samples. However, such Monte-Carlo estimates are generally **biased** (because of the logarithm) and do not lead to good results, especially in high dimensions. Nevertheless, for completeness, we also test how this approach performs. In our 2D example (Figure 2e), we found there is no significant difference between this loss and the fully supervised loss (8): both models incorrectly map to the target and fail to learn conditional distributions.

- **Semi-supervised Conditional Gaussian Mixture Model.** Using the natural loss (19) for semi-supervised learning, one could also consider a (conditional) Gaussian mixture parametrization for  $\pi^\theta(y|x)$  instead of the normalizing flow. For completeness, we include this baseline for comparison. Using the same Gaussian mixture parametrization (16) as in our method, we observed that this loss quickly overfits and leads to degenerate solutions, as shown in Figure 2j.
3. **Semi-supervised Methods.** These methods are designed to learn deterministic OT maps with general cost functions and, as a result, cannot capture stochastic conditional distributions.
- **Neural optimal transport with pair-guided cost functional** [9, GNOT]. This method employs a general cost function for the neural optimal transport approach, utilizing a neural network parametrization for the mapping function and potentials. In our experiments, we focus on the paired cost function setup, enabling the use of both paired and unpaired data. We use the publicly available implementation<sup>2</sup>, which has been verified through toy experiments provided in the repository.
  - **Differentiable cost-parameterized entropic mapping estimator** [41, DCPHEME]. We obtained the implementation from the authors but were unable to achieve satisfactory performance. This is likely due to the deterministic map produced by their method based on the entropic map estimator from [21]. In particular, scenarios where nearby or identical points are mapped to distant locations may introduce difficulties, potentially leading to optimization stagnation during training.
  - **Parametric Pushforward Estimation With Map Constraints** [63, parOT]<sup>3</sup>. We evaluated this method using the  $\ell_2$  cost function, where it performed as expected. However, on our setup, the method occurred unsuitable because it learns a fully deterministic transport map, which lacks the flexibility needed to model stochastic multimodal mapping. This limitation is visually evident in Figure 5h.
  - **Optimal Transport-guided Conditional Score-based diffusion model.** [34, OTCS]. We evaluated this method on a two-dimensional example from their GitHub repository<sup>4</sup>, where it performed as expected. However, when applied to our setup (described in §5.1), the method failed to yield satisfactory results, even when provided with a large amount of training data (refer to Figure 5i and detailed in Appendix C.3).

### C.3 Baselines for Swiss Roll with the Large Amount of Data (16k)

In this section, we show the results of training of the baselines on the large amount of both paired (16K) and unpaired (16K) data (Figure 5). Recall that the ground truth  $\pi^*$  is depicted in Figure 2m.

<sup>2</sup><https://github.com/machinestein/GNOT>

<sup>3</sup><https://github.com/natalieklein229/uq4ml/tree/parot>

<sup>4</sup><https://github.com/XJTU-XGU/OTCS/>

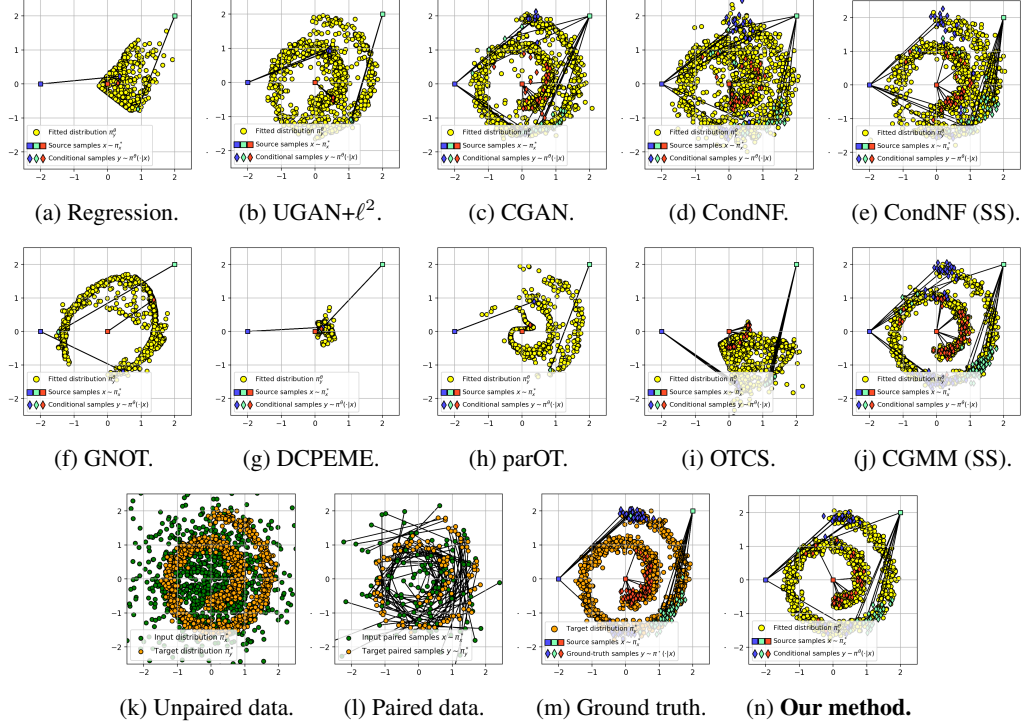


Figure 5: Comparison of the mapping learned by baselines on *Gaussian*  $\rightarrow$  *Swiss Roll* task (§5.1). We use  $P = 16K$  paired data,  $Q = R = 16K$  unpaired data for training.

As expected, Regression fails to learn anything meaningful due to the averaging effect (Figure 5a). In contrast, the unconditional GAN+ $\ell^2$  (Figure 5b) nearly succeeds in generating the target data  $\pi_{y^*}$ , but the learned plan is still incorrect, also due to the averaging effect. Given a sufficient amount of training data, **Conditional GAN** (Figure 5c) nearly succeeds in learning the true conditional distributions  $\pi^*(\cdot|x)$ . The same applies to the conditional normalizing flow (Figure 5d), but its results are slightly worse, presumably due to the limited expressiveness of invertible flow architecture.

Experiments using the natural semi-supervised loss function in (19) demonstrate that this loss function can reasonably recover the conditional mapping with both CondNF (Figure 5e) and CGMM (Figure 5j) parameterizations. However, it requires significantly more training data compared to our proposed loss function (12). This conclusion is supported by the observation that the CGMM model trained with (19) tends to overfit, as shown in Figure 2j. In contrast, our method, which uses the objective (12), achieves strong results, as illustrated in Figure 2n.

Other methods, unfortunately, also struggle to handle this illustrative 2D task effectively, despite their success in large-scale problems. This discrepancy raises questions about the theoretical justification and general applicability of these methods, particularly in scenarios where simpler tasks reveal limitations not evident in more complex settings.

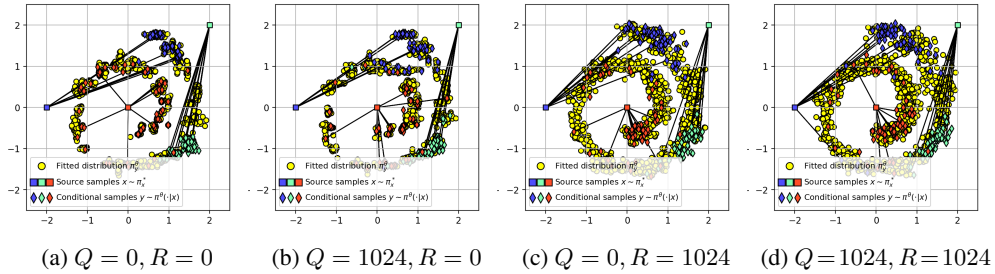


Figure 6: Ablation study analyzing the impact of varying source and target data point quantities on the learned mapping for the *Gaussian*  $\rightarrow$  *Swiss Roll* task (using  $P = 128$  paired samples).

## C.4 Ablation study

In this section, we conduct an ablation study to address the question posed in §3.1 regarding how the number of source and target samples influences the quality of the learned mapping. The results, shown in Figure 6, indicate that the quantity of target points  $R$  has a greater impact than the number of source points  $Q$  (compare Figure 6c with Figure 6b). Additionally, it is evident that the inclusion of unpaired data helps mitigate over-fitting, as demonstrated in Figure 6a.

## D Proofs

### D.1 Loss Derivation

Below, we present a step-by-step derivation of the mathematical transitions, allowing the reader to follow and verify the validity of our approach. We denote as  $C_1, C_2$  all terms that are not involved in learning the conditional plan  $\pi^\theta(y|x)$ , i.e., not dependent on  $\theta$  or marginal distributions such as  $\pi_x^*$ . Starting from (5), we deduce

$$\begin{aligned}
\text{KL}(\pi^* \parallel \pi^\theta) &= \mathbb{E}_{x,y \sim \pi^*} \log \frac{\pi_x^*(x) \pi^*(y|x)}{\pi_x^\theta(x) \pi^\theta(y|x)} = \mathbb{E}_{x \sim \pi_x^*} \log \frac{\pi_x^*(x)}{\pi_x^\theta(x)} + \mathbb{E}_{x,y \sim \pi^*} \log \frac{\pi^*(y|x)}{\pi^\theta(y|x)} = \\
&\text{KL}(\pi_x^* \parallel \pi_x^\theta) + \mathbb{E}_{x \sim \pi_x^*} \mathbb{E}_{y \sim \pi^*(\cdot|x)} \log \frac{\pi^*(y|x)}{\pi^\theta(y|x)} = \underbrace{\text{KL}(\pi_x^* \parallel \pi_x^\theta)}_{\text{Marginal}} + \underbrace{\mathbb{E}_{x \sim \pi_x^*} \text{KL}(\pi^*(\cdot|x) \parallel \pi^\theta(\cdot|x))}_{\text{Conditional}} = \\
&C_1 + \mathbb{E}_{x \sim \pi_x^*} \mathbb{E}_{y \sim \pi^*(\cdot|x)} \log \frac{\pi^*(y|x)}{\pi^\theta(y|x)} = C + \mathbb{E}_{x \sim \pi_x^*} \mathbb{E}_{y \sim \pi^*(\cdot|x)} [\log \pi^*(y|x) - \log \pi^\theta(y|x)] = \\
&C_1 - \mathbb{E}_{x \sim \pi_x^*} \text{H}(\pi^*(\cdot|x)) - \mathbb{E}_{x,y \sim \pi^*} \log \pi^\theta(y|x) = C_2 - \mathbb{E}_{x,y \sim \pi^*} \log \pi^\theta(y|x) \stackrel{(9)}{=} \\
&C_2 - \mathbb{E}_{x,y \sim \pi^*} \log \frac{\exp(-E^\theta(y|x))}{Z^\theta(x)} = C_2 + \mathbb{E}_{x,y \sim \pi^*} E^\theta(y|x) + \mathbb{E}_{x,y \sim \pi^*} \log Z^\theta(x) \stackrel{(11)}{=} \\
&C_2 + \mathbb{E}_{x,y \sim \pi^*} \frac{c^\theta(x,y) - f^\theta(y)}{\varepsilon} + \mathbb{E}_{x,y \sim \pi^*} \log Z^\theta(x) = \\
&C_2 + \varepsilon^{-1} \mathbb{E}_{x,y \sim \pi^*} [c^\theta(x,y)] - \varepsilon^{-1} \mathbb{E}_{x,y \sim \pi^*} f^\theta(y) + \mathbb{E}_{x,y \sim \pi^*} \log Z^\theta(x) = \\
&C_2 + \varepsilon^{-1} \mathbb{E}_{x,y \sim \pi^*} [c^\theta(x,y)] - \varepsilon^{-1} \mathbb{E}_{y \sim \pi_y^*} \mathbb{E}_{x \sim \pi^*(\cdot|y)} f^\theta(y) + \mathbb{E}_{x \sim \pi_x^*} \mathbb{E}_{y \sim \pi^*(\cdot|x)} \log Z^\theta(x) = \\
&C_2 + \varepsilon^{-1} \mathbb{E}_{x,y \sim \pi^*} [c^\theta(x,y)] - \varepsilon^{-1} \mathbb{E}_{y \sim \pi_y^*} f^\theta(y) \underbrace{\mathbb{E}_{x \sim \pi^*(\cdot|y)} 1}_{=1} + \mathbb{E}_{x \sim \pi_x^*} \log Z^\theta(x) \underbrace{\mathbb{E}_{y \sim \pi^*(\cdot|x)} 1}_{=1} = \\
&C_2 + \varepsilon^{-1} \mathbb{E}_{x,y \sim \pi^*} [c^\theta(x,y)] - \varepsilon^{-1} \mathbb{E}_{y \sim \pi_y^*} f^\theta(y) + \mathbb{E}_{x \sim \pi_x^*} \log Z^\theta(x).
\end{aligned}$$

The mathematical derivation presented above demonstrates that our defined loss function (12) is essentially a framework for minimizing KL-divergence. In other words, when the loss (12) equals to  $-C_2$ , it implies that we have successfully recovered the true conditional plan  $\pi^*$  in the KL sense.

### D.2 Expressions for the Gaussian Parametrization

*Proof of Proposition 3.1.* Our parametrization of the cost  $c^\theta$  (14) and the dual potential  $f^\theta$  (15) gives:

$$\begin{aligned}
\exp\left(\frac{f^\theta(y) - c^\theta(x,y)}{\varepsilon}\right) &= \exp\left(\log \sum_{n=1}^N w_n \mathcal{N}(y | b_n, \varepsilon B_n) + \log \sum_{m=1}^M v_m(x) \exp\left(\frac{\langle a_m(x), y \rangle}{\varepsilon}\right)\right) \\
&= \sum_{m=1}^M \sum_{n=1}^N \frac{v_m(x) w_n}{\sqrt{\det(2\pi \varepsilon^{-1} B_n^{-1})}} \exp\left(-\frac{1}{2}(y - b_n)^\top \frac{B_n^{-1}}{\varepsilon} (y - b_n) + \frac{\langle a_m(x), y \rangle}{\varepsilon}\right)
\end{aligned}$$

We now rewrite the expression inside the exponent, scaled by  $-2\varepsilon$ , using the symmetry of  $B_n$ , to cast it into a Gaussian mixture form:

$$\begin{aligned} (y - b_n)^\top B_n^{-1} (y - b_n) - 2\langle a_m(x), y \rangle &= y^\top B_n^{-1} y - 2b_n^\top B_n^{-1} y + b_n^\top B_n^{-1} b_n - 2\langle a_m(x), y \rangle = \\ &= y^\top B_n^{-1} y - 2 \underbrace{(b_n + B_n a_m(x))^\top}_{\stackrel{\text{def}}{=} d_{mn}^\top(x)} B_n^{-1} y + b_n^\top B_n^{-1} b_n = \\ &= (y - d_{mn}(x))^\top B_n^{-1} (y - d_{mn}(x)) + b_n^\top B_n^{-1} b_n - d_{mn}^\top(x) B_n^{-1} d_{mn}(x). \end{aligned}$$

Afterwards, we rewrite the last two terms:

$$\begin{aligned} b_n^\top B_n^{-1} b_n - d_{mn}^\top(x) B_n^{-1} d_{mn}(x) &= b_n^\top B_n^{-1} b_n - (b_n + B_n a_m(x))^\top B_n^{-1} (b_n + B_n a_m(x)) = \\ &= \underbrace{b_n^\top B_n^{-1} b_n - b_n^\top B_n^{-1} b_n}_{=0} - \underbrace{b_n^\top B_n^{-1} B_n a_m(x)}_{=I} - \underbrace{a_m^\top(x) B_n B_n^{-1} b_n}_{=I} - \underbrace{a_m^\top(x) B_n B_n^{-1} B_n a_m(x)}_{=I} = \\ &= -a_m^\top(x) B_n a_m(x) - 2b_n^\top a_m(x). \end{aligned}$$

Finally, we get

$$\begin{aligned} \exp\left(\frac{f^\theta(y) - c^\theta(x, y)}{\varepsilon}\right) &= \sum_{m=1}^M \sum_{n=1}^N \underbrace{w_n v_m(x) \exp\left(\frac{a_m^\top(x) B_n a_m(x) + 2b_n^\top a_m(x)}{2\varepsilon}\right)}_{\stackrel{\text{def}}{=} z_{mn}(x)} \\ &\cdot \underbrace{\frac{1}{\sqrt{\det(2\pi\varepsilon^{-1} B_n^{-1})}} \exp\left(-\frac{1}{2}(y - d_{mn}(x))^\top \frac{B_n^{-1}}{\varepsilon} (y - d_{mn}(x))\right)}_{=\mathcal{N}(y \mid d_{mn}(x), \varepsilon B_n)}, \end{aligned}$$

and, since  $\int_{\mathcal{Y}} \mathcal{N}(y \mid d_{mn}(x), \varepsilon B_n) dy = 1$ , the normalization constant simplifies to the sum of  $z_{mn}(x)$ :

$$\begin{aligned} Z^\theta(x) &= \int_{\mathcal{Y}} \exp\left(\frac{f^\theta(y) - c^\theta(x, y)}{\varepsilon}\right) dy \\ &= \int_{\mathcal{Y}} \sum_{m=1}^M \sum_{n=1}^N z_{mn}(x) \mathcal{N}(y \mid d_{mn}(x), \varepsilon B_n) dy = \sum_{m=1}^M \sum_{n=1}^N z_{mn}(x). \end{aligned}$$

□

*Proof of Proposition 3.2.* Combining equations (9), (11) and derivation above, we seamlessly obtain the expression (16) needed for Proposition 3.2. □

### D.3 Gradient of our Loss for Energy-Based Modeling

*Proof of Proposition A.1.* Direct differentiation of (12) gives:

$$\frac{\partial}{\partial \theta} \mathcal{L}(\theta) = \varepsilon^{-1} \mathbb{E}_{x, y \sim \pi^*} \left[ \frac{\partial}{\partial \theta} c^\theta(x, y) \right] - \varepsilon^{-1} \mathbb{E}_{y \sim \pi_y^*} \left[ \frac{\partial}{\partial \theta} f^\theta(y) \right] + \mathbb{E}_{x \sim \pi_x^*} \left[ \frac{\partial}{\partial \theta} \log Z^\theta(x) \right]. \quad (20)$$

Recalling expression for the normalization constant, the last term can be expressed as follows:

$$\begin{aligned} \mathbb{E}_{x \sim \pi_x^*} \left[ \frac{1}{Z^\theta(x)} \frac{\partial}{\partial \theta} Z^\theta(x) \right] &= \mathbb{E}_{x \sim \pi_x^*} \left[ \frac{1}{Z^\theta(x)} \int_{\mathcal{Y}} \frac{\partial}{\partial \theta} \exp\left(\frac{f^\theta(y) - c^\theta(x, y)}{\varepsilon}\right) dy \right] = \\ &= \mathbb{E}_{x \sim \pi_x^*} \left[ \frac{1}{Z^\theta(x)} \int_{\mathcal{Y}} \frac{\frac{\partial}{\partial \theta} (f^\theta(y) - c^\theta(x, y))}{\varepsilon} \exp\left(\frac{f^\theta(y) - c^\theta(x, y)}{\varepsilon}\right) dy \right] = \\ &= \varepsilon^{-1} \mathbb{E}_{x \sim \pi_x^*} \left[ \int_{\mathcal{Y}} \frac{\partial}{\partial \theta} (f^\theta(y) - c^\theta(x, y)) \underbrace{\left\{ \frac{1}{Z^\theta(x)} \exp\left(\frac{f^\theta(y) - c^\theta(x, y)}{\varepsilon}\right) \right\}}_{\pi^\theta(y|x)} dy \right]. \end{aligned}$$

From equation above we obtain:

$$\begin{aligned} \frac{\partial}{\partial \theta} \mathcal{L}(\theta) = \varepsilon^{-1} & \left\{ \mathbb{E}_{x,y \sim \pi^*} \left[ \frac{\partial}{\partial \theta} c^\theta(x, y) \right] - \mathbb{E}_{y \sim \pi_y^*} \left[ \frac{\partial}{\partial \theta} f^\theta(y) \right] \right. \\ & \left. + \mathbb{E}_{x \sim \pi_x^*} \mathbb{E}_{y \sim \pi^\theta(y|x)} \left[ \frac{\partial}{\partial \theta} (f^\theta(y) - c^\theta(x, y)) \right] \right\}, \end{aligned}$$

which concludes the proof.  $\square$

#### D.4 Universal Approximation

Our objective is to set up and use the very general universal approximation result in [1, Theorem 3.8]. Hereinafter, we use the following notation that slightly abuse notation from the main text.

**Intra-Section Notation.** For any  $D \in \mathbb{N}$  we denote the Lebesgue measure on  $\mathbb{R}^D$  by  $\lambda_D$ , suppressing the subscript  $D$  whenever clear from its context, we use  $L_+^1(\mathbb{R}^D)$  to denote the set of Lebesgue integrable (equivalence class of) functions  $f : \mathbb{R}^D \rightarrow \mathbb{R}$  for which  $\int f(x) \lambda(dx) = 1$  and  $f \geq 0$   $\lambda$ -a.e.; i.e. Lebesgue-densities of probability measures. We use  $\mathcal{P}_1^+(\mathbb{R}^D)$  to denote the space of all Borel probability measures on  $\mathbb{R}^D$  which are absolutely continuous with respect to  $\lambda$ , metrized by the total variation distance  $d_{TV}$ . For any  $D \in \mathbb{N}$ , we denote the set of  $D \times D$  positive-definite matrices by  $\text{PD}_D$ . Additionally, for any  $N \in \mathbb{N}$ , we define the  $N$ -simplex by  $\Delta_N \stackrel{\text{def.}}{=} \{u \in [0, 1]^N : \sum_{n=1}^N u_n = 1\}$ . We also denote floor operation for any  $x \in \mathbb{R}$  as  $\lfloor x \rfloor \stackrel{\text{def.}}{=} \max\{n \in \mathbb{Z} \mid n \leq x\}$ .

**Lemma D.1** (The Space  $(\mathcal{P}_1^+(\mathbb{R}^D), d_{TV})$  is quantizable by Gaussian Mixtures). *For every  $N \in \mathbb{N}$ , let  $D_N \stackrel{\text{def.}}{=} \frac{N}{2}((D^2 + 3D + 2))$  and define the map*

$$\begin{aligned} GMM_N : \mathbb{R}^{D_N} = \mathbb{R}^N \times \mathbb{R}^{ND} \times \mathbb{R}^{\frac{N}{2}D(D+1)} & \rightarrow \mathcal{P}_1^+(\mathbb{R}^D) \\ (w, \{b_n\}_{n=1}^N, \{B_n\}_{n=1}^N) & \mapsto \sum_{n=1}^N \text{Proj}_{\Delta_N}(w)_n \nu(b_n, \varphi(B_n)), \end{aligned}$$

where  $\text{Proj}_{\Delta_N} : \mathbb{R}^N \mapsto \Delta_N$  is the  $\ell^2$  orthogonal projection of  $\mathbb{R}^N$  onto the  $N$ -simplex  $\Delta_N$  and  $\nu(b_n, \varphi(B_n))$  is the Gaussian measure on  $\mathbb{R}^D$  with mean  $b_n$ , and non-singular covariance matrix given by  $\varphi(B_n)$  where  $\varphi : \mathbb{R}^{D(D+1)/2} \rightarrow \text{PD}_D$  is given for each  $B \in \mathbb{R}^{D(D+1)/2}$  by

$$\varphi(B) \stackrel{\text{def.}}{=} \exp \left( \begin{pmatrix} B_1 & B_2 & \dots & B_D \\ B_2 & B_3 & \dots & B_{2D-1} \\ \vdots & \ddots & & \vdots \\ B_D & B_{2D-1} & \dots & B_{D(D+1)/2} \end{pmatrix} \right), \quad (21)$$

where  $\exp$  is the matrix exponential on the space of  $D \times D$  matrices. Then, the family  $(GMM_n)_{n=1}^\infty$  is a quantization of  $(\mathcal{P}_1^+(\mathbb{R}^D), d_{TV})$  in the sense of [1, Definition 3.2].

*Proof.* As implied by [7, Equation (3.10) in Proposition 7] every Gaussian measure  $\mathcal{N}(m, \Sigma) := \mu$  on  $\mathbb{R}^D$  with mean  $m \in \mathbb{R}^D$ , symmetric positive-definite covariance matrix  $\Sigma$  can be represented as

$$\mu = \mathcal{N}(m, \varphi(X)) \quad (22)$$

for some (unique) vector  $X \in \mathbb{R}^{D(D+1)/2}$ . Therefore, by definition of a quantization, see [1, Definition 3.2], it suffices to show that the family of Gaussian mixtures is dense in  $(\mathcal{P}_1^+(\mathbb{R}^D), d_{TV})$ .

Now, let  $\nu \in \mathcal{P}_1^+(\mathbb{R}^D)$  be arbitrary. By definition of  $\mathcal{P}_1^+(\mathbb{R}^D)$  the measure  $\nu$  admits a Radon-Nikodym derivative  $f \stackrel{\text{def.}}{=} \frac{D\nu}{D\lambda}$ , with respect to the  $D$ -dimensional Lebesgue measure  $\lambda$ . Moreover, by the Radon-Nikodym theorem,  $f \in L_\mu^1(\mathbb{R}^D)$ ; and by since  $\mu$  is a probability measure then  $\nu \in L_+^1(\mathbb{R}^D)$ .

Since compactly-supported smooth functions are dense in  $L_+^1(\mathbb{R}^D)$  then, for every  $\varepsilon > 0$ , there exists some  $\tilde{f} \in C_c^\infty(\mathbb{R}^D)$  with  $\tilde{f} \geq 0$  such that

$$\|f - \tilde{f}\|_{L^1(\mathbb{R}^D)} < \frac{\varepsilon}{3}. \quad (23)$$



Since  $C_c^\infty(\mathbb{R}^D)$  is dense in  $L^1(\mathbb{R}^D)$  then we may without loss of generality re-normalize  $\tilde{f}$  to ensure that it integrates to 1.

Since  $\tilde{f}$  is compactly supported and approximates  $f$ , then (if  $f$  is non-zero, which it cannot be as it integrates to 1) then it cannot be analytic, and thus it is non-polynomial. For every  $\delta > 0$ , let  $\varphi_\delta$  denote the density of the  $D$ -dimensional Gaussian probability measure with mean 0 and isotropic covariance  $\delta I_D$  (where  $I_D$  is the  $D \times D$  identity matrix). Therefore, the proof of [67, Proposition 3.7] (or any standard mollification argument) shows that we can pick  $\delta \stackrel{\text{def.}}{=} \delta(\varepsilon) > 0$  small enough so that the convolution  $\tilde{f} \star \varphi_\delta$  satisfies

$$\|\tilde{f} - \tilde{f} \star \varphi_\delta\|_{L^1(\mathbb{R}^D)} < \frac{\varepsilon}{3}. \quad (24)$$

Note that  $\tilde{f} \star \varphi_\delta$  is the density of probability measure on  $\mathbb{R}^D$ ; namely, the law of a random variable which is the sum of a Gaussian random variance with law  $\mathcal{N}(0, \delta I_D)$  and a random variable with law  $\mu$ . That is,  $\tilde{f} \star \varphi_\delta \lambda \in L_+^1(\mathbb{R}^D)$ . Together (23) and (24) imply that

$$\|f - \tilde{f} \star \varphi_\delta\|_{L^1(\mathbb{R}^D)} < \frac{2\varepsilon}{3}. \quad (25)$$

Recall the definition of the convolution: for each  $x \in \mathbb{R}^D$  we have

$$\tilde{f}(x) \star \varphi_\delta \stackrel{\text{def.}}{=} \int_{u \in \mathbb{R}^D} \tilde{f}(u) \varphi_\delta(x - u) \lambda(du). \quad (26)$$

Since  $\tilde{f}, \varphi_\delta \in C_c^\infty(\mathbb{R}^D)$  then Lebesgue integral of their product coincides with the Riemann integral of their product; whence, there is an  $N \stackrel{\text{def.}}{=} N(\varepsilon) \in \mathbb{N}$  “large enough” so that

$$\left\| \int_{u \in \mathbb{R}^D} \tilde{f}(u) \varphi_\delta(x - u) \lambda(du) - \sum_{n=1}^N \tilde{f}(u_n) \varphi_\delta(x - u_n) \lambda(du) \right\|_{L^1(\mathbb{R}^D)} < \frac{\varepsilon}{3} \quad (27)$$

for some  $u_1, \dots, u_N \in \mathbb{N}$ . Note that,  $\sum_{n=1}^N \tilde{f}(u_n) \varphi_\delta(x - u_n)$  is the law of a Gaussian mixture. Therefore, combining (25) and (27) implies that

$$\left\| f - \sum_{n=1}^N \tilde{f}(u_n) \varphi_\delta(x - u_n) \lambda(du) \right\|_{L^1(\mathbb{R}^D)} < \varepsilon. \quad (28)$$

Finally, recalling that the total variation distance between two measures with integrable Lebesgue density equals the  $L^1(\mathbb{R}^D)$  norm of the difference of their densities; yields the conclusion; i.e.

$$d_{TV}(\nu, \hat{\nu}) = \left\| f - \sum_{n=1}^N \tilde{f}(u_n) \varphi_\delta(x - u_n) \lambda(du) \right\|_{L^1(\mathbb{R}^D)} < \varepsilon$$

where  $\frac{D\hat{\nu}}{D\lambda} \stackrel{\text{def.}}{=} \sum_{n=1}^N \tilde{f}(u_n) \varphi_\delta(x - u_n) \lambda(du)$ . □

**Lemma D.2** (The space  $(\mathcal{P}_1^+(\mathbb{R}^D), d_{TV})$  is Approximate Simplicial). *Let  $\hat{\mathcal{Y}} \stackrel{\text{def.}}{=} \bigcup_{N \in \mathbb{N}} \Delta_N \times [\mathcal{P}_1^+(\mathbb{R}^D)]^N$  and define the map  $\eta : \hat{\mathcal{Y}} \mapsto \mathcal{P}_1^+(\mathbb{R}^D)$  by*

$$\eta(w, (r_n)_{n=1}^N) \stackrel{\text{def.}}{=} \sum_{n=1}^N w_n r_n.$$

*Then,  $\eta$  is a mixing function, in the sense of [1, Definition 3.1]. Consequentially,  $(\mathcal{P}_1^+(\mathbb{R}^D), \eta)$  is approximately simplicial.*

*Proof.* Let  $\mathcal{M}^+(\mathbb{R}^D)$  denote the Banach space of all finite signed measures on  $\mathbb{R}^D$  with finite total variation norm  $\|\cdot\|_{TV}$ . Since  $\|\cdot - \cdot\|_{TV} = d_{TV}$  when restricted to  $\mathcal{P}_1^+(\mathbb{R}^D) \times \mathcal{P}_1^+(\mathbb{R}^D)$  and since  $\|\cdot\|_{TV}$  is a norm, then the conclusion follows from [1, Example 5.1] and since  $\mathcal{P}_1^+(\mathbb{R}^D)$  is a convex subset of  $\mathcal{M}^+(\mathbb{R}^D)$ . □

Together, Lemmata D.1 and D.2 imply that  $(\mathcal{P}_1^+(\mathbb{R}^D), d_{TV}, \eta, Q)$  is a QAS space in the sense of [1, Definition 3.4], where  $Q \stackrel{\text{def.}}{=} (GMM_M)_{M \in \mathbb{N}}$ . Consequently, the following is a geometric attention mechanism in the sense of [1, Definition 3.5]

$$\hat{\eta} : \cup_{N \in \mathbb{N}} \Delta_N \times \mathbb{R}^{N \times D_M} \rightarrow \mathcal{P}_1^+(\mathbb{R}^D)$$

$$\left( w, (v_m, (b_{mn})_{n=1}^N, (B_{mn})_{n=1}^N)_{m=1}^M \right) \mapsto \sum_{n=1}^N w_n \sum_{m=1}^M \text{Proj}_{\Delta_M}(v_m)_n \nu(b_{mn}, \varphi(B_{mn})).$$

Before presenting our main theorem, we first introduce several definitions of activation functions that will be used in the theorem. These definitions, which are essential for completeness, are taken from [1, Definitions 2.2-2.4].

**Definition D.3** (Trainable Activation Function: Singular-ReLU Type). A trainable activation function  $\sigma$  is of *ReLU+Step type* if

$$\sigma_\alpha : \mathbb{R} \ni x \mapsto \alpha_1 \max\{x, \alpha_2 x\} + (1 - \alpha_1) \lfloor x \rfloor \in \mathbb{R}$$

**Definition D.4** (Trainable Activation Function: Smooth-ReLU Type). A trainable activation function  $\sigma$  is of *smooth non-polynomial type* if there is a non-polynomial  $\sigma^* \in C_c^\infty(\mathbb{R})$ , for which

$$\sigma_\alpha : \mathbb{R} \ni x \mapsto \alpha_1 \max\{x, \alpha_2 x\} + (1 - \alpha_1) \sigma^*(x) \in \mathbb{R}$$

**Definition D.5** (Classical Activation Function). Let  $\sigma^* \in C_c^\infty(\mathbb{R})$  be non-affine and such that there is some  $x \in \mathbb{R}$  at which  $\sigma$  is differentiable and has non-zero derivative. Then  $\sigma$  is a classical regular activation function if, for every  $\alpha \in \mathbb{R}^2$ ,  $\sigma_\alpha = \sigma^*$ .

Further in the text, we assume that activation functions are applied element-wise to each vector  $x \in \mathbb{R}^D$ . We are now ready to prove the first part of our approximation theorem.

**Proposition D.6** (Deep Gaussian Mixtures are Universal Conditional Distributions in the TV Distance). Let  $\pi : (\mathbb{R}^D, \|\cdot\|_2) \rightarrow (\mathcal{P}_1^+(\mathbb{R}^D), d_{TV})$  be Hölder. Then, for every compact subset  $K \subseteq \mathbb{R}^D$ , every approximation error  $\varepsilon > 0$  there exists  $M, N \in \mathbb{N}$  and a MLP  $\hat{f} : \mathbb{R}^D \mapsto \mathbb{R}^{N \times N D_M}$  with activations as in Definitions D.3, D.4, D.5 such that the (non-degenerate) Gaussian-mixture valued map

$$\hat{\pi}(\cdot|x) \stackrel{\text{def.}}{=} \hat{\eta} \circ \hat{f}(x)$$

satisfies the uniform estimate

$$\max_{x \in K} d_{TV}(\hat{\pi}(\cdot|x) \|\pi(\cdot|x)) < \varepsilon.$$

*Proof.* Since Lemmata D.2 and D.1 imply that  $(\mathcal{P}_1^+(\mathbb{R}^D), d_{TV}, \eta, Q)$  is a QAS space in the sense of [1, Definition 3.4], then the conclusion follows directly from [1, Theorem 3.8].  $\square$

Since many of our results are formulated in the Kullback-Leibler divergence, then our desired guarantee is obtained only under some additional mild regularity requirements of the target conditional distribution  $\hat{\pi}$  being approximated.

**Assumption D.7** (Regularity of Conditional Distribution). Let  $\pi : (\mathbb{R}^D, \|\cdot\|_2) \rightarrow (\mathcal{P}_1^+(\mathbb{R}^D), d_{TV})$  be Hölder and, for each  $x \in \mathbb{R}^D$ ,  $\pi(\cdot|x)$  is absolutely continuous with respect to the Lebesgue measure  $\lambda$  on  $\mathbb{R}^D$ . Suppose that there exist some  $0 < \delta \leq \Delta$  such that its conditional Lebesgue density satisfies

$$\delta \leq \frac{d\pi(\cdot|x)}{d\lambda} \leq \Delta \quad \text{for all } x \in \mathbb{R}^D. \quad (29)$$

**Theorem D.8** (Deep Gaussian Mixtures are Universal Conditional Distributions). Suppose that  $\pi$  satisfies Assumption D.7. Then, for every compact subset  $K \subseteq \mathbb{R}^D$ , every approximation error  $\varepsilon > 0$  there exists  $M, N \in \mathbb{N}$  such that: for each  $m = 1, \dots, M$  and  $n = 1, \dots, N$  there exist MLPs:  $a_m : \mathbb{R}^{D_x} \mapsto \mathbb{R}^{D_y}$ ,  $v_m : \mathbb{R}^{D_x} \mapsto \mathbb{R}^M$  with ReLU activation functions and  $w_n, B_n$  learnable parameters such that the (non-degenerate) Gaussian-mixture valued map

$$\hat{\pi}(\cdot|x) \stackrel{\text{def.}}{=} \sum_{n=1}^N \sum_{m=1}^M z_{mn}(x) \nu(d_{mn}(x), \varphi(D_{mn}(x)))$$

satisfies the uniform estimate

$$\max_{x \in K} d_{TV}(\pi(\cdot|x), \hat{\pi}(\cdot|x)) < \varepsilon. \quad (30)$$

If, moreover,  $\hat{\pi}$  also satisfies (29) (with  $\hat{\pi}$  in place of  $\pi$ ) then additionally

$$\max_{x \in K} \text{KL}(\pi(\cdot|x), \hat{\pi}(\cdot|x)) \in \mathcal{O}(\varepsilon), \quad (31)$$

where  $\mathcal{O}$  hides a constant independent of  $\varepsilon$  and of the dimension  $D$ .

The proof of Theorem D.8 makes use of the *symmetrized Kullback-Leibler divergence*  $\text{KL}_{\text{sym}}$  which is defined for any two  $\alpha, \beta \in \mathcal{P}(\mathbb{R}^D)$  by  $\text{KL}_{\text{sym}}(\mu, \nu) \stackrel{\text{def}}{=} \text{KL}(\alpha\|\beta) + \text{KL}(\beta\|\alpha)$ ; note, if  $\text{KL}_{\text{sym}}(\alpha, \beta) = 0$  then  $\text{KL}_{\text{sym}}(\alpha\|\beta) = 0$ . We now prove our main approximation guarantee.

*Proof of Theorem D.8.* To simplify the explanation of our first claim, we provide the expression for  $\hat{\pi}(y|x)$  from (16):

$$\hat{\pi}(y|x) = \sum_{n=1}^N w_n \sum_{m=1}^M v_m(x) \exp\left(\frac{a_m^\top(x) B_n a_m(x) + 2b_n^\top a_m(x)}{2\varepsilon}\right) \mathcal{N}(y | d_{mn}(x), \varepsilon B_n)$$

Thanks to the wide variety of activation functions available from Definitions D.3, D.4, D.5, we can construct the map  $\hat{f}$  and directly apply Proposition D.6. This completes the proof of the first claim.

Under Assumption D.7,  $\pi(\cdot|x)$  and  $\hat{\pi}(\cdot|x)$  are equivalent to the  $D$ -dimensional Lebesgue measure  $\lambda$ . Consequently, for all  $x \in \mathbb{R}^{D_x}$ :

$$\pi(\cdot|x) \ll \hat{\pi}(\cdot|x)$$

Therefore, the Radon-Nikodym derivative  $\frac{\hat{\pi}(\cdot|x)}{\pi(\cdot|x)}$  is a well-defined element of  $L^1(\mathbb{R}^{D_x})$ , for each  $x \in \mathbb{R}^{D_x}$ ; furthermore, we have

$$\frac{\pi(\cdot|x)}{\hat{\pi}(\cdot|x)} = \frac{\pi(\cdot|x)}{d\lambda} \frac{d\lambda}{\hat{\pi}(\cdot|x)}. \quad (32)$$

Again, leaning on Assumption (29) and the Hölder inequality, we deduce that

$$\begin{aligned} \sup_{a \in \mathbb{R}^D} \left| \frac{\pi(\cdot|x)}{\hat{\pi}(\cdot|x)}(a) \right| &= \sup_{a \in \mathbb{R}^D} \left| \frac{\pi(\cdot|x)}{d\lambda}(a) \frac{d\lambda}{\hat{\pi}(\cdot|x)}(a) \right| \\ &\leq \sup_{a \in \mathbb{R}^D} \left| \frac{\pi(\cdot|x)}{d\lambda}(a) \right| \sup_{a \in \mathbb{R}^D} \left| \frac{d\lambda}{\hat{\pi}(\cdot|x)}(a) \right| \\ &\leq \sup_{a \in \mathbb{R}^D} \left| \frac{\pi(\cdot|x)}{d\lambda}(a) \right| \frac{1}{\delta} \\ &\leq \frac{\Delta}{\delta} \end{aligned} \quad (33)$$

where the final inequality under the assumption that  $\hat{\pi}$  also satisfies Assumption 29. Importantly, we emphasize that the right-hand side of (33) holds *independently of*  $x \in \mathbb{R}^{D_x}$  (“which we are conditioning on”). A nearly identical estimate holds for the corresponding lower-bound. Therefore, we may apply [72, Theorem 1] to deduce that: there exists a constant  $C > 0$  (independent of  $x \in \mathbb{R}^{D_x}$  and depending only on the quantities  $\frac{\Delta}{\delta}$  and  $\frac{\delta}{\Delta}$ ; thus only on  $\delta, \Delta$ ) such that: for each  $x \in \mathbb{R}^{D_x}$

$$\text{KL}(\pi(\cdot|x), \hat{\pi}(\cdot|x)) \leq C d_{TV}(\pi(\cdot|x), \hat{\pi}(\cdot|x)). \quad (34)$$

The conclusion now follows, since the right-hand side of (34) was controllable by the first statement; i.e. since (30) holds we have

$$\text{KL}(\pi(\cdot|x), \hat{\pi}(\cdot|x)) \leq C d_{TV}(\pi(\cdot|x), \hat{\pi}(\cdot|x)) \leq C\varepsilon. \quad (35)$$

A nearly identical derivation shows that

$$\text{KL}(\hat{\pi}(\cdot|x), \pi(\cdot|x)) \leq C\varepsilon. \quad (36)$$

Combining (35) and (36) yields the following bound

$$\max_{x \in K} \text{KL}_{\text{sym}}(\pi(\cdot|x), \hat{\pi}(\cdot|x)) \in \mathcal{O}(\varepsilon). \quad (37)$$

Since  $\text{KL}(\alpha\|\beta) \leq \text{KL}_{\text{sym}}(\alpha, \beta)$  for every pair of Borel probability measures  $\alpha$  and  $\beta$  on  $\mathbb{R}^{D_x}$  then (37) implies (31). □