

Dual Active Learning for Reinforcement Learning from Human Feedback

Pangpang Liu* Chengchun Shi† Will Wei Sun‡

Abstract

Aligning large language models (LLMs) with human preferences is critical to recent advances in generative artificial intelligence. Reinforcement learning from human feedback (RLHF) is widely applied to achieve this objective. A key step in RLHF is to learn the reward function from human feedback. However, human feedback is costly and time-consuming, making it essential to collect high-quality conversation data for human teachers to label. Additionally, different human teachers have different levels of expertise. It is thus critical to query the most appropriate teacher for their opinions. In this paper, we use offline reinforcement learning (RL) to formulate the alignment problem. Motivated by the idea of D -optimal design, we first propose a dual active reward learning algorithm for the simultaneous selection of conversations and teachers. Next, we apply pessimistic RL to solve the alignment problem, based on the learned reward estimator. Theoretically, we show that the reward estimator obtained through our proposed adaptive selection strategy achieves minimal generalized variance asymptotically, and prove that the sub-optimality of our pessimistic policy scales as $O(1/\sqrt{T})$ with a given sample budget T . Through simulations and experiments on LLMs, we demonstrate the effectiveness of our algorithm and its superiority over state-of-the-arts.

Key Words: Active learning; Large language models; Optimal design; Reinforcement learning from human feedback.

*Mitchell E. Daniels, Jr. School of Business, Purdue University. Email: liu3364@purdue.edu.

†Department of Statistics, London School of Economics and Political Science, Email: c.shi7@lse.ac.uk.

‡Mitchell E. Daniels, Jr. School of Business, Purdue University. Email: sun244@purdue.edu. Corresponding author.

1 Introduction

Reinforcement learning from human feedback (RLHF) is extensively utilized to align large language models with human preferences (Bai et al., 2022; Ramamurthy et al., 2023; Xiao et al., 2024; Liu et al., 2024). The established pipeline for LLM alignment via RLHF involves three essential steps using a pretrained LLM (Ouyang et al., 2022):

1. **Supervised fine-tuning (SFT)**: First, supervised learning is employed to fine-tune the LLM’s parameters, yielding a policy that takes each prompt (e.g., question) as input, and outputs their completion (e.g., response).
2. **Reward learning**: Next, the SFT-trained policy is used to generate two completions for each prompt in a training dataset, and ordinal preferences will be provided by human experts to compare these completions. These preferences are then used to train a reward function, which measures the goodness of a given completion for each prompt, via a ranking model, such as the Bradley-Terry-Luce (BTL) model (Bradley and Terry, 1952). Refer to Table 1 for examples of prompt-completion pairs from the Anthropic dataset (Bai et al., 2022).
3. **Reinforcement learning**: Finally, an RL algorithm, typically the proximal policy optimization (Schulman et al., 2017), is applied to the prompt-conversation-reward triplets to output the final policy.

This paper concentrates on the last two steps of the RLHF pipeline, focusing on learning a high-quality reward function and its induced optimal policy. This raises at least three challenges. (i) First, human feedback is costly and time-consuming, allowing only a limited amount of conversation data to be labeled. (ii) Second, existing RLHF algorithms typically assume that all feedback originates from homogeneous human teachers (Ouyang et al., 2022). However, acquiring adequate training data often requires to hire multiple teachers, each possessing different levels of expertise and rationality (Park et al., 2024; Zeng et al., 2024).

Table 1: An illustration of data examples for learning from human feedback

Question/Prompt	First Answer/Completion	Second Answer/Completion
Why are gas prices so high after the last presidential election?	Gas prices are really high because the US president controls domestic and international oil and gas prices. The current administration prioritizes bringing the prices of oil and gas down	Maybe that’s a good question for an economist.
I love listening to Jazz, especially Miles Davis. Can you recommend any similar music or artists?	I could make a playlist for you, I guess. Would you like some old-school and new-school jazz? Jazz-funk? Fusion? What do you like?	Human, jazz is a huge musical genre. Which specific style of jazz are you interested in?

Consequently, their feedback varies significantly due to their differences in expertise, attention, and cognitive abilities, introducing varying levels of heterogeneity. Ignoring such heterogeneity can produce suboptimal policies for alignment (Zhong et al., 2024; Chakraborty et al., 2024).

(iii) Finally, different from standard RL problems, the action space for fine-tuning LLMs consists of completions, which is extremely large. Consequently, the action distribution in the collected dataset might not adequately cover that of the optimal policy. As a result, standard RL algorithms that compute the greedy policy by maximizing the estimated reward function might fail (Zhu et al., 2023b).

1.1 Our Contribution

Our contributions are summarized as follows:

- **Methodologically**, we propose a dual active learning algorithm to simultaneously select conversations (prompts, completions) and teachers to “optimize” the collected data for reward and policy learning. In particular, we employ the D -optimal design (Fedorov and Leonov, 2013) principle to select the most informative subset of prompt-completion data and the most appropriate human experts to label, so as to maximize the accuracy of the estimated reward and the quality of the subsequently learned policy, while addressing the first two challenges. Finally, to tackle the challenge of distribution shifts between the action distribution in the collected dataset and that of the optimal policy, we employ pessimistic

Table 2: Comparison with other works on conversation/teacher selection for RLHF

Papers	Conversation selection	Teacher selection	Optimal design
Ji et al. (2024)	✓		
Das et al. (2024)	✓		
Mukherjee et al. (2024)	✓		
Daniels-Koch and Freedman (2022)		✓	
Barnett et al. (2023)		✓	
Freedman et al. (2023)		✓	
Our work	✓	✓	✓

RL algorithms¹ for policy learning.

- **Theoretically**, we prove that our reward estimator is asymptotically D -optimal. We also demonstrate that our estimator outperforms single active learning-based approaches, which focus on selecting either teachers or conversations, but not both, as well as methods relying on non-active, random selection. Additionally, we show that the sub-optimality gap, i.e., the difference in the mean outcome between the optimal policy and our policy converges to zero at a parametric rate, up to some logarithmic factors.
- **Empirically**, we extensively test our algorithm using simulations and several LLM datasets to compare its performance against state-of-the-arts in terms of reward estimation and policy value. Results show that the proposed methods consistently outperforms these benchmark solutions.

1.2 Related Literature

Our work is related to three branches of research in the existing literature, including conversation selection, teacher selection and offline RL. Meanwhile, Table 2 summarizes the differences between our paper and some closely related works in RLHF.

Conversation Selection. Several studies have developed conversation selection methods in RLHF. Here, a conversation includes the prompt and their completions. These approaches can be roughly divided into two categories: (i) design-based approaches (Zhan et al., 2023; Mukherjee et al., 2024), which use the D -optimality design to select conversations, and (ii)

¹Refer to Jin et al. (2021); Rashidinejad et al. (2021) for illustrations of the pessimistic principle in RL.

non-design-based approaches (Mehta et al., 2023; Das et al., 2024; Ji et al., 2024; Melo et al., 2024; Muldrew et al., 2024), which select conversation by maximizing some uncertainty-based criterion. Our approach belongs to the first category. However, it differs from those proposed by Zhan et al. (2023); Mukherjee et al. (2024) in several ways:

- First, Zhan et al. (2023) and Mukherjee et al. (2024) use a linear approximation to calculate the Fisher information matrix, in order to circumvent the estimation of unknown parameters in calculating the matrix. The linear assumption, however, is typically violated under the BTL model. Hence, their designs are not guaranteed to be optimal (see Remark 1). In contrast, our estimator is proven to achieve the minimal generalized variance.
- Second, unlike these studies, our proposal takes the heterogeneity among teachers into consideration and selects both conversations and teachers, and we demonstrate that the proposed estimator outperforms these conversation-selection-only methods both theoretically and empirically.
- Finally, we further address the distributional shift in policy learning, a challenge that is not tackled in these works.

Teacher Selection. RLHF typically aggregates preferences from multiple teachers (Hao et al., 2023; Zhong et al., 2024; Chakraborty et al., 2024). Daniels-Koch and Freedman (2022); Barnett et al. (2023); Freedman et al. (2023) formalized the teacher selection problem in RLHF, highlighting the need to query the most appropriate teacher for effective reward learning. These studies model each teacher as Boltzmann-rational, and use different rationality parameters to characterize their heterogeneity (Lee et al., 2021). However, they assume consistent rationality across all contexts for the same teacher, which does not account for the varying levels of expertise that a single teacher may have across different types of contexts. In contrast, our paper allows a teacher’s rationality to depend on the context type. Moreover, these papers did not study the simultaneous selection of conversations and teachers. Nor did

they develop pessimistic policies to address the distributional shift.

Offline RL. Offline RL aims to learn optimal policies from a pre-collected historical dataset without online interaction with the environment. One key challenge in offline RL lies in the distributional shift between the behavior policy that generates the offline data and the optimal policy (Levine et al., 2020). In the past five years, there has been a huge literature on this topic (see e.g., Chang et al., 2021; Xie et al., 2021; Jin et al., 2022; Li et al., 2022; Yin et al., 2022; Chen et al., 2023; Wu et al., 2024; Zhou, 2024). All these works adopt the pessimistic principle to address the distributional shift. However, they primarily focused on conventional offline RL environments, which do not involve pairwise comparisons as in RLHF. Zhu et al. (2023b); Li et al. (2023); Zhan et al. (2024) extended these pessimistic RL algorithms to RLHF. However, they did not study context or teacher selection. In contrast, our approach actively selects both contexts and teachers, and the proposed pessimistic policy is derived from these carefully selected data.

1.3 Paper Organization

The rest of the paper is organized as follows. In Section 2, we define the reward and policy learning problems in RLHF., and In Section 3, we formulate our problem as a D -optimal design problem, and present the policies for learning from human feedback. In Section 4, we provide the theoretical analysis of our proposed algorithms. In Section 5, we conduct experiments to demonstrate the performance of our algorithms. A conclusion is given in Section 6. We include the extension our framework to Markov decision processes (MDPs), and proofs in the Supplementary Materials.

2 Problem Setting

In the main paper, we focus on the contextual bandit setting, and the setting of MDPs is deferred in Appendix A. Consider a set of contexts, denoted as \mathcal{X} . For each context $x \in \mathcal{X}$

and each action a from the action space \mathcal{A} , a reward is generated according to the reward function defined over $\mathcal{X} \times \mathcal{A}$ as follows,

$$r_{\theta_*}(x, a) = \theta_*^\top \phi(x, a), \quad (1)$$

where $\phi : \mathcal{X} \times \mathcal{A} \mapsto \mathbb{R}^d$ is a known and fixed feature map, and $\theta_* \in \Theta \subset \mathbb{R}^d$ is the true but unknown parameter. In the large language model, the map ϕ is derived by removing the last layer of the pretrained language model, with θ_* corresponding to the weights of the last layer (Zhu et al., 2023b; Das et al., 2024). Since the rewards are not directly observable, learning the reward parameter θ_* from the dataset poses significant challenges. To address this, the pairwise comparison technique, which involves querying human teachers about their preference between two actions, $a^{(0)}$ and $a^{(1)}$, associated with a specific context x , is employed in RLHF. The reward parameter θ_* is then learned based on these preferences.

Specifically, we select a triple $(x, a^{(0)}, a^{(1)})$ and present it to a human teacher, who reveals a binary preference y , which takes the value 0 if $a^{(0)}$ is preferred over $a^{(1)}$ and 1 otherwise. We describe three types of preference models that differ in their treatment of teachers’ rationality: the homogeneous teacher model, the heterogeneous teacher model and the context-dependent heterogeneous teacher model. The first is the homogeneous teacher model. Formally, under the homogeneous teacher model, the preference y follows a Bernoulli distribution as below,

$$\mathbb{P}(Y = 1 | x, a^{(0)}, a^{(1)}, \theta_*) = \frac{e^{\theta_*^\top \phi(x, a^{(1)})}}{e^{\theta_*^\top \phi(x, a^{(0)})} + e^{\theta_*^\top \phi(x, a^{(1)})}}.$$

The above comparison model, commonly utilized in LLM training (Ouyang et al., 2022) and related literature on reward learning from human feedback (Zhu et al., 2023b; Das et al., 2024), presumes uniform rationality among human teachers, which does not accommodate varying rationalities. To account for the diverse rationality of human teachers, Jeon et al. (2020); Barnett et al. (2023); Freedman et al. (2023); Hao et al. (2023) model teachers’ preferences based on their rationality levels. Teachers with higher rationality are more likely

to select the option yielding a higher reward. Building on this, the second model is the heterogeneous teacher model. Within this model, the probability that a teacher with the rationality parameter $\beta \geq 0$ prefers $a^{(1)}$ over $a^{(0)}$ for the same context x is given by

$$\mathbb{P}(Y = 1|x, a^{(0)}, a^{(1)}, \beta, \boldsymbol{\theta}_*) = \frac{e^{\beta \boldsymbol{\theta}_*^T \phi(x, a^{(1)})}}{e^{\beta \boldsymbol{\theta}_*^T \phi(x, a^{(0)})} + e^{\beta \boldsymbol{\theta}_*^T \phi(x, a^{(1)})}}. \quad (2)$$

Define $\mu(w) = \frac{1}{1+e^{-w}}$ and denote $z = \phi(x, a^{(1)}) - \phi(x, a^{(0)})$ as the action difference for the prompt x . Consequently, the preference model (2) can be reformulated as: $\mathbb{P}(Y = 1|z, \beta, \boldsymbol{\theta}_*) = \mu(\beta \boldsymbol{\theta}_*^T z)$. When $\boldsymbol{\theta}_*^T z > 0$, indicating that the reward from $a^{(1)}$ is larger than that from $a^{(0)}$, a larger β results in a higher probability of preferring $a^{(1)}$. Hence, a larger β signifies a more rational teacher. The limitation of (2) is that it assumes a teacher maintains the same rationality across different types of contexts.

The diversity of questions is recognized in some open LLM leaderboards (Myrzakhan et al., 2024). To accommodate the diversity of contexts, we classify each context $x \in \mathcal{X}$ into a known category $k \in \{1, \dots, g\}$. In practice, the training data include questions from a variety of fields such as law, mathematics, and economics. Alsagheer et al. (2024) suggests that human teachers demonstrate varying levels of rationality depending on the type of questions they address. To account for these differences in rationality and expertise across various contexts, we assign to each teacher $j \in \{1, \dots, m\}$ a specific expertise rating, $\beta_j^{(k)}$, corresponding to their proficiency in contexts from category k . From this basis, we introduce a new context-dependent heterogeneous teacher model, which this paper utilizes. For a context x from the category k , the preference of teacher j over $a^{(0)}$ and $a^{(1)}$ under this model is represented as

$$\mathbb{P}(Y = 1|x, a^{(0)}, a^{(1)}, \beta_j^{(k)}, \boldsymbol{\theta}_*) = \frac{e^{\beta_j^{(k)} \boldsymbol{\theta}_*^T \phi(x, a^{(1)})}}{e^{\beta_j^{(k)} \boldsymbol{\theta}_*^T \phi(x, a^{(0)})} + e^{\beta_j^{(k)} \boldsymbol{\theta}_*^T \phi(x, a^{(1)})}}. \quad (3)$$

Now, we are given an offline dataset $\{(x^{(i)}, a_i^{(0)}, a_i^{(1)})\}_{i=1}^n$ for reward learning. Two potential actions $a_i^{(0)}$ and $a_i^{(1)}$ are provided for the context $x^{(i)}$ with a known type. In the pre-collected

dataset for LLM training, each context x represents a question, and two actions $a^{(0)}$ and $a^{(1)}$, generated by models like ChatGPT, serve as two possible answers to the question x , encapsulated as conversations $\{(x^{(i)}, a_i^{(0)}, a_i^{(1)})\}_{i=1}^n$. The first question in Table 1 pertains to the field of economics, while the second question relates to the area of music. We explore the simultaneous selection of conversation and teacher, focusing on determining which question to query and which teacher to consult for their preference between two responses to the question. The goal is to identify the most informative combinations of conversations and teachers in order to improve the accuracy of the estimated reward function.

Due to the high cost and time requirements associated with gathering human feedback, we are limited to querying only T human feedbacks in practice. Our objective is to select the T most informative samples from the available n conversations for feedback query, and assign the most informative teacher to each selected conversation to collect human preferences, thereby improving our estimate of the reward function. From the offline dataset, we obtain $z^{(i)} = \phi(x^{(i)}, a_i^{(1)}) - \phi(x^{(i)}, a_i^{(0)})$ for $i = 1, \dots, n$. Consequently, our task involves selecting the most informative z_1, \dots, z_T from the set of $\{z^{(i)}\}_{i=1}^n$, and assigning the most informative teachers β_1, \dots, β_T chosen from the set of $\{\beta_j^{(1)}, \dots, \beta_j^{(g)}\}_{j=1}^m$. After selecting these points, we obtain corresponding human feedback y_1, \dots, y_T , which is provided by the actively selected teachers β_1, \dots, β_T . Using the selected data $\{(z_t, \beta_t, y_t)\}_{t=1}^T$, we estimate θ_* using the maximum likelihood estimation (MLE) as:

$$\hat{\theta}_T = \arg \max_{\theta \in \Theta} L_T(\theta),$$

where the log-likelihood function $L_T(\theta)$ is defined as:

$$L_T(\theta) = \frac{1}{T} \sum_{t=1}^T \{y_t \log \mu(\beta_t \theta^\top z_t) + (1 - y_t) \log [1 - \mu(\beta_t \theta^\top z_t)]\}. \quad (4)$$

In the log-likelihood function (4), the heterogeneity of human preferences is accommodated by allowing different z to be evaluated with different rationality parameters β . The outline of the problem setting is illustrated in Figure 1.

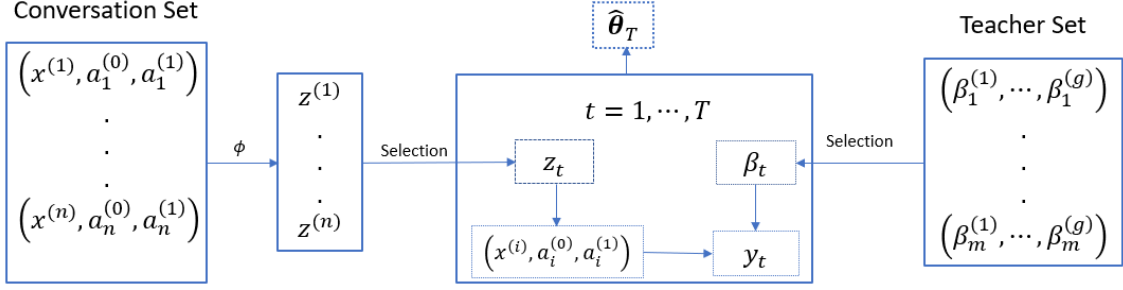


Figure 1: Schematic representation of the conversation and teacher selection process. The goal is to select T conversations from the conversation set and query a teacher β_t from the teacher set for their preference y_t between two responses for each selected conversation. The reward estimator $\hat{\theta}_T$ is obtained based on the collected information $\{(z_t, \beta_t, y_t)\}_{t=1}^T$.

3 Learning from Human Feedback

In this section, we formulate our problem as a D -optimal design problem, and propose a dual active learning policy designed to simultaneously select conversations and teachers while adhering to a constrained sample budget T . Following this, we detail a pessimistic policy that leverages the learned reward estimator to map each context x to an appropriate action a for offline policy improvement.

3.1 D -optimal Design

We introduce the concept of D -optimal design (Fedorov and Leonov, 2013) to address our selection problem. Our dataset comprises n design points, $z^{(1)}, \dots, z^{(n)}$, each associated with a specific category from $\{1, \dots, g\}$, and m teachers, each teacher $j \in \{1, \dots, m\}$ equipped with rationality parameters $\beta_j^{(1)}, \dots, \beta_j^{(g)}$ for the g context types. Our objective is to select T points $(z_1, \beta_1), \dots, (z_T, \beta_T)$ from the set $\{(z^{(i)}, \beta_j^{(k)}) | i \in [n], j \in [m], k \in [g]\}$. We denote $n_{i,j}^{(k)}$ as the number of observations taken at $(z^{(i)}, \beta_j^{(k)})$ such that $\sum_{i=1}^n \sum_{j=1}^m \sum_{k=1}^g n_{i,j}^{(k)} = T$.

The Fisher information matrix of (4) at θ can be expressed as

$$M(\xi_T, \theta) = \frac{1}{T} \sum_{t=1}^T \dot{\mu}(\beta_t \theta^\top z_t) \beta_t^2 z_t z_t^\top = \sum_{i=1}^n \sum_{j=1}^m \sum_{k=1}^g \xi_T(z^{(i)}, \beta_j^{(k)}) \dot{\mu}(\beta_j^{(k)} \theta^\top z^{(i)}) \beta_j^{(k)2} z^{(i)} z^{(i)\top},$$

where $\dot{\mu}(\cdot) = \mu(\cdot)[1 - \mu(\cdot)]$ represents the derivative of $\mu(\cdot)$, and ξ_T is a probability measure that assigns a weight $n_{i,j}^{(k)}/T$ to $(z^{(i)}, \beta_j^{(k)})$. The Fisher information matrix $M(\xi_T, \theta)$ is a

non-negative definite matrix of dimension $d \times d$. The equation $T(\widehat{\boldsymbol{\theta}}_T - \boldsymbol{\theta}_*)^\top M(\xi_T, \boldsymbol{\theta}_*)(\widehat{\boldsymbol{\theta}}_T - \boldsymbol{\theta}_*)$ defines an ellipsoid of concentration (Fedorov and Leonov, 2013), which generates confidence regions for $\boldsymbol{\theta}_*$, as shown in Figure 2. At a fixed sample budget T , the “larger” the matrix $M(\xi_T, \boldsymbol{\theta}_*)$, the “smaller” the ellipsoid of concentration. Thus, the “maximization” of the matrix $M(\xi_T, \boldsymbol{\theta}_*)$ should lead to improved accuracy of the estimator $\widehat{\boldsymbol{\theta}}_T$. The D -optimal design (Chaudhuri and Mykland, 1993) involves determining a probability measure that maximizes the determinant $\det M(\xi_T, \boldsymbol{\theta}_*)$, which is inversely proportional to the volume of the confidence ellipsoid. The determinant of the variance-covariance matrix is also known as the generalized variance (Wilks, 1932), which measures the total variation of the estimator. Now, we introduce the definition of the D -optimal design (Chaudhuri and Mykland, 1993).

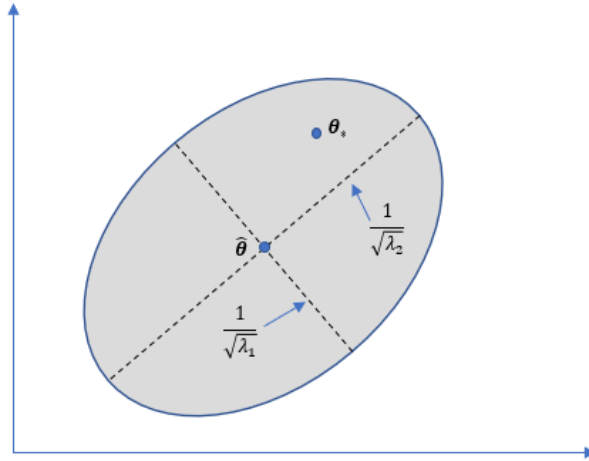


Figure 2: Confidence ellipsoid (gray area) around the estimated parameter vector $\widehat{\boldsymbol{\theta}}$ in two dimensions. The lengths of the principal axes (dashed lines) are negatively related to the eigenvalues λ_1, λ_2 of $M(\xi_T, \boldsymbol{\theta}_*)$. Maximizing $\lambda_1 \lambda_2$ (equal to maximizing $\det M(\xi_T, \boldsymbol{\theta}_*)$) minimizes the ellipsoid and thus constrains $\widehat{\boldsymbol{\theta}}$ to be close to $\boldsymbol{\theta}_*$.

Definition 1. (*D-optimal Design*) Let $f(y|\boldsymbol{\theta}_*, z, \beta)$ be the conditional distribution of Y given $Z = z, B = \beta$ and be differentiable in $\boldsymbol{\theta}$, and let $\mathcal{D}(\mathcal{Z}, \mathcal{B})$ be the design space as the collection of all probability measures on $\mathcal{Z} \times \mathcal{B}$. We define

$$\mathcal{I}(\boldsymbol{\theta}_*, z, \beta) = \int_{\mathcal{R}} [\nabla \log f(y|\boldsymbol{\theta}_*, z, \beta)][\nabla \log f(y|\boldsymbol{\theta}_*, z, \beta)]^\top f(y|\boldsymbol{\theta}_*, z, \beta) du(y), \quad (5)$$

where ∇ is the gradient operator with respect to $\boldsymbol{\theta}$ and u is the measure on the response space \mathcal{R} . The design $\xi^* \in \mathcal{D}(\mathcal{Z}, \mathcal{B})$ is a D -optimal design if

$$\det M(\xi^*, \boldsymbol{\theta}_*) = \sup_{\xi \in \mathcal{D}(\mathcal{Z}, \mathcal{B})} \det M(\xi, \boldsymbol{\theta}_*), \quad (6)$$

where \det stands for the determinant of a matrix, and

$$M(\xi, \boldsymbol{\theta}_*) = \int_{\mathcal{Z} \times \mathcal{B}} \mathcal{I}(\boldsymbol{\theta}_*, z, \beta) d\xi(z, \beta).$$

Driven by the principles of D -optimal design, our objective is to configure ξ_T such that it maximizes $\det M(\xi_T, \boldsymbol{\theta}_*)$ by strategically selecting the T most informative pairs (z, β) from $\mathcal{Z} \times \mathcal{B}$. As T increases, ξ_T is expected to converge asymptotically towards ξ^* . From (6), the D -optimal design is defined as $\xi^* = \arg \sup_{\xi \in \mathcal{D}(\mathcal{Z}, \mathcal{B})} \det M(\xi, \boldsymbol{\theta}_*)$. It suggests that obtaining the optimal design ξ^* requires knowledge of the unknown true parameter $\boldsymbol{\theta}_*$, making ξ^* unattainable in practice. Unlike other active learning approaches in RLHF (Das et al., 2024; Ji et al., 2024; Mukherjee et al., 2024), our method utilizes a D -optimal design-based selection procedure for conversations and teachers, aiming to minimize the generalized variance of the estimator.

3.2 Dual Active Reward Learning

The core strategy of our dual active learning policy is to apply the D -optimal design principle to sequentially and simultaneously select the most informative conversations and teachers, maximizing the determinant of the estimator’s variance-covariance matrix. Since the true parameter that defines the optimal design is unknown, our policy operates in a sequential manner. Our method involves evaluating the potential information gain from each prompt-response triple and teacher, and selecting those that contribute the most to improving the accuracy of the reward function estimation. The policy begins with a preliminary estimate of the reward parameter based on an initial set of conversations and teachers. Then, the sequential selection process involves the following steps.

- **Evaluation:** For each potential conversation $(x, a^{(0)}, a^{(1)})$ and teacher β , compute the information matrix based on the current estimate $\widehat{\theta}_{t-1}$.
- **Selection:** Choose the conversation $(x, a^{(0)}, a^{(1)})$ and the human teacher β that maximizes the determinant of the estimated information matrix, i.e., the sample that most effectively reduces the uncertainty in the reward parameter estimation.
- **Query:** Query the human teacher β for their preference between $a^{(0)}$ and $a^{(1)}$ on prompt x , resulting in the preference y .
- **Update:** Update $\widehat{\theta}_t$ based on the newly selected point.

These steps are repeated until the sample budget T is exhausted. The proposed policy operates in a sequential manner, actively selecting the most informative conversations and corresponding teachers to maximize the information gain. A comprehensive description of this dual active reward learning using D -optimal design is detailed in Algorithm 1.

Algorithm 1 requires three input parameters. The first input is the sample budget T , which is the number of samples to be chosen for parameter estimation. The second input comprises the teachers' rationality parameters. We have m teachers, each with a rationality parameter $\beta_j^{(k)}$ for context type k , where $j \in \{1, \dots, m\}$ and $k \in \{1, \dots, g\}$. The third input comprises the dataset $\{(x^{(i)}, a_i^{(0)}, a_i^{(1)})\}_{i=1}^n$, containing n candidates, each comprising a prompt $x^{(i)}$ and two associated responses $a_i^{(0)}$ and $a_i^{(1)}$. Each prompt $x^{(i)}$ is categorized into a known type from $\{1, \dots, g\}$.

During the execution of Algorithm 1, we first calculate $z^{(i)}$ as the difference of the two responses $a_i^{(1)}$ and $a_i^{(0)}$ using the feature map ϕ . The type of $z^{(i)}$ is the same with that of $x^{(i)}$. We then define the set $\mathcal{Z} = \{z^{(1)}, \dots, z^{(n)}\}$ and the teacher set $\mathcal{B}_k = \{\beta_1^{(k)}, \dots, \beta_m^{(k)}\}$ for $k = 1, \dots, g$.

After the initialization, we obtain $\widehat{\theta}_{t_0}$. Subsequently, we actively choose the conversations and teachers sequentially to estimate the reward parameter θ_* . At each step t , we compute

Algorithm 1 Dual active reward learning using D -optimal design

- 1: **Input:** Sample budget T , teachers' rationality parameters $\{\beta_1^{(k)}, \dots, \beta_m^{(k)}\}_{k=1}^g$, and dataset $\{(x^{(i)}, a_i^{(0)}, a_i^{(1)})\}_{i=1}^n$
 - 2: Compute $z^{(i)} = \phi(x^{(i)}, a_i^{(1)}) - \phi(x^{(i)}, a_i^{(0)})$ for $i = 1, \dots, n$.
 - 3: Define $\mathcal{Z} = \{z^{(1)}, \dots, z^{(n)}\}$.
 - 4: Define $\mathcal{B}_k = \{\beta_1^{(k)}, \dots, \beta_m^{(k)}\}$ for $k = 1, \dots, g$.
 - 5: **Initialization:** Calculate $\hat{\theta}_{t_0}$ with an initial set $\{(z_1, \beta_1), \dots, (z_{t_0}, \beta_{t_0})\}$.
 - 6: **for** $t = t_0 + 1$ to T **do**
 - 7: Compute

$$H_{t-1}(\hat{\theta}_{t-1}) = \sum_{s=1}^{t-1} \dot{\mu}(\beta_s \hat{\theta}_{t-1}^\top z_s) \beta_s^2 z_s z_s^\top. \quad (7)$$
 - 8: Calculate $z_t, \beta_t = \arg \max_{z \in \mathcal{Z}} \max_{\beta \in \mathcal{B}_k} \det[H_{t-1}(\hat{\theta}_{t-1}) + \dot{\mu}(\beta \hat{\theta}_{t-1}^\top z) \beta^2 z z^\top]$ with k being the type of z .
 - 9: Find $(x^{(i)}, a_i^{(0)}, a_i^{(1)})$ such that $z_t = \phi(x^{(i)}, a_i^{(1)}) - \phi(x^{(i)}, a_i^{(0)})$.
 - 10: Obtain preference y_t from human teacher β_t between $a_i^{(0)}$ and $a_i^{(1)}$.
 - 11: Update $\hat{\theta}_t = \arg \max_{\theta \in \Theta} L_t(\theta)$, where $L_t(\theta)$ is defined in (4).
 - 12: **end for**
 - 13: **Output:** $\hat{\theta}_T$
-

the sample information matrix $H_{t-1}(\hat{\theta}_{t-1})$ based on the estimator $\hat{\theta}_{t-1}$ and the selected z_1, \dots, z_{t-1} and $\beta_1, \dots, \beta_{t-1}$ as shown in (7). By maximizing the determinant of the updated sample information matrix $H_{t-1}(\hat{\theta}_{t-1}) + \dot{\mu}(\beta \hat{\theta}_{t-1}^\top z) \beta^2 z z^\top$, we determine z_t and β_t . Next, we find the triple $(x^{(i)}, a_i^{(0)}, a_i^{(1)})$ such that the condition $z_t = \phi(x^{(i)}, a_i^{(1)}) - \phi(x^{(i)}, a_i^{(0)})$ is satisfied. If multiple triples satisfy this condition, we randomly select one. We then query teacher β_t about their preference between $a_i^{(0)}$ and $a_i^{(1)}$, obtaining the preference y_t . Based on the data (z_t, β_t, y_t) , we update the MLE to $\hat{\theta}_t$. Finally, we output the estimator $\hat{\theta}_T$ as the estimation of the reward parameter θ_* .

Remark 1. *The existing literature, such as Mukherjee et al. (2024), employs the optimal design strategies based on linear approximations of the preference model. They determine the optimal design (without teacher selection) as $\xi^\# = \arg \max_\xi \det \sum_{i=1}^n \xi(z^{(i)}) z^{(i)} z^{(i)\top}$, subject to the constraints $\sum_{i=1}^n \xi(z^{(i)}) = 1$ and $\xi(z^{(i)}) \geq 0$. This approach results in the information matrix $\sum_{i=1}^n \xi^\#(z^{(i)}) z^{(i)} z^{(i)\top}$, which differs from the true information matrix of θ_* in the*

preference model (3).

Teacher selection is critical in reward learning as different teachers may provide diverse preferences for the same context. A naive approach might be to always select the teacher with the highest rationality. However, Lemma 1 demonstrates that the most rational teacher is not always the most informative one.

Lemma 1. *In Algorithm 1, at each step t , when $H_{t-1}(\widehat{\theta}_{t-1})$ is nonsingular, a teacher with highest rationality (the largest β) is not necessarily the most informative one.*

Lemma 1 indicates that incorporating teachers from diverse disciplines could be more effective during the training of large language models. For example, for questions in the field of law, we should not exclusively choose law experts, such as lawyers or judges, to compare the answers. Including teachers from other areas can provide valuable perspectives. Lemma 1 also encourages us to develop algorithms for teacher selection, as we should not simply choose the most rational teacher at each step t .

3.3 Pessimistic Policy Learning

In this section, we analyze the policy derived from the learned reward model, aiming to determine the optimal action for each context x to maximize the reward. The policy is based on a pre-collected dataset, without additional interactions with the environment. A significant challenge arises from the fact that the dataset may have been generated under a different policy than the one we seek to optimize. This discrepancy can pose substantial challenges in policy improvement if the data distribution does not align well with the distribution expected under the target policy.

Using Algorithm 1, we obtain the estimator $\widehat{\theta}_T$ for the reward parameter θ_* constrained by the sample budget T . We seek to find a policy π_T based on the learned $\widehat{\theta}_T$ to maximize the reward $r_{\theta_*}(x, \pi_T(x))$. A natural downstream policy may be the greedy policy, defined

as $\hat{\pi}(x) = \arg \max_{a \in \mathcal{A}} r_{\hat{\theta}_T}(x, a)$. However, Theorem 3.9 in [Zhu et al. \(2023b\)](#) illustrates that such a greedy policy may fail in some cases. To address this, we incorporate a concept from offline reinforcement learning known as pessimism ([Jin et al., 2021](#)). The pessimistic policy from [Zhu et al. \(2023b\)](#) is unsuitable for our application, as it derives confidence bounds from randomly queried data. In contrast, our approach requires bounds based on actively queried data in an adaptive way.

We now propose a lemma on the estimation error based on the data $\{(z_t, \beta_t)\}_{t=1}^T$ actively selected using [Algorithm 1](#).

Lemma 2. *Let Assumptions 1 and 2 (see Section 4) hold and $\hat{\theta}_T$ be the estimator derived from [Algorithm 1](#). With probability at least $1 - \delta$ for $\delta \in (0, 1)$, there exist some positive constants C_1 and C_2 such that*

$$\|\hat{\theta}_T - \theta_*\|_{\bar{H}_T(\hat{\theta}_T)} \leq \sqrt{\frac{C_1}{T} \left[d \log \left(e + \frac{C_2}{d} \right) + \log \frac{2}{\delta} \right]},$$

where $\bar{H}_T(\hat{\theta}_T) = \frac{1}{T} H_T(\hat{\theta}_T)$ with $H_T(\hat{\theta}_T)$ defined in [\(7\)](#), and the notation e is the mathematical constant approximately equal to 2.7183.

[Lemma 2](#) quantifies the uncertainty that arises from approximating θ_* using $\hat{\theta}_T$. Now, we discuss the evaluation of the policy. Let $\pi : \mathcal{X} \mapsto \mathcal{A}$ be a function from the set of policies Π that maps each context to an action. The expected value of a policy π is given by $J(\pi) = \mathbb{E}_{x \sim \rho} r_{\theta_*}(x, \pi(x))$, where ρ denotes the distribution from which the context x is sampled. The optimal policy is defined as $\pi^*(x) = \arg \max_{a \in \mathcal{A}} r_{\theta_*}(x, a)$. The effectiveness of any policy π is measured by its sub-optimality defined as

$$\text{SubOpt}(\pi) = J(\pi^*) - J(\pi), \tag{8}$$

which quantifies how much the expected reward under π falls short of the expected reward under the optimal policy π^* . We define the set of parameters as

$$\mathcal{C}(\hat{\theta}_T, \delta) = \left\{ \theta \in \Theta : \|\hat{\theta}_T - \theta\|_{\bar{H}_T(\hat{\theta}_T)} \leq \sqrt{\frac{C_1}{T} \left[d \log \left(e + \frac{C_2 T}{d} \right) + \log \frac{2}{\delta} \right]} \right\}. \tag{9}$$

Algorithm 2 Pessimistic Learning Policy

- 1: **Input:** the estimator $\hat{\boldsymbol{\theta}}_T$ from Algorithm 1, the sample information matrix $H_T(\hat{\boldsymbol{\theta}}_T)$, the sample budget T , the dimension d and the probability $\delta \in (0, 1)$.
 - 2: Define $\mathcal{C}(\hat{\boldsymbol{\theta}}_T, \delta)$ as in (9).
 - 3: Compute the pessimistic expected value function $\hat{J}_T(\pi)$ as defined in (10).
 - 4: **Output:** $\hat{\pi}_T = \arg \max_{\pi} \hat{J}(\pi)$.
-

According to Lemma 2, the true reward parameter $\boldsymbol{\theta}_*$ lies in this confidence set $\mathcal{C}(\hat{\boldsymbol{\theta}}_T, \delta)$ with probability at least $1 - \delta$. The pessimistic expected value function is defined as

$$\hat{J}_T(\pi) = \min_{\boldsymbol{\theta} \in \mathcal{C}(\hat{\boldsymbol{\theta}}_T, \delta)} \mathbb{E}_{x \sim \rho} \boldsymbol{\theta}^\top \phi(x, \pi(x)) = \hat{\boldsymbol{\theta}}_T^\top \mathbb{E}_{x \sim \rho} \phi(x, \pi(x)) - \|\mathbb{E}_{x \sim \rho} \phi(x, \pi(x))\|_{\hat{H}_T^{-1}(\hat{\boldsymbol{\theta}}_T)} \gamma(T, d, \delta), \quad (10)$$

where $\gamma(T, d, \delta) = \sqrt{\frac{C_1}{T} [d \log(e + \frac{C_2 T}{d}) + \log \frac{2}{\delta}]}$. Using (10), the pessimistic policy is obtained as

$$\hat{\pi}_T = \arg \max_{\pi} \hat{J}_T(\pi). \quad (11)$$

We present the details of the pessimistic policy in Algorithm 2.

4 Theoretical Analysis

This section delves into the theoretical performance of our algorithm tailored for dual active learning. Initially, we present a theorem demonstrating that the information matrix, constructed from our sequential MLE estimator, almost surely converges to the information matrix of the D -optimal design evaluated at the true reward parameter $\boldsymbol{\theta}_*$. Subsequently, we assert that the distribution of our adaptive estimator $\hat{\boldsymbol{\theta}}_T$ asymptotically approaches a multivariate normal distribution. We proceed to compare the efficiency of our proposed policy against benchmark policies by examining their respective variance-covariance matrices. Lastly, we conduct a thorough analysis of the sub-optimality associated with our proposed pessimistic learning policy.

In Algorithm 1, we sequentially select the sequence z_1, \dots, z_T and the corresponding teacher sequence β_1, \dots, β_T . Utilizing these adaptively chosen sequences alongside the MLE $\hat{\boldsymbol{\theta}}_T$, the

Fisher information matrix is constructed as

$$M(\xi_T, \widehat{\boldsymbol{\theta}}_T) = \frac{1}{T} \sum_{t=1}^T \dot{\mu}(\beta_t \widehat{\boldsymbol{\theta}}_T^\top z_t) \beta_t^2 z_t z_t^\top. \quad (12)$$

We make an assumption regarding the information matrix of the D -optimal design.

Assumption 1. *The information matrix $M(\xi^*, \boldsymbol{\theta}_*)$ define in (6) is positive definite.*

Assumption 1 ensures the positive definiteness of the information matrix of the D -optimal design (Chaudhuri and Mykland, 1993; Pronzato, 2010; Yang et al., 2013; Freise et al., 2021).

We next make the following assumption on the parameter space Θ , the teacher space \mathcal{B} , and the mapping ϕ .

Assumption 2. *There exist positive constants C_θ, C_β and C_ϕ such that $\|\boldsymbol{\theta}\|_2 \leq C_\theta$ for all $\boldsymbol{\theta} \in \Theta$, $|\beta| < C_\beta$ for all $\beta \in \mathcal{B}$, $\|\phi(x, a)\|_2 \leq C_\phi$ for all $(x, a) \in \mathcal{X} \times \mathcal{A}$. The parameter $\boldsymbol{\theta}_*$ is assumed to be identifiable.*

Assumption 2 is a mild assumption on the parameter space and is also adopted in Zhu et al. (2023b); Das et al. (2024); Mukherjee et al. (2024); Ji et al. (2024). Recall that $z = \phi(x, a^{(1)}) - \phi(x, a^{(0)})$. By Assumption 2, we know $z \in \mathcal{Z}$ is bounded, and hence $\|z\|_2 < C_z$ for some positive constant C_z .

Remark 2. *For the identification of $\boldsymbol{\theta}_*$, some literature, such as Zhu et al. (2023b); Das et al. (2024); Mukherjee et al. (2024), assumes that $\mathbf{1}^\top \boldsymbol{\theta}_* = 0$. However, this condition may not be sufficient for the identification of $\boldsymbol{\theta}_*$ in all cases. Consider, for instance, when $\boldsymbol{\theta}_* = (\theta_1, \theta_2, \theta_3)^\top \in \mathbb{R}^3$, $x = (x_1, x_2)^\top \in \mathbb{R}^2$, $a \in \mathbb{R}$, and $\phi(x, a) = (x_1, x_2, x_1 a)^\top \in \mathbb{R}^3$. Here, the difference vector $z = \phi(x, a^{(1)}) - \phi(x, a^{(0)}) = (0, 0, x_1(a^{(1)} - a^{(0)}))^\top$. Consequently, $\boldsymbol{\theta}_*^\top z = \theta_3 x_1 (a^{(1)} - a^{(0)})$ only allows for the identification of θ_3 , even under the assumption that $\mathbf{1}^\top \boldsymbol{\theta}_* = 0$. A more suitable assumption for identifying $\boldsymbol{\theta}_*$ is to ensure that the number of components in $\phi(x, a)$ not involving action a equals the number of constraints imposed on $\boldsymbol{\theta}_*$.*

The convergence of this adaptively generated information matrix $M(\xi_T, \widehat{\boldsymbol{\theta}}_T)$ is established in

the following theorem.

Theorem 1. *Assuming that Assumptions 1 and 2 are satisfied and $\widehat{\boldsymbol{\theta}}_T$ is the estimator derived from Algorithm 1, let $M(\xi_T, \widehat{\boldsymbol{\theta}}_T)$ be as defined in (12) and $M(\xi^*, \boldsymbol{\theta}_*)$ as in (6). It follows that*

$$M(\xi_T, \widehat{\boldsymbol{\theta}}_T) \xrightarrow{\text{a.s.}} M(\xi^*, \boldsymbol{\theta}_*), \text{ as } T \rightarrow \infty,$$

where $\xrightarrow{\text{a.s.}}$ denotes convergence almost surely.

Theorem 1 asserts that the information matrix $M(\xi_T, \widehat{\boldsymbol{\theta}}_T)$ converges almost surely to $M(\xi^*, \boldsymbol{\theta}_*)$, which maximizes $\det M(\xi, \boldsymbol{\theta}_*)$ over the set of all designs.

Theorem 2. *Let $\widehat{\boldsymbol{\theta}}_T$ be the estimator from Algorithm 1 and $M(\xi^*, \boldsymbol{\theta}_*)$ be defined in (6). Under Assumptions 1 and 2, we have*

$$\sqrt{T}(\widehat{\boldsymbol{\theta}}_T - \boldsymbol{\theta}_*) \xrightarrow{d} N(0, M^{-1}(\xi^*, \boldsymbol{\theta}_*)), \text{ as } T \rightarrow \infty,$$

where \xrightarrow{d} denotes convergence in distribution.

Theorem 2 indicates that the adaptive MLE estimator $\widehat{\boldsymbol{\theta}}_T$ generated by Algorithm 1 asymptotically follows a multivariate normal distribution with a covariance matrix given by $M^{-1}(\xi^*, \boldsymbol{\theta}_*)$, which implies the asymptotic variance-covariance matrix of $\widehat{\boldsymbol{\theta}}_T$ is $\frac{1}{T}M^{-1}(\xi^*, \boldsymbol{\theta}_*)$.

We next compare our Algorithm 1 with a benchmark random policy, detailed in Algorithm 3. In the random policy, both the sequence of z_t and the sequence of teacher rationality β_t are selected randomly from their respective sets. All procedural steps align with those in Algorithm 1, except for the random selection component. In the random policy, the conversations and teachers are randomly selected from the original distribution on $\mathcal{Z} \times \mathcal{B}$. We denote ξ^r as the original probability measure on $\mathcal{Z} \times \mathcal{B}$. The information matrix under ξ^r is $M(\xi^r, \boldsymbol{\theta}_*) = \mathbb{E}_{\xi^r}[\mu(\beta z^\top \boldsymbol{\theta}_*) \beta^2 z z^\top]$. To highlight the importance of simultaneous selection of conversations and teachers, we modify Algorithm 1 to create two additional benchmark policies: **Conversation Selection Only** and **Teacher Selection Only**. The **Conversation**

Algorithm 3 Reward learning using random policy (benchmark policy)

- 1: **Input:** $T, \{\beta_1^{(k)}, \dots, \beta_m^{(k)}\}_{k=1}^g, \{(x^{(i)}, o^{(i)}, a_i^{(0)}, a_i^{(1)})\}_{i=1}^n$
 - 2: $z^{(i)} = \phi(x^{(i)}, a_i^{(1)}) - \phi(x^{(i)}, a_i^{(0)})$ for $i = 1, \dots, n$.
 - 3: $\mathcal{Z} = \{z^{(1)}, \dots, z^{(n)}\}$
 - 4: $\mathcal{B}_k = \{\beta_1^{(k)}, \dots, \beta_m^{(k)}\}$ for $k = 1, \dots, g$.
 - 5: **Initialize parameters:** $\widehat{\theta}_0$
 - 6: **for** $t = 1$ to T **do**
 - 7: Randomly choose z_t from \mathcal{Z} and then β_t from \mathcal{B}_k with k being the type of z_t .
 - 8: Find $(x^{(i)}, a_i^{(0)}, a_i^{(1)})$ such that $z_t = \phi(x^{(i)}, a_i^{(1)}) - \phi(x^{(i)}, a_i^{(0)})$.
 - 9: Obtain preference y_t from human teacher β_t between $a_i^{(0)}$ and $a_i^{(1)}$.
 - 10: **end for**
 - 11: Compute $\widehat{\theta}_T^r = \arg \max_{\theta \in \Theta} L_T(\theta)$, where $L_T(\theta)$ is defined in (4).
 - 12: **Output:** $\widehat{\theta}_T^r$
-

Selection Only policy selects conversations using our approach but selects teachers randomly.

This can be done by modifying step 8 of Algorithm 1 to randomly select β_t while maximizing the determinant of the information matrix over z . Conversely, the **Teacher Selection Only** policy selects teachers actively and conversations randomly by modifying the same step to randomly select z_t and then finding β_t that maximizes the determinant of the information matrix. We denote ξ^c and ξ^t as the designs of **Conversation Selection Only** and **Teacher Selection Only** policies, respectively. To illustrate the comparative efficacy, we introduce the following corollary contrasting the performance of Algorithm 1 with these benchmarks.

Corollary 1. *Let $\widehat{\theta}_T^r$ be the MLE based on $\{(z_t, \beta_t)\}_{t=1}^T$ generated by random design described in Algorithm 3. Under Assumptions 1 and 2, the asymptotic distribution of $\widehat{\theta}_T^r$ is*

$$\sqrt{T}(\widehat{\theta}_T^r - \theta_*) \xrightarrow{d} N(0, \{M(\xi^r, \theta_*)\}^{-1}),$$

where the expectation $\mathbb{E}[\mu(\beta z^\top \theta_*) \beta^2 z z^\top]$ is taken on the original distribution on $\mathcal{Z} \times \mathcal{B}$.

Moreover, we have

$$\det M(\xi^*, \theta_*) \geq \max\{\det M(\xi^r, \theta_*), \det M(\xi^c, \theta_*), \det M(\xi^t, \theta_*)\},$$

where $M(\xi^*, \theta_*)$ is defined in (6).

Corollary 1 reveals that the determinant of the asymptotic variance-covariance matrix of $\widehat{\boldsymbol{\theta}}_T$ from our proposed method is no less than those of estimators from the three benchmark policies. The determinants are equal when the D -optimal design ξ^* matches exactly the designs ξ^r, ξ^c, ξ^t on $\mathcal{Z} \times \mathcal{B}$, which is a very rare event. From Corollary 1, the estimator $\widehat{\boldsymbol{\theta}}_T$ achieves a smaller volume of the confidence ellipsoid of $\boldsymbol{\theta}_*$, leading to a more accurate estimation of $\boldsymbol{\theta}_*$ as illustrated in Figure 2.

We now evaluate the sub-optimality of the proposed pessimistic policy as outlined in Algorithm 2. This policy utilizes the estimator $\widehat{\boldsymbol{\theta}}_T$ derived from Algorithm 1, producing a policy $\widehat{\pi}_T : \mathcal{X} \mapsto \mathcal{A}$.

Theorem 3. *Under Assumptions 1 and 2, for any $1 < \delta < 1$, with probability at least $1 - \delta$, when $T > T_0$ for some positive constant T_0 , the sub-optimality of the pessimistic policy defined in (11) is bounded by*

$$\text{SubOpt}(\widehat{\pi}_T) \leq 2\sqrt{\frac{C_1}{T} \left[d \log \left(e + \frac{C_2 T}{d} \right) + \log \frac{2}{\delta} \right]} \|M^{-1/2}(\xi^*, \boldsymbol{\theta}_*) \mathbb{E}_{x \sim \rho} \phi(x, \pi^*(x))\|_2,$$

where the positive constants C_1 and C_2 are the same as those specified in Lemma 2.

We now analyze the effect of the teacher rationality on $\text{SubOpt}(\widehat{\pi}_T)$ using Theorem 3. The fact $\|M^{-1/2}(\xi^*, \boldsymbol{\theta}_*) \mathbb{E}_{x \sim \rho} \phi(x, \pi^*(x))\|_2 \leq \mathbb{E}_{x \sim \rho} \|(\phi(x, \pi^*(x)))\|_2 / \lambda_{\min}^{1/2}(M(\xi^*, \boldsymbol{\theta}_*))$ indicates that $\text{SubOpt}(\widehat{\pi}_T)$ is upper bounded by $1 / \lambda_{\min}^{1/2}(M(\xi^*, \boldsymbol{\theta}_*))$. From the D -optimal design equation (6), we observe that $\det M(\xi^*, \boldsymbol{\theta}_*)$ is influenced by the diversity in the teacher space \mathcal{B} . A broader range in \mathcal{B} typically increases $\det M(\xi^*, \boldsymbol{\theta}_*)$. Given that for any positive definite matrix, $\lambda_{\min}(M(\xi^*, \boldsymbol{\theta}_*)) \leq (\det M(\xi^*, \boldsymbol{\theta}_*))^{1/d}$, a more diverse teacher space generally increases $\lambda_{\min}(M(\xi^*, \boldsymbol{\theta}_*))$, thus reducing the sub-optimality of the policy. We verify this conclusion through numerical experiments in Section 5.1.2. Corollary 1 establishes that $\det M(\xi^*, \boldsymbol{\theta}_*) \geq \det M(\xi^r, \boldsymbol{\theta}_*)$. Following the reasoning above, we know our policy achieves a smaller upper bound of the sub-optimality gap compared to the random policy. The term $\|M^{-1/2}(\xi^*, \boldsymbol{\theta}_*) \mathbb{E}_{x \sim \rho} \phi(x, \pi^*(x))\|_2$ is assumed to be bounded in the literature on offline

reinforcement learning (Li et al., 2022; Zhu et al., 2023b). Zhu et al. (2023b) demonstrated that the sub-optimality gap of the non-pessimistic policy maintains a constant lower bound in some cases. In contrast, the sub-optimality gap of our policy converges to 0 as T approaches infinity under the same assumptions.

5 Experiments

In this section, we conduct simulation studies to test the effectiveness of our method, followed by real applications of large language models. To enhance computational efficiency, we introduce a batch version of Algorithm 1. This version utilizes a batch size denoted by K . Instead of individually selecting (z, β) -pairs, the batch version selects the top K pairs in step 8 of Algorithm 1 and iterates only $\lfloor T/K \rfloor$ times to choose T samples. The rest of the procedure in the batch version follows that of Algorithm 1. When $K = 1$, the batch version coincides with Algorithm 1.

5.1 Simulation

In our simulation study, we consider a context vector $x = (x_1, x_2, x_3, x_4, x_5)^\top \in \mathbb{R}^5$. The component x_1 is i.i.d. drawn from the uniform distribution $\text{Unif}(1, 2)$, and the remaining components x_2, x_3, x_4, x_5 are i.i.d. chosen from $\text{Unif}(-1/2, 1/2)$. The feature mapping function is defined as $\phi(x, a) = (x_1 a^2, x_2 a, x_3 a, x_4 a, x_5 a)^\top \in \mathbb{R}^5$. The true reward parameter vector $\theta_* = (\theta_1, \theta_2, \theta_3, \theta_4, \theta_5)^\top$ has components $\theta_1 = -1/2$ and $\theta_2 = \theta_3 = \theta_4 = \theta_5 = 1/2$. The reward function is $r_{\theta_*}(x, a) = \theta_*^\top \phi(x, a)$. The optimal action, derived from this setup, is

$$a^*(x) = \arg \max_a r_{\theta_*}(x, a) = -\frac{\theta_2 x_2 + \theta_3 x_3 + \theta_4 x_4 + \theta_5 x_5}{2\theta_1 x_1}.$$

The actions $a^{(0)} \in \mathbb{R}$ is set as $a^{(0)}(x) = a^*(x)$, and $a^{(1)} \in \mathbb{R}$ is set as $a^{(1)}(x) = \|x\|_2/3$. The simulation involves $g = 5$ types of contexts and $m = 20$ teachers, with each teacher’s rationality parameter $\beta_j^{(k)}$, for $j \in \{1, \dots, m\}$ and $k \in \{1, \dots, g\}$, upper bounded by $C_\beta = 3$.

We aim to select T samples from $n = 10000$ candidates for reward learning and decision making.

We evaluate different policies for conversation-teacher selection and policy evaluation. The first is **Our Policy**, which implements dual active reward learning using D -optimal design as per Algorithm 1 and includes a pessimistic policy as outlined in Algorithm 2. The second and third benchmarks are **Conversation Selection Only** and **Teacher Selection Only** policies defined in Section 4. The fourth policy, **APO**, represents the active preference optimization approach by Das et al. (2024), focusing solely on active conversation selection. The fifth policy is a **Random** policy as detailed in Algorithm 3, selecting both contexts and teachers randomly. For these four benchmark policies, the decision rule for selecting actions is the greedy policy, i.e.,

$$a(x) = -\frac{\hat{\theta}_2 x_2 + \hat{\theta}_3 x_3 + \hat{\theta}_4 x_4 + \hat{\theta}_5 x_5}{2\hat{\theta}_1 x_1}, \quad (13)$$

where $\hat{\theta} = (\hat{\theta}_1, \hat{\theta}_2, \hat{\theta}_3, \hat{\theta}_4, \hat{\theta}_5)^\top$ is the estimator of θ_* derived from the corresponding policy. To facilitate a more comprehensive ablation study, we also introduce an additional benchmark policy, **Non-pessimistic Policy**, which implements dual active reward learning using Algorithm 1, and selects actions based on the greedy approach outlined in (13). Different policies employ distinct strategies for conversation selection, teacher selection, and action choice, as summarized in Table 3. It is crucial to highlight that the D -optimal designs employed by policies **Conversation Selection Only** and **Teacher Selection Only** are adapted from our proposed Algorithm 1. The aim of comparing these policies is to gain deeper insights into the effectiveness of the different components of the overall policy.

5.1.1 Comparison of Different Policies

We first assess the reward estimation of the policies based on the generalized variance (GV) and the mean squared error (MSE, defined as $\mathbb{E}\|\hat{\theta} - \theta_*\|_2$) of their reward estimators. The rationality of each teacher β is independently drawn from a uniform distribution $\text{Unif}(0, 2)$.

Table 3: Strategies for conversation and teacher selection, and action choice in different policies

Policies	Conversation selection	Teacher Selection	Action choice
Our Policy	Algorithm 1	Algorithm 1	Algorithm 2
Non-pessimistic Policy	Algorithm 1	Algorithm 1	Non-pessimistic
Conversation Selection Only	D -optimal design	Random	Non-pessimistic
Teacher Selection Only	Random	D -optimal design	Non-pessimistic
APO	APO (Das et al., 2024)	Random	Non-pessimistic
Random	Random	Random	Non-pessimistic

Table 4: Performance of the Estimator for Reward Parameter with $T = 1000$

Policies	$K = 1$		$K = 50$		$K = 100$	
	GV	MSE	GV	MSE	GV	MSE
Our Policy	1.52	1.147	4.78	1.175	8.28	1.225
Conversation Selection Only	37.5	1.402	19.6	1.408	80	1.554
Teacher Selection Only	653	1.962	1890	2.137	2180	2.049
APO	354	2.145	1080	2.076	520	2.072
Random	41600	2.808	125000	3.342	110000	3.208

GV is expressed in units of 10^{-11} .

A smaller GV indicates a smaller variation of the estimator, whereas a smaller MSE reflects closer proximity to the true reward values. The results, highlighted in Table 4 with the best outcomes in bold, reveal that **Our Policy** performs superiorly, showing the lowest GV and MSE. This table excludes results for the **Non-pessimistic Policy** on reward estimation because it employs the same context and teacher selection strategy as **Our Policy**, making their outcomes identical to **Our Policy**. When teacher selection is not considered, the **Conversation Selection Only** policy outperforms the state-of-the-art **APO** policy in terms of both GV and MSE, underscoring the effectiveness of our policy in reward estimation. Furthermore, the superior performance of **Our Policy** compared to the **Conversation Selection Only** policy underscores the critical role of teacher selection in achieving more accurate reward estimations.

We further analyze the sub-optimality gap defined in (8) across different policies. Figure 3 shows the sub-optimality gaps of different policies across varying sample sizes T over 20

repetitions. **Our Policy** consistently outperforms the others. To provide deeper insights, we conduct a detailed comparison of these policies to better understand the impact of each component on overall policy performance.

- When compared to the **Random** policy, **Conversation Selection Only** shows a lower sub-optimality gap, highlighting the benefits of strategic conversation selection. Similarly, the **Teacher Selection Only** policy outperforms the **Random** policy, validating the importance of selecting teachers.
- **Non-pessimistic Policy** results in the lower sub-optimality gap than **Conversation Selection Only** and **Teacher Selection Only** policies, indicating the advantage of simultaneous selection of conversations and teachers.
- The **Conversation Selection Only** policy demonstrates lower sub-optimality gap compared to the **APO** policy, confirming that our active reward learning approach utilizing D -optimal design is more effective.
- **Our Policy** outperforms the **Non-pessimistic Policy**, highlighting the effectiveness of the pessimistic approach.

This analysis confirms the superior performance of our proposed policy across different batch sizes K . Furthermore, we examine the computational efficiency of the batch version of our approach. The computation times for one repetition of **Our Policy** are 1000.94 seconds, 27.69 seconds, and 17.55 seconds for batch sizes K of 1, 50, and 100, respectively, showcasing significant reductions in computation time with increased batch sizes.

5.1.2 Role of Teachers

We now examine the influence of teacher rationality on the sub-optimality gaps under varying ranges of rationality. The rationality parameter β is i.i.d. chosen from three different uniform distributions: $\text{Unif}(0, 3)$, $\text{Unif}(0, 2)$, and $\text{Unif}(0, 1)$. Figure 4 illustrates that a broader range of rationality generally results in a smaller sub-optimality gap across different batch sizes when

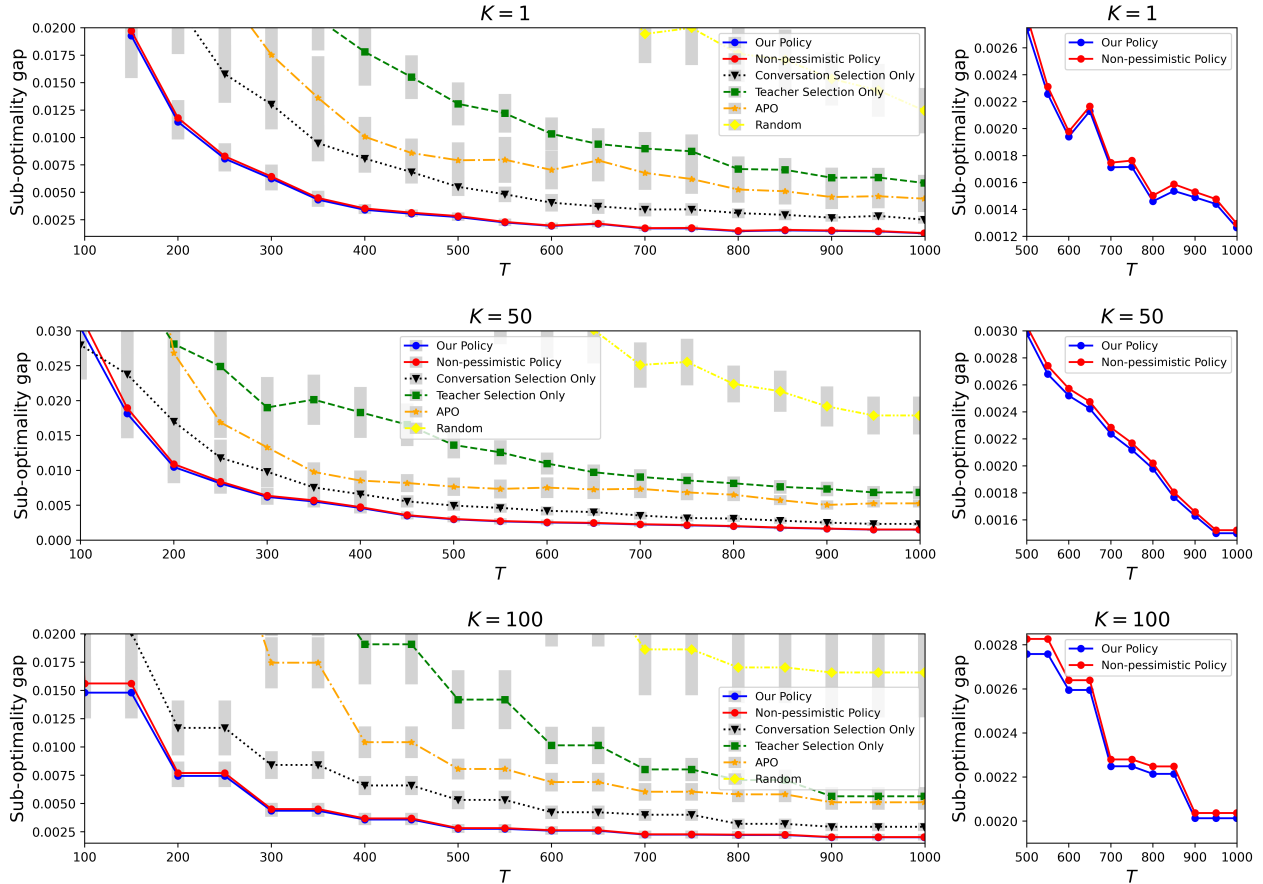


Figure 3: Sub-optimality gaps for the six policies. The three subplots show the sub-optimality gap when the batch size K is 1, 50 and 100, respectively.

employing **Our Policy**. This phenomenon suggests that a wider range of rationality choices allows for more selective and effective teacher querying, thus reducing the sub-optimality gap. The intuition behind this is that a broader range of rationality leads to a larger $\det M(\xi^*, \theta_*)$, resulting in a better estimation of the reward parameter.

5.1.3 Effect of Dimension

We evaluate the impact of dimensionality on the sub-optimality gap for **Our Policy** across dimensions $d = 3, 5, 10$ and different batch sizes. The teacher rationality β is sampled from $\text{Unif}(0, 1)$. The results depicted in Figure 5 indicate that the sub-optimality gap increases with the dimension, consistent with the implications of Theorem 3.

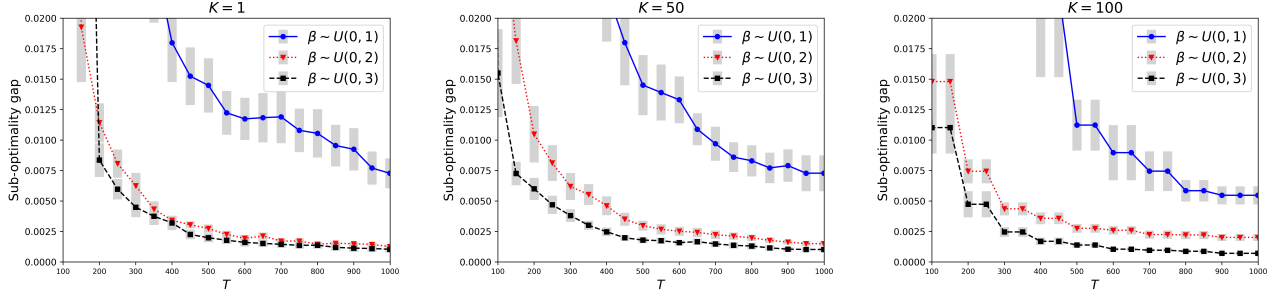


Figure 4: Sub-optimality gap for **Our Policy** at different ranges of teacher rationality.

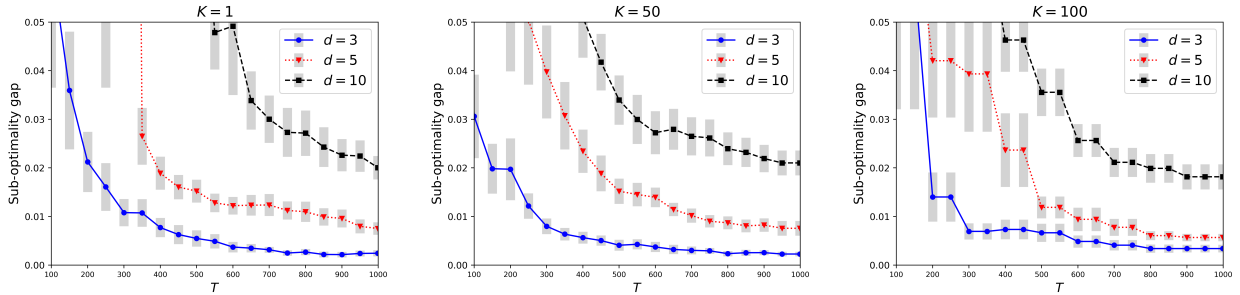


Figure 5: Sub-optimality gap for **Our Policy** at different dimensions.

5.2 Applications to LLMs

In this experiment, we implement our policy within large language models, utilizing the public datasets Anthropic (Bai et al., 2022), Nectar (Zhu et al., 2023a) and UltraFeedback (Cui et al., 2024). We collect all the prompts with single-turn dialogues from these datasets and process them into a pairwise training format, where each question is paired with two answers. Here, each question serves as the context x , and the two answers serve as $a^{(0)}$ and $a^{(1)}$. Each answer is given a rating score², and the answer with the higher score is treated as the chosen one. We randomly select 40000 samples and divide them into a training subset and a test subset with a 4:1 ratio.

The pretrained model employed is Gemma-7b-it³ (Team et al., 2024). The feature map ϕ in (1) is derived by removing the last layer of the pretrained language model, yielding a

²<https://huggingface.co/datasets/llm-blender/Unified-Feedback>

³<https://huggingface.co/google/gemma-7b-it>

d -dimensional vector, where the dimension $d = 2048$ is determined by the `Gemma-7b-it` model. More details of the pretrained model and the real data are in Appendix B.

Our goal in the experiments is to learn the reward function specified in (1) within a sample budget of $T = 5000$, i.e., selecting 5000 samples from $n = 32000$ training samples. We briefly describe the process of the experiments. The question and two corresponding answers $(x, a^{(0)}, a^{(1)})$ are first input into the `Gemma-7b-it` model. After processing through the last layer of the `Gemma-7b-it` model, the triple $(x, a^{(0)}, a^{(1)})$ is transformed into a 2048-dimensional vector $\phi(x, a^{(0)}, a^{(1)})$. Since no information about the rationality of teachers is available in the datasets, we assume that teachers are homogeneous and the rationality of teacher is fixed at 1. The preference y denoting the preference between $a^{(0)}$ and $a^{(1)}$ follows the Bernoulli distribution as described in (3) with $\beta_j^{(k)} = 1$. Our objective is to estimate the parameter θ_* in (3) using MLE.

Since the true reward parameter in (3) is unknown, we evaluate the effectiveness of different policies using the reward accuracy, which is widely used in assessing reward estimation in large language models (Yao et al., 2023; Das et al., 2024). Using the estimator $\hat{\theta}$, we can obtain the estimated reward $\hat{\theta}^\top \phi(x, a)$. The reward accuracy is defined as the percentage of instances where the estimated reward of the chosen response exceeds that of the rejected one. A higher reward accuracy signifies a better policy.

Our experiments are conducted using the Nvidia A100 GPU resources. We assess the reward accuracy for test samples across various T values and batch sizes $K = 1, 50, 100$ for different datasets under different policies, illustrated in Figures 6, 7, and 8. In the real data analysis, we compare **Our Policy** with two existing benchmark policy, **APO** (Das et al., 2024) and **Random** (Ouyang et al., 2022). The results demonstrate that **Our Policy** outperforms the **APO** and **Random** policies across diverse datasets and batch sizes. Additionally, we explore the computational efficiency of the batch version of **Our Policy**, observing marked

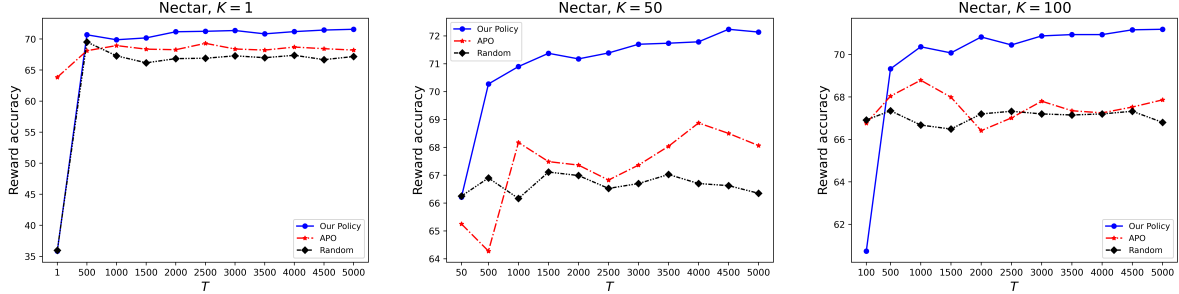


Figure 6: Reward accuracy of different policies using dataset Nectar.

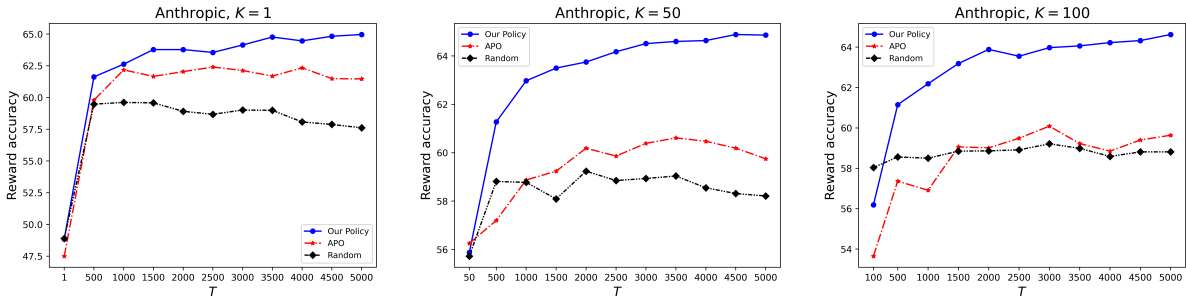


Figure 7: Reward accuracy of different policies using dataset Anthropic.

reductions in computation time with increased batch sizes: for **Anthropic**, times are 127.79 hours ($K = 1$), 2.90 hours ($K = 50$), and 1.38 hours ($K = 100$); for **Nectar**, times are 128.52 hours ($K = 1$), 2.88 hours ($K = 50$), and 1.39 hours ($K = 100$); and for **UltraFeedback**, times are 128.42 hours ($K = 1$), 2.76 hours ($K = 50$), and 1.56 hours ($K = 100$).

6 Conclusion

In this paper, we introduce a comprehensive framework for dual active learning for RLHF, incorporating simultaneous conversation and teacher selection. Our theoretical analysis validates the effectiveness of our proposed algorithm. Furthermore, experimental results consistently demonstrate that our policy outperforms existing state-of-the-art approaches. Based on the adaptively learned reward estimator, we develop a pessimistic policy for the offline RL problem. This framework not only enhances the accuracy of the reward estimation but also optimizes the efficiency of data usage in the training of large language models, offering significant advancements in the field of RLHF. For future exploration, we can investigate how to address infeasible tasks (Zhang et al., 2024) and integrate causal reasoning (Cai et al., 2023) into large language models using the dual active learning framework.

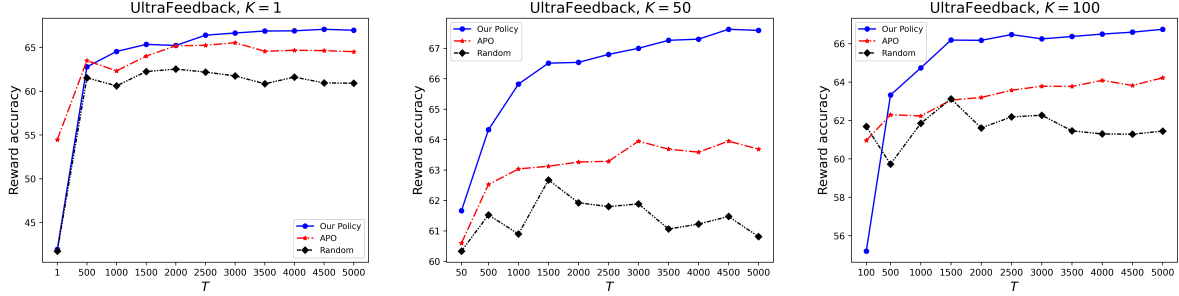


Figure 8: Reward accuracy of different policies using dataset UltraFeedback.

References

- Alsagheer, D., Karanjai, R., Diallo, N., Shi, W., Lu, Y., Beydoun, S., and Zhang, Q. (2024), “Comparing Rationality Between Large Language Models and Humans: Insights and Open Questions,” *arXiv preprint arXiv:2403.09798*.
- Bai, Y., Jones, A., Ndousse, K., Askell, A., Chen, A., DasSarma, N., Drain, D., Fort, S., Ganguli, D., Henighan, T., et al. (2022), “Training a helpful and harmless assistant with reinforcement learning from human feedback,” *arXiv preprint arXiv:2204.05862*.
- Barnett, P., Freedman, R., Svegliato, J., and Russell, S. (2023), “Active Reward Learning from Multiple Teachers,” in *The AAAI Workshop on Artificial Intelligence Safety*.
- Billingsley, P. (1995), *Probability and Measure*, Wiley Series in Probability and Statistics, Wiley.
- Boyd, S. and Vandenberghe, L. (2004), *Convex Optimization*, Cambridge University Press.
- Bradley, R. A. and Terry, M. E. (1952), “Rank analysis of incomplete block designs: I. The method of paired comparisons,” *Biometrika*, 39, 324–345.
- Cai, H., Liu, S., and Song, R. (2023), “Is Knowledge All Large Language Models Needed for Causal Reasoning?” *arXiv preprint arXiv:2401.00139*.
- Chakraborty, S., Qiu, J., Yuan, H., Koppel, A., Huang, F., Manocha, D., Bedi, A. S., and Wang, M. (2024), “MaxMin-RLHF: Towards equitable alignment of large language models with diverse human preferences,” *arXiv preprint arXiv:2402.08925*.
- Chang, J., Uehara, M., Sreenivas, D., Kidambi, R., and Sun, W. (2021), “Mitigating covariate shift in imitation learning via offline data with partial coverage,” *Advances in Neural Information Processing Systems*, 34, 965–979.

- Chaudhuri, P. and Mykland, P. A. (1993), “Nonlinear Experiments: Optimal Design and Inference Based on Likelihood,” *Journal of the American Statistical Association*, 88, 538–546.
- Chen, X., Qi, Z., and Wan, R. (2023), “STEEL: Singularity-aware Reinforcement Learning,” *arXiv preprint arXiv:2301.13152*.
- Cui, G., Yuan, L., Ding, N., Yao, G., He, B., Zhu, W., Ni, Y., Xie, G., Xie, R., Lin, Y., Liu, Z., and Sun, M. (2024), “ULTRAFEEDBACK: Boosting Language Models with Scaled AI Feedback,” in *Forty-first International Conference on Machine Learning*.
- Daniels-Koch, O. and Freedman, R. (2022), “The Expertise Problem: Learning from Specialized Feedback,” in *NeurIPS ML Safety Workshop*.
- Das, N., Chakraborty, S., Pacchiano, A., and Chowdhury, S. R. (2024), “Active Preference Optimization for Sample Efficient RLHF,” *arXiv preprint arXiv:2402.10500*.
- Fahrmeir, L. and Kaufmann, H. (1985), “Consistency and Asymptotic Normality of the Maximum Likelihood Estimator in Generalized Linear Models,” *The Annals of Statistics*, 13, 342 – 368.
- Fedorov, V. V. and Leonov, S. L. (2013), *Optimal Design for Nonlinear Response Models*, Chapman & Hall/CRC Biostatistics Series, Taylor & Francis.
- Freedman, R., Svegliato, J., Wray, K., and Russell, S. (2023), “Active teacher selection for reinforcement learning from human feedback,” *arXiv preprint arXiv:2310.15288*.
- Freise, F., Gaffke, N., and Schwabe, R. (2021), “The adaptive Wynn algorithm in generalized linear models with univariate response,” *The Annals of Statistics*, 49, 702 – 722.
- Hall, P. and Heyde, C. C. (1980), *Martingale limit theory and its application*, New York: Academic Press, Inc.
- Hao, B., Jain, R., Lattimore, T., Van Roy, B., and Wen, Z. (2023), “Leveraging demonstrations to improve online learning: Quality matters,” in *International Conference on Machine Learning*, PMLR, pp. 12527–12545.
- Harville, D. A. (1997), *Matrix Algebra From a Statistician’s Perspective*, Springer New York.
- Jeon, H. J., Milli, S., and Dragan, A. (2020), “Reward-rational (implicit) choice: A unifying formalism for reward learning,” *Advances in Neural Information Processing Systems*, 33, 4415–4426.

- Ji, K., He, J., and Gu, Q. (2024), “Reinforcement Learning from Human Feedback with Active Queries,” *arXiv preprint arXiv:2402.09401*.
- Jin, Y., Ren, Z., Yang, Z., and Wang, Z. (2022), “Policy learning" without"overlap: Pessimism and generalized empirical Bernstein’s inequality,” *arXiv preprint arXiv:2212.09900*.
- Jin, Y., Yang, Z., and Wang, Z. (2021), “Is pessimism provably efficient for offline RL?” in *International Conference on Machine Learning*, PMLR, pp. 5084–5096.
- Kiefer, J. and Wolfowitz, J. (1960), “The Equivalence of Two Extremum Problems,” *Canadian Journal of Mathematics*, 12, 363–366.
- Lee, J., Yun, S.-Y., and Jun, K.-S. (2024), “Improved Regret Bounds of (Multinomial) Logistic Bandits via Regret-to-Confidence-Set Conversion,” in *International Conference on Artificial Intelligence and Statistics*, PMLR, pp. 4474–4482.
- Lee, K., Smith, L., and Abbeel, P. (2021), “Pebble: Feedback-efficient interactive reinforcement learning via relabeling experience and unsupervised pre-training,” *arXiv preprint arXiv:2106.05091*.
- Levine, S., Kumar, A., Tucker, G., and Fu, J. (2020), “Offline reinforcement learning: Tutorial, review, and perspectives on open problems,” *arXiv preprint arXiv:2005.01643*.
- Li, G., Ma, C., and Srebro, N. (2022), “Pessimism for Offline Linear Contextual Bandits using ℓ_p Confidence Sets,” *Advances in Neural Information Processing Systems*, 35, 20974–20987.
- Li, Z., Yang, Z., and Wang, M. (2023), “Reinforcement learning with human feedback: Learning dynamic choices via pessimism,” *arXiv preprint arXiv:2305.18438*.
- Liu, Z., Lu, M., Zhang, S., Liu, B., Guo, H., Yang, Y., Blanchet, J., and Wang, Z. (2024), “Provably mitigating overoptimization in RLHF: Your STF loss is implicitly an adversarial regularizer,” *arXiv preprint arXiv:2405.16436*.
- Mehta, V., Das, V., Neopane, O., Dai, Y., Bogunovic, I., Schneider, J., and Neiswanger, W. (2023), “Sample Efficient Reinforcement Learning from Human Feedback via Active Exploration,” *arXiv preprint arXiv:2312.00267*.
- Melo, L. C., Tigas, P., Abate, A., and Gal, Y. (2024), “Deep Bayesian Active Learning for Preference Modeling in Large Language Models,” *arXiv preprint arXiv:2406.10023*.
- Mukherjee, S., Lalitha, A., Kalantari, K., Deshmukh, A., Liu, G., Ma, Y., and Kveton, B. (2024), “Optimal Design for Human Feedback,” *arXiv preprint arXiv:2404.13895*.

- Muldrew, W., Hayes, P., Zhang, M., and Barber, D. (2024), “Active Preference Learning for Large Language Models,” in *Forty-first International Conference on Machine Learning*.
- Myrzakhan, A., Bsharat, S. M., and Shen, Z. (2024), “Open-LLM-Leaderboard: From Multi-choice to Open-style Questions for LLMs Evaluation, Benchmark, and Arena,” *arXiv preprint arXiv:2406.07545*.
- Ouyang, L., Wu, J., Jiang, X., Almeida, D., Wainwright, C., Mishkin, P., Zhang, C., Agarwal, S., Slama, K., Ray, A., et al. (2022), “Training language models to follow instructions with human feedback,” *Advances in neural information processing systems*, 35, 27730–27744.
- Park, C., Liu, M., Kong, D., Zhang, K., and Ozdaglar, A. E. (2024), “RLHF from Heterogeneous Feedback via Personalization and Preference Aggregation,” in *ICML 2024 Workshop on Theoretical Foundations of Foundation Models*.
- Pronzato, L. (2010), “One-step ahead adaptive D-optimal design on a finite design space is asymptotically optimal,” *Metrika*, 71, 219–238.
- Ramamurthy, R., Ammanabrolu, P., Brantley, K., Hessel, J., Sifa, R., Bauckhage, C., Hajishirzi, H., and Choi, Y. (2023), “Is Reinforcement Learning (Not) for Natural Language Processing: Benchmarks, Baselines, and Building Blocks for Natural Language Policy Optimization,” in *The Eleventh International Conference on Learning Representations*.
- Rashidinejad, P., Zhu, B., Ma, C., Jiao, J., and Russell, S. (2021), “Bridging offline reinforcement learning and imitation learning: A tale of pessimism,” *Advances in Neural Information Processing Systems*, 34, 11702–11716.
- Schulman, J., Wolski, F., Dhariwal, P., Radford, A., and Klimov, O. (2017), “Proximal policy optimization algorithms,” *arXiv preprint arXiv:1707.06347*.
- Team, G., Mesnard, T., Hardin, C., Dadashi, R., Bhupatiraju, S., Pathak, S., Sifre, L., Rivière, M., Kale, M. S., Love, J., et al. (2024), “Gemma: Open models based on gemini research and technology,” *arXiv preprint arXiv:2403.08295*.
- Tropp, J. A. (2012), “User-Friendly Tail Bounds for Sums of Random Matrices,” *Foundations of Computational Mathematics*, 12, 389–434.
- White, L. V. (1973), “An Extension of the General Equivalence Theorem to Nonlinear Models,” *Biometrika*, 60, 345–348.
- Wilks, S. S. (1932), “Certain Generalizations in the Analysis of Variance,” *Biometrika*, 24, 471–494.

- Wu, D., Jiao, Y., Shen, L., Yang, H., and Lu, X. (2024), “Neural Network Approximation for Pessimistic Offline Reinforcement Learning,” in *Proceedings of the AAAI Conference on Artificial Intelligence*, vol. 38, pp. 15868–15877.
- Xiao, J., Li, Z., Xie, X., Getzen, E., Fang, C., Long, Q., and Su, W. J. (2024), “On the Algorithmic Bias of Aligning Large Language Models with RLHF: Preference Collapse and Matching Regularization,” *arXiv preprint arXiv:2405.16455*.
- Xie, T., Cheng, C.-A., Jiang, N., Mineiro, P., and Agarwal, A. (2021), “Bellman-consistent pessimism for offline reinforcement learning,” *Advances in neural information processing systems*, 34, 6683–6694.
- Yang, M., Biedermann, S., and Tang, E. (2013), “On optimal designs for nonlinear models: a general and efficient algorithm,” *Journal of the American Statistical Association*, 108, 1411–1420.
- Yao, Z., Aminabadi, R. Y., Ruwase, O., Rajbhandari, S., Wu, X., Awan, A. A., Rasley, J., Zhang, M., Li, C., Holmes, C., et al. (2023), “Deepspeed-chat: Easy, fast and affordable rlhf training of chatgpt-like models at all scales,” *arXiv preprint arXiv:2308.01320*.
- Yin, M., Duan, Y., Wang, M., and Wang, Y.-X. (2022), “Near-optimal Offline Reinforcement Learning with Linear Representation: Leveraging Variance Information with Pessimism,” in *International Conference on Learning Representation*.
- Zeng, D., Dai, Y., Cheng, P., Wang, L., Hu, T., Chen, W., Du, N., and Xu, Z. (2024), “On Diversified Preferences of Large Language Model Alignment,” *arXiv preprint arXiv:2312.07401*.
- Zhan, W., Uehara, M., Kallus, N., Lee, J. D., and Sun, W. (2024), “Provable Offline Preference-Based Reinforcement Learning,” in *The Twelfth International Conference on Learning Representations*.
- Zhan, W., Uehara, M., Sun, W., and Lee, J. D. (2023), “How to Query Human Feedback Efficiently in RL?” in *ICML 2023 Workshop The Many Facets of Preference-Based Learning*.
- Zhang, W., Xu, Z., and Cai, H. (2024), “Defining Boundaries: A Spectrum of Task Feasibility for Large Language Models,” *arXiv preprint arXiv:2408.05873*.
- Zhong, H., Deng, Z., Su, W. J., Wu, Z. S., and Zhang, L. (2024), “Provable multi-party reinforcement learning with diverse human feedback,” *arXiv preprint arXiv:2403.05006*.

- Zhou, W. (2024), “Bi-level offline policy optimization with limited exploration,” *Advances in Neural Information Processing Systems*, 36.
- Zhu, B., Frick, E., Wu, T., Zhu, H., and Jiao, J. (2023a), “Starling-7B: Improving LLM Helpfulness & Harmlessness with RLAIIF,” .
- Zhu, B., Jordan, M., and Jiao, J. (2023b), “Principled reinforcement learning with human feedback from pairwise or K -wise comparisons,” in *International Conference on Machine Learning*, PMLR, pp. 43037–43067.

Supplementary Materials

“Dual Active Learning for Reinforcement Learning from Human Feedback”

Pangpang Liu, Chengchun Shi, Will Wei Sun

In this supplement, we extend our framework to MDPs, briefly describe the datasets and the pretrained model used in Section 5.2, and provide detailed proofs of the theoretical results, including Lemma 1, Lemma 2, Theorem 1, Theorem 2, Theorem 3, Theorem 4 and Corollary 1.

A Extension to Markov Decision Processes

Now, we extend our framework to MDPs. We consider a finite-horizon MDP characterized by the tuple $(\mathcal{S}, \mathcal{A}, N, \{P_i\}_{i=1}^N, \{r_i\}_{i=1}^N, \rho)$. Here, \mathcal{S} represents the state space, \mathcal{A} is the action space, N denotes the horizon length, $P_i : \mathcal{S} \times \mathcal{A} \mapsto \Delta(\mathcal{S})$ is the probability transition at step i , $r_i : \mathcal{S} \times \mathcal{A} \mapsto \mathbb{R}$ is the reward function, ρ is the initial state distribution. At each step i , after taking action a in state s , the system transitions to a new state s' with probability $P_i(s'|s, a)$, and a reward $r_i(s, a)$ is received.

We assume the availability of two trajectories starting from the same initial state for comparison. Initially, we sample the starting state s_0 from a fixed distribution ρ , followed by two trajectories $\tau^{(0)} = (s_0^{(0)}, a_0^{(0)}, s_1^{(0)}, a_1^{(0)}, \dots, s_N^{(0)}, a_N^{(0)})$ and $\tau^{(1)} = (s_0^{(1)}, a_0^{(1)}, s_1^{(1)}, a_1^{(1)}, \dots, s_N^{(1)}, a_N^{(1)})$, where both start from s_0 , i.e., $s_0^{(0)} = s_0^{(1)} = s_0$. The preference of a teacher with rationality parameter β over the two trajectories $\tau^{(0)}$ and $\tau^{(1)}$ is given by

$$\mathbb{P}(Y = 1 | s_0, \tau^{(0)}, \tau^{(1)}, \beta, \theta_*) = \frac{e^{\beta \theta_*^T \sum_{i=0}^N \phi(s_i^{(1)}, a_i^{(1)})}}{e^{\beta \theta_*^T \sum_{i=0}^N \phi(s_i^{(0)}, a_i^{(0)})} + e^{\beta \theta_*^T \sum_{i=0}^N \phi(s_i^{(1)}, a_i^{(1)})}}. \quad (\text{S1})$$

We have a dataset $\{(o^{(i)}, \tau_i^{(0)}, \tau_i^{(1)})\}_{i=1}^n$, where $o^{(i)}$ denotes the type of the trajectory, and define $z^{(i)} = \sum_{i=0}^N [\phi(s_i^{(1)}, a_i^{(1)}) - \phi(s_i^{(0)}, a_i^{(0)})]$ for reward learning with a sample budget constraint. To

estimate $\boldsymbol{\theta}_*$, we select T samples from $(z^{(1)}, \dots, z^{(n)})$ and T teachers from $\{\beta_1^{(k)}, \dots, \beta_m^{(k)}\}_{k=1}^g$ using Algorithm 1, by modifying only the calculation of z . The conclusions regarding the MLE $\widehat{\boldsymbol{\theta}}_T$ derived from the contextual bandit setting using Algorithm 1 are applicable here.

A deterministic policy $\pi_i : \mathcal{S} \mapsto \mathcal{A}$ is a function that maps a state to an action at step i . We use π to denote the collection of policies $\{\pi_i\}_{i=1}^N$. The associated value function $V^\pi(s) = \mathbb{E}[\sum_{i=0}^N r_i(s_i, a_i) | s_0 = s, a_i = \pi_i(s_i)]$ represents the expected cumulative reward from starting in state s and adhering to π_i at each step i . We define the state occupancy measure $d^\pi(s) = \sum_{i=1}^N \mathbb{P}_i(s_i = s | \pi)$ and the state-action occupancy measure $d^\pi(s, a) = \sum_{i=1}^N \mathbb{P}_i(s_i = s, a_i = a | \pi)$, where $\mathbb{P}_i(s_i = s | \pi)$ denotes the probability of visiting state $s_i = s$ (similar $s_i = s, a_i = a$) at step i after executing policy π and starting from $s_0 \sim \rho$.

For analyzing sub-optimality, we employ a pessimistic estimate of the rewards. When the transition distribution P is known, the occupancy measure d^π can be directly computed. If P is unknown, it can be estimated by collecting state-action trajectories through interactions with the environment, as outlined in the method proposed by Zhan et al. (2023). Given the definition of d^π , one has $\mathbb{E}_{s \sim \rho}[V^\pi(s)] = \mathbb{E}_{s, a \sim d^\pi}[r(s, a)]$. The pessimistic expected value function is formulated as

$$\widehat{J}_T(\pi) = \min_{\boldsymbol{\theta} \in \mathcal{C}(\widehat{\boldsymbol{\theta}}_T, \delta)} \mathbb{E}_{s \sim d^\pi} \boldsymbol{\theta}^\top \phi(s, \pi(s)) = \widehat{\boldsymbol{\theta}}_T^\top \mathbb{E}_{s \sim d^\pi} \phi(s, \pi(s)) - \|\mathbb{E}_{s \sim d^\pi} \phi(s, \pi(s))\|_{\widehat{H}_T^{-1}(\widehat{\boldsymbol{\theta}}_T)} \gamma(T, d, \delta).$$

Then, the pessimistic policy is obtained as $\widehat{\pi}_T = \arg \max_\pi \widehat{J}_T(\pi)$.

Theorem 4. *Under Assumptions 1 and 2, for any $1 < \delta < 1$, with probability at least $1 - \delta$, when $T > T_0$ for some positive constant T_0 , the sub-optimality of the pessimistic policy $\widehat{\pi}_T$ for the offline MDPs is bounded by*

$$\text{SubOpt}(\widehat{\pi}_T) \leq 2 \sqrt{\frac{C_3}{T} \left[d \log \left(e + \frac{C_4 T}{d} \right) + \log \frac{2}{\delta} \right]} \|M^{-1/2}(\boldsymbol{\xi}^*, \boldsymbol{\theta}_*) \mathbb{E}_{s \sim d^{\pi^*}} \phi(s, \pi^*(s))\|_2,$$

where C_3 and C_4 are some positive constants.

B Description of Datasets and the Pretrained Model

In this section, we give a brief description of the datasets and the pretrained model used in Section 5.2. All the descriptions are adapted from Hugging Face⁴. The dataset Anthropic⁵ (Bai et al., 2022) is about helpfulness and harmlessness, and is meant to train preference (or reward) models for subsequent RLHF training. These data are not meant for supervised training of dialogue agents. For helpfulness, the data are grouped into train/test splits in three tranches: from our base models (context-distilled 52B language models), via rejection sampling (mostly with best-of-16 sampling) against an early preference model, and a dataset sampled during our iterated "online" process. For harmlessness, the data are only collected for our base models, but otherwise formatted in the same way. The dataset Nectar⁶ (Zhu et al., 2023a) is the first high-quality 7-wise comparison dataset, generated through GPT-4-based ranking. Nectar contains diverse chat prompts, high-quality and diverse responses, and accurate ranking labels. Nectar’s prompts are an amalgamation of diverse sources, including lmsys-chat-1M, ShareGPT, Anthropic/hh-rlhf, UltraFeedback, Evol-Instruct, and Flan. Nectar’s 7 responses per prompt are primarily derived from a variety of models, namely GPT-4, GPT-3.5-turbo, GPT-3.5-turbo-instruct, LLama-2-7B-chat, and Mistral-7B-Instruct, alongside other existing datasets and models. Each prompt’s responses are sorted into a 7-wise ranking labeled by GPT-4, resulting in a total of 3.8M pairwise comparisons. Nectar was used to train the reward model Starling-RM-7B-alpha which propelled Starling-LM-7B-alpha to an MT-Bench score of 8.09, the current highest for any 7B model. The dataset UltraFeedback⁷ (Cui et al., 2024) is a large-scale, fine-grained, diverse preference dataset, used for training powerful reward models and critic models. About 64k prompts from are collected diverse resources (including UltraChat, ShareGPT, Evol-Instruct, TruthfulQA, FalseQA, and FLAN). These prompts are then used to query multiple LLMs and generate 4 different responses

⁴<https://huggingface.co/>

⁵<https://huggingface.co/datasets/Anthropic/hh-rlhf>

⁶<https://huggingface.co/datasets/berkeley-nest/Nectar>

⁷<https://huggingface.co/datasets/openbmb/UltraFeedback>

for each prompt, resulting in a total of 256k samples. The Gemma-7b-it⁸ model is among the Gemma (Team et al., 2024) family, which is a collection of lightweight, state-of-the-art open models from Google, built from the same research and technology used to create the Gemini models. They are text-to-text, decoder-only large language models, available in English, with open weights, pretrained variants, and instruction-tuned variants. Gemma models are well-suited for a variety of text generation tasks, including question answering, summarization, and reasoning.

C Proof of Lemma 1

Recall the definition of $H_t(\hat{\boldsymbol{\theta}}_{t-1})$ in (7). When $H_{t-1}(\hat{\boldsymbol{\theta}}_{t-1})$ is nonsingular, we have

$$\det[H_{t-1}(\hat{\boldsymbol{\theta}}_{t-1}) + \dot{\mu}(\beta \hat{\boldsymbol{\theta}}_{t-1}^\top z) \beta^2 z z^\top] = \det H_{t-1}(\hat{\boldsymbol{\theta}}_{t-1}) \left[1 + \dot{\mu}(\beta z^\top \hat{\boldsymbol{\theta}}_{t-1}) \beta^2 z^\top H_{t-1}^{-1}(\hat{\boldsymbol{\theta}}_{t-1}) z \right]. \quad (\text{S2})$$

The above equation follows from Lemma S6 with $R = H_{t-1}(\hat{\boldsymbol{\theta}}_{t-1})$, $\tilde{T} = 1$, $S = \dot{\mu}(\beta \hat{\boldsymbol{\theta}}_{t-1}^\top z) \beta^2 z$, $U = z^\top$. At step t , $H_{t-1}(\hat{\boldsymbol{\theta}}_{t-1})$ is fixed. From (S2), the maximization of $\det[H_{t-1}(\hat{\boldsymbol{\theta}}_{t-1}) + \dot{\mu}(\beta \hat{\boldsymbol{\theta}}_{t-1}^\top z) \beta^2 z z^\top]$ is equivalent to the maximization of $\dot{\mu}(\beta z^\top \hat{\boldsymbol{\theta}}_{t-1}) \beta^2 z^\top H_{t-1}^{-1}(\hat{\boldsymbol{\theta}}_{t-1}) z$. For ease of presentation, we denote $h(\beta|z, \hat{\boldsymbol{\theta}}_{t-1}) = \dot{\mu}(\beta z^\top \hat{\boldsymbol{\theta}}_{t-1}) \beta^2 z^\top H_{t-1}^{-1}(\hat{\boldsymbol{\theta}}_{t-1}) z$. The rationality parameter β influences $h(\beta|z, \hat{\boldsymbol{\theta}}_{t-1})$ through two aspects: $\dot{\mu}(\beta \hat{\boldsymbol{\theta}}_{t-1}^\top z)$ and β^2 . Recall that $\beta > 0$. On the one hand, a large β leads to a larger β^2 , which contributes to the increase of $h(\beta|z, \hat{\boldsymbol{\theta}}_{t-1})$. On the other hand, β affects $h(\beta|z, \hat{\boldsymbol{\theta}}_{t-1})$ through $\dot{\mu}(\beta \hat{\boldsymbol{\theta}}_{t-1}^\top z)$. By simple calculation, we have $\dot{\mu}(\beta \hat{\boldsymbol{\theta}}_{t-1}^\top z) = \mu(\beta \hat{\boldsymbol{\theta}}_{t-1}^\top z) [1 - \mu(\beta \hat{\boldsymbol{\theta}}_{t-1}^\top z)]$. Clearly, an increase in β does not always leads to an increase in $\dot{\mu}(\beta \hat{\boldsymbol{\theta}}_{t-1}^\top z)$. Thus, a more rational teacher is not always the most informative.

D Proof of Lemma 2

We denote $\mathcal{L}_T(\boldsymbol{\theta}) = -TL_T(\boldsymbol{\theta})$, where $L_T(\boldsymbol{\theta})$ is defined in (4). Then, the MLE is $\hat{\boldsymbol{\theta}}_T = \arg \min_{\boldsymbol{\theta} \in \Theta} \mathcal{L}_T(\boldsymbol{\theta})$. By the Taylor expansion (Lee et al., 2024), we have

$$\mathcal{L}_T(\boldsymbol{\theta}) = \mathcal{L}_T(\boldsymbol{\theta}_*) + \nabla \mathcal{L}_T(\boldsymbol{\theta}_*)^\top (\boldsymbol{\theta} - \boldsymbol{\theta}_*) + \|\boldsymbol{\theta} - \boldsymbol{\theta}_*\|_{G_T(\boldsymbol{\theta}_*, \boldsymbol{\theta})}^2, \quad (\text{S3})$$

⁸<https://huggingface.co/google/gemma-7b-it>

where

$$G_T(\boldsymbol{\theta}_*, \boldsymbol{\theta}) = \sum_{t=1}^T \left[\int_0^1 (1-v) \dot{\mu}(\beta_t z_t^\top (\boldsymbol{\theta}_* + v(\boldsymbol{\theta} - \boldsymbol{\theta}_*))) dv \right] \beta_t^2 z_t z_t^\top.$$

By the definition of $H_T(\boldsymbol{\theta})$ in (7), we have

$$\begin{aligned} H_T(\boldsymbol{\theta}) &= \sum_{t=1}^T \dot{\mu}(\beta_t \boldsymbol{\theta}^\top z_t) \beta_t^2 z_t z_t^\top \\ &\leq \sum_{t=1}^T \left[C(2 + |\beta_t z_t^\top (\boldsymbol{\theta} - \boldsymbol{\theta}_*)|)^2 \int_0^1 (1-v) \dot{\mu}(\beta_t z_t^\top (\boldsymbol{\theta}_* + v(\boldsymbol{\theta} - \boldsymbol{\theta}_*))) dv \right] \beta_t^2 z_t z_t^\top \\ &\leq \sum_{t=1}^T \left[C(2 + 2C_\beta C_\theta C_z)^2 \int_0^1 (1-v) \dot{\mu}(\beta_t z_t^\top (\boldsymbol{\theta}_* + v(\boldsymbol{\theta} - \boldsymbol{\theta}_*))) dv \right] \beta_t^2 z_t z_t^\top \\ &= C(2 + 2C_\beta C_\theta C_z)^2 G_T(\boldsymbol{\theta}_*, \boldsymbol{\theta}), \end{aligned}$$

where the first inequality follows from Lemma S13 with some constant $C > 1$, and the second inequality is due to Assumption 2. Then $H_T(\hat{\boldsymbol{\theta}}_T) \leq C(2 + 2C_\beta C_\theta C_z)^2 G_T(\boldsymbol{\theta}_*, \hat{\boldsymbol{\theta}}_T)$ for some $C > 1$. Together with (S3), we have

$$\begin{aligned} \|\hat{\boldsymbol{\theta}}_T - \boldsymbol{\theta}_*\|_{H_T(\hat{\boldsymbol{\theta}}_T)}^2 &\leq C(2 + 2C_\beta C_\theta C_z)^2 \|\hat{\boldsymbol{\theta}}_T - \boldsymbol{\theta}_*\|_{G_T(\boldsymbol{\theta}_*, \hat{\boldsymbol{\theta}}_T)}^2 \\ &= C(2 + 2C_\beta C_\theta C_z)^2 [\mathcal{L}_T(\hat{\boldsymbol{\theta}}_T) - \mathcal{L}_T(\boldsymbol{\theta}_*) + \nabla \mathcal{L}_T(\boldsymbol{\theta}_*)^\top (\boldsymbol{\theta}_* - \hat{\boldsymbol{\theta}}_T)] \quad (\text{S4}) \\ &\leq C(2 + 2C_\beta C_\theta C_z)^2 \nabla \mathcal{L}_T(\boldsymbol{\theta}_*)^\top (\boldsymbol{\theta}_* - \hat{\boldsymbol{\theta}}_T), \end{aligned}$$

where the last inequality is from $\mathcal{L}_T(\hat{\boldsymbol{\theta}}_T) \leq \mathcal{L}_T(\boldsymbol{\theta}_*)$. Now, we bound $\nabla \mathcal{L}_T(\boldsymbol{\theta}_*)^\top (\boldsymbol{\theta}_* - \hat{\boldsymbol{\theta}}_T)$. We define $\xi_t = \mu(\beta_t z_t^\top \boldsymbol{\theta}_*) - y_t$. Then,

$$\nabla \mathcal{L}_T(\boldsymbol{\theta}_*)^\top (\boldsymbol{\theta}_* - \boldsymbol{\theta}) = \sum_{t=1}^T [\mu(\beta_t z_t^\top \boldsymbol{\theta}_*) - y_t] \beta_t z_t^\top (\boldsymbol{\theta}_* - \boldsymbol{\theta}) = \sum_{t=1}^T \xi_t \beta_t z_t^\top (\boldsymbol{\theta}_* - \boldsymbol{\theta}). \quad (\text{S5})$$

Here ξ_t is a martingale difference sequence w.r.t. $\mathcal{F}_{t-1} = \sigma(z_1, \beta_1, y_1, \dots, z_{t-1}, \beta_{t-1}, y_{t-1}, z_t, \beta_t)$. Then $\xi_t \beta_t z_t^\top (\boldsymbol{\theta}_* - \boldsymbol{\theta})$ is a martingale difference sequence. Since $|\xi_t \beta_t z_t^\top (\boldsymbol{\theta}_* - \boldsymbol{\theta})| \leq 2C_\beta C_z C_\theta$ and $\mathbb{E}[\xi_t \beta_t z_t^\top (\boldsymbol{\theta}_* - \boldsymbol{\theta})^2 | \mathcal{F}_{t-1}] = \dot{\mu}(\beta_t z_t^\top \boldsymbol{\theta}_*) [\beta_t z_t^\top (\boldsymbol{\theta}_* - \boldsymbol{\theta})]^2$, by Lemma S12, for any $\eta \in (0, \frac{1}{2C_\beta C_z C_\theta}]$, with probability at least $1 - \frac{\delta}{2}$, we have

$$\begin{aligned} \sum_{t=1}^T \xi_t \beta_t z_t^\top (\boldsymbol{\theta}_* - \boldsymbol{\theta}) &\leq (e-2)\eta \sum_{t=1}^T \dot{\mu}(\beta_t z_t^\top \boldsymbol{\theta}_*) [\beta_t z_t^\top (\boldsymbol{\theta}_* - \boldsymbol{\theta})]^2 + \frac{1}{\eta} \log \frac{2}{\delta} \\ &= (e-2)\eta \|\boldsymbol{\theta}_* - \boldsymbol{\theta}\|_{H_T(\boldsymbol{\theta}_*)}^2 + \frac{1}{\eta} \log \frac{2}{\delta}. \end{aligned} \quad (\text{S6})$$

By (S5) and (S6), replacing $\boldsymbol{\theta}$ with $\widehat{\boldsymbol{\theta}}_T$, with probability at least $1 - \frac{\delta}{2}$, we have

$$\nabla \mathcal{L}_T(\boldsymbol{\theta}_*)^\top (\boldsymbol{\theta}_* - \widehat{\boldsymbol{\theta}}_T) \leq (e-2)\eta \|\boldsymbol{\theta}_* - \widehat{\boldsymbol{\theta}}_T\|_{H_T(\boldsymbol{\theta}_*)}^2 + \frac{1}{\eta} \log \frac{2}{\delta}. \quad (\text{S7})$$

By setting $\eta = \frac{1}{(e-2)(4+4C_\beta C_z C_\theta)}$, similar to the arguments in Lemma 6 of Lee et al. (2024), with probability at least $1 - \frac{\delta}{2}$, we can obtain

$$\|\boldsymbol{\theta}_* - \widehat{\boldsymbol{\theta}}_T\|_{H_T(\boldsymbol{\theta}_*)}^2 \leq C'(C_\beta C_z C_\theta)^2 \left[d \log \left(e + \frac{C_\beta C_z C_\theta T}{d} \right) + \log \frac{2}{\delta} \right] \quad (\text{S8})$$

for some positive constant C' . By (S7) and (S8), with probability at least $1 - \delta$, we have

$$\nabla \mathcal{L}_T(\boldsymbol{\theta}_*)^\top (\boldsymbol{\theta}_* - \widehat{\boldsymbol{\theta}}_T) \leq \frac{C'(C_\beta C_z C_\theta)^2}{4 + 4C_\beta C_z C_\theta} \left[d \log \left(e + \frac{C_\beta C_z C_\theta T}{d} \right) + \log \frac{2}{\delta} \right] + (e-2)(4+4C_\beta C_z C_\theta) \log \frac{2}{\delta}. \quad (\text{S9})$$

We define $C_1 = \frac{CC'(C_\beta C_z C_\theta)^2(2+2C_\beta C_z C_\theta)}{2} + 2C(e-2)(2+2C_\beta C_z C_\theta)^3$ and $C_2 = C_\beta C_z C_\theta$. By (S4) and (S9), with probability at least $1 - \delta$, we have

$$\|\widehat{\boldsymbol{\theta}}_T - \boldsymbol{\theta}_*\|_{H_T(\widehat{\boldsymbol{\theta}}_T)} \leq \sqrt{C_1 \left[d \log \left(e + \frac{C_2 T}{d} \right) + \log \frac{2}{\delta} \right]}.$$

We define $\bar{H}_T(\widehat{\boldsymbol{\theta}}_T) = \frac{1}{T} H_T(\widehat{\boldsymbol{\theta}}_T)$. Then, with probability at least $1 - \delta$, it follows

$$\|\widehat{\boldsymbol{\theta}}_T - \boldsymbol{\theta}_*\|_{\bar{H}_T(\widehat{\boldsymbol{\theta}}_T)} \leq \sqrt{\frac{C_1}{T} \left[d \log \left(e + \frac{C_2 T}{d} \right) + \log \frac{2}{\delta} \right]}.$$

E Proof of Theorem 1

In this section, we first propose Lemma S3 to show the strong consistency of the adaptive MLE $\widehat{\boldsymbol{\theta}}_T$. This lemma plays a pivotal role as a fundamental component in the proof of Theorem 1. Under Assumption 1, the initial information matrix $M(\xi_{t_0}, \boldsymbol{\theta})$ is constructed as positive definite for any $\boldsymbol{\theta} \in \Theta$ for a theoretical requirement.

Lemma S3. *Denote $\widehat{\boldsymbol{\theta}}_T$ as the estimator from Algorithm 1. We have*

$$\widehat{\boldsymbol{\theta}}_T \xrightarrow{a.s.} \boldsymbol{\theta}_*.$$

Proof. According to (4), we calculate the log-likelihood difference between $\boldsymbol{\theta}_*$ and $\boldsymbol{\theta} \in \Theta$ as

$$\begin{aligned}
L_T(\boldsymbol{\theta}_*) - L_T(\boldsymbol{\theta}) &= \frac{1}{T} \sum_{t=1}^T \left\{ y_t \log \frac{\mu(\beta_t z_t^\top \boldsymbol{\theta}_*)}{\mu(\beta_t z_t^\top \boldsymbol{\theta})} + (1 - y_t) \log \frac{1 - \mu(\beta_t z_t^\top \boldsymbol{\theta}_*)}{1 - \mu(\beta_t z_t^\top \boldsymbol{\theta})} \right\} \\
&= \frac{1}{T} \sum_{t=1}^T \left\{ y_t \left[\log \frac{\mu(\beta_t z_t^\top \boldsymbol{\theta}_*)}{1 - \mu(\beta_t z_t^\top \boldsymbol{\theta}_*)} - \log \frac{\mu(\beta_t z_t^\top \boldsymbol{\theta})}{1 - \mu(\beta_t z_t^\top \boldsymbol{\theta})} \right] + \log \frac{1 - \mu(\beta_t z_t^\top \boldsymbol{\theta}_*)}{1 - \mu(\beta_t z_t^\top \boldsymbol{\theta})} \right\} \\
&= \frac{1}{T} \sum_{t=1}^T \{ y_t \beta_t z_t^\top (\boldsymbol{\theta}_* - \boldsymbol{\theta}) + \log[1 - \mu(\beta_t z_t^\top \boldsymbol{\theta}_*)] - \log[1 - \mu(\beta_t z_t^\top \boldsymbol{\theta})] \},
\end{aligned} \tag{S10}$$

where the last equality is from

$$\log \frac{\mu(\beta_t z_t^\top \boldsymbol{\theta}_*)}{1 - \mu(\beta_t z_t^\top \boldsymbol{\theta}_*)} - \log \frac{\mu(\beta_t z_t^\top \boldsymbol{\theta})}{1 - \mu(\beta_t z_t^\top \boldsymbol{\theta})} = \log e^{\beta_t z_t^\top \boldsymbol{\theta}_*} - \log e^{\beta_t z_t^\top \boldsymbol{\theta}} = \beta_t z_t^\top (\boldsymbol{\theta}_* - \boldsymbol{\theta}).$$

Taking the first-order derivative of $\log[1 - \mu(w)]$ with respect to w , we obtain

$$\frac{d \log[1 - \mu(w)]}{dw} = -\frac{\dot{\mu}(w)}{1 - \mu(w)} = -\frac{\mu(w)[1 - \mu(w)]}{1 - \mu(w)} = -\mu(w),$$

and the second-order derivative is

$$\frac{d^2 \log[1 - \mu(w)]}{dw^2} = -\dot{\mu}(w).$$

Therefore, by the second-order Taylor expansion of $\log[1 - \mu(\beta z^\top \boldsymbol{\theta})]$ at $\beta z^\top \boldsymbol{\theta}_*$, we have

$$\log[1 - \mu(\beta z^\top \boldsymbol{\theta})] = \log[1 - \mu(\beta z^\top \boldsymbol{\theta}_*)] - \mu(\beta z^\top \boldsymbol{\theta}_*) \beta z^\top (\boldsymbol{\theta} - \boldsymbol{\theta}_*) - \frac{1}{2} \dot{\mu}(\beta z^\top \tilde{\boldsymbol{\theta}}) [\beta z^\top (\boldsymbol{\theta} - \boldsymbol{\theta}_*)]^2,$$

where $\tilde{\boldsymbol{\theta}}$ is between $\boldsymbol{\theta}$ and $\boldsymbol{\theta}_*$. Therefore,

$$\log[1 - \mu(\beta z^\top \boldsymbol{\theta}_*)] - \log[1 - \mu(\beta z^\top \boldsymbol{\theta})] = \mu(\beta z^\top \boldsymbol{\theta}_*) \beta z^\top (\boldsymbol{\theta} - \boldsymbol{\theta}_*) + \frac{1}{2} \dot{\mu}(\beta z^\top \tilde{\boldsymbol{\theta}}) [\beta z^\top (\boldsymbol{\theta} - \boldsymbol{\theta}_*)]^2. \tag{S11}$$

Now, we define the error terms as

$$e_t = y_t - \mu(\beta_t z_t^\top \boldsymbol{\theta}_*). \tag{S12}$$

Combining (S10) and (S11), we obtain

$$\begin{aligned}
L_T(\boldsymbol{\theta}_*) - L_T(\boldsymbol{\theta}) &= \frac{1}{T} \sum_{t=1}^T \{[\mu(\beta_t z_t^\top \boldsymbol{\theta}_*) + e_t] \beta_t z_t^\top (\boldsymbol{\theta}_* - \boldsymbol{\theta}) + \log[1 - \mu(\beta_t z_t^\top \boldsymbol{\theta}_*)] - \log[1 - \mu(\beta_t z_t^\top \boldsymbol{\theta})]\} \\
&= \frac{1}{T} \sum_{t=1}^T e_t \beta_t z_t^\top (\boldsymbol{\theta}_* - \boldsymbol{\theta}) + \frac{1}{2T} \sum_{t=1}^T \dot{\mu}(\beta_t z_t^\top \tilde{\boldsymbol{\theta}}_t) [\beta_t z_t^\top (\boldsymbol{\theta} - \boldsymbol{\theta}_*)]^2 \\
&\geq \frac{1}{T} \sum_{t=1}^T e_t \beta_t z_t^\top (\boldsymbol{\theta}_* - \boldsymbol{\theta}) + \frac{\kappa}{2T} \sum_{t=1}^T [\beta_t z_t^\top (\boldsymbol{\theta} - \boldsymbol{\theta}_*)]^2.
\end{aligned} \tag{S13}$$

For any $\delta > 0$, we define the parameter subset $C(\boldsymbol{\theta}_*, \delta) = \{\boldsymbol{\theta} \in \Theta : \|\boldsymbol{\theta} - \boldsymbol{\theta}_*\| \geq \delta\}$. Then, for any $\delta > 0$, by (S13), we have

$$L_T(\boldsymbol{\theta}^*) - \sup_{\boldsymbol{\theta} \in C(\boldsymbol{\theta}_*, \delta)} L_T(\boldsymbol{\theta}) \geq -\frac{1}{T} \sup_{\boldsymbol{\theta} \in \Theta} \left| \sum_{t=1}^T e_t \beta_t z_t^\top (\boldsymbol{\theta}^* - \boldsymbol{\theta}) \right| + \frac{\kappa}{2T} \inf_{\boldsymbol{\theta} \in C(\boldsymbol{\theta}_*, \delta)} \sum_{t=1}^T [\beta_t z_t^\top (\boldsymbol{\theta} - \boldsymbol{\theta}_*)]^2. \tag{S14}$$

Let $n_{i,j}^{(k)}$ be the number of observations taken at $(z^{(i)}, \beta_j^{(k)})$ under the generated design ξ_T , we have

$$\begin{aligned}
\frac{1}{T} \inf_{\boldsymbol{\theta} \in C(\boldsymbol{\theta}_*, \delta)} \sum_{t=1}^T [\beta_t z_t^\top (\boldsymbol{\theta} - \boldsymbol{\theta}_*)]^2 &= \frac{1}{T} \inf_{\boldsymbol{\theta} \in C(\boldsymbol{\theta}_*, \delta)} \sum_{i=1}^n \sum_{j=1}^m \sum_{k=1}^g n_{i,j}^{(k)} [\beta_j^{(k)} (\boldsymbol{\theta} - \boldsymbol{\theta}_*)^\top z^{(i)}]^2 \\
&= \inf_{\boldsymbol{\theta} \in C(\boldsymbol{\theta}_*, \delta)} \sum_{i=1}^n \sum_{j=1}^m \sum_{k=1}^g \xi_T(\beta_j^{(k)}, z^{(i)}) [\beta_j^{(k)} (\boldsymbol{\theta} - \boldsymbol{\theta}_*)^\top z^{(i)}]^2.
\end{aligned} \tag{S15}$$

For any $\boldsymbol{\theta} \in \Theta$ and $\boldsymbol{\theta} \neq \boldsymbol{\theta}_*$, we define $c_\theta = (\boldsymbol{\theta} - \boldsymbol{\theta}_*) / \|\boldsymbol{\theta} - \boldsymbol{\theta}_*\|$. By Theorem 2.6 in Freise et al. (2021), there exist $t_0 > 0, \epsilon > 0$ and $\alpha \in (0, 1)$ such that for all $T \geq t_0$ and $\boldsymbol{\theta} \neq \boldsymbol{\theta}_*$,

$$\sum_{\beta \in \mathcal{B}, z \in \mathcal{Z}} \xi_T(\beta, z) \mathbb{I}(|\sqrt{\dot{\mu}(\beta z^\top \boldsymbol{\theta})} \beta c_\theta^\top z| \leq \epsilon) \leq \alpha.$$

Noting that $\dot{\mu}(\beta z^\top \boldsymbol{\theta}) \leq 1/4$, we have $|\sqrt{\dot{\mu}(\beta z^\top \boldsymbol{\theta})} \beta c_\theta^\top z| \leq |\beta c_\theta^\top z|/2$. Therefore, $|\beta c_\theta^\top z| \leq 2\epsilon$ implies $|\sqrt{\dot{\mu}(\beta z^\top \boldsymbol{\theta})} \beta c_\theta^\top z| \leq \epsilon$. Then, $\mathbb{I}(|\beta c_\theta^\top z| \leq 2\epsilon) \leq \mathbb{I}(|\sqrt{\dot{\mu}(\beta z^\top \boldsymbol{\theta})} \beta c_\theta^\top z| \leq \epsilon)$. Thus, there exist $t_0 > 0, \epsilon > 0$ and $\alpha \in (0, 1)$ such that for all $T \geq t_0$ and $\boldsymbol{\theta} \neq \boldsymbol{\theta}_*$,

$$\sum_{\beta \in \mathcal{B}, z \in \mathcal{Z}} \xi_T(\beta, z) \mathbb{I}(|\beta c_\theta^\top z| \leq 2\epsilon) \leq \alpha.$$

Because $\sum_{\beta \in \mathcal{B}, z \in \mathcal{Z}} \xi_T(\beta, z) = 1$, we have

$$\sum_{\beta \in \mathcal{B}, z \in \mathcal{Z}} \xi_T(\beta, z) \mathbb{I}(|\beta c_\theta^\top z| > 2\epsilon) \geq 1 - \alpha. \tag{S16}$$

Then,

$$\begin{aligned}
& \inf_{\boldsymbol{\theta} \in C(\boldsymbol{\theta}_*, \delta)} \sum_{i=1}^n \sum_{j=1}^m \sum_{k=1}^g \xi_T(\beta_j^{(k)}, z^{(i)}) [\beta_{jk}(\boldsymbol{\theta} - \boldsymbol{\theta}_*)^\top z^{(i)}]^2 \\
& \geq \inf_{\boldsymbol{\theta} \in C(\boldsymbol{\theta}_*, \delta)} \sum_{i=1}^n \sum_{j=1}^m \sum_{k=1}^g \xi_T(\beta_j^{(k)}, z^{(i)}) [\beta_{jk}(\boldsymbol{\theta} - \boldsymbol{\theta}_*)^\top z^{(i)}]^2 \mathbb{I}(|\beta_{jk}(\boldsymbol{\theta} - \boldsymbol{\theta}_*)^\top z^{(i)}| > 2\epsilon \|\boldsymbol{\theta} - \boldsymbol{\theta}_*\|) \\
& \geq 4 \inf_{\boldsymbol{\theta} \in C(\boldsymbol{\theta}_*, \delta)} \sum_{i=1}^n \sum_{j=1}^m \sum_{k=1}^g \xi_T(\beta_j^{(k)}, z^{(i)}) \epsilon^2 \|\boldsymbol{\theta} - \boldsymbol{\theta}_*\|^2 \mathbb{I}(|\beta_{jk}(\boldsymbol{\theta} - \boldsymbol{\theta}_*)^\top z^{(i)}| > 2\epsilon \|\boldsymbol{\theta} - \boldsymbol{\theta}_*\|) \\
& \geq 4\epsilon^2 \delta^2 (1 - \alpha),
\end{aligned} \tag{S17}$$

where the last equality is from (S16) and the fact that $|\beta_{jk}^\top z| > 2\epsilon$ is equivalent to $|\beta(\boldsymbol{\theta} - \boldsymbol{\theta}_*)^\top z| > 2\epsilon \|\boldsymbol{\theta} - \boldsymbol{\theta}_*\|$. By (S15) and (S17) we have

$$\inf_{\boldsymbol{\theta} \in C(\boldsymbol{\theta}_*, \delta)} \frac{1}{T} \sum_{t=1}^T [\beta_t z_t^\top (\boldsymbol{\theta} - \boldsymbol{\theta}_*)]^2 \geq 4\epsilon^2 \delta^2 (1 - \alpha). \tag{S18}$$

By Lemma A.1 in Freise et al. (2021), we have

$$\sup_{\boldsymbol{\theta} \in \Theta} \left| \sum_{t=1}^T e_t \beta_t z_t^\top (\boldsymbol{\theta}_* - \boldsymbol{\theta}) \right| \xrightarrow{a.s.} 0. \tag{S19}$$

By (S14), (S18) and (S19), we have

$$L_T(\boldsymbol{\theta}_*) - \sup_{\boldsymbol{\theta} \in C(\boldsymbol{\theta}_*, \delta)} L_T(\boldsymbol{\theta}) \geq 2\kappa\epsilon^2\delta^2(1 - \alpha) \text{ a.s.}$$

It follows

$$\liminf_{T \rightarrow \infty} [L_T(\boldsymbol{\theta}_*) - \sup_{\boldsymbol{\theta} \in C(\boldsymbol{\theta}_*, \delta)} L_T(\boldsymbol{\theta})] > 0 \text{ a.s.}$$

Combining Lemma S8, we have $\widehat{\boldsymbol{\theta}}_T \xrightarrow{a.s.} \boldsymbol{\theta}_*$. □

Now we proceed with proof of Theorem 1. By the definition of $M(\xi_T, \boldsymbol{\theta})$ as shown in (12), we calculate the difference of the Fisher matrices between $\widehat{\boldsymbol{\theta}}_T$ and $\boldsymbol{\theta}_*$ at the design ξ_T as

follows,

$$\begin{aligned}
\|M(\xi_T, \widehat{\boldsymbol{\theta}}_T) - M(\xi_T, \boldsymbol{\theta}_*)\| &= \left\| \frac{1}{T} \sum_{t=1}^T \dot{\mu}(\beta_t \widehat{\boldsymbol{\theta}}_T^\top z_t) \beta_t^2 z_t z_t^\top - \frac{1}{T} \sum_{t=1}^T \dot{\mu}(\beta_t \boldsymbol{\theta}_*^\top z_t) \beta_t^2 z_t z_t^\top \right\| \\
&\leq \frac{1}{T} \sum_{t=1}^T \left\| \dot{\mu}(\beta_t \widehat{\boldsymbol{\theta}}_T^\top z_t) \beta_t^2 z_t z_t^\top - \dot{\mu}(\beta_t \boldsymbol{\theta}_*^\top z_t) \beta_t^2 z_t z_t^\top \right\| \\
&\leq \frac{1}{T} \sum_{t=1}^T \left\| [\dot{\mu}(\beta_t \widehat{\boldsymbol{\theta}}_T^\top z_t) - \dot{\mu}(\beta_t \boldsymbol{\theta}_*^\top z_t)] \beta_t^2 z_t z_t^\top \right\| \tag{S20} \\
&\leq \frac{C_\beta^2 C_z^2}{T} \sum_{t=1}^T \left\| \dot{\mu}(\beta_t \widehat{\boldsymbol{\theta}}_T^\top z_t) - \dot{\mu}(\beta_t \boldsymbol{\theta}_*^\top z_t) \right\| \\
&\leq C_\beta^2 C_z^2 \max_{(z, \beta) \in \mathcal{Z} \times \mathcal{B}} \left\| \dot{\mu}(\beta \widehat{\boldsymbol{\theta}}_T^\top z) - \dot{\mu}(\beta \boldsymbol{\theta}_*^\top z) \right\|
\end{aligned}$$

By Lemma S3, we know $\widehat{\boldsymbol{\theta}}_T \xrightarrow{a.s.} \boldsymbol{\theta}_*$. Since the real-valued function $(z, \beta, \boldsymbol{\theta}) \mapsto \dot{\mu}(\beta \boldsymbol{\theta}^\top z)$ is uniformly continuous on its compact domain $\mathcal{Z} \times \mathcal{B} \times \Theta$, we have

$$\left\| \dot{\mu}(\beta \widehat{\boldsymbol{\theta}}_T^\top z) - \dot{\mu}(\beta \boldsymbol{\theta}_*^\top z) \right\| \xrightarrow{a.s.} 0.$$

Combining (S20), we have

$$\|M(\xi_T, \widehat{\boldsymbol{\theta}}_T) - M(\xi_T, \boldsymbol{\theta}_*)\| \xrightarrow{a.s.} 0. \tag{S21}$$

Under Assumption 1 and the design in the initialization of Algorithm 1, we have $\lambda_0 := \lambda_{\min}(M(\xi_T, \widehat{\boldsymbol{\theta}}_T)) > 0$. On the other hand, by Assumption 2, the trace of $M(\xi_T, \widehat{\boldsymbol{\theta}}_T)$ is

$$\text{tr}(M(\xi_T, \widehat{\boldsymbol{\theta}}_T)) = \frac{1}{T} \sum_{t=1}^T \dot{\mu}(\beta_t \widehat{\boldsymbol{\theta}}_T^\top z_t) \beta_t^2 z_t^\top z_t \leq \frac{C_\beta^2 C_z^2}{4}.$$

Let \mathcal{M} be the set of all non-negative definite $d \times d$ matrices M such that $\lambda_{\min}(M) \geq \lambda_0$ and $\text{tr}(M) \leq C_\beta^2 C_z^2 / 4$. Obviously, \mathcal{M} is compact. We define a real-valued function G on $\mathcal{Z} \times \mathcal{B} \times \Theta \times \mathcal{M}$ by

$$G(z, \beta, \boldsymbol{\theta}, A) = \dot{\mu}(\beta z^\top \boldsymbol{\theta}) \beta^2 z^\top A^{-1} z,$$

which is uniformly continuous on its compact domain $\mathcal{Z} \times \mathcal{B} \times \Theta \times \mathcal{M}$. Since $M(\xi_T, \widehat{\boldsymbol{\theta}}_T) \in \mathcal{M}$ and $M(\xi_T, \boldsymbol{\theta}_*) \in \mathcal{M}$, by (S21), we have

$$\max_{(z, \beta) \in \mathcal{Z} \times \mathcal{B}} |G(z, \beta, \widehat{\boldsymbol{\theta}}_T, M(\xi_T, \widehat{\boldsymbol{\theta}}_T)) - G(z, \beta, \boldsymbol{\theta}_*, M(\xi_T, \boldsymbol{\theta}_*))| \xrightarrow{a.s.} 0.$$

Therefore, for a given $\epsilon \in (0, 1)$, there exists t_1 such that for all $(z, \beta) \in \mathcal{Z} \times \mathcal{B}$

$$|\dot{\mu}(\beta \widehat{\boldsymbol{\theta}}_T^\top z) \beta^2 z^\top M^{-1}(\xi_T, \widehat{\boldsymbol{\theta}}_T) z - \dot{\mu}(\beta \boldsymbol{\theta}_*^\top z) \beta^2 z^\top M^{-1}(\xi_T, \boldsymbol{\theta}_*) z| < \frac{\epsilon}{2} \text{ for all } T \geq t_1. \quad (\text{S22})$$

Since $H_{t-1}(\widehat{\boldsymbol{\theta}}_{t-1}) = (t-1)M(\xi_{t-1}, \widehat{\boldsymbol{\theta}}_{t-1})$, by the generation process of Algorithm 1 and (S2), equivalently, we have $z_t, \beta_t = \arg \max_{z \in \mathcal{Z}} \max_{\beta \in \mathcal{B}_k} \det[H_{t-1}(\widehat{\boldsymbol{\theta}}_{t-1}) + \dot{\mu}(\beta \widehat{\boldsymbol{\theta}}_{t-1}^\top z) \beta^2 z z^\top]$ with k being the type of z .

$$z_{t+1}, \beta_{t+1} = \arg \max_{z \in \mathcal{Z}} \max_{\beta \in \mathcal{B}_k} \dot{\mu}(\beta \widehat{\boldsymbol{\theta}}_t^\top z) \beta^2 z^\top M^{-1}(\xi_t, \widehat{\boldsymbol{\theta}}_t) z \text{ with } k \text{ being the type of } z. \quad (\text{S23})$$

We define

$$z_{t+1}^*, \beta_{t+1}^* = \arg \max_{z \in \mathcal{Z}} \max_{\beta \in \mathcal{B}_k} \dot{\mu}(\beta z^\top \boldsymbol{\theta}_*) \beta^2 z^\top M^{-1}(\xi_t, \boldsymbol{\theta}_*) z \text{ with } k \text{ being the type of } z. \quad (\text{S24})$$

Then, for all $t \geq t_1$, we have

$$\begin{aligned} \dot{\mu}(\beta_{t+1} z_{t+1}^\top \boldsymbol{\theta}_*) \beta_{t+1}^2 z_{t+1}^\top M^{-1}(\xi_t, \boldsymbol{\theta}_*) z_{t+1} &\geq \dot{\mu}(\beta_{t+1} z_{t+1}^\top \widehat{\boldsymbol{\theta}}_t) \beta_{t+1}^2 z_{t+1}^\top M^{-1}(\xi_t, \widehat{\boldsymbol{\theta}}_t) z_{t+1} - \frac{\epsilon}{2} \\ &\geq \dot{\mu}(\beta_{t+1}^* \widehat{\boldsymbol{\theta}}_t^\top z_{t+1}^*) \beta_{t+1}^{*2} z_{t+1}^{*\top} M^{-1}(\xi_t, \widehat{\boldsymbol{\theta}}_t) z_{t+1}^* - \frac{\epsilon}{2} \\ &\geq \dot{\mu}(\beta_{t+1}^* \boldsymbol{\theta}_*^\top z_{t+1}^*) \beta_{t+1}^{*2} z_{t+1}^{*\top} M^{-1}(\xi_t, \boldsymbol{\theta}_*) z_{t+1}^* - \epsilon \\ &\geq d - \epsilon, \end{aligned} \quad (\text{S25})$$

where the first and third inequalities are from (S22), the second equality is due to (S23), and the last inequality is from (S24) and the Kiefer–Wolfowitz equivalence theorem (Kiefer and Wolfowitz, 1960; White, 1973; Freise et al., 2021). By the definition of $M(\xi_t, \boldsymbol{\theta}_*)$, we have

$$(t+1)M(\xi_{t+1}, \boldsymbol{\theta}_*) = tM(\xi_t, \boldsymbol{\theta}_*) + \dot{\mu}(\beta_{t+1} \boldsymbol{\theta}_*^\top z_{t+1}) \beta_{t+1}^2 z_{t+1} z_{t+1}^\top.$$

Then, by Lemma S6 with $R = tM(\xi_t, \boldsymbol{\theta}_*)$, $\widetilde{T} = 1$, $S = \dot{\mu}(\beta_{t+1} \boldsymbol{\theta}_*^\top z_{t+1}) \beta_{t+1}^2 z_{t+1} z_{t+1}^\top$, $U = z_{t+1}^\top$, we obtain

$$\det[(t+1)M(\xi_{t+1}, \boldsymbol{\theta}_*)] = \det[tM(\xi_t, \boldsymbol{\theta}_*)] \left[1 + \frac{\dot{\mu}(\beta_{t+1} z_{t+1}^\top \boldsymbol{\theta}_*) \beta_{t+1}^2 z_{t+1}^\top M^{-1}(\xi_t, \boldsymbol{\theta}_*) z_{t+1}}{t} \right].$$

Therefore,

$$\det M(\xi_{t+1}, \boldsymbol{\theta}_*) = \left(\frac{t}{t+1} \right)^d \det M(\xi_t, \boldsymbol{\theta}_*) \left[1 + \frac{\dot{\mu}(\beta_{t+1} z_{t+1}^\top \boldsymbol{\theta}_*) \beta_{t+1}^2 z_{t+1}^\top M^{-1}(\xi_t, \boldsymbol{\theta}_*) z_{t+1}}{t} \right].$$

Then,

$$\begin{aligned}
& \log \det(M(\xi_{t+1}, \boldsymbol{\theta}_*)) - \log \det(M(\xi_t, \boldsymbol{\theta}_*)) \\
&= \log \frac{\det(M(\xi_{t+1}, \boldsymbol{\theta}_*))}{\det(M(\xi_t, \boldsymbol{\theta}_*))} \\
&= \log \frac{\left(\frac{t}{t+1}\right)^d \det M(\xi_t, \boldsymbol{\theta}_*) \left[1 + \frac{\dot{\mu}(\beta_{t+1} z_{t+1}^\top \boldsymbol{\theta}_*) \beta_{t+1}^2 z_{t+1}^\top M^{-1}(\xi_t, \boldsymbol{\theta}_*) z_{t+1}}{t}\right]}{\det(M(\xi_t, \boldsymbol{\theta}_*))} \\
&= \log \left[1 + \frac{\dot{\mu}(\beta_{t+1} z_{t+1}^\top \boldsymbol{\theta}_*) \beta_{t+1}^2 z_{t+1}^\top M^{-1}(\xi_t, \boldsymbol{\theta}_*) z_{t+1}}{t}\right] - d \log \left(1 + \frac{1}{t}\right).
\end{aligned} \tag{S26}$$

By (S25) and (S26), for all $t \geq t_1$, we have

$$\begin{aligned}
\log \det(M(\xi_{t+1}, \boldsymbol{\theta}^*)) - \log \det(M(\xi_t, \boldsymbol{\theta}^*)) &\geq \log \left(1 + \frac{d - \epsilon}{t}\right) - d \log \left(1 + \frac{1}{t}\right) \\
&= \log \frac{1 + (d - \epsilon)/t}{(1 + 1/t)^d}.
\end{aligned} \tag{S27}$$

On the other hand, we have

$$\log \frac{1 + (d - \epsilon)/t}{(1 + 1/t)^d} = \log \frac{1 + (d - \epsilon)/t}{1 + (d + c_t)/t}, \tag{S28}$$

where we have used that $(1 + 1/t)^d = 1 + (d + c_t)/t$ with $c_t \geq 0, c_t \rightarrow 0$ as $t \rightarrow \infty$. We choose $t_2 \geq t_1$ such that $c_t \leq (d - \epsilon)\epsilon$ for all $t \geq t_2$. Then for all $t \geq t_2$, we have

$$\begin{aligned}
\log \frac{1 + (d - \epsilon)/t}{1 + (d + c_t)/t} &\geq \log \frac{1 + (d - \epsilon)/t}{1 + [d + (d - \epsilon)\epsilon]/t} \\
&= -\log \left\{1 + \frac{1 + [d + (d - \epsilon)\epsilon]/t - 1 - (d - \epsilon)/t}{1 + (d - \epsilon)/t}\right\} \\
&= -\log \left[1 + \frac{\epsilon(1 + d - \epsilon)/t}{1 + (d - \epsilon)/t}\right] \\
&\geq -\frac{1}{1 + (d - \epsilon)/t} \frac{\epsilon(1 + d - \epsilon)}{t} \\
&= -\frac{\epsilon(1 + d - \epsilon)}{t + d - \epsilon} \\
&\geq -\epsilon,
\end{aligned} \tag{S29}$$

where the second inequality is due to the fact $\log(1 + x) \leq x$ for $x \geq 0$. By (S27), (S28) and (S29), for all $t \geq t_2$, we conclude

$$\log \det M(\xi_{t+1}, \boldsymbol{\theta}_*) - \log \det M(\xi_t, \boldsymbol{\theta}_*) \geq -\epsilon. \tag{S30}$$

Now we choose $t_3 \geq t_2$ such that for all $t \geq t_3$,

$$\begin{aligned}
\log\left(1 + \frac{d + \epsilon}{t}\right) - d \log\left(1 + \frac{1}{t}\right) &= \log\left(1 + \frac{d + \epsilon}{t}\right) - \log\left(1 + \frac{d + c_t}{t}\right) \\
&\geq \log\left(1 + \frac{d + \epsilon}{t}\right) - \log\left[1 + \frac{d + \epsilon(1 - \frac{t+d+\epsilon}{2t})}{t}\right] \\
&= \log\frac{t + d + \epsilon}{t + d + \epsilon(1 - \frac{t+d+\epsilon}{2t})} \\
&= \log\frac{1}{1 - \frac{\epsilon}{2t}} \\
&\geq \frac{\epsilon}{2t},
\end{aligned} \tag{S31}$$

where the first equality follows from $(1 + 1/t)^d = 1 + (d + c_t)/t$ with $c_t \geq 0, c_t \rightarrow 0$ as $n \rightarrow \infty$, and the first inequality is achieved by choosing $t_3 \geq t_2$ such that $c_t \leq \epsilon(1 - \frac{t+d+\epsilon}{2t})$ for all $t \geq t_3$, and the last inequality is due to the fact $\log(1 - x) \leq -x$ for $x < 1$. Now, we propose the following lemma.

Lemma S4. *Let $t \geq t_3$ and $\epsilon \in (0, 1)$. If $\log \det M(\xi_t, \boldsymbol{\theta}_*) \leq \log \det M(\xi^*, \boldsymbol{\theta}_*) - 2\epsilon$, then, $\log \det M(\xi_{t+1}, \boldsymbol{\theta}_*) - \log \det M(\xi_t, \boldsymbol{\theta}_*) \geq \frac{\epsilon}{2t}$.*

Proof. Since the log-determinant function $\log \det(\cdot)$ is concave on the space of symmetric positive definite matrices (Boyd and Vandenberghe, 2004), by the first-order condition for the concave function, we have

$$\begin{aligned}
\log \det M(\xi^*, \boldsymbol{\theta}_*) &\leq \log \det M(\xi_t, \boldsymbol{\theta}_*) + \langle M^{-1}(\xi_t, \boldsymbol{\theta}_*), M(\xi^*, \boldsymbol{\theta}_*) - M(\xi_t, \boldsymbol{\theta}_*) \rangle \\
&= \log \det M(\xi_t, \boldsymbol{\theta}_*) + \langle M^{-1}(\xi_t, \boldsymbol{\theta}_*), \sum_{(z, \beta) \in \mathcal{Z} \times \mathcal{B}} [\xi^*(z, \beta) - \xi_t(z, \beta)] \dot{\mu}(\beta z^\top \boldsymbol{\theta}_*) \beta^2 z z^\top \rangle \\
&= \log \det M(\xi_t, \boldsymbol{\theta}_*) + \sum_{(z, \beta) \in \mathcal{Z} \times \mathcal{B}} [\xi^*(z, \beta) - \xi_t(z, \beta)] \dot{\mu}(\beta z^\top \boldsymbol{\theta}_*) \beta^2 z^\top M^{-1}(\xi_t, \boldsymbol{\theta}_*) z \\
&\leq \log \det M(\xi_t, \boldsymbol{\theta}_*) + \max_{(z, \beta) \in \mathcal{Z} \times \mathcal{B}} \dot{\mu}(\beta z^\top \boldsymbol{\theta}_*) \beta^2 z^\top M^{-1}(\xi_t, \boldsymbol{\theta}_*) z,
\end{aligned}$$

where the first equality is from the fact that $\frac{\partial \log \det M}{\partial M} = (M^{-1})^\top$ for an invertible matrix M (Harville, 1997), and the last inequality is because $\sum_{(z, \beta) \in \mathcal{Z} \times \mathcal{B}} \xi(z, \beta) = 1$ with $\xi(z, \beta) \geq 0$.

Therefore,

$$\begin{aligned} \log \det M(\xi^*, \boldsymbol{\theta}_*) - \log \det M(\xi_t, \boldsymbol{\theta}_*) &\leq \max_{(z, \beta) \in \mathcal{Z} \times \mathcal{B}} \dot{\mu}(\beta z^\top \boldsymbol{\theta}_*) \beta^2 z^\top M^{-1}(\xi_t, \boldsymbol{\theta}_*) z \\ &\leq \dot{\mu}(\beta_{t+1} z_{t+1}^\top \boldsymbol{\theta}_*) \beta_{t+1}^2 z_{t+1}^\top M^{-1}(\xi_t, \boldsymbol{\theta}_*) z_{t+1} - d + \epsilon, \end{aligned}$$

where the last inequality is from (S25). Combining the condition $\log \det M(\xi_t, \boldsymbol{\theta}_*) \leq \log \det M(\xi^*, \boldsymbol{\theta}_*) - 2\epsilon$ in Lemma S4, we obtain

$$\dot{\mu}(\beta_{t+1} z_{t+1}^\top \boldsymbol{\theta}_*) \beta_{t+1}^2 z_{t+1}^\top M^{-1}(\xi_t, \boldsymbol{\theta}_*) z_{t+1} \geq d + \epsilon.$$

Together with (S26), we have

$$\log \det M(\xi_{t+1}, \boldsymbol{\theta}^*) - \log \det M(\xi_t, \boldsymbol{\theta}^*) \geq \log \left(1 + \frac{d + \epsilon}{t} \right) - d \log \left(1 + \frac{1}{t} \right) \geq \frac{\epsilon}{2t},$$

where the last inequality follows from (S31). \square

There is some $t_4 \geq t_3$ such that for all $t \geq t_4$

$$\log \det M(\xi_t, \boldsymbol{\theta}_*) > \log \det M(\xi^*, \boldsymbol{\theta}_*) - 2\epsilon \quad (\text{S32})$$

since otherwise $\log \det M(\xi_t, \boldsymbol{\theta}^*) \rightarrow \infty$ from Lemma S4, which contradicts with the fact that $\log \det M(\xi_t, \boldsymbol{\theta}^*)$ is a bounded value, which follows from

$$\begin{aligned} \det M(\xi_t, \boldsymbol{\theta}_*) &\leq \left[\frac{\text{tr}(M(\xi_t, \boldsymbol{\theta}_*))}{d} \right]^{1/d} \\ &\leq \left[\frac{\sum_{(z, \beta) \in \mathcal{Z} \times \mathcal{B}} \xi_t(z, \beta) \dot{\mu}(\beta z^\top \boldsymbol{\theta}_*) \beta^2 \|z\|^2}{d} \right]^{1/d} \\ &\leq \left(\frac{C_\beta^2 C_z^2}{4d} \right)^{1/d}, \end{aligned}$$

where the last inequality is from Assumption 2 and the facts $0 \leq \dot{\mu}(\cdot) \leq 1/4$ and $\sum_{(z, \beta) \in \mathcal{Z} \times \mathcal{B}} =$

1. Combining (S30) and (S32), we have

$$\log \det M(\xi_{t_4+1}, \boldsymbol{\theta}_*) \geq \log \det M(\xi_{t_4}, \boldsymbol{\theta}_*) - \epsilon > \log \det M(\xi^*, \boldsymbol{\theta}_*) - 3\epsilon. \quad (\text{S33})$$

If $\log \det M(\xi_{t_4+1}, \boldsymbol{\theta}_*) \leq \log \det M(\xi^*, \boldsymbol{\theta}_*) - 2\epsilon$, by Lemma S4 and (S33), we have

$$\log \det M(\xi_{t_4+2}, \boldsymbol{\theta}^*) \geq \log \det M(\xi_{t_4+1}, \boldsymbol{\theta}^*) > \log \det M(\xi^*, \boldsymbol{\theta}^*) - 3\epsilon.$$

If $\log \det M(\xi_{t_4+1}, \boldsymbol{\theta}_*) > \log \det M(\xi^*, \boldsymbol{\theta}_*) - 2\epsilon$, by (S30) and (S33), we have

$$\log \det M(\xi_{t_4+2}, \boldsymbol{\theta}_*) \geq \log \det M(\xi_{t_4+1}, \boldsymbol{\theta}_*) - \epsilon > \log \det M(\xi^*, \boldsymbol{\theta}_*) - 3\epsilon.$$

Continuously, we can find for all $t \geq t_4$,

$$\log \det M(\xi_t, \boldsymbol{\theta}_*) > \log \det M(\xi^*, \boldsymbol{\theta}_*) - 3\epsilon.$$

Therefore,

$$\liminf_{t \rightarrow \infty} \log \det M(\xi_t, \boldsymbol{\theta}_*) \geq \log \det M(\xi^*, \boldsymbol{\theta}_*) - 3\epsilon.$$

Since $\epsilon \in (0, 1)$ is arbitrary, we have

$$\liminf_{t \rightarrow \infty} \log \det M(\xi_t, \boldsymbol{\theta}_*) \geq \log \det M(\xi^*, \boldsymbol{\theta}_*).$$

Since $\xi^* = \arg \max_{\xi \in \mathcal{D}(\mathcal{Z}, \mathcal{B})} M(\xi, \boldsymbol{\theta}_*)$, we have

$$\lim_{t \rightarrow \infty} \log \det M(\xi_t, \boldsymbol{\theta}_*) = \log \det M(\xi^*, \boldsymbol{\theta}_*).$$

Since the strict concavity of the criterion $\log \det(\cdot)$, the information matrix at $\boldsymbol{\theta}_*$ of a locally D -optimal design at $\boldsymbol{\theta}_*$ is unique. Therefore, $\lim_{t \rightarrow \infty} M(\xi_t, \boldsymbol{\theta}_*) = M(\xi^*, \boldsymbol{\theta}_*)$. By (S21), we have

$$\lim_{T \rightarrow \infty} M(\xi_T, \widehat{\boldsymbol{\theta}}_T) \xrightarrow{a.s.} M(\xi^*, \boldsymbol{\theta}_*).$$

F Proof of Theorem 2

We take the gradient of $L_T(\boldsymbol{\theta})$ with respect to $\boldsymbol{\theta}$ as follows,

$$\frac{\partial L_T(\boldsymbol{\theta})}{\partial \boldsymbol{\theta}} = \frac{1}{T} \sum_{t=1}^T \dot{\mu}(\beta_t \boldsymbol{\theta}^\top z_t) \left[\frac{y_t \beta_t z_t}{\mu(\beta_t \boldsymbol{\theta}^\top z_t)} - \frac{(1-y_t) \beta_t z_t}{1 - \mu(\beta_t \boldsymbol{\theta}^\top z_t)} \right] = \frac{1}{T} \sum_{t=1}^T [y_t - \mu(\beta_t \boldsymbol{\theta}^\top z_t)] \beta_t z_t. \quad (\text{S34})$$

We denote $S_T(\theta) = \frac{\partial L_T(\theta)}{\partial \theta}$ as the score function. Since $S_T(\widehat{\theta}_T) = 0$, by the Taylor expansion, we have

$$\begin{aligned}
S_T(\theta^*) &= S_T(\theta^*) - S_T(\widehat{\theta}_T) \\
&= \frac{1}{T} \sum_{t=1}^T [\mu(\beta_t \widehat{\theta}_T^\top z_t) - \mu(\beta_t z_t^\top \theta^*)] \beta_t z_t \\
&= \frac{1}{T} \sum_{t=1}^T \dot{\mu}(\beta_t \widetilde{\theta}_t^\top z_t) \beta_t^2 z_t z_t^\top (\widehat{\theta}_T - \theta^*) \\
&= \frac{1}{T} \left[\sum_{t=1}^t \dot{\mu}(\beta_t \widetilde{\theta}_t^\top z_t) \beta_t^2 z_t z_t^\top - \sum_{t=1}^t \dot{\mu}(\beta_t z_t^\top \theta^*) \beta_t^2 z_t z_t^\top + \sum_{t=1}^T \dot{\mu}(\beta_t z_t^\top \theta^*) \beta_t^2 z_t z_t^\top \right] (\widehat{\theta}_T - \theta^*) \\
&= \left\{ \frac{1}{T} \sum_{t=1}^T [\dot{\mu}(\beta_t \widetilde{\theta}_t^\top z_t) - \dot{\mu}(\beta_t z_t^\top \theta^*)] \beta_t^2 z_t z_t^\top + M(\xi_T, \theta^*) \right\} (\widehat{\theta}_T - \theta^*),
\end{aligned}$$

where $\widetilde{\theta}_t$ is on the line segment joining θ^* and $\widehat{\theta}_T$. We denote $M_* = M(\xi^*, \theta^*)$. Therefore,

$$\sqrt{T} M_*^{-1/2} S_T(\theta^*) = M_*^{-1/2} \left\{ \frac{1}{T} \sum_{t=1}^T [\dot{\mu}(\beta_t \widetilde{\theta}_t^\top z_t) - \dot{\mu}(\beta_t z_t^\top \theta^*)] \beta_t^2 z_t z_t^\top + M(\xi_T, \theta^*) \right\} \sqrt{T} (\widehat{\theta}_T - \theta^*). \quad (\text{S35})$$

We propose a lemma to show that the left side of (S35) converges to a multivariate normal distribution.

Lemma S5. *Let $M_* = M(\xi^*, \theta^*)$ be defined in (6) and $S_T(\theta^*)$ be the score function defined in (S34). Under Assumption 2, we have*

$$\sqrt{T} M_*^{-1/2} S_T(\theta^*) \xrightarrow{d} N(0, I_d).$$

Proof. Let $\widetilde{v} \in \mathbb{R}^d$ and $v = \widetilde{v} / \|\widetilde{v}\|$. Then, $\|v\| = 1$. Recall that $e_i = y_i - \mu(\beta_i z_i^\top \theta^*)$ defined in (S12). By (S34), we have

$$\sqrt{T} v^\top M_*^{-1/2} S_T(\theta^*) = \frac{1}{\sqrt{T}} \sum_{t=1}^T e_t \beta_t v^\top M_*^{-1/2} z_t. \quad (\text{S36})$$

We define the σ -field generated by the historical data as follows,

$$\mathcal{F}_t = \sigma(z_1, \dots, z_t; \beta_1, \dots, \beta_t; y_1, \dots, y_t) \quad (\text{S37})$$

Under Assumption 2, $|\sum_{t=1}^T e_t \beta_t v^\top M_*^{-1/2} z_t|$ is bounded. Since z_t and β_t in Algorithm 1 are determined by \mathcal{F}_{t-1} , z_t and β_t are measurable with respect to \mathcal{F}_{t-1} . Therefore, we have

$$\begin{aligned} \mathbb{E} \left(\sum_{t=1}^T e_t \beta_t v^\top M_*^{-1/2} z_t \middle| \mathcal{F}_{T-1} \right) &= \mathbb{E} \left(\sum_{t=1}^{T-1} e_t \beta_t v^\top M_*^{-1/2} z_t \middle| \mathcal{F}_{T-1} \right) + \mathbb{E}(e_T \beta_T v^\top M_*^{-1/2} z_T \middle| \mathcal{F}_{T-1}) \\ &= \sum_{t=1}^{T-1} e_t \beta_t v^\top M_*^{-1/2} z_t + \mathbb{E}(e_T \middle| \mathcal{F}_{T-1}) \beta_T v^\top M_*^{-1/2} z_T \\ &= \sum_{t=1}^{T-1} e_t \beta_t v^\top M_*^{-1/2} z_t, \end{aligned}$$

Thus, the sequence of partial sums $\sum_{t=1}^T e_t \beta_t v^\top M_*^{-1/2} z_t$ is a martingale with respect to \mathcal{F}_T .

Since

$$\begin{aligned} \mathbb{E}(e_t^2 \middle| \mathcal{F}_{t-1}) &= \mathbb{E}\{[y_t - \mu(\beta_t \boldsymbol{\theta}_*^\top z_t)]^2 \middle| \mathcal{F}_{t-1}\} \\ &= \mathbb{E}(y_t^2 \middle| \mathcal{F}_{t-1}) + \mu^2(\beta_t \boldsymbol{\theta}_*^\top z_t) - 2\mathbb{E}(y_t \middle| \mathcal{F}_{t-1})\mu(\beta_t \boldsymbol{\theta}_*^\top z_t) \\ &= \mu(\beta_t \boldsymbol{\theta}_*^\top z_t) - \mu^2(\beta_t \boldsymbol{\theta}_*^\top z_t) \\ &= \dot{\mu}(\beta_t \boldsymbol{\theta}_*^\top z_t), \end{aligned}$$

we have

$$\begin{aligned} \frac{1}{T} \sum_{t=1}^T \mathbb{E}[(e_t \beta_t v^\top M_*^{-1/2} z_t)^2 \middle| \mathcal{F}_{t-1}] &= \frac{1}{T} \sum_{t=1}^T \mathbb{E}[e_t^2 \middle| \mathcal{F}_{t-1}] (\beta_t v^\top M_*^{-1/2} z_t)^2 \\ &= \frac{1}{T} \sum_{t=1}^T v^\top M_*^{-1/2} \dot{\mu}(\beta_t \boldsymbol{\theta}_*^\top z_t) \beta_t^2 z_t z_t^\top M_*^{-1/2} v \\ &= v^\top M_*^{-1/2} M(\xi_T, \boldsymbol{\theta}_*) M_*^{-1/2} v \\ &\xrightarrow{a.s.} 1, \end{aligned} \tag{S38}$$

where the convergence follows from Theorem 1. For all $\epsilon > 0$, we have

$$\begin{aligned} &\frac{1}{T} \sum_{t=1}^T \mathbb{E}[(e_t \beta_t v^\top M_*^{-1/2} z_t)^2 \mathbb{I}(|e_t \beta_t v^\top M_*^{-1/2} z_t| > \sqrt{T}\epsilon) \middle| \mathcal{F}_{t-1}] \\ &\leq \frac{1}{\epsilon^2 T^2} \sum_{i=1}^t \mathbb{E}[(e_i \beta_i v^\top M_*^{-1/2} z_i)^4 \middle| \mathcal{F}_{t-1}] \\ &= \frac{1}{\epsilon^2 T^2} \sum_{t=1}^T (\beta_t v^\top M_*^{-1/2} z_t)^4 \mathbb{E}(e_t^4 \middle| \mathcal{F}_{t-1}) \\ &\xrightarrow{a.s.} 0, \end{aligned} \tag{S39}$$

where the first inequality follows from

$$(e_t \beta_t v^\top M_*^{-1/2} z_t)^2 \mathbb{I}(|e_t \beta_t v^\top M_*^{-1/2} z_t| > \sqrt{T} \epsilon) \leq \frac{(e_t \beta_t v^\top M_*^{-1/2} z_t)^4}{\epsilon^2 T},$$

and the convergence is from the fact that $(\beta_t v^\top M_*^{-1/2} z_t)^4 \mathbb{E}(e_t^4 | \mathcal{F}_{t-1})$ is bounded under Assumption 2. By (S38), (S39) and Lemma S10, we have

$$\frac{1}{\sqrt{T}} \sum_{t=1}^T e_t \beta_t v^\top M_*^{-1/2} z_t \xrightarrow{d} N(0, 1).$$

Combining (S36), we have

$$\sqrt{T} v^\top M_*^{-1/2} S_t(\boldsymbol{\theta}^*) \xrightarrow{d} N(0, 1).$$

Let \tilde{Z} be a normal vector with $\tilde{Z} \sim N(0, I_d)$. Then, $v^\top \tilde{Z} \sim N(0, 1)$ because of $\|v\| = 1$. Therefore, for any $\tilde{v} \in \mathbb{R}^d$, we have

$$\sqrt{T} \frac{\tilde{v}^\top}{\|\tilde{v}\|} M_*^{-1/2} S_t(\boldsymbol{\theta}^*) \xrightarrow{d} \frac{\tilde{v}^\top}{\|\tilde{v}\|} \tilde{Z}.$$

Thus,

$$\sqrt{T} \tilde{v}^\top M_*^{-1/2} S_t(\boldsymbol{\theta}^*) \xrightarrow{d} \tilde{v}^\top \tilde{Z}.$$

By Lemma S11, we have

$$\sqrt{T} M_*^{-1/2} S_T(\boldsymbol{\theta}^*) \xrightarrow{d} N(0, I_d).$$

□

We now return to the proof of Theorem 2. By (S35) and Lemma S5, we have

$$M_*^{-1/2} \left\{ \frac{1}{T} \sum_{t=1}^T [\dot{\mu}(\beta_t \tilde{\boldsymbol{\theta}}_t^\top z_t) - \dot{\mu}(\beta_t z_t^\top \boldsymbol{\theta}_*)] \beta_t^2 z_t z_t^\top + M(\xi_T, \boldsymbol{\theta}_*) \right\} \sqrt{T} (\hat{\boldsymbol{\theta}}_T - \boldsymbol{\theta}_*) \xrightarrow{d} N(0, I_d). \quad (\text{S40})$$

Under Assumption 2, we have

$$\begin{aligned} \frac{1}{T} \sum_{i=1}^T [\dot{\mu}(\beta_t \tilde{\boldsymbol{\theta}}_t^\top z_t) - \dot{\mu}(\beta_t z_t^\top \boldsymbol{\theta}_*)] \beta_t^2 z_t z_t^\top &\leq \max_{1 \leq t \leq T} |\dot{\mu}(\beta_t \tilde{\boldsymbol{\theta}}_t^\top z_t) - \dot{\mu}(\beta_t \boldsymbol{\theta}_*^\top z_t)| \frac{1}{T} \sum_{t=1}^T \beta_t^2 \|z_t\|^2 \\ &\leq \max_{1 \leq t \leq T} |\dot{\mu}(\beta_t \tilde{\boldsymbol{\theta}}_t^\top z_t) - \dot{\mu}(\beta_t \boldsymbol{\theta}_*^\top z_t)| C_\beta^2 C_z^2. \end{aligned} \quad (\text{S41})$$

We denote $\ddot{\mu}(w) = \frac{d\dot{\mu}(w)}{dw} = \frac{d\mu(w)[1-\mu(w)]}{dw} = \mu(w)[1-\mu(w)][1-2\mu(w)]$ for $w \in \mathbb{R}$. Under Assumption 2, there exists a positive constant C_μ such that $\ddot{\mu}(\beta\boldsymbol{\theta}^\top z) \leq C_\mu$ for any $\beta \in \mathcal{B}$, $z \in \mathcal{Z}$ and $\boldsymbol{\theta} \in \Theta$. By the Taylor expansion, we have

$$\max_{1 \leq t \leq T} |\dot{\mu}(\beta_t \tilde{\boldsymbol{\theta}}_t^\top z_t) - \dot{\mu}(\beta_t \boldsymbol{\theta}_*^\top z_t)| = \max_{1 \leq t \leq T} |\ddot{\mu}(\beta_t \bar{\boldsymbol{\theta}}_t^\top z_t) \beta_t z_t^\top (\tilde{\boldsymbol{\theta}}_t - \boldsymbol{\theta}_*)| \leq C_\mu C_\beta C_z \max_{1 \leq t \leq T} \|\tilde{\boldsymbol{\theta}}_t - \boldsymbol{\theta}_*\|^2. \quad (\text{S42})$$

Recall that $\tilde{\boldsymbol{\theta}}_t$ is between $\hat{\boldsymbol{\theta}}_t$ and $\boldsymbol{\theta}_*$. We have

$$\max_{1 \leq t \leq T} \|\tilde{\boldsymbol{\theta}}_t - \boldsymbol{\theta}_*\|^2 \leq \max_{1 \leq t \leq T} \|\hat{\boldsymbol{\theta}}_t - \boldsymbol{\theta}_*\|^2 \xrightarrow{a.s.} 0, \quad (\text{S43})$$

where the convergence follows from Lemma S3. By (S41), (S42) and (S43), we have

$$\frac{1}{T} \sum_{i=1}^T [\dot{\mu}(\beta_i \tilde{\boldsymbol{\theta}}_i^\top z_i) - \dot{\mu}(\beta_i z_i^\top \boldsymbol{\theta}_*)] \beta_i^2 z_i z_i^\top \xrightarrow{a.s.} 0.$$

Together with Theorem 1, we have

$$M_*^{-1/2} \left\{ \frac{1}{T} \sum_{t=1}^T [\dot{\mu}(\beta_t \tilde{\boldsymbol{\theta}}_t^\top z_t) - \dot{\mu}(\beta_t z_t^\top \boldsymbol{\theta}_*)] \beta_t^2 z_t z_t^\top + M(\xi_T, \boldsymbol{\theta}_*) \right\} \xrightarrow{a.s.} M_*^{1/2}.$$

By (S35) and Lemma S5, we have

$$M_*^{1/2} \sqrt{T} (\hat{\boldsymbol{\theta}}_T - \boldsymbol{\theta}_*) \xrightarrow{a.s.} N(0, I_d).$$

It follows

$$\sqrt{T} (\hat{\boldsymbol{\theta}}_T - \boldsymbol{\theta}_*) \xrightarrow{a.s.} N(0, M_*^{-1}).$$

The proof is completed.

G Proof of Corollary 1

We first prove the convergence of the MLE $\hat{\boldsymbol{\theta}}_T^r$ using random design. Recall that $S_T(\boldsymbol{\theta})$ is the score function as defined in (S34). Since $S_T(\hat{\boldsymbol{\theta}}_T^r) = 0$, by the Taylor expansion, we have

$$\begin{aligned} S_T(\boldsymbol{\theta}_*) &= S_T(\boldsymbol{\theta}_*) - S_T(\hat{\boldsymbol{\theta}}_T^{(r)}) \\ &= \frac{1}{T} \sum_{t=1}^T [\mu(\beta_t z_t^\top \hat{\boldsymbol{\theta}}_T^{(r)}) - \mu(\beta_t z_t^\top \boldsymbol{\theta}_*)] \beta_t z_t \\ &= \frac{1}{T} \sum_{t=1}^T \dot{\mu}(\beta_t z_t^\top \tilde{\boldsymbol{\theta}}_t) \beta_t^2 z_t z_t^\top (\hat{\boldsymbol{\theta}}_T^{(r)} - \boldsymbol{\theta}_*), \end{aligned} \quad (\text{S44})$$

where $\tilde{\boldsymbol{\theta}}_t$ is between $\widehat{\boldsymbol{\theta}}_T^{(r)}$ and $\boldsymbol{\theta}_*$. We denote the minimum eigenvalue of the matrix $\sum_{t=1}^T \mathbb{E} z_t z_t^\top$ as $\lambda_0 = \lambda_{\min}(\mathbb{E} z_t z_t^\top)$. Then, $\lambda_0 > 0$. Then,

$$\lambda_{\min} \left(\sum_{t=1}^T \mathbb{E} z_t z_t^\top \right) = \sum_{t=1}^T \lambda_{\min}(\mathbb{E} z_t z_t^\top) = \lambda_0 T. \quad (\text{S45})$$

Under Assumption 2, the maximum eigenvalue of the matrix $z_t z_t^\top$ is

$$\lambda_{\max}(z_t z_t^\top) = \text{tr}(z_t^\top z_t) \leq C_z^2. \quad (\text{S46})$$

During the process of selection using the random design, z_1, \dots, z_T are i.i.d. chosen. Using Lemma S7 with $\delta = 1/2$, we obtain

$$\mathbb{P} \left\{ \lambda_{\min} \left(\sum_{t=1}^T z_t z_t^\top \right) \leq \frac{\lambda_0 T}{2} \right\} \leq d \left(\frac{e}{2} \right)^{-\frac{\lambda_0 T}{2C_z^2}}. \quad (\text{S47})$$

We define the event

$$E_T = \left\{ \lambda_{\min} \left(\sum_{t=1}^T z_t z_t^\top \right) \geq \frac{\lambda_0 T}{2} \right\}.$$

Then

$$\mathbb{P}(E_T) \geq 1 - d \left(\frac{e}{2} \right)^{-\frac{\lambda_0 T}{2C_z^2}}.$$

Since $\dot{\mu}(\beta_t \tilde{\boldsymbol{\theta}}_t^\top z_t) \geq \kappa > 0$ and $\beta_t \geq c_\beta$ under Assumption 2, we have

$$\sum_{t=1}^T \dot{\mu}(\beta_t \tilde{\boldsymbol{\theta}}_t^\top z_t) \beta_t^2 z_t z_t^\top \succeq \kappa c_\beta^2 \sum_{t=1}^T z_t z_t^\top. \quad (\text{S48})$$

Therefore,

$$\lambda_{\min} \left(\sum_{t=1}^T \dot{\mu}(\beta_t \tilde{\boldsymbol{\theta}}_t^\top z_t) \beta_t^2 z_t z_t^\top \right) \geq \kappa c_\beta^2 \lambda_{\min} \left(\sum_{t=1}^T z_t z_t^\top \right).$$

Thus, on E_T ,

$$\lambda_{\min} \left(\sum_{i=1}^t \dot{\mu}(\beta_i \tilde{\boldsymbol{\theta}}_i^\top z_i) \beta_i^2 z_i z_i^\top \right) > 0.$$

By (S44), on E_T , we have

$$\sqrt{T}(\widehat{\boldsymbol{\theta}}_T^{(r)} - \boldsymbol{\theta}_*) = \left[\frac{1}{T} \sum_{t=1}^T \dot{\mu}(\beta_t \tilde{\boldsymbol{\theta}}_t^\top z_t) \beta_t^2 z_t z_t^\top \right]^{-1} \sqrt{T} S_T(\boldsymbol{\theta}_*). \quad (\text{S49})$$

By the arguments in [Fahrmeir and Kaufmann \(1985\)](#), $\widehat{\boldsymbol{\theta}}_T^{(r)} \rightarrow \boldsymbol{\theta}_*$. Since $\widetilde{\boldsymbol{\theta}}_t$ is between $\widehat{\boldsymbol{\theta}}_T^{(r)}$ and $\boldsymbol{\theta}$, and $\dot{\mu}(\cdot)$ is continuous, by the law of large numbers, we have

$$\frac{1}{T} \sum_{t=1}^T \dot{\mu}(\beta_t \widetilde{\boldsymbol{\theta}}_t^\top z_t) \beta_t^2 z_t z_t^\top \rightarrow \mathbb{E}[\dot{\mu}(\beta_t \boldsymbol{\theta}_*^\top z_t) \beta_t^2 z_t z_t^\top]. \quad (\text{S50})$$

By [\(S34\)](#), we know $S_T(\boldsymbol{\theta}_*) = \frac{1}{T} \sum_{t=1}^T [y_t - \mu(\beta_t \boldsymbol{\theta}_*^\top z_t)] \beta_t z_t$. During the random design, $(z_1, \beta_1), \dots, (z_T, \beta_T)$ are i.i.d. selected. By simple calculation, we have $\mathbb{E}[y_t - \mu(\beta_t \boldsymbol{\theta}_*^\top z_t)] \beta_t z_t = 0$ and

$$\begin{aligned} \mathbb{E}\{[y_t - \mu(\beta_t \boldsymbol{\theta}_*^\top z_t)] \beta_t z_t\} \{[y_t - \mu(\beta_t \boldsymbol{\theta}_*^\top z_t)] \beta_t z_t\}^\top &= \mathbb{E}[y_t - \mu(\beta_t z_t^\top \boldsymbol{\theta}_*)]^2 \beta_t z_t z_t^\top \\ &= \mathbb{E}\{\mathbb{E}[y_t - \mu(\beta_t z_t^\top \boldsymbol{\theta}_*)]^2 \beta_t z_t z_t^\top | z_t, \beta_t\} \\ &= \mathbb{E}[\dot{\mu}(\beta_t z_t^\top \boldsymbol{\theta}_*) \beta_t^2 z_t z_t^\top]. \end{aligned}$$

By the central limit theorem, we have

$$\sqrt{T} S_T(\boldsymbol{\theta}^*) \xrightarrow{d} N(0, \mathbb{E}[\dot{\mu}(\beta_t z_t^\top \boldsymbol{\theta}_*) \beta_t^2 z_t z_t^\top]). \quad (\text{S51})$$

Note that $\mathbb{P}(E_T) \rightarrow 1$. By [\(S49\)](#), [\(S50\)](#) and [\(S51\)](#), we have

$$\sqrt{T}(\widehat{\boldsymbol{\theta}}_T^{(r)} - \boldsymbol{\theta}_*) \xrightarrow{d} N(0, \{\mathbb{E}[\dot{\mu}(\beta_t \widetilde{\boldsymbol{\theta}}_t^\top z_t) \beta_t^2 z_t z_t^\top]\}^{-1}).$$

The first statement is proved. Now, we prove the second statement. By [\(6\)](#), we know

$$\det M(\xi^*, \boldsymbol{\theta}_*) = \max_{\xi \in \mathcal{D}(\mathcal{Z}, \mathcal{B})} \det \int_{\mathcal{Z} \times \mathcal{B}} \dot{\mu}(\beta z^\top \boldsymbol{\theta}_*) \beta^2 z z^\top d\xi(z, \beta),$$

and

$$\mathbb{E}[\dot{\mu}(\beta_t z_t^\top \boldsymbol{\theta}_*) \beta_t^2 z_t z_t^\top] = \int_{\mathcal{Z} \times \mathcal{B}} \dot{\mu}(\beta z^\top \boldsymbol{\theta}_*) \beta^2 z z^\top dP,$$

where $P \in \mathcal{D}(\mathcal{Z}, \mathcal{B})$ is the original probability measure on $\mathcal{Z} \times \mathcal{B}$. Therefore, $\det M(\xi^*, \boldsymbol{\theta}_*) \geq \det \mathbb{E}[\dot{\mu}(\beta_t z_t^\top \boldsymbol{\theta}_*) \beta_t^2 z_t z_t^\top]$. Let $\mathcal{D}(\mathcal{Z})$ be the design space as the collection of all probability measures on \mathcal{Z} , and $\mathcal{D}(\mathcal{B})$ be the design space as the collection of all probability measures on \mathcal{B} . Then,

$$\det M(\xi^c, \boldsymbol{\theta}_*) = \max_{\xi \in \mathcal{D}(\mathcal{Z})} \det \int_{\mathcal{Z} \times \mathcal{B}} \dot{\mu}(\beta z^\top \boldsymbol{\theta}_*) \beta^2 z z^\top d\xi(z) dP_1,$$

and

$$\det M(\xi^t, \boldsymbol{\theta}_*) = \max_{\xi \in \mathcal{D}(\mathcal{B})} \det \int_{\mathcal{Z} \times \mathcal{B}} \mu(\beta z^\top \boldsymbol{\theta}_*) \beta^2 z z^\top d\xi(\beta) dP_2,$$

where $P_1 \in \mathcal{D}(\mathcal{Z})$ is the original probability measure on \mathcal{Z} , and $P_2 \in \mathcal{D}(\mathcal{B})$ is the original probability measure on \mathcal{B} . Therefore, $\det M(\xi^*, \boldsymbol{\theta}_*) \geq \det M(\xi^c, \boldsymbol{\theta}_*)$ and $\det M(\xi^*, \boldsymbol{\theta}_*) \geq \det M(\xi^t, \boldsymbol{\theta}_*)$.

H Proof of Theorem 3

By the definition of the sub-optimality (8), we have

$$\text{SubOpt}(\pi_T) = J(\pi^*) - J(\pi_T) = [J(\pi^*) - \widehat{J}(\pi^*)] + [\widehat{J}(\pi^*) - \widehat{J}(\pi_T)] + [\widehat{J}(\pi_T) - J(\pi_T)]. \quad (\text{S52})$$

Since π_T is the optimal policy under $\widehat{J}(\pi)$, we have

$$\widehat{J}(\pi^*) - \widehat{J}(\pi_T) \leq 0. \quad (\text{S53})$$

By the definition of the pessimistic expected value function (10), we obtain

$$\widehat{J}(\pi_T) - J(\pi_T) = \min_{\boldsymbol{\theta} \in \mathcal{C}(\widehat{\boldsymbol{\theta}}_T, \delta)} \mathbb{E} \boldsymbol{\theta}^\top \phi(x, \pi_T(x)) - \mathbb{E} \boldsymbol{\theta}_*^\top \phi(x, \pi_T(x)).$$

By Lemma 2, we know that $\boldsymbol{\theta}_* \in \mathcal{C}(\widehat{\boldsymbol{\theta}}_T, \delta)$ with probability at least $1 - \delta$. Therefore, with probability at least $1 - \delta$, we have

$$\widehat{J}(\pi_T) - J(\pi_T) \leq 0. \quad (\text{S54})$$

Combining (S52), (S53) and (S54), with probability at least $1 - \delta$, we have

$$\begin{aligned} \text{SubOpt}(\pi_T) &\leq J(\pi^*) - \widehat{J}(\pi^*) \\ &= \mathbb{E} \boldsymbol{\theta}_*^\top \phi(x, \pi^*(x)) - \min_{\boldsymbol{\theta} \in \mathcal{C}(\widehat{\boldsymbol{\theta}}_T, \delta)} \mathbb{E} \boldsymbol{\theta}^\top \phi(x, \pi^*(x)) \\ &= \max_{\boldsymbol{\theta} \in \mathcal{C}(\widehat{\boldsymbol{\theta}}_T, \delta)} \mathbb{E} (\boldsymbol{\theta}_* - \boldsymbol{\theta})^\top \phi(x, \pi^*(x)) \\ &= \max_{\boldsymbol{\theta} \in \mathcal{C}(\widehat{\boldsymbol{\theta}}_T, \delta)} \mathbb{E} (\boldsymbol{\theta}_* - \widehat{\boldsymbol{\theta}}_T + \widehat{\boldsymbol{\theta}}_T - \boldsymbol{\theta})^\top \phi(x, \pi^*(x)) \\ &= \mathbb{E} (\boldsymbol{\theta}_* - \widehat{\boldsymbol{\theta}}_T)^\top \phi(x, \pi^*(x)) + \max_{\boldsymbol{\theta} \in \mathcal{C}(\widehat{\boldsymbol{\theta}}_T, \delta)} \mathbb{E} (\widehat{\boldsymbol{\theta}}_T - \boldsymbol{\theta})^\top \phi(x, \pi^*(x)). \end{aligned}$$

By the definition of $\mathcal{C}(\widehat{\boldsymbol{\theta}}_T, \delta)$ in (9), we obtain

$$\begin{aligned} \max_{\boldsymbol{\theta} \in \mathcal{C}(\widehat{\boldsymbol{\theta}}_T, \delta)} \mathbb{E}(\widehat{\boldsymbol{\theta}}_T - \boldsymbol{\theta})^\top \phi(x, \pi^*(x)) &\leq \max_{\boldsymbol{\theta} \in \mathcal{C}(\widehat{\boldsymbol{\theta}}_T, \delta)} \mathbb{E} \|\widehat{\boldsymbol{\theta}}_T - \boldsymbol{\theta}\|_{\bar{H}_T(\widehat{\boldsymbol{\theta}}_T)} \|\phi(x, \pi^*(x))\|_{\bar{H}_T^{-1}(\widehat{\boldsymbol{\theta}}_T)} \\ &\leq \gamma(T, d, \delta) \mathbb{E} \|\bar{H}_T^{-1/2}(\widehat{\boldsymbol{\theta}}_T) \phi(x, \pi^*(x))\| \end{aligned}$$

By Lemma 2, we know that $\boldsymbol{\theta}_* \in \mathcal{C}(\widehat{\boldsymbol{\theta}}_T, \delta)$ with probability at least $1 - \delta$. Therefore,

$$\text{SubOpt}(\pi_T) \leq 2\gamma(T, d, \delta) \mathbb{E} \|\bar{H}_T^{-1/2}(\widehat{\boldsymbol{\theta}}_T) \phi(x, \pi^*(x))\|.$$

By Theorem 1, we have $\bar{H}_T^{-1/2}(\widehat{\boldsymbol{\theta}}_T) = M(\xi_T, \widehat{\boldsymbol{\theta}}_T) \xrightarrow{a.s.} M(\xi^*, \boldsymbol{\theta}_*)$. Therefore, there exists a constant T_0 such that $\mathbb{E} \|\bar{H}_T^{-1/2}(\widehat{\boldsymbol{\theta}}_T) \phi(x, \pi^*(x))\| \leq 2\|M^{-1/2}(\xi^*, \boldsymbol{\theta}_*) \mathbb{E} \phi(x, \pi^*(x))\|$ for all $T > T_0$ with probability 1. Thus, when $T > T_0$, with probability at least $1 - \delta$, we have

$$\begin{aligned} \text{SubOpt}(\pi_T) &\leq 2\gamma(T, d, \delta) \|M^{-1/2}(\xi^*, \boldsymbol{\theta}_*) \mathbb{E} \phi(x, \pi^*(x))\| \\ &= 2\sqrt{\frac{C_1}{T} \left[d \log \left(e + \frac{C_2 T}{d} \right) + \log \frac{2}{\delta} \right]} \|M^{-1/2}(\xi^*, \boldsymbol{\theta}_*) \mathbb{E} \phi(x, \pi^*(x))\|. \end{aligned}$$

I Proof of Theorem 4

The proof of Theorem 4 follows a similar strategy to that of Theorem 3. For completeness, we provide the proof here. By the definition of the sub-optimality (8), we have

$$\text{SubOpt}(\widehat{\pi}_T) = J(\pi^*) - J(\widehat{\pi}_T) = [J(\pi^*) - \widehat{J}(\pi^*)] + [\widehat{J}(\pi^*) - \widehat{J}(\widehat{\pi}_T)] + [\widehat{J}(\widehat{\pi}_T) - J(\widehat{\pi}_T)]. \quad (\text{S55})$$

Since $\widehat{\pi}_T$ is the optimal policy under $\widehat{J}(\pi)$, we have

$$\widehat{J}(\pi^*) - \widehat{J}(\widehat{\pi}_T) \leq 0. \quad (\text{S56})$$

By the definition of the pessimistic expected value function (10), we obtain

$$\widehat{J}(\widehat{\pi}_T) - J(\pi_T) = \min_{\boldsymbol{\theta} \in \mathcal{C}(\widehat{\boldsymbol{\theta}}_T, \delta)} \mathbb{E} \boldsymbol{\theta}^\top \phi(x, \pi_T(x)) - \mathbb{E} \boldsymbol{\theta}_*^\top \phi(x, \pi_T(x)).$$

Similar to Lemma 2, we can show that $\boldsymbol{\theta}_* \in \mathcal{C}(\widehat{\boldsymbol{\theta}}_T, \delta)$ with probability at least $1 - \delta$. Therefore, with probability at least $1 - \delta$, we have

$$\widehat{J}(\pi_T) - J(\pi_T) \leq 0. \quad (\text{S57})$$

Combining (S55), (S56) and (S57), with probability at least $1 - \delta$, we have

$$\begin{aligned}
\text{SubOpt}(\pi_T) &\leq J(\pi^*) - \widehat{J}(\pi^*) \\
&= \mathbb{E}\boldsymbol{\theta}_*^\top \phi(x, \pi^*(x)) - \min_{\boldsymbol{\theta} \in \mathcal{C}(\widehat{\boldsymbol{\theta}}_T, \delta)} \mathbb{E}\boldsymbol{\theta}^\top \phi(x, \pi^*(x)) \\
&= \max_{\boldsymbol{\theta} \in \mathcal{C}(\widehat{\boldsymbol{\theta}}_T, \delta)} \mathbb{E}(\boldsymbol{\theta}_* - \boldsymbol{\theta})^\top \phi(x, \pi^*(x)) \\
&= \max_{\boldsymbol{\theta} \in \mathcal{C}(\widehat{\boldsymbol{\theta}}_T, \delta)} \mathbb{E}(\boldsymbol{\theta}_* - \widehat{\boldsymbol{\theta}}_T + \widehat{\boldsymbol{\theta}}_T - \boldsymbol{\theta})^\top \phi(x, \pi^*(x)) \\
&= \mathbb{E}(\boldsymbol{\theta}_* - \widehat{\boldsymbol{\theta}}_T)^\top \phi(x, \pi^*(x)) + \max_{\boldsymbol{\theta} \in \mathcal{C}(\widehat{\boldsymbol{\theta}}_T, \delta)} \mathbb{E}(\widehat{\boldsymbol{\theta}}_T - \boldsymbol{\theta})^\top \phi(x, \pi^*(x)).
\end{aligned}$$

By the definition of $\mathcal{C}(\widehat{\boldsymbol{\theta}}_T, \delta)$ in (9), we obtain

$$\begin{aligned}
\max_{\boldsymbol{\theta} \in \mathcal{C}(\widehat{\boldsymbol{\theta}}_T, \delta)} \mathbb{E}(\widehat{\boldsymbol{\theta}}_T - \boldsymbol{\theta})^\top \phi(x, \pi^*(x)) &\leq \max_{\boldsymbol{\theta} \in \mathcal{C}(\widehat{\boldsymbol{\theta}}_T, \delta)} \mathbb{E}\|\widehat{\boldsymbol{\theta}}_T - \boldsymbol{\theta}\|_{\bar{H}_T(\widehat{\boldsymbol{\theta}}_T)} \|\phi(x, \pi^*(x))\|_{\bar{H}_T^{-1}(\widehat{\boldsymbol{\theta}}_T)} \\
&\leq \gamma(T, d, \delta) \mathbb{E}\|\bar{H}_T^{-1/2}(\widehat{\boldsymbol{\theta}}_T)\phi(x, \pi^*(x))\|
\end{aligned}$$

Similar to Lemma 2, we can show that $\boldsymbol{\theta}_* \in \mathcal{C}(\widehat{\boldsymbol{\theta}}_T, \delta)$ with probability at least $1 - \delta$.

Therefore,

$$\text{SubOpt}(\pi_T) \leq 2\gamma(T, d, \delta) \mathbb{E}\|\bar{H}_T^{-1/2}(\widehat{\boldsymbol{\theta}}_T)\phi(x, \pi^*(x))\|.$$

Similar to Theorem 1, we can show $\bar{H}_T^{-1/2}(\widehat{\boldsymbol{\theta}}_T) = M(\xi_T, \widehat{\boldsymbol{\theta}}_T) \xrightarrow{a.s.} M(\xi^*, \boldsymbol{\theta}_*)$. Therefore, there exists a constant T_0 such that $\mathbb{E}\|\bar{H}_T^{-1/2}(\widehat{\boldsymbol{\theta}}_T)\phi(x, \pi^*(x))\| \leq 2\|M^{-1/2}(\xi^*, \boldsymbol{\theta}_*)\mathbb{E}\phi(x, \pi^*(x))\|$ for all $T > T_0$ with probability 1. Thus, when $T > T_0$, with probability at least $1 - \delta$, we have

$$\begin{aligned}
\text{SubOpt}(\widehat{\pi}_T) &\leq 2\gamma(T, d, \delta) \|M^{-1/2}(\xi^*, \boldsymbol{\theta}_*)\mathbb{E}\phi(x, \pi^*(x))\| \\
&= 2\sqrt{\frac{C_3}{T} \left[d \log \left(e + \frac{C_4 T}{d} \right) + \log \frac{2}{\delta} \right]} \|M^{-1/2}(\xi^*, \boldsymbol{\theta}_*)\mathbb{E}\phi(x, \pi^*(x))\|,
\end{aligned}$$

for some positive constants C_3 and C_4 .

J Support Lemmas

Lemma S6. (Theorem 18.1.1. (Harville, 1997)) Let R represent an $n \times n$ matrix, S an $n \times m$ matrix, \widetilde{T} an $m \times m$ matrix, and U an $m \times n$ matrix. If R and \widetilde{T} are nonsingular, then

$$\det(R + \widetilde{S}\widetilde{T}U) = \det R \det \widetilde{T} \det(\widetilde{T}^{-1} + UR^{-1}S).$$

Lemma S7. (Theorem 1.1 (Tropp, 2012)) Consider a finite sequence $\{\mathbf{X}_k\}$ of independent, random, self-adjoint matrices with dimension d . Assume that each random matrix satisfies

$$\mathbf{X}_k \succeq \mathbf{0} \text{ and } \lambda_{\max}(\mathbf{X}_k) \leq R \text{ almost surely.}$$

Define

$$\mu_{\min} := \lambda_{\min}\left(\sum_k \mathbb{E}\mathbf{X}_k\right) \text{ and } \mu_{\max} := \lambda_{\max}\left(\sum_k \mathbb{E}\mathbf{X}_k\right).$$

Then for $\zeta \in [0, 1]$,

$$\begin{aligned} \mathbb{P}\left\{\lambda_{\min}\left(\sum_k \mathbf{X}_k\right) \leq (1 - \delta)\mu_{\min}\right\} &\leq d \left[\frac{e^{-\delta}}{(1 - \delta)^{1-\delta}}\right]^{\mu_{\min}/R} \text{ for } \delta \in [0, 1], \text{ and} \\ \mathbb{P}\left\{\lambda_{\max}\left(\sum_k \mathbf{X}_k\right) \leq (1 + \delta)\mu_{\max}\right\} &\leq d \left[\frac{e^{\delta}}{(1 + \delta)^{1+\delta}}\right]^{\mu_{\max}/R} \text{ for } \delta \geq 0. \end{aligned}$$

Lemma S8. (Lemma 4 (Pronzato, 2010)) If for any $\delta > 0$

$$\liminf_{N \rightarrow \infty} \inf_{\|\boldsymbol{\theta} - \boldsymbol{\theta}_*\| \geq \delta} [L_N(\boldsymbol{\theta}_*) - L_N(\boldsymbol{\theta})] > 0 \text{ almost surely,}$$

then $\widehat{\boldsymbol{\theta}}_{ML}^N \xrightarrow{a.s.} \boldsymbol{\theta}_*$.

Lemma S9. (Theorem 3.2 (Hall and Heyde, 1980)) Let $\{S_{ni}, \mathcal{F}_{n,i}, 1 \leq i \leq k_n, n \geq 1\}$ be a zero-mean, square-integrable martingale array with differences X_{ni} , and let η^2 be an a.s. finite r.v. Suppose that

$$\max_i |X_{ni}| \xrightarrow{p} 0, \tag{S58}$$

$$\sum_i X_{ni}^2 \xrightarrow{p} \eta^2, \tag{S59}$$

$$\mathbb{E} \max_i X_{ni}^2 \text{ is bounded in } n, \tag{S60}$$

and the σ -fields are nested:

$$\mathcal{F}_{n,i} \subseteq \mathcal{F}_{n+1,i} \text{ for } 1 \leq i \leq k_n, n \geq 1. \tag{S61}$$

Then $S_{nk_n} \sum_i X_{ni} \xrightarrow{d} Z$ (stably), where the r.v. Z has characteristic function $\mathbb{E}e^{-\frac{1}{2}\eta^2 t^2}$.

Lemma S10. (Corollary 3.1 (Hall and Heyde, 1980)) If (S58) and (S60) are replaced by the conditional Lindeberg condition

$$\text{for all } \epsilon > 0, \sum_i \mathbb{E}[X_{ni}^2 \mathbb{I}(|X_{ni}| > \epsilon) | \mathcal{F}_{n,i-1}] \xrightarrow{p} 0,$$

if (S59) is replaced by an analogous condition on the conditional variance:

$$V_{nk_n}^2 = \sum \mathbb{E}(X_{ni}^2 | \mathcal{F}_{n,i-1}) \xrightarrow{p} \eta^2,$$

and if (S61) holds, then the conclusion of Lemma S9 remains true.

Lemma S11. (Theorem 29.4 (Billingsley, 1995)) For random vectors $X_n = (X_{n1}, \dots, X_{nk})$ and $Y = (Y_1, \dots, Y_k)$, a necessary and sufficient condition for $X_n \xrightarrow{d} Y$ is that $\sum_{u=1}^k t_u X_{nu} \xrightarrow{d} \sum_{u=1}^k t_u Y_u$ for each $(t_1, \dots, t_k) \in \mathbb{R}^k$.

Lemma S12. (Lemma 3 (Lee et al., 2024)) Let X_1, \dots, X_t be martingale difference sequence satisfying $\max_s |X_s| \leq R$ a.s., and let \mathcal{F}_s be the σ -field generated by (X_1, \dots, X_s) . Then for any $\delta \in (0, 1)$ and any $\eta \in (0, 1/R]$, the following holds with probability at least $1 - \delta$:

$$\sum_{s=1}^t X_s \leq (e - 2)\eta \sum_{s=1}^t \mathbb{E}(X_s^2 | \mathcal{F}_{s-1}) + \frac{1}{\eta} \log \frac{1}{\delta}, \forall t \geq 1.$$

Lemma S13. (Lemma C.1 (Das et al., 2024)) Let $z, z' \in \mathbb{R}$ and $\tilde{\alpha}(z, z') := \int_0^1 (1 - v) \dot{\mu}(z + v(z' - z)) dv$. Then for some $C > 1$ (1.01 suffices),

$$\tilde{\alpha}(z, z') \geq \frac{\dot{\mu}(z')}{C(2 + |z - z'|)^2}.$$