

The non-thermal emission following GW170817 is consistent with a conical radially-stratified outflow with initial Lorentz factor $\lesssim 10$

GILAD SADEH¹ AND ELI WAXMAN¹

¹*Dept. of Particle Phys. & Astrophys., Weizmann Institute of Science, Rehovot 76100, Israel*

ABSTRACT

We show that the non-thermal radio to X-ray emission following the neutron star merger GW170817 is consistent with synchrotron emission from a collisionless shock driven into the interstellar medium (ISM) by a conical radially stratified outflow observed ≈ 0.25 rad off-axis, with a power-law mass dependence on momentum, $M(> \gamma\beta) \propto (\gamma\beta)^{-4}$, maximum Lorentz factor $\gamma = 10$, opening (half-)angle ≈ 0.15 rad, and total energy of $\approx 5 \times 10^{50}$ erg. The temporal dependence of the flux during its rising phase is determined by the radial stratification structure, which determines the rate at which outflow energy is deposited in the ISM. This is in contrast with highly relativistic, $\gamma \approx 100$, structured jet models, where the angular jet structure determines the time dependence through the gradual "unveiling" by deceleration of larger angular sections of the jet (which are initially "hidden" by relativistic beaming), typically leading to a predicted flux decline after the peak that is faster than observed. Our model predicts a dependence on the observing angle, which is different than that predicted by highly relativistic jet models. Particularly, similar merger events observed closer to the symmetry axis are predicted to show a similarly extended duration of flux increase with time. Our analysis demonstrates that the data do not require a highly relativistic $\gamma \approx 100$ component, but the presence of such a component with opening angle $\ll 0.15$ rad and energy $\ll 5 \times 10^{50}$ erg cannot be excluded.

Keywords: X-ray transient sources(1852)– Radio transient sources(2008)– Gravitational wave sources(677) – Neutron stars(1108)– Relativistic fluid dynamics(1389)

1. INTRODUCTION

GW170817 provided the first opportunity for a detailed investigation of the off-axis synchrotron emission driven by a collimated relativistic outflow, with a long duration rich set of observations of the non-thermal radio, optical and X-ray emission (Hallinan et al. 2017; Troja et al. 2017; Lyman et al. 2018; Troja et al. 2020; Makhathini et al. 2021) and measurement of emission centroid motion (Mooley et al. 2018a; Ghirlanda et al. 2019; Mooley et al. 2022).

- The observed spectrum is time independent and follows the expected synchrotron spectrum, $F_\nu \propto \nu^{(1-p)/2}$ (where p is the relativistic electrons' spectral index, $dn_e/d\gamma_e \propto \gamma_e^{-p}$), with $p = 2.17$ (Margutti et al. 2018; Troja et al. 2020; Makhathini et al. 2021), and with no indication for spectral breaks, implying that the synchrotron cooling, self-absorption and peak frequencies are outside the observed frequency range at all observed times.
- The light curve shows an initial achromatic rising phase, $F_\nu \propto t^{0.9}$ until ≈ 150 days (Alexander et al. 2018; Dobie et al. 2018; D'Avanzo et al. 2018), followed by a steep decline of $F_\nu \propto t^{-1.9}$ up to ~ 1000 days

(Makhathini et al. 2021; Balasubramanian et al. 2022; Troja et al. 2022).

- The radio center of light position was measured by the VLBI at 75, 207, and 230 days after the merger (Mooley et al. 2018a; Ghirlanda et al. 2019), complemented by an astrometric measurement of the optical kilonova location eight days after the merger. These measurements indicate a superluminal motion of the flux centroid, implying a $\gamma \gtrsim 5$ outflow (Mooley et al. 2018a, 2022).

The moderate $F_\nu \propto t^{0.9}$ flux rise is inconsistent with that predicted for an ultra-relativistic jet with a uniform distribution of energy per solid angle ("top-hat") observed off-axis (Margutti et al. 2018; Mooley et al. 2018b; Gill et al. 2019). Furthermore, the gamma-ray emission associated with GW170817, GRB 170817A, is also inconsistent with such an interpretation (Kasliwal et al. 2017; Granot et al. 2017; Matsumoto et al. 2019a). Thus, jets with various angular structures were considered in an attempt to explain the observations (Troja et al. 2019; Fong et al. 2019; Lamb et al. 2019; Hajela et al. 2019; Wu & MacFadyen 2019; Ryan et al. 2020; Takahashi & Ioka 2020). We note that wide-angle

outflow models were initially proposed to account for the observations (Mooley et al. 2018b; D’Avanzo et al. 2018; Hotokezaka et al. 2018; Nakar & Piran 2018; Troja et al. 2018; Gill & Granot 2018), but were set aside in favor of the ‘structured jet’ models following the detection of the radio centroid motion (Mooley et al. 2018a), since wide-angle outflow models did not predict the observed fast motion. Furthermore, the post-peak decline predicted by these models is shallower than observed (Makhathini et al. 2021).

In the highly relativistic “structured jet” models, the jet properties (e.g., energy per unit solid angle) vary as a function of the angle with respect to the jet axis. Most papers fitting structured jet models to the observed non-thermal light curve of GW170817 use semi-analytic codes and analytic estimations, such as “afterglowpy”, for the emission predicted for given model parameters, combined with an MCMC parameter estimation pipeline (Hajela et al. 2019; Lamb et al. 2019; Ghirlanda et al. 2019; Wu & MacFadyen 2019; Troja et al. 2019; Ryan et al. 2020; Troja et al. 2020; Beniamini et al. 2020; Makhathini et al. 2021; Beniamini et al. 2022; Ryan et al. 2023; McDowell & MacFadyen 2023; Palmese et al. 2024; Pellouin & Daigne 2024; Morsony et al. 2024; Wang et al. 2024; Nedora et al. 2024). Incorporating an accurate treatment of the jet sideways expansion in semi-analytic methods is highly challenging, and it can considerably modify the predictions for the light curve decline phase. Additionally, these models encounter difficulties in simultaneously reproducing both the light curve and centroid motion without an additional late-time component. Furthermore, the jet energy inferred in some of these models is typically $\sim 10^{52}$ erg, a relatively high value that corresponds to isotropic equivalent energy $\gtrsim 10^{54}$ erg (Ryan et al. 2023; Wang et al. 2024; Pellouin & Daigne 2024; Nedora et al. 2024), which is inconsistent with short GRB observations (D’Avanzo et al. 2014).

A more numeric approach to fitting structured jet models to the data was adopted in several papers, based on using numeric 2D hydrodynamic calculations (Mooley et al. 2018a; Gill et al. 2019; Gottlieb et al. 2019), approximate 1D hydrodynamic calculations (Mooley et al. 2022), and numerically calibrated (to ultra-relativistic structured jet calculations) analytic models (Govreen-Segal & Nakar 2023). These analyses typically find a jet opening angle of $\theta_j \sim 3^\circ - 6^\circ$ and a viewing angle of $\theta_v \sim 15^\circ - 30^\circ$ with respect to the jet axis. The decline of the flux after its peak time is typically predicted in these models to be faster than observed up to ~ 1000 days. This is due to the fact that the phase of increasing observed flux extends up to the time when deceleration unveils the full angular extent of the jet to the observer and is then followed by a rapid flux decline that gradually shallows to an asymptotic

$F_\nu \propto t^{-p}$ behavior, while the observed decline is shallower than t^{-p} (with $p = 2.17$).

A note is in place here regarding the γ -ray flash associated with GRB 170817A (Goldstein et al. 2017; Savchenko et al. 2017), which carries an energy that is smaller by ~ 4 orders of magnitude compared to that of typical short GRBs (sGRB). The low energy is unlikely due to relativistic beaming suppression, i.e., due to observing a highly relativistic $\Gamma \sim 100$ jet that produces a typical sGRB along its axis, at a large off-axis angle, $\theta - \theta_j > 1/\Gamma$ where θ_j is the jet opening angle. This is due mainly to the fact that, in this case, the characteristic photon energy is also reduced by a large factor (Granot et al. 2017; Kasliwal et al. 2017; Matsumoto et al. 2019b). The mechanism producing the γ -ray flash is not known (different explanations suggested, e.g., Murguia-Berthier et al. 2017; Ioka & Nakamura 2018; Nakar et al. 2018; Gottlieb et al. 2018; Lundman & Beloborodov 2021; Beloborodov et al. 2020), and it is thus difficult to derive constraints on the outflow based on its properties. Assuming that the photon spectrum follows a “Comptonized” spectrum up to ~ 1 MeV, would imply a lower limit of a few to the Lorentz factor of the plasma emitting the radiation (Matsumoto et al. 2019a,b).

In this paper, we show that the non-thermal emission is consistent with synchrotron emission from a collisionless shock driven into the ISM by a conical radially stratified outflow observed off-axis (at an angle comparable to the flow opening angle), with a power-law mass dependence on momentum, $M(> \gamma\beta) \propto (\gamma\beta)^{-4}$ and $\gamma \lesssim 10$. In this model, the peak in observed flux is obtained when the reverse shock, which is driven into the ejecta and decelerates it due to the interaction with the ISM, crosses through the ejecta (for highly relativistic, $\gamma \approx 100$, outflow the reverse shock crosses the ejecta and all the energy is transferred to the ISM at smaller radii, $r \propto \gamma^{-2/3}$, corresponding to much earlier observed times preceding the first radio detection). A shallow decline post-peak is obtained for radially stratified outflows in cases where the reverse shock crosses through the ejecta before the deceleration reveals the full outflow extent to an off-axis observer.

We note that shock breakout through a wide-angle stratified outflow, $M(> \gamma\beta) \propto (\gamma\beta)^{-4}$, was suggested as a source of the γ -ray flash (Lundman & Beloborodov 2021; Beloborodov et al. 2020). While the structure they consider is similar to that considered in this paper, the outflow mass required in their model to account for the γ -ray emission, $10^{-7} M_\odot$ at $\gamma > 5$, is smaller by 2–3 orders of magnitude compared to that we infer from the radio emission.

The paper is organized as follows. In § 2, we present a simple semi-analytic method to calculate the synchrotron emission from a conical stratified outflow. 2D numeric calculations are presented in § 3. The accuracy of our semi-analytic calculations is determined in § 4 through a comparison to the numeric results. In all calculations, we assume that electrons

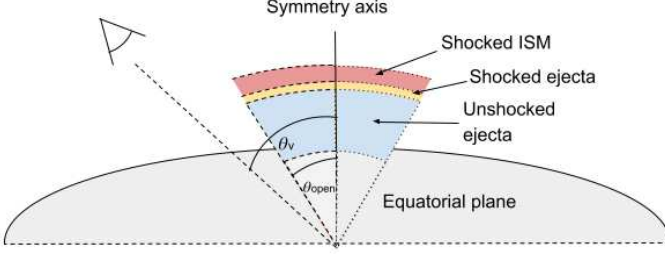


Figure 1. A schematic illustration showing a 2D slice of the 3D conical ejecta (described in § 2.1), and the forward-reverse shock structure that is formed and described in § 2.3. The symmetry axis corresponds to the azimuthal symmetry of the cone. θ_{open} is the initial cone opening angle. θ_v is the angle between the symmetry axis and the line of sight, such that $\theta_v = \pi/2$ corresponds to the equatorial plane.

are accelerated by the collisionless shock to power-law energy distribution, $dn_e/d\gamma_e \propto \gamma_e^{-p}$ where γ_e is the electron Lorentz factor (in the plasma rest frame), and that fractions ε_e and ε_B of the post-shock thermal energy are carried by non-thermal electrons and magnetic fields, respectively. In § 5, we show, using both semi-analytic and numeric calculations, that the stratified outflow model may account for the non-thermal emission following GW170817. Our conclusions are summarized in § 6.

2. A SEMI-ANALYTIC DERIVATION OF THE FLUX PRODUCED BY A CONICAL STRATIFIED OUTFLOW

2.1. Initial ejecta structure

We consider a radially stratified double-sided conical ejecta with opening angle θ_{open} (see Fig. 1), an angle-independent structure, and an initial power-law dependence of mass on momentum,

$$M(> \gamma\beta) = M_c \left(\frac{\gamma\beta}{\gamma_c\beta_c} \right)^{-k} \quad \text{for } \gamma_c\beta_c < \gamma\beta, \quad (1)$$

where M_c is the equivalent isotropic mass of the conical ejecta.

2.2. Coordinate systems

The natural coordinate system for describing the ejecta and its hydrodynamic evolution is a spherical coordinate system (R, ϕ, θ) , where R is the distance from the origin, ϕ is the azimuthal angle, and θ is the polar angle measured with respect to the ejecta symmetry axis (see Fig. 1).

To calculate the synchrotron emission, it is convenient to define a coordinate system with a pole aligned with the line of sight, which makes an angle θ_v with the ejecta symmetry axis. We therefore define another spherical coordinate system, (R, φ, ξ) , where φ is the azimuthal angle (chosen such that $\varphi = 0$ corresponds to the equatorial plane in the case of

$\theta_v = \pi/2$), ξ is the polar angle, and the pole is aligned with the line of sight. The coordinate transformation is

$$\begin{aligned} \cos \xi &= \cos \theta_v \cos \theta - \sin \theta_v \sin \theta \sin \phi, \\ \sin \varphi &= \frac{\cos \theta - \cos \theta_v \cos \xi}{\sin \xi \sin \theta_v}. \end{aligned} \quad (2)$$

A cylindrical coordinate system, (r, φ, z) , such that the z -axis is aligned with the line of sight, is useful for the semi-analytic calculation presented below. For this coordinate system, the coordinate transformation is

$$\begin{aligned} R &= \sqrt{r^2 + z^2}, \\ \tan \theta &= \frac{\sqrt{(r \cos \varphi)^2 + (r \sin \varphi \cos \theta_v - z \sin \theta_v)^2}}{r \sin \varphi \sin \theta_v + z \cos \theta_v}. \end{aligned} \quad (3)$$

2.3. Semi-analytic calculation

As the ejecta expands, a forward shock is driven into the ISM, and a reverse shock is driven into the ejecta. In previous papers (Sadeh et al. 2023; Sadeh 2024a), we developed a semi-analytic calculation method for modeling the dynamics for the case of a stratified spherical ejecta with a velocity profile given by Eq. (1) propagating into a cold and uniform ISM. We have shown that this method provides an accurate approximation for the results of numeric 1D relativistic hydrodynamics calculations (Sadeh et al. 2023). Here, we slightly modify the values of numerically calibrated model parameters to obtain higher accuracy for the higher Lorentz factors considered in this paper.

We approximate the shocked plasma as two uniform layers between the shocks, separated by a contact discontinuity. In Sadeh (2024a), we showed that the sideways expansion does not affect the predicted emission significantly up to the time at which the reverse shock crosses the ejecta. This is due to the fact that at any given time, most of the internal energy is deposited into the ISM by the newly decelerated shell of the ejecta, which has not yet undergone significant sideways expansion.

The time at which the reverse shock crosses the ejecta is given, for on-axis observers, by (Sadeh et al. 2023)

$$t_{\text{peak}} = 550g(\beta_c) \left(\frac{M_{c,-4}}{n-2} \right)^{\frac{1}{3}} \text{ days}, \quad g(\beta_c) = \frac{1.5 - \sqrt{0.25 + 2\beta_c^2}}{\gamma_c^{\frac{1}{3}}\beta_c}, \quad (4)$$

where $n = 10^{-2}n_{-2}\text{cm}^{-3}$ and $M_c = 10^{-4}M_{c,-4}M_{\odot}$. t_{peak} is the time at which the flux reaches its peak for an on-axis observer. For an off-axis observer with $\theta_v > \theta_{\text{open}}$, the peak time is delayed with respect to t_{peak} given by Eq. (4) due to the subsequent unveiling of angular sections hidden by relativistic beaming.

Prior to reverse shock crossing, the ejecta structure is well approximated by a conical section of a spherical expanding

ejecta. The emissivity is thus approximated as

$$j'_\nu = \begin{cases} j'_\nu(e, \rho, \gamma) & \text{for } 0 < \theta < \theta_{\text{open}}, \\ j'_\nu(e, \rho, \gamma) & \text{for } \pi - \theta_{\text{open}} < \theta < \pi, \\ 0 & \text{otherwise,} \end{cases} \quad (5)$$

where e, ρ and γ are the radially dependent plasma proper energy density, proper density, and Lorentz factor, respectively, and the prime (') denotes a quantity measured in the plasma frame.

The emissivity, observed intensity (I_ν), and flux (F_ν) are computed following the methodology outlined in [Sadeh et al. \(2024\)](#) for frequencies above the self-absorption/peak frequency and below the cooling frequency. Correspondingly, the center of light is calculated by

$$R_{\text{CoL}} = \frac{\frac{1}{D^2} \int \int r^2 \sin \varphi I_\nu dr d\varphi}{F_\nu}. \quad (6)$$

The coordinates on the sky are chosen such that the symmetry axis is at $\varphi = \pi/2$ (a reflection symmetry axis at $\varphi = \pi/2$), omitting the necessity to consider the $r \cos \varphi$ component.

3. 2D NUMERICAL CALCULATION

3.1. Hydrodynamics

We use the RELDAFNA code ([Klein 2023](#)) to solve the 2D relativistic hydrodynamics equations. RELDAFNA is an Eulerian code employing the Godunov scheme, incorporating adaptive mesh refinement (AMR) and second-order accuracy in time and space integration. Its efficient parallelization enables high-resolution calculations, even for complex multiscale problems. RELDAFNA's accuracy was confirmed by comparing it with similar codes ([Zhang & MacFadyen 2006](#); [Meliani et al. 2007](#)) using standard test problems.

In our calculations, we use an equation of state of an ideal fluid with a smoothly varying adiabatic index (between 5/3 to 4/3),

$$\hat{\gamma} = \frac{4 + \left(1 + 1.1 \frac{e}{\rho' c^2}\right)^{-1}}{3}, \quad (7)$$

which is in very good agreement with the equation of state of a mildly relativistic fluid provided by [Synge & Morse \(1958\)](#). The 1.1 factor is introduced for better agreement with the exact solution in the range of $4 < e/\rho' c^2 < 9$ (corresponding to $5 < \gamma < 10$, [Sadeh 2024a](#)).

Our simulations were performed in a 2D cylindrical coordinate system (r, z) assuming axial symmetry and applying reflective boundary conditions at both the symmetry axis ($r = 0$) and the symmetry plane ($z = 0$). The computational domain boundaries were set at $r = 10^{19} \text{cm}$ and $z = 10^{19} \text{cm}$. The initial grid prioritizes resolving the ejecta by placing a

higher concentration of cells within it, with a coarser spacing outside. Typically, the simulation begins with 500×500 cells, with most cells within the ejecta. AMR dynamically adjusts the resolution throughout the simulation, optimizing cell distribution along both the r and z axes to effectively capture regions of significant variation in pressure, density, or Lorentz factor. We systematically refined the initial spatial grid and temporal steps to assess convergence. We also iteratively increased the number of times the regridding scheme is allowed to multiply the number of cells within a time step. This process was continued until no significant changes were observed in the hydrodynamics and emergent flux.

The initial ejecta structure was chosen as described in § 2.1. The initial radius of a mass shell $M(> \gamma\beta)$ was determined as $r_0 = \beta c t_0$, with $t_0 = 10^6 - 10^7 \text{s}$. Behind the ejecta, between $r = \beta c t_0$ and $r = 0.99\beta c t_0$, we chose a smooth power-law interpolation between β_c, ρ_c (the density of slowest part the ejecta) and $\beta = 0, \rho = 10^{-3} \rho_{\text{ISM}}$ to avoid numeric instabilities due to discontinuities in the density and velocity. The initial pressure in all of the cells is set to $P = 10^{-10} \rho_{\text{ISM}} c^2$ where ρ_{ISM} is the ISM mass density.

3.2. Radiation

The observed flux was calculated following the same procedure described in detail in [Sadeh \(2024a\)](#).

For each cell in the 3D grid constructed for the calculation of radiation emission, we calculate the projected center of light along the symmetry axis of the 2D sky plane, $R \sin \xi \sin \varphi$, where φ is the azimuthal angle on the sky, see Eq. (2). The center of light is computed by averaging the different projections of each cell weighted by the flux contribution from it (ΔF_ν),

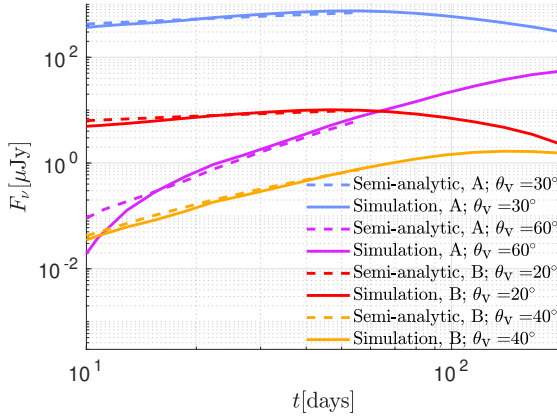
$$R_{\text{CoL}} = \frac{\sum_i^{\text{cells}} [R \sin \xi \sin \varphi]_i [\Delta F_\nu]_i}{F_\nu}. \quad (8)$$

4. SEMI ANALYTIC VS. NUMERICAL RESULTS

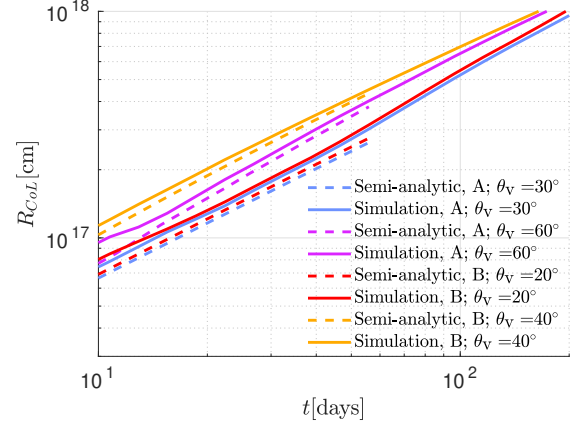
In Fig. 2, we compare the light curve (at frequencies above the self-absorption and peak frequency and below the cooling frequency), and the time-dependent light centroid location obtained semi-analytically with the results of the 2D numerical calculation. Recall that the semi-analytic description is valid up to the time at which the reverse shock crosses the ejecta, as such, we can compare the two only prior to the peak time scale. Unfortunately, there is no simple analytic expression for the temporal dependence of the rise and decline, which are highly sensitive to the velocity profile, the opening, and the viewing angle. The agreement is within 10's of percent for relevant values of $\{k, \gamma_c, n, M_c, \varepsilon_e, \varepsilon_B, p, \theta_{\text{open}}\}$.

5. GW170817

In [Sadeh \(2024b\)](#), we show that the absence of breaks from the non-thermal power-law spectrum of GW170817 implies



(a) Time-dependent flux



(b) Time-dependent light centroid location

Figure 2. A comparison between the time-dependent flux (left panel) and the time-dependent light centroid location (right panel) obtained semi-analytically (solid lines) and numerically (dashed lines), for various viewing angles and two sets of parameter values $\{k, \gamma_c, n, M_c, \epsilon_e, \epsilon_B, p, \theta_{\text{open}}\} = \text{A: } \{5, 3, 10^{-2} \text{cm}^{-3}, 5.5 \times 10^{-4} M_\odot, 10^{-1}, 10^{-2}, 2.2, 30^\circ\}$, B: $\{5, 3, 10^{-3} \text{cm}^{-3}, 5.5 \times 10^{-5} M_\odot, 10^{-1}, 10^{-2}, 2.2, 20^\circ\}$. Notice that θ_{open} represents the initial opening angle of the conical ejecta while θ_v is the viewing angle of the observer. Since the semi-analytic description is valid up to the time at which the reverse shock crosses the ejecta, we compare the two only prior to the peak time scale. The flux is shown for a distance of 100Mpc and a frequency of 6 GHz.

that (i) the Lorentz factor of the plasma emitting the observed radiation is $\gamma > 2.6$ at $t \sim 10$ days and $\gamma < 12$ at $t > 16$ days, and (ii) $n \cdot \epsilon_B \lesssim 3 \times 10^{-7} \text{cm}^{-3}$. Considering these constraints, we used our semi-analytic method to find parameter values that yield model predictions that are in reasonable agreement with observations. We then used the 2D numeric code to calculate the model predictions more accurately and extend them to times past the validity time of the semi-analytic approximation. We do not attempt to obtain a "best-fit" set of parameter values, as the actual outflow structure is likely more complicated than the simplified structure that we are using for our model calculations, which also includes simplifying assumptions regarding the microphysics of particle acceleration and emission of radiation (e.g., fixed electron and magnetic field energy fractions, independent of shock parameters). We found that the following choice of parameters yields a good fit to the data: $\{k, \gamma_c, n, M_c, \epsilon_e, \epsilon_B, p, \theta_{\text{open}}, \theta_v\} = \{4, 5.6, 5 \times 10^{-4} \text{cm}^{-3}, 5 \times 10^{-3} M_\odot, 0.1, 5 \times 10^{-5}, 2.17, 8^\circ, 15^\circ\}$ (Makhathini et al. 2021; Mooley et al. 2018b, 2022), as shown in Figs. 3-5. In the numeric calculation, the ejecta is truncated beyond $\gamma = 10$.

6. CONCLUSIONS

We have shown that the non-thermal radio to X-ray emission following the neutron star merger GW170817 is consistent with synchrotron emission from a collisionless shock driven into the interstellar medium (ISM) by a conical radially stratified outflow observed ≈ 0.25 rad off-axis, with a power-law mass dependence on momentum, $M(> \gamma\beta) \propto (\gamma\beta)^{-4}$ over the range $5.5 \lesssim \gamma \lesssim 10$, opening (half-)angle ≈ 0.15 rad, and total energy of $\approx 5 \times 10^{50} \text{erg}$. A comparison of the mea-

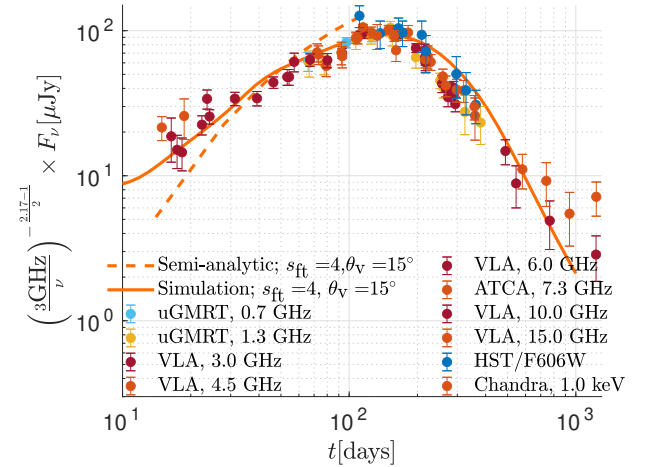
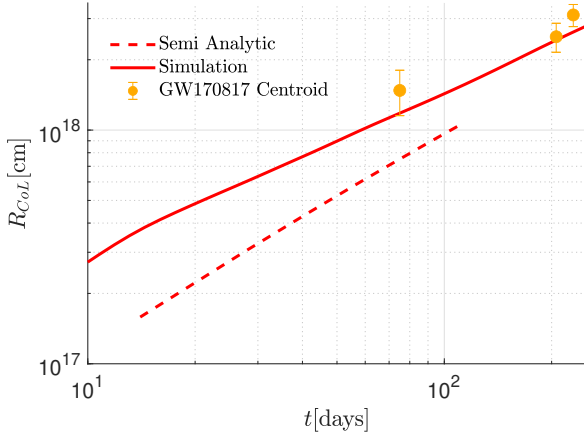


Figure 3. The non-thermal radio to X-ray flux (circles, Makhathini et al. 2021) of the electromagnetic counterpart of GW170817, compared to the results of a 2D numeric calculation of the emission driven by a stratified conical ejecta with $\{k, \gamma_c, n, M_c, \epsilon_e, \epsilon_B, p, \theta_{\text{open}}, \theta_v\} = \{4, 5.6, 5 \times 10^{-4} \text{cm}^{-3}, 5 \times 10^{-3} M_\odot, 0.1, 5 \times 10^{-5}, 2.17, 8^\circ, 15^\circ\}$. The model ejecta is truncated beyond $\gamma = 10$. The flux is shown for a distance of 41Mpc.

sured and model-predicted fluxes and light centroid motion is given in figures 3 and 5, for a specific choice of values of model parameters. We did not attempt to obtain a "best-fit" set of parameter values, as the real outflow structure is likely more complicated than the simplified structure that we are using for our model calculations, which also includes simplifying assumptions regarding the microphysics of particle acceleration and emission of radiation (e.g., fixed electron



The measured motion of the light centroid (circles, Mooley et al. 2018b, 2022) compared to the results of a 2D numeric calculation of the emission driven by a stratified conical ejecta with

$\{k, \gamma_c, n, M_c, \epsilon_e, \epsilon_B, p, \theta_{\text{open}}, \theta_v\} = \{4, 5.6, 5 \times 10^{-4} \text{ cm}^{-3}, 5 \times 10^{-3} M_{\odot}, 0.1, 5 \times 10^{-5}, 2.17, 8^{\circ}, 15^{\circ}\}$. The model ejecta is truncated beyond $\gamma = 10$. The centroid motion is shown for a distance of 41 Mpc.

and magnetic field energy fractions, independent of shock parameters). The results of the 2D numeric calculations of the light curve and centroid motion agree with those of our semi-analytic approximation (valid up to the flux peak time, see figure 2), supporting the validity of both.

The temporal dependence of the flux during its rising phase is determined in the radially stratified outflow model by the radial stratification structure, which determines the rate at which outflow energy is deposited in the ISM. This is in contrast with highly relativistic, $\gamma \approx 100$, structured jet models, where the angular jet structure determines the time dependence through the gradual "unveiling" by deceleration of larger angular sections of the jet (which are initially "hidden" by relativistic beaming). In the relativistic jet models, the viewing angle θ_v is required to be significantly larger than the opening angle θ_{open} , $\theta_v > 2\theta_{\text{open}}$ to allow for the observed rising flux phase, and the peak flux is obtained when the deceleration reveals the full angular extent of the jet to the observer, leading to a

predicted flux decline after peak that is faster than observed. In the stratified outflow model, the rising flux does not require a large viewing angle, and the post-peak decline is consistent with the observed one.

The radially stratified outflow model predicts a dependence on the observing angle, which is different than that predicted by highly relativistic jet models. Particularly, similar merger events observed at smaller viewing angles are predicted in our model to show a similarly extended duration of flux increase with time. Our analysis demonstrates that the data do not require a highly relativistic $\gamma \approx 100$ component, but the presence of such a component with opening angle $\ll 0.15$ rad and energy $\ll 5 \times 10^{50}$ erg cannot be excluded, and it may dominate the observed flux when observed on-axis (although slower outflows for gamma-ray bursts afterglows were suggested in Dereli-Bégué et al. 2022). The rapid deceleration of such a component, compared to the deceleration of the slower $\gamma < 10$ outflow, will lead to a light curve that can be discriminated from that of the slower outflow. We note that since flow structures that differ widely ($\gamma \sim 100$ relativistic jet and $\gamma < 10$ radially stratified outflow) may predict similar non-thermal flux when observed off-axis, (with relativistic jets typically predicting a steeper decline), one cannot accurately infer parameters, e.g., the viewing and opening angles, based on fitting models to the data. This also implies that an accurate determination of H_0 (Hotokezaka et al. 2019; Govreen-Segal & Nakar 2023; Palmese et al. 2024) is impossible through such parameter inference.

ACKNOWLEDGMENTS

We thank Y. Klein and N. Wygoda for their authorization to use the RELDAFNA code. We also thank A. Gruzinov for useful discussions. Eli Waxman's research is partially supported by ISF, GIF and IMOS grants.

DATA AVAILABILITY

The data underlying this article will be shared following a reasonable request to the corresponding author.

REFERENCES

- Alexander, K. D., Margutti, R., Blanchard, P. K., et al. 2018, The Astrophysical Journal, 863, L18, doi: [10.3847/2041-8213/aad637](https://doi.org/10.3847/2041-8213/aad637)
- Balasubramanian, A., Corsi, A., Mooley, K. P., et al. 2022, The Astrophysical Journal, 938, 12, doi: [10.3847/1538-4357/ac9133](https://doi.org/10.3847/1538-4357/ac9133)
- Beloborodov, A. M., Lundman, C., & Levin, Y. 2020, The Astrophysical Journal, 897, 141, doi: [10.3847/1538-4357/ab86a0](https://doi.org/10.3847/1538-4357/ab86a0)
- Beniamini, P., Gill, R., & Granot, J. 2022, Monthly Notices of the Royal Astronomical Society, 515, 555, doi: [10.1093/mnras/stac1821](https://doi.org/10.1093/mnras/stac1821)
- Beniamini, P., Granot, J., & Gill, R. 2020, Monthly Notices of the Royal Astronomical Society, 493, 3521, doi: [10.1093/mnras/staa538](https://doi.org/10.1093/mnras/staa538)
- D'Avanzo, P., Salvaterra, R., Bernardini, M. G., et al. 2014, Monthly Notices of the Royal Astronomical Society, 442, 2342, doi: [10.1093/mnras/stu994](https://doi.org/10.1093/mnras/stu994)

- Dereli-Bégué, H., Pe'er, A., Ryde, F., et al. 2022, *Nature Communications*, 13, 5611, doi: [10.1038/s41467-022-32881-1](https://doi.org/10.1038/s41467-022-32881-1)
- Dobie, D., Kaplan, D. L., Murphy, T., et al. 2018, *The Astrophysical Journal*, 858, L15, doi: [10.3847/2041-8213/aac105](https://doi.org/10.3847/2041-8213/aac105)
- D'Avanzo, P., Campana, S., Salafia, O. S., et al. 2018, *Astronomy & Astrophysics*, 613, L1, doi: [10.1051/0004-6361/201832664](https://doi.org/10.1051/0004-6361/201832664)
- Fong, W., Blanchard, P. K., Alexander, K. D., et al. 2019, *The Astrophysical Journal*, 883, L1, doi: [10.3847/2041-8213/ab3d9e](https://doi.org/10.3847/2041-8213/ab3d9e)
- Ghirlanda, G., Salafia, O. S., Paragi, Z., et al. 2019, *Science*, 363, 968, doi: [10.1126/science.aau8815](https://doi.org/10.1126/science.aau8815)
- Gill, R., & Granot, J. 2018, *Monthly Notices of the Royal Astronomical Society*, 478, 4128, doi: [10.1093/mnras/sty1214](https://doi.org/10.1093/mnras/sty1214)
- Gill, R., Granot, J., Colle, F. D., & Urrutia, G. 2019, *The Astrophysical Journal*, 883, 15, doi: [10.3847/1538-4357/ab3577](https://doi.org/10.3847/1538-4357/ab3577)
- Goldstein, A., Veres, P., Burns, E., et al. 2017, *The Astrophysical Journal Letters*, 848, L14, doi: [10.3847/2041-8213/aa8f41](https://doi.org/10.3847/2041-8213/aa8f41)
- Gottlieb, O., Nakar, E., & Piran, T. 2019, *Monthly Notices of the Royal Astronomical Society*, 488, 2405, doi: [10.1093/mnras/stz1906](https://doi.org/10.1093/mnras/stz1906)
- Gottlieb, O., Nakar, E., Piran, T., & Hotokezaka, K. 2018, *Monthly Notices of the Royal Astronomical Society*, 479, 588, doi: [10.1093/mnras/sty1462](https://doi.org/10.1093/mnras/sty1462)
- Govreen-Segal, T., & Nakar, E. 2023, *Monthly Notices of the Royal Astronomical Society*, 524, 403, doi: [10.1093/mnras/stad1628](https://doi.org/10.1093/mnras/stad1628)
- Granot, J., Guetta, D., & Gill, R. 2017, *The Astrophysical Journal*, 850, L24, doi: [10.3847/2041-8213/aa991d](https://doi.org/10.3847/2041-8213/aa991d)
- Hajela, A., Margutti, R., Alexander, K. D., et al. 2019, *The Astrophysical Journal*, 886, L17, doi: [10.3847/2041-8213/ab5226](https://doi.org/10.3847/2041-8213/ab5226)
- Hallinan, G., Corsi, A., Mooley, K. P., et al. 2017, *Science*, 358, 1579, doi: [10.1126/science.aap9855](https://doi.org/10.1126/science.aap9855)
- Hotokezaka, K., Kiuchi, K., Shibata, M., Nakar, E., & Piran, T. 2018, *The Astrophysical Journal*, 867, 95, doi: [10.3847/1538-4357/aadf92](https://doi.org/10.3847/1538-4357/aadf92)
- Hotokezaka, K., Nakar, E., Gottlieb, O., et al. 2019, *Nature Astronomy*, 3, 940, doi: [10.1038/s41550-019-0820-1](https://doi.org/10.1038/s41550-019-0820-1)
- Ioka, K., & Nakamura, T. 2018, *Progress of Theoretical and Experimental Physics*, 2018, 043E02, doi: [10.1093/ptep/pty036](https://doi.org/10.1093/ptep/pty036)
- Kasliwal, M. M., Nakar, E., Singer, L. P., et al. 2017, *Science*, 358, 1559, doi: [10.1126/science.aap9455](https://doi.org/10.1126/science.aap9455)
- Klein, Y. Y. 2023, *Construction of a Multidimensional Parallel Adaptive Mesh Refinement Special Relativistic Hydrodynamics Code for Astrophysical Applications*, doi: [10.48550/arXiv.2310.02331](https://doi.org/10.48550/arXiv.2310.02331)
- Lamb, G. P., Lyman, J. D., Levan, A. J., et al. 2019, *The Astrophysical Journal*, 870, L15, doi: [10.3847/2041-8213/aaf96b](https://doi.org/10.3847/2041-8213/aaf96b)
- Lundman, C., & Beloborodov, A. M. 2021, *The Astrophysical Journal*, 907, L13, doi: [10.3847/2041-8213/abd53c](https://doi.org/10.3847/2041-8213/abd53c)
- Lyman, J. D., Lamb, G. P., Levan, A. J., et al. 2018, *Nature Astronomy*, 2, 751, doi: [10.1038/s41550-018-0511-3](https://doi.org/10.1038/s41550-018-0511-3)
- Makhathini, S., Mooley, K. P., Brightman, M., et al. 2021, *The Astrophysical Journal*, 922, 154, doi: [10.3847/1538-4357/ac1ffc](https://doi.org/10.3847/1538-4357/ac1ffc)
- Margutti, R., Alexander, K. D., Xie, X., et al. 2018, *The Astrophysical Journal*, 856, L18, doi: [10.3847/2041-8213/aab2ad](https://doi.org/10.3847/2041-8213/aab2ad)
- Matsumoto, T., Nakar, E., & Piran, T. 2019a, *Monthly Notices of the Royal Astronomical Society*, 486, 1563, doi: [10.1093/mnras/stz923](https://doi.org/10.1093/mnras/stz923)
- . 2019b, *Monthly Notices of the Royal Astronomical Society*, 483, 1247, doi: [10.1093/mnras/sty3200](https://doi.org/10.1093/mnras/sty3200)
- McDowell, A., & MacFadyen, A. 2023, *The Astrophysical Journal*, 945, 135, doi: [10.3847/1538-4357/acbd8e](https://doi.org/10.3847/1538-4357/acbd8e)
- Meliani, Z., Keppens, R., Casse, F., & Giannios, D. 2007, *Monthly Notices of the Royal Astronomical Society*, 376, 1189, doi: [10.1111/j.1365-2966.2007.11500.x](https://doi.org/10.1111/j.1365-2966.2007.11500.x)
- Mooley, K. P., Anderson, J., & Lu, W. 2022, *Nature*, 610, 273, doi: [10.1038/s41586-022-05145-7](https://doi.org/10.1038/s41586-022-05145-7)
- Mooley, K. P., Deller, A. T., Gottlieb, O., et al. 2018a, *Nature*, 561, 355, doi: [10.1038/s41586-018-0486-3](https://doi.org/10.1038/s41586-018-0486-3)
- Mooley, K. P., Nakar, E., Hotokezaka, K., et al. 2018b, *Nature*, 554, 207, doi: [10.1038/nature25452](https://doi.org/10.1038/nature25452)
- Morsony, B. J., De Los Santos, R., Hernandez, R., et al. 2024, *Monthly Notices of the Royal Astronomical Society*, 533, 510, doi: [10.1093/mnras/stae1638](https://doi.org/10.1093/mnras/stae1638)
- Murguia-Berthier, A., Ramirez-Ruiz, E., Kilpatrick, C. D., et al. 2017, *The Astrophysical Journal*, 848, L34, doi: [10.3847/2041-8213/aa91b3](https://doi.org/10.3847/2041-8213/aa91b3)
- Nakar, E., Gottlieb, O., Piran, T., Kasliwal, M. M., & Hallinan, G. 2018, *The Astrophysical Journal*, 867, 18, doi: [10.3847/1538-4357/aae205](https://doi.org/10.3847/1538-4357/aae205)
- Nakar, E., & Piran, T. 2018, *Monthly Notices of the Royal Astronomical Society*, 478, 407, doi: [10.1093/mnras/sty952](https://doi.org/10.1093/mnras/sty952)
- Nedora, V., Crosato Menegazzi, L., Peretti, E., Dietrich, T., & Shibata, M. 2024, *Multi-physics framework for fast modeling of gamma-ray burst afterglows*, doi: [10.48550/arXiv.2409.16852](https://doi.org/10.48550/arXiv.2409.16852)
- Palmese, A., Kaur, R., Hajela, A., et al. 2024, *Physical Review D*, 109, 063508, doi: [10.1103/PhysRevD.109.063508](https://doi.org/10.1103/PhysRevD.109.063508)
- Pellouin, C., & Daigne, F. 2024, *The Very High Energy Afterglow of Structured Jets: GW 170817 and Prospects for Future Detections*, <https://ui.adsabs.harvard.edu/abs/2024arXiv240608254P>
- Ryan, G., van Eerten, H., Piro, L., & Troja, E. 2020, *The Astrophysical Journal*, 896, 166, doi: [10.3847/1538-4357/ab93cf](https://doi.org/10.3847/1538-4357/ab93cf)
- Ryan, G., van Eerten, H., Troja, E., et al. 2023, *Modelling of Long-Term Afterglow Counterparts to Gravitational Wave Events: The Full View of GRB 170817A*, arXiv, doi: [10.48550/arXiv.2310.02328](https://doi.org/10.48550/arXiv.2310.02328)
- Sadeh, G. 2024a, *Monthly Notices of the Royal Astronomical Society*, 535, 3252, doi: [10.1093/mnras/stae2561](https://doi.org/10.1093/mnras/stae2561)

- . 2024b, *The Astrophysical Journal*, 977, 181,
doi: [10.3847/1538-4357/ad9684](https://doi.org/10.3847/1538-4357/ad9684)
- Sadeh, G., Guttman, O., & Waxman, E. 2023, *Monthly Notices of the Royal Astronomical Society*, 518, 2102,
doi: [10.1093/mnras/stac3260](https://doi.org/10.1093/mnras/stac3260)
- Sadeh, G., Linder, N., & Waxman, E. 2024, *Monthly Notices of the Royal Astronomical Society*, 531, 3279,
doi: [10.1093/mnras/stae1286](https://doi.org/10.1093/mnras/stae1286)
- Savchenko, V., Ferrigno, C., Kuulkers, E., et al. 2017, *The Astrophysical Journal Letters*, 848, L15,
doi: [10.3847/2041-8213/aa8f94](https://doi.org/10.3847/2041-8213/aa8f94)
- Synge, J. L., & Morse, P. M. 1958, *Physics Today*, 11, 56,
doi: [10.1063/1.3062345](https://doi.org/10.1063/1.3062345)
- Takahashi, K., & Ioka, K. 2020, *Monthly Notices of the Royal Astronomical Society*, 497, 1217, doi: [10.1093/mnras/staa1984](https://doi.org/10.1093/mnras/staa1984)
- Troja, E., Piro, L., van Eerten, H., et al. 2017, *Nature*, 551, 71,
doi: [10.1038/nature24290](https://doi.org/10.1038/nature24290)
- Troja, E., Piro, L., Ryan, G., et al. 2018, *Monthly Notices of the Royal Astronomical Society*, 478, L18,
doi: [10.1093/mnras/sly061](https://doi.org/10.1093/mnras/sly061)
- Troja, E., van Eerten, H., Ryan, G., et al. 2019, *Monthly Notices of the Royal Astronomical Society*, 489, 1919,
doi: [10.1093/mnras/stz2248](https://doi.org/10.1093/mnras/stz2248)
- Troja, E., van Eerten, H., Zhang, B., et al. 2020, *Monthly Notices of the Royal Astronomical Society*, 498, 5643,
doi: [10.1093/mnras/staa2626](https://doi.org/10.1093/mnras/staa2626)
- Troja, E., O'Connor, B., Ryan, G., et al. 2022, *Monthly Notices of the Royal Astronomical Society*, 510, 1902,
doi: [10.1093/mnras/stab3533](https://doi.org/10.1093/mnras/stab3533)
- Wang, H., Dastidar, R. G., Giannios, D., & Duffell, P. C. 2024, *The Astrophysical Journal Supplement Series*, 273, 17,
doi: [10.3847/1538-4365/ad4d9d](https://doi.org/10.3847/1538-4365/ad4d9d)
- Wu, Y., & MacFadyen, A. 2019, *The Astrophysical Journal*, 880, L23, doi: [10.3847/2041-8213/ab2fd4](https://doi.org/10.3847/2041-8213/ab2fd4)
- Zhang, W., & MacFadyen, A. I. 2006, *The Astrophysical Journal Supplement Series*, 164, 255, doi: [10.1086/500792](https://doi.org/10.1086/500792)