

Anchors Aweigh! Sail for Optimal Unified Multi-Modal Representations

Minoh Jeong^{*1} Min Namgung^{*2} Zae Myung Kim^{*2} Dongyeop Kang² Yao-Yi Chiang² Alfred Hero¹

Abstract

A unified representation space in multi-modal learning is essential for effectively integrating diverse data sources, such as text, images, and audio, to enhance efficiency and performance across various downstream tasks. Recent binding methods, such as ImageBind (Girdhar et al., 2023), typically rely on a single, fixed anchor modality for aligning multi-modal data. We mathematically analyze these **fixed anchor binding methods** and uncover significant limitations: (1) over-reliance on the choice of the anchor modality, (2) inadequate capture of intra-modal information, and (3) failure to account for cross-modal correlation among non-anchored modalities. To address these issues, we propose the need for **adaptive anchor binding methods**, exemplified by our framework CENTROBIND. The proposed method uses adaptively adjustable centroid-based anchors generated from all available modalities, leading to a balanced and rich representation space. We theoretically demonstrate that our approach captures three critical properties of multi-modal learning—intra-modal learning, inter-modal learning, and multi-modal alignment—while constructing a unified representation that spans all modalities. Experiments on both synthetic and real-world datasets show that adaptive anchor methods such as CENTROBIND consistently outperform fixed anchor binding methods, verifying our analysis.

1. Introduction

Multi-modal alignment is defined as identifying and exploiting relationships and correspondences between multiple modalities (e.g., text, image, audio) viewing common phenomena to establish meaningful connections between their representations (Baltrušaitis et al., 2018). A common

approach is learning a shared embedding space (Tu et al., 2022; Girdhar et al., 2023; Liang et al., 2024b; Zhu et al., 2024), which aims to project data from multiple modalities into a common embedding space by clustering similar items together for direct comparison and linkage. This approach leverages well-trained single-modal embeddings, aligning them with auxiliary objective functions like contrastive loss (Oord et al., 2018) or triplet loss (Schroff et al., 2015) to minimize distances between similar items and maximize distances between dissimilar ones across modalities.

Instead of training separate models for each modality, ImageBind (Girdhar et al., 2023) pairs **images** with other modalities and projects them into a common image embedding space. Similarly, Zhu et al. (2024) shows that pairing **texts** with other modalities (LanguageBind) improves cross-modal retrieval performance when language serves as the anchor modality. This approach has inspired various “-Bind” methods tailored to align different modalities for specific domains, such as molecular modeling (Xiao et al., 2024), medical imaging (Gao et al., 2024), brain signals (Yang et al., 2024b), and music selection for videos (Teng et al., 2024). These models commonly use image or text as the **anchor embedding** due to the abundance of data, with other modalities projected into this anchor representation.

We define the aforementioned approaches as **Fixed Anchor Bind** (FABIND) methods, where the embedding space of the primary anchor modality remains fixed during the alignment process. Many “-Bind” approaches maximize mutual information $I(\mathbf{Z}_1; \mathbf{Z}_i)$ between the representation \mathbf{Z}_1 of the anchor modality and the representations $\mathbf{Z}_i, i \in \{2, \dots, M\}$ of other modalities. Although these approaches are practically useful and widely adopted in learning unified multi-modal representation, they have limitations, as demonstrated through theory and experiment in this paper.

Issues with fixed anchor binding. First, selecting which modality to serve as an anchor is crucial but challenging, as it depends on both embedding quality and task suitability. Common choices like images or text can be suboptimal, especially when no single modality has the dominant information about the source. Second, fixing an anchor can result in loss of semantic information that is well represented only in other modalities. For instance, while *text* may describe ‘a dog barks loudly,’ *sound* could reveal mood, and

^{*}Equal contribution ¹Department of Electrical and Computer Engineering, University of Michigan, USA ²Department of Computer Science, University of Minnesota, USA. Correspondence to: Minoh Jeong <minohj@umich.edu>.

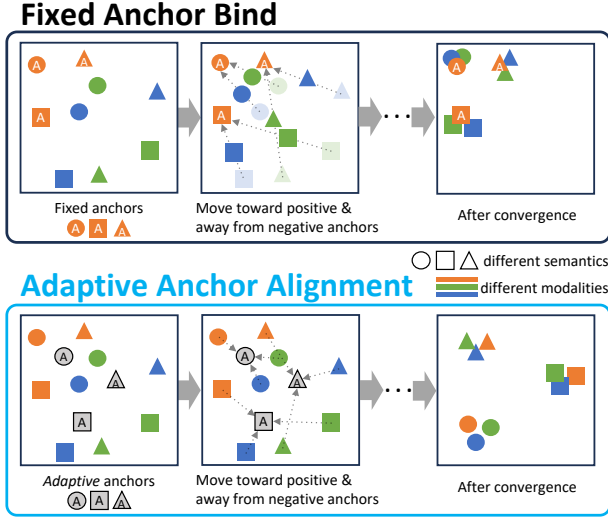


Figure 1: Fixed anchor binding methods (FABIND) rely on a fixed anchor modality, while adaptive anchors (CENTROBIND) dynamically generate anchoring points from multi-modal batch samples. Colors and shapes represent modalities and semantic information, respectively, with \mathcal{Z} as the unified representation space.

an *image* could add facial expression, a holistic combination that a fixed alignment might miss. Third, optimizing only for *anchor-to-other-modality* overlooks information complementarity between *non-anchored modalities*. These challenges serve as the primary motivation for introducing adaptive anchor alignment as an alternative to FABIND. We formally analyze deficiencies of FABIND in Section 2.

Adaptive anchor alignment. We propose an alternative to fixed anchor alignment by replacing fixed anchors with “*adaptive*” anchors computed from paired multi-modal samples. Our proposed method, CENTROBIND, an example of adaptive anchor bind methods, described in Section 3, removes the need for selecting a fixed anchor modality, instead calculates the centroid over the aggregate of all modality’s representations and generates a multi-modal anchor representation, as shown in Figure 1. We note that various aggregation methods can be used for these embeddings, such as computing a weighted average when the relative importance or quality of the backbone models is known, or even learning the weight coefficients dynamically during training. Some of these options are explored, with experimental results provided in Appendix C.1.

Encoders are then trained to minimize the ensemble of InfoNCE loss (Oord et al., 2018) between the representation of this adaptive anchor and the fixed modality representations. The main intuition is that *a desirable anchor should be representative of all modalities*, capturing the most com-

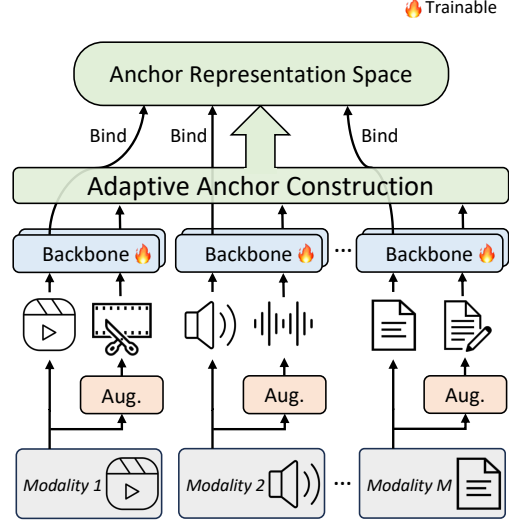


Figure 2: Graphical illustration of adaptive anchor alignment: Adaptive anchors are dynamically generated from current embeddings using an aggregation method (CENTROBIND) for every batch.

prehensive information, with well-trained encoders producing representations that naturally cluster around this shared centroid, reflecting their underlying semantic alignment.

Our theoretical analysis demonstrates that CENTROBIND effectively addresses three critical components of multi-modal learning: 1) capturing intra-modal mutual information, 2) learning inter-modal mutual information, and 3) performing multi-modal alignment by maximizing embedding similarity measures. By incorporating these elements, CENTROBIND outperforms other multi-modal alignment methods, as shown empirically on both synthetic and real-world datasets in retrieval and classification tasks. The proposed approach yields a unified representation space and, in the perspective of (Huh et al., 2024), who contends that multi-modal representations better align as they move toward a platonic representation that captures the semantic information of all modalities simultaneously.

2. Problem Formulation

In this section, we describe general representation learning and binding problems in multi-modal learning. Then, we analyze fixed-anchor-bind (FABIND) methods such as ImageBind (Girdhar et al., 2023), that bind multi-modal representations to a user-selected fixed modality.

2.1. Representation learning framework

Notation. Boldface upper case letters (e.g., \mathbf{X}) denote random vectors, and a realization is denoted by the boldface

lower case letters (e.g., \mathbf{x}); For $n \in \mathbb{N}$, $[n] := \{1, 2, \dots, n\}$; $P_{\mathbf{X}}$ and $P_{\mathbf{X}, \mathbf{Y}}$ denote the marginal and the joint distributions of \mathbf{X} and (\mathbf{X}, \mathbf{Y}) , respectively.

Given M datasets $\mathcal{D} = \{\mathcal{D}_i\}_{i=1}^M$, let $\mathcal{D}_i = \{(\mathbf{x}_{i,j}, \mathbf{y}_{i,j})\}_{j=1}^{N_i}$ be the dataset from the i -th modality, where $\mathbf{x}_{i,j} \in \mathcal{X}_i$ and $\mathbf{y}_{i,j} \in \mathcal{Y}_i$ are respectively the j -th input instance (e.g., feature vector) and the corresponding label in i -th modality, and we assume that $(\mathbf{x}_{i,j}, \mathbf{y}_{i,j}) \stackrel{\text{i.i.d.}}{\sim} P_{\mathbf{X}_i, \mathbf{Y}_i}$.¹ We assume that j indexes paired samples among modalities. For instance, $\mathbf{x}_{1,c}$ and $\mathbf{x}_{2,c}$ are features having similar semantic information (e.g., dog image and dog sound) in \mathcal{D}_1 and \mathcal{D}_2 . The goal of representation learning is to build M encoders $f_i : \mathcal{X}_i \rightarrow \mathcal{Z}_i$ for each modality, which maps the input instances $\mathbf{x}_{i,j}$ to its embedding $\mathbf{z}_{i,j} = f_i(\mathbf{x}_{i,j})$, preserving as much information about $\mathbf{x}_{i,j}$ as possible.

For the uni-modal case ($M = 1$), keeping maximum information about $\mathbf{x}_{1,j}$ at its embedding $\mathbf{z}_{1,j}$ is generally preferred based on the ‘‘InfoMax’’ principle (Linsker, 1988), under which the objective is to maximize mutual information $I(\mathbf{X}_i; f(\mathbf{X}_i))$ between \mathbf{X}_i and $f(\mathbf{X}_i)$. Throughout the paper, we call $I(\mathbf{X}_i; f(\mathbf{X}_i))$ *intra information* on \mathbf{X}_i . For the multi-modal case ($M \geq 2$), on top of the InfoMax principle, ‘‘minimal sufficiency’’ is proposed in (Tian et al., 2020b), which suggests maximizing *shared information* $I(f_i(\mathbf{X}_i); f_l(\mathbf{X}_l))$ between $f_i(\mathbf{X}_i)$ and $f_l(\mathbf{X}_l)$, while minimizing the *unique information* $I(\mathbf{X}_i; f_i(\mathbf{X}_i) | \{\mathbf{X}_l\}_{l \neq i})$. Although minimal sufficiency often leads to an efficient encoder with better performance in numerous multi-modal downstream tasks, it is not always a good strategy as there exist exceptions where the unique information on an individual modality is crucial (Liang et al., 2024b; Wang et al., 2022a). In other words, the optimality of minimal sufficiency is task-dependent. To avoid task dependency, we do not consider minimal sufficiency; instead, we maximize intra and shared information without reducing unique information. Next, we formalize the notion of sufficient embedding.

Definition 2.1 (\mathcal{Z}_i -Sufficient embedding of \mathbf{X}_i for \mathbf{X}_l). For an embedding space \mathcal{Z}_i , the embedding $f_i(\mathbf{X}_i)$ is \mathcal{Z}_i -sufficient for \mathbf{X}_l if and only if the embedding $f_i(\mathbf{X}_i)$ achieves the maximum mutual information between $f_i(\mathbf{X}_i)$ and \mathbf{X}_l . Specifically,

$$f_i \in \arg \max_{f: \mathcal{X}_i \rightarrow \mathcal{Z}_i} I(f(\mathbf{X}_i); \mathbf{X}_l). \quad (1)$$

We call f_i sufficient encoder of \mathbf{X}_i for \mathbf{X}_l .

We note that if $i = l$, the sufficient encoder provides embeddings with maximum intra information, and if $i \neq l$, it gives

¹In self-supervised learning, labels might not exist, which corresponds to the case that $\mathbf{y}_{i,j}$ are empty.

embeddings with maximum shared information between i -th and l -th modalities.²

In the context of contrastive representation learning having the goal of attaining sufficient encoders in Definition 2.1, InfoNCE loss $I_{\text{NCE}}(\mathbf{X}; \mathbf{Y})$ is often employed since it relates to mutual information. Specifically, InfoNCE provides a lower bound on mutual information, i.e., $I(\mathbf{X}; \mathbf{Y}) \geq -I_{\text{NCE}}(\mathbf{X}; \mathbf{Y})$ (Oord et al., 2018), and thus minimizing InfoNCE leads to an increase in mutual information. InfoNCE loss between embeddings \mathbf{U} and \mathbf{V} can be written as follows:

$$I_{\text{NCE}}(\mathbf{U}; \mathbf{V} | \tau) = \mathbb{E}_P \left[-\log \frac{e^{\frac{\mathbf{U}^\top \mathbf{V}}{\tau}}}{e^{\frac{\mathbf{U}^\top \mathbf{V}}{\tau}} + \sum_{i=1}^N e^{\frac{\mathbf{U}^\top \mathbf{V}_i}{\tau}}} \right], \quad (2)$$

where the expectation is taken with respect to the distribution $P = P_{\mathbf{U}, \mathbf{V}} \prod_{i=1}^N P_{\mathbf{V}_i}$. Here, we say (\mathbf{U}, \mathbf{V}) is a positive pair if $(\mathbf{U}, \mathbf{V}) \sim P_{\mathbf{U}, \mathbf{V}}$ and (\mathbf{U}, \mathbf{V}) is a negative pair if $(\mathbf{U}, \mathbf{V}_i) \sim P_{\mathbf{U}} P_{\mathbf{V}_i}$. In (2), $N \geq 1$ and $\tau > 0$ are hyper-parameters, specifying the number of negative samples and the temperature parameter. For simplicity, in this paper, we assume that embeddings are normalized (Wang & Isola, 2020) to unit vectors and are of the same dimensionality. Then, the exponent $\mathbf{U}^\top \mathbf{V} / \tau$ in (2) is proportional the cosine similarity score between \mathbf{U} and \mathbf{V} .

2.2. Binding representation spaces

In addition to the objective of capturing intra and shared information, multi-modal learning often takes into account multi-modal alignment (Radford et al., 2021; Duan et al., 2022). Without multi-modal alignment, each modality can only access its own embedding structure depending on its encoder. For example, embeddings of cat and dog images, respectively, locate around $(1, 0)$ and $(0, 2)$ in \mathbb{R}^2 , whereas embeddings of cat and dog text can lie around $(0, 2)$ and $(1, 0)$. Such a misalignment can happen even for sufficient encoders (Definition 2.1), since the mutual information is invariant to one-to-one mappings (Polyanskiy & Wu, 2024).

To align multi-modal embedding spaces, a unified representation space (Radford et al., 2021; Zhou et al., 2023) or multi-modal alignment (Wang et al., 2023; Liang et al., 2024c) have been proposed for multi-modal representation learning, in which embeddings of multi-modal features having similar semantic should near each other in embedding space. Several FABIND methods have been proposed (see Appendix A for a summary of FABIND methods) that include ImageBind (Girdhar et al., 2023). ImageBind sets

²With a proper choice of \mathcal{Z}_i ensuring $\max_{f: \mathcal{X}_i \rightarrow \mathcal{Z}_i} I(f(\mathbf{X}_i); \mathbf{X}_l) = I(\mathbf{X}_i; \mathbf{X}_l)$, Definition 2.1 says that $f_i(\mathbf{x}_{i,j})$ is a sufficient statistic (Polyanskiy & Wu, 2024) of $\mathbf{x}_{i,j}$ for $\mathbf{x}_{l,j}$ as the encoding entails no information loss.

the image modality as the fixed anchor modality, and then InfoNCE loss is minimized between the embeddings of the anchor modality and the other modalities. FABIND (e.g., ImageBind) aims to find encoders f_i^{FB} for all modalities, except the anchor modality, such that for all $i \in \{2, \dots, M\}$,

$$f_i^{\text{FB}} \in \arg \min_{f_i: \mathcal{X}_i \rightarrow \mathcal{Z}_i} I_{\text{NCE}}(f_1(\mathbf{X}_1); f_i(\mathbf{X}_i)), \quad (3)$$

where f_1 is the encoder for the anchor modality (an image encoder in ImageBind). Note that FABIND freezes f_1 , initialized by an existing pretrained model, during the optimization.

2.3. Analysis of FABIND

In this section, we characterize the theoretical limitations of FABIND. To this end, we rewrite (3) as

$$f_i^{\text{FB}} \in \arg \max_{f_i: \mathcal{X}_i \rightarrow \mathcal{Z}_i} I(f_1(\mathbf{X}_1); f_i(\mathbf{X}_i)), \quad \forall i \in \{2, \dots, M\}, \quad (4)$$

reflecting the fact that minimizing InfoNCE loss is equivalent to maximizing mutual information.³ Let FABIND encoders from (4) for each modality be defined as $\mathcal{F}^{\text{FB}} = \{f_1, f_2^{\text{FB}}, \dots, f_M^{\text{FB}}\}$. The anchor encoder f_1 is fixed during the entire FABIND procedure. Moreover, we assume that $I(f_1(\mathbf{X}_1); f_i^{\text{FB}}(\mathbf{X}_i)) = I(f_1(\mathbf{X}_1); \mathbf{X}_i)$ is the maximum value that can be achieved by (4) due to data processing inequality (Polyanskiy & Wu, 2024). We next demonstrate that the quality of anchor embedding $f_1(\mathbf{X}_1)$ significantly impacts the performance of \mathcal{F}^{FB} in terms of shared information. The following propositions show the dependency of FABIND on anchor embedding quality.

Proposition 2.2 (FABIND with sufficient anchor). *Let $f_1^{\text{suf}}(\mathbf{X}_1)$ be a sufficient embedding of the anchor \mathbf{X}_1 , and let $\mathbf{X}_i, i \in [M]$, be a discrete random variable. Assume that $f_i^{\text{FB}}, i \in \{2, \dots, M\}$ are obtained by (4) with a sufficient anchor encoder $f_1 = f_1^{\text{suf}}$, i.e., $I(f_1^{\text{suf}}(\mathbf{X}_1); f_i^{\text{FB}}(\mathbf{X}_i)) = I(f_1^{\text{suf}}(\mathbf{X}_1); \mathbf{X}_i)$. Then, for all $i \in \{2, \dots, M\}$,*

$$I(f_1^{\text{suf}}(\mathbf{X}_1); f_i^{\text{FB}}(\mathbf{X}_i)) = I(\mathbf{X}_1; \mathbf{X}_i). \quad (5)$$

Proof. The proof is in Appendix B.1. \square

Proposition 2.3 (FABIND with insufficient anchor). *Let $f_1^{\text{ins}}(\mathbf{X}_1)$ be an insufficient embedding of the anchor \mathbf{X}_1 for \mathbf{X}_1 , in the sense that there exists some $\epsilon > 0$ such that $I(f_1^{\text{ins}}(\mathbf{X}_1); \mathbf{X}_1) < \epsilon \leq \max_f I(f(\mathbf{X}_1); \mathbf{X}_1)$. Assume that $f_i^{\text{FB}}, i \in \{2, \dots, M\}$ are obtained by (4) with $f_1 = f_1^{\text{ins}}$, i.e., $I(f_1^{\text{ins}}(\mathbf{X}_1); f_i^{\text{FB}}(\mathbf{X}_i)) = I(f_1^{\text{ins}}(\mathbf{X}_1); \mathbf{X}_i)$. Then,*

$$I(f_1^{\text{ins}}(\mathbf{X}_1); f_i^{\text{FB}}(\mathbf{X}_i)) < \epsilon, \quad \forall i \in \{2, \dots, M\}. \quad (6)$$

³In contrast to (3), f_i^{FB} in (4) might not be aligned with other modalities due to the one-to-one mapping invariant property of mutual information. However, we do not analyze the multi-modal alignment of FABIND from (4), but rather investigate the performance of encoders in terms of the sufficiency in Definition 2.1.

Proof. The proof is in Appendix B.2. \square

Proposition 2.2 shows that the FABIND encoders \mathcal{F}^{FB} learned with a sufficient anchor embedding can achieve the maximum shared information between the anchor and the other modalities. However, it does not guarantee shared information between *non-anchored* modalities $I(f_i(\mathbf{X}_i); f_l(\mathbf{X}_l))$, $i, l \neq 1$, which can also be seen from (4). Proposition 2.3 establishes that an insufficient anchor may lead to a reduction of shared information between the anchor and the other modalities, implying that the performance of FABIND may overly depend on the quality of the arbitrarily selected anchor. Next, we enumerate three limitations in FABIND:

P1. Over-reliance on a single anchor modality. Achieving maximum shared information requires sufficient anchor representation (Proposition 2.2 and 2.3), which depends on having both an informative modality and a sufficient encoder. Without these conditions, FABIND may not effectively capture shared information.

P2. Failure to capture intra information. Even with sufficient anchor representation, FABIND may not provide encoders with maximum intra information. This is because its objective function (4) does not take into account the mutual information between a sample from a modality and its augmentation, i.e., $I(f_i(\mathbf{X}_i); \mathbf{X}_i)$.

P3. Absence of shared information among non-anchored modalities. The objective function of FABIND (4) focuses solely on learning shared information between anchor and non-anchored modalities, while disregarding shared information *among non-anchored modalities*. This implies that FABIND may not capture shared information among them. This limitation could render FABIND less effective when crucial shared information exists among non-anchored modalities.

We identify three key limitations (**P1**, **P2**, and **P3**) of FABIND, supported by empirical evidence presented in Section 4.1. In addition to these constraints, the representations generated by FABIND may not approximate an ideal standard, such as the ‘‘Platonic representation’’ described by Huh et al. (2024). Achieving an optimal multi-modal representation necessitates the comprehensive integration of all modalities to fully capture their information. However, FABIND falls short of this objective. To address these shortcomings, we next introduce an alternative multi-modal representation that fully leverages sample-level information across all modalities.

Algorithm 1 CENTROBIND

```

Initialize encoders  $f_1^{(0)}, f_2^{(0)}, \dots, f_M^{(0)}$ .
for  $t = 0, 1, \dots, t_{\max}$  do
    Sample  $B$  from multi-modal datasets  $\{\mathcal{D}_i\}_i$ .
    Generate anchor embeddings  $\{\mathbf{a}_j\}_{j \in \mathcal{I}_B}$  using (7)
    for  $i = 1, \dots, M$  do
        Minimize  $\mathcal{L}_{\text{CB}}(f_i^{(t+1)}|\tau)$  in (8)
    end for
end for
    
```

3. Alignment using adaptive anchor

To address the limitations of fixed modality anchoring, we propose the concept of **adaptive anchor alignment**. We aim for a unified representation that (1) remains unbiased toward any single modality and (2) achieves high similarity alignment across *all* modalities. In this paper, we introduce a centroid-based anchor representation that naturally fulfills these two requirements by acting as a geometric center. Specifically, we train the encoders by minimizing the InfoNCE loss between each modality and the centroid (similar to FABIND). Although other adaptive anchor methods—such as median or weighted average—are viable alternatives (see Appendix C.1), we focus on the centroid for its simplicity and strong theoretical grounding in aligning multi-modal representations. Next, we formally define CENTROBIND and show how it maximizes both intra-modal and cross-modal information within a unified embedding space.

3.1. CENTROBIND

Consider M modalities with corresponding encoders $\{f_i\}_{i=1}^M$. The CENTROBIND algorithm is presented in Algorithm 1, and a graphical illustration is given in Figure 2. In the following, we describe each step of the algorithm.

Initial encoders. We initialize M encoders $f_i : \mathcal{X}_i \rightarrow \mathcal{Z}$, $\forall i \in [M]$ for the M modalities. These encoders can either be pretrained models (i.e., backbones) or parameterized models with random weights. The primary constraint for these initial encoders is that their output space must be the modality-independent embedding space \mathcal{Z} . When using pretrained encoders that produce embeddings in different output spaces, these are projected onto the embedding space \mathcal{Z} , ensuring consistency of output space across modalities.

Anchor embedding. Recall that $\mathbf{x}_{i,j} \in \mathcal{D}_i$ denotes the j -th feature in the i -th modality, where j indexes positive pairs of features (e.g., different views of the same object). In each training iteration of CENTROBIND, we need to compute an anchor embedding \mathbf{a}_j for the j -th multi-modal positive features $\{\mathbf{x}_{i,j}\}_{i=1}^M$. This anchor \mathbf{a}_j serves as a desirable aligned embedding for these features. The anchor \mathbf{a}_j is

calculated as follows:

$$\mathbf{a}_j = \text{mean}(\{f_i(\mathbf{x}'_{i,j})\}_i), \quad (7)$$

where $\text{mean}(\cdot)$ denotes the mean operator that computes the average of its input, and $\mathbf{x}'_{i,j}$ represents an augmented version of $\mathbf{x}_{i,j}$. If $\{\mathbf{x}_{i,j}\}_{i=1}^M$ are available in multi-modal datasets, the anchor is given by $\mathbf{a}_j = \frac{1}{M} \sum_{i=1}^M f_i(\mathbf{x}'_{i,j})$. If only $m < M$ positive pairs are present among M modalities, the anchor is given by $\mathbf{a}_j = \frac{1}{m} \sum_{i \in \mathcal{I}_j} f_i(\mathbf{x}'_{i,j})$, where \mathcal{I}_j is the set of indices of modalities having the m available features.

Binding encoders to the anchor. Once anchor embeddings $\{\mathbf{a}_j\}_j$ are derived from a batch $B = \{\mathbf{x}_{i,j}\}_{i,j}$, CENTROBIND aligns each modality-specific encoder embedding with the anchor embedding by minimizing InfoNCE loss. Specifically, let $\mathbf{A} = \text{mean}(\{f_i(\mathbf{X}_i)\}_i)$ represent the anchor embedding variable. Then, CENTROBIND aims to minimize InfoNCE loss $I_{\text{NCE}}(\mathbf{A}; f_i(\mathbf{X}_i))$ across all modalities $i \in [M]$. A detailed expression for this loss is provided in (8).

CENTROBIND optimizes the following symmetrized loss function:

$$\mathcal{L}_{\text{CB}}(f_i|\tau) = I_{\text{NCE}}(\mathbf{A}; f_i(\mathbf{X}_i)|\tau) + I_{\text{NCE}}(f_i(\mathbf{X}_i); \mathbf{A}|\tau), \quad (8)$$

where $\mathcal{L}_{\text{CB}}(f_i|\tau)$ denotes the loss function for the i -th modality. In particular, with a batch data $B = \{\mathbf{x}_{i,j} : i \in [M], j \in \mathcal{I}_B\}$, the loss can be computed as

$$I_{\text{NCE}}(\mathbf{A}; f_i(\mathbf{X}_i)|\tau) = \frac{-1}{|\mathcal{I}_B|} \sum_{k=1}^{|\mathcal{I}_B|} \log \frac{\exp(\frac{\mathbf{a}_k^\top f_i(\mathbf{x}_{i,k})}{\tau})}{\sum_{j \in \mathcal{I}_B} \exp(\frac{\mathbf{a}_k^\top f_i(\mathbf{x}_{i,j})}{\tau})} \quad (9a)$$

$$I_{\text{NCE}}(f_i(\mathbf{X}_i); \mathbf{A}|\tau) = \frac{-1}{|\mathcal{I}_B|} \sum_{k=1}^{|\mathcal{I}_B|} \log \frac{\exp(\frac{\mathbf{a}_k^\top f_i(\mathbf{x}_{i,k})}{\tau})}{\sum_{j \in \mathcal{I}_B} \exp(\frac{f_i^\top(\mathbf{x}_{i,k}) \mathbf{a}_j}{\tau})}. \quad (9b)$$

3.2. Theoretical analysis of CENTROBIND

We start by providing a lower bound on the objective function of CENTROBIND $\mathcal{L}_{\text{CB}}(f_i|\tau)$ (8) in Theorem 3.1, followed by an analysis of the minimizer of $\mathcal{L}_{\text{CB}}(f_i|\tau)$.

Theorem 3.1. Consider $B = \{\mathbf{x}_{i,j} : i \in [M], j \in \mathcal{I}_B\}$ with a set of indices \mathcal{I}_B , where $\mathbf{x}_{i,j}$ is the j -th sample of i -th modality. Then, for any encoders $\{f_i\}_i$ and for any $\tau > 0$, (9a) is bounded as

$$\begin{aligned} & |\mathcal{I}_B| I_{\text{NCE}}(\mathbf{A}; f_i(\mathbf{X}_i) | \tau) \\ & \geq \sum_{l=1}^M I_{\text{NCE}} \left(f_l(\mathbf{X}_l); f_i(\mathbf{X}_i) \mid \frac{\tau M}{|\mathcal{I}_B|} \right) - \sum_{k=1}^{|\mathcal{I}_B|} \log C_{\mathcal{F},k,i}, \end{aligned} \quad (10)$$

where

$$C_{\mathcal{F},k,i} = \frac{(c_{\mathcal{F},k,i}^{\min} + c_{\mathcal{F},k,i}^{\max})^2}{4c_{\mathcal{F},k,i}^{\min}c_{\mathcal{F},k,i}^{\max}} \quad (11)$$

$$\text{with } g(l, j|k, i) := \exp\left(\frac{|\mathcal{I}_B| f_l^\top(\mathbf{x}'_{l,k}) f_i(\mathbf{x}_{i,j})}{\tau M}\right),$$

$$\begin{aligned} c_{\mathcal{F},k,i}^{\min} &= \min_{l \in [M], j \in \mathcal{I}_B} g(l, j|k, i), \text{ and} \\ c_{\mathcal{F},k,i}^{\max} &= \max_{l \in [M], j \in \mathcal{I}_B} g(l, j|k, i). \end{aligned} \quad (12)$$

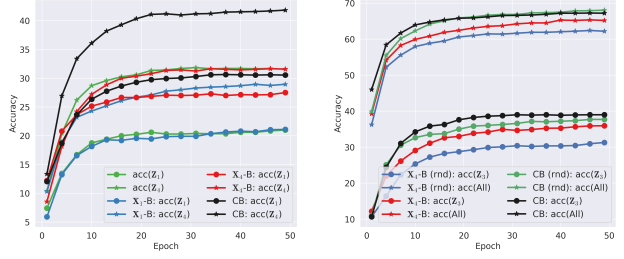
Proof. The proof is in Appendix B.3. \square

Theorem 3.1 provides a lower bound of $I_{\text{NCE}}(\mathbf{A}; f_i(\mathbf{X}_i) | \tau)$ in (9a), which is a part of the CENTROBIND objective function $\mathcal{L}_{\text{CB}}(f_i | \tau)$. Thus CENTROBIND minimizes a lower bound (10) that consists of two terms, $\sum_{l=1}^M I_{\text{NCE}}(f_l(\mathbf{X}'_l); f_i(\mathbf{X}_i) | \frac{\tau M}{|\mathcal{I}_B|})$ and $-\sum_{k=1}^{|\mathcal{I}_B|} \log C_{\mathcal{F},k,i}$. We next provide intuition on why a minimization of the lower bound is justified.

The effect of minimizing $\sum_{l=1}^M I_{\text{NCE}}(f_l(\mathbf{X}'_l); f_i(\mathbf{X}_i) | \cdot)$. The objective of minimizing $\sum_{l=1}^M I_{\text{NCE}}(f_l(\mathbf{X}'_l); f_i(\mathbf{X}_i) | \frac{\tau M}{|\mathcal{I}_B|})$ is to reduce several InfoNCE losses. Here, each term in the sum represents InfoNCE loss between embeddings $f_l(\mathbf{X}'_l)$ from modality l and $f_i(\mathbf{X}_i)$ from modality i , with $\frac{\tau M}{|\mathcal{I}_B|}$ being a temperature parameter for scaling the loss. This summation can be divided into two components: 1) Intra Information: When $l = i$, the term measures the similarity between embeddings within the same modality. Minimizing this loss enhances the representation of modality i , improving intra information; 2) Shared Information: When $l \neq i$, the term measures the similarity between embeddings from different modalities. Minimizing these losses helps in learning shared information between modalities, contributing to a more representative multi-modal embedding.

By optimizing this summation, CENTROBIND effectively captures both intra and shared information. As shown below, this generally results in a more balanced representation for the modalities. In contrast, as noted in Section 2.3, FABIND does not adequately capture intra information and shared information between non-anchored modalities. This limitation highlights the advantage of CENTROBIND in achieving a more integrated multi-modal representation than fixed anchor binding methods.

The effect of minimizing $-\sum_{k=1}^{|\mathcal{I}_B|} \log C_{\mathcal{F},k,i}$. We show the effect of growing $C_{\mathcal{F},k,i}$ in terms of cosine similarity score between embeddings. Since $C_{\mathcal{F},k,i} = \frac{1}{4} \left(\sqrt{\gamma} + \sqrt{\frac{1}{\gamma}} \right)^2$ with $\gamma = \frac{c_{\mathcal{F},k,i}^{\max}}{c_{\mathcal{F},k,i}^{\min}} \geq 1$, maximizing $C_{\mathcal{F},k,i}$



(a) Comparison of the bind methods. (b) Random vs. pretrained backbone.

Figure 3: Accuracy as a measure of the representation space quality. Abbreviation: \mathbf{X}_i -B or CB: applying FABIND with anchor \mathbf{X}_i or applying CentroBind; acc(\mathbf{Z}_i) or acc(All): accuracy of \mathbf{Z}_i or of concatenated embeddings ($\mathbf{Z}_1, \dots, \mathbf{Z}_M$); (rnd): if random backbones are used.

is equivalent to simultaneously maximizing $c_{\mathcal{F},k,i}^{\max}$ and minimizing $c_{\mathcal{F},k,i}^{\min}$. For ease of analysis, we assume that the encoders are reasonably well-trained. Then, since a positive pair of embeddings normally yields higher similarity score, $c_{\mathcal{F},k,i}^{\max}$ is attained by choosing $l = i$ and $j = k$ in (12) as such choices make $\mathbf{x}'_{l,k}$ be positive pair with $\mathbf{x}_{i,j}$. Thus, $c_{\mathcal{F},k,i}^{\max}$ is roughly proportional to the similarity score of a positive pair of embeddings. Conversely, $c_{\mathcal{F},k,i}^{\min}$ corresponds to the similarity scores of negative pairs, which tend to be low. Hence, minimizing $-\sum_{k=1}^{|\mathcal{I}_B|} \log C_{\mathcal{F},k,i}$ enhances the similarity scores for positive pairs and reduces those for negative pairs, improving the overall multi-modal alignment.

These comments suggest that CENTROBIND addresses the limitations P1, P2, and P3 of FABIND identified in Section 2.3.

4. Experiment

4.1. Experiments with synthetic datasets

Synthetic datasets. We utilize a Gaussian mixture model (GMM) (Bishop & Nasrabadi, 2006) to generate synthetic multi-modal datasets. Let \mathbf{X}_i denote the i -th modality dataset, with modal qualities arranged in ascending order based on their inherent correlation with the latent variable. Specifically, among M modalities, \mathbf{X}_1 represents the least correlated modality, while \mathbf{X}_M represents the most correlated. The class label, \mathbf{Y} , is assigned according to the GMM component identifier. A detailed description of the dataset generation process is provided in Appendix C.1.

Experiment results. Figure 3 shows the classification accuracies with a synthetic dataset of $M = 4$ modalities. To obtain the results in Figure 3a, we initialize pretrained backbones for each modality, apply FABIND (\mathbf{X}_i -B) with anchor \mathbf{X}_i or CENTROBIND (CB), and evaluate accuracy

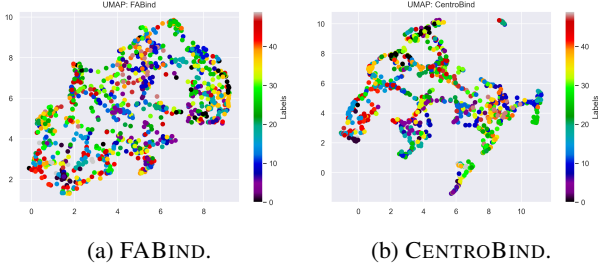


Figure 4: Representation visualization via UMAP.

($\text{acc}(\mathbf{Z}_i)$) with embeddings from i -th modality. We provide $\text{acc}(\mathbf{Z}_i)$, without any binding, for a reference. Figure 3a verifies our analysis of FABIND (Section 2.3) and CentroBind (Section 3.2): (1) the comparison between \mathbf{X}_1 -B and \mathbf{X}_4 -B shows the importance of choosing an anchor modality; (2) the comparison between $\text{acc}(\mathbf{Z}_4)$ and \mathbf{X}_1 -B: $\text{acc}(\mathbf{Z}_4)$ shows a performance deterioration by FABIND, demonstrating the impact on performance of FABIND failure to capture intra information; (3) the proposed CB consistently outperforms FABIND, indicating that CB successfully captures elements that FABIND overlooks, including intra information and shared information among non-anchored modalities.

Figure 3b includes accuracies of FABIND and CB with random backbones. Similarly, CB outperforms all baselines. Somewhat surprisingly, CB with random backbones (green curves) also performs better than FABIND with pretrained backbones (red curves). This further supports our analysis that CENTROBIND is robust to backbone quality as it optimizes intra and shared information, whereas FABIND is sensitive to the backbone quality. Overall, these empirical results validate our analysis of FABIND and CENTROBIND. For clarity, we summarize the final accuracies in Table 3. We provide experimental results with $M = 6, 8$ in Appendix C.1. With the larger number of modalities, CB still outperforms the baselines.

Embedding visualization. In addition, we visualize the embeddings learned by FABIND and CENTROBIND using UMAP (McInnes et al., 2018) in Figure 4 (for details and visualizations using t-SNE (Van der Maaten & Hinton, 2008), see Appendix C.1). Figure 4 shows that CENTROBIND embeddings are better clustered, whereas FABIND embeddings appear more scattered, implying that CENTROBIND yields better embeddings compared to FABIND.

Stability. We empirically examine the stability and convergence speed of both CENTROBIND and FABIND. In Figure 7, we plot the training loss curves, which show similar behavior, suggesting that the adaptive anchor does not introduce issues related to convergence or stability. Detailed discussions can be found in Appendix C.1.

4.2. Experiments with real-world dataset

In this section, we provide experiment results with a real-world dataset. We compare CENTROBIND, FABIND anchored at text modality, UniBind (Lyu et al., 2024), AudioCLIP (Guzhov et al., 2022), and ViT-Lens (Lei et al., 2024) (see implementation detail in Appendix C.2). We utilize the MUsTARD (Castro et al., 2019) and DreamBooth dataset (Ruiz et al., 2023).⁴ The MUsTARD dataset consists of 690 video, audio and text for sarcasm detection with labels such as sarcasm indicators and speaker names. For the backbones in FABIND and CENTROBIND, we use the pretrained VideoMAE (Tong et al., 2022) for video data, the pretrained WaveLM (Chen et al., 2022) for audio data, and the pretrained BERT (Devlin et al., 2019) for text data. A detailed description of the training setting is provided in Appendix C.2.

Downstream tasks. We perform evaluations in zero-shot binary and multi-class classification tasks, One-to-One cross-modal retrieval, and Two-to-One cross-modal retrieval. For classification tasks, we use a Multi-Layer Perceptron (MLP) to perform sarcasm detection as a binary classification and speaker classification with 23 multi-class categories. In particular, MLP is trained on embeddings in a single modality (denoted by \mathbf{Tr} in Table 2) and accuracy is evaluated on another modality (denoted by \mathbf{Ev} in Table 2). In retrieval tasks, we measure the accuracy of correct retrieval. For the One-to-One case, we retrieve data sample in different modality by choosing the closest embedding from a single input embedding, while for the Two-to-One case we choose the closest embedding from the centroid of two input embeddings in two modalities. We denote input and target modalities with \rightarrow in Table 1.

Results on cross-modal retrieval. Table 1 shows the performance for One-to-One and Two-to-One retrieval tasks. CENTROBIND consistently excels in One-to-One retrieval for text and audio modalities, while FABIND performs better for video retrieval. This might be due to the power of text to describe, which may be suitable for FABIND anchored at text modality. A notable observation is that the centroid of video and audio embeddings achieves the best text retrieval performance. This implies complementary information exists and is captured by CENTROBIND.

Results on sarcasm & speaker classification. Table 2 presents results for sarcasm detection and speaker classification tasks, where Sar-1 indicates Top-1 accuracy for sarcasm, and Spk- k , $k = 1, 3, 5$ represent Top- k accuracies for speaker classification. It is important to highlight that CENTROBIND and FABIND are trained on a single

⁴For experiments on the DreamBooth dataset, please refer to Appendix C.3.

Table 1: Zero-shot One-to-One and Two-to-One retrieval accuracy. (\mathcal{V} : video, \mathcal{A} : audio, \mathcal{T} : text)

One-to-One					Two-to-One				
Method	Retrieval	Top-1	Top-5	Top-10	Method	Retrieval	Top-1	Top-5	Top-10
FABIND	$\mathcal{V} \rightarrow \mathcal{T}$	0.446	0.719	0.822	FABIND	$\mathcal{V}, \mathcal{A} \rightarrow \mathcal{T}$	0.309	0.665	0.781
CENTROBIND		0.483	0.764	0.850	CENTROBIND		0.745	0.957	0.978
FABIND	$\mathcal{A} \rightarrow \mathcal{T}$	0.077	0.238	0.367	CENTROBIND	$\mathcal{T}, \mathcal{A} \rightarrow \mathcal{V}$	0.180	0.401	0.513
CENTROBIND		0.233	0.517	0.678			0.388	0.646	0.768
FABIND	$\mathcal{T} \rightarrow \mathcal{V}$	0.812	0.946	0.978	FABIND	$\mathcal{T}, \mathcal{V} \rightarrow \mathcal{A}$	0.099	0.257	0.364
CENTROBIND		0.591	0.839	0.909	CENTROBIND		0.232	0.490	0.625
FABIND	$\mathcal{A} \rightarrow \mathcal{V}$	0.058	0.154	0.226	CENTROBIND	$\mathcal{T}, \mathcal{V} \rightarrow \mathcal{A}$	0.099	0.257	0.364
CENTROBIND		0.052	0.184	0.284			0.232	0.490	0.625
FABIND	$\mathcal{T} \rightarrow \mathcal{A}$	0.201	0.438	0.584	FABIND	$\mathcal{T}, \mathcal{V} \rightarrow \mathcal{A}$	0.099	0.257	0.364
CENTROBIND		0.290	0.572	0.706	CENTROBIND		0.232	0.490	0.625
FABIND	$\mathcal{V} \rightarrow \mathcal{A}$	0.051	0.155	0.223	CENTROBIND	$\mathcal{T}, \mathcal{V} \rightarrow \mathcal{A}$	0.099	0.257	0.364
CENTROBIND		0.054	0.175	0.258			0.232	0.490	0.625

 Table 2: Accuracy results for Sarcasms and Speakers. (\mathcal{V} : video, \mathcal{A} : audio, \mathcal{T} : text). Asterisks* denote accuracy evaluated in different settings.

Method	Tr, (Ev)	Sar-1	Spk-1	Spk-3	Spk-5
FABIND	$\mathcal{V}, (\mathcal{T})$	0.706	0.378	0.614	0.730
UniBind		0.544	0.170	0.328	0.478
AudioCLIP*		0.501	0.096	0.258	0.388
ViT-Lens*		0.506	0.097	0.343	0.449
CENTROBIND		0.716	0.474	0.736	0.836
FABIND	$\mathcal{A}, (\mathcal{T})$	0.648	0.186	0.455	0.577
UniBind		0.628	0.220	0.399	0.501
AudioCLIP*		0.486	0.094	0.214	0.322
ViT-Lens*		0.484	0.077	0.214	0.313
CENTROBIND		0.691	0.290	0.546	0.714
FABIND	$\mathcal{T}, (\mathcal{V})$	0.572	0.243	0.445	0.630
UniBind		0.484	0.129	0.262	0.404
AudioCLIP*		0.506	0.158	0.345	0.461
ViT-Lens*		0.502	0.168	0.323	0.423
CENTROBIND		0.694	0.368	0.670	0.791
FABIND	$\mathcal{A}, (\mathcal{V})$	0.623	0.228	0.484	0.628
UniBind		0.567	0.199	0.367	0.514
AudioCLIP*		0.503	0.209	0.384	0.496
ViT-Lens*		0.500	0.149	0.332	0.451
CENTROBIND		0.683	0.243	0.475	0.632
FABIND	$\mathcal{V}, (\mathcal{A})$	0.604	0.255	0.472	0.636
UniBind		0.506	0.126	0.280	0.429
AudioCLIP*		0.501	0.080	0.199	0.326
ViT-Lens*		0.533	0.219	0.438	0.575
CENTROBIND		0.626	0.326	0.548	0.703
FABIND	$\mathcal{T}, (\mathcal{A})$	0.534	0.241	0.509	0.635
UniBind		0.514	0.091	0.248	0.365
AudioCLIP*		0.477	0.088	0.309	0.439
ViT-Lens*		0.475	0.070	0.214	0.329
CENTROBIND		0.655	0.346	0.610	0.741

modality (**Tr**) and evaluated on a different modality (**Ev**) in a zero-shot setting, which can effectively measure the ability of multi-modal alignment. In this experiment, CENTROBIND consistently outperforms FABIND and UniBind across all pairs of train and evaluation modalities, which can be distributed to CENTROBIND generally learning a better unified embedding space than FABIND. UniBind performs poorly in the zero-shot cross-modal experiment, which we believe is due to its insufficient multi-modal alignment. Since UniBind utilizes LLM-augmented descriptions for each modality and binds other encoders to these descriptions, multi-modal alignment may fail if the descriptions are dispersed across the embedding space. As analyzed in Section 2.3 and Section 3.2, these results highlight the CENTROBIND’s ability to preserve intra and shared information among modalities, which are useful in unknown downstream tasks. Moreover, the zero-shot setting verifies the multi-modal alignment of CENTROBIND.

5. Conclusions

In this paper, we analyze the limitations of fixed-anchor-binding (FABIND) methods, including their over-reliance on a single anchor modality and their inability to capture both intra-modal and shared information among non-anchored modalities. To address these shortcomings, we propose adaptive anchor binding methods such as CENTROBIND, which align multi-modal embeddings to centroid-based anchors, removing the need for a fixed anchor modality. Our approach generalizes and extends methods like ImageBind. We also provide a theoretical analysis showing that CENTROBIND effectively captures both intra-modal and shared inter-modal information. Experiments on synthetic and real-world datasets demonstrate that CENTROBIND significantly outperforms FABIND, offering a robust unified representation space and validating our theoretical insights.

Impact Statement

This paper presents work whose goal is to advance the field of Machine Learning. There are many potential societal consequences of our work, none which we feel must be specifically highlighted here.

References

- Antol, S., Agrawal, A., Lu, J., Mitchell, M., Batra, D., Zitnick, C. L., and Parikh, D. Vqa: Visual question answering. In *Proceedings of the IEEE International Conference on Computer Vision (ICCV)*, December 2015.
- Aytar, Y., Vondrick, C., and Torralba, A. See, hear, and read: Deep aligned representations. *arXiv preprint arXiv:1706.00932*, 2017.
- Balemans, N., Anwar, A., Steckel, J., and Mercelis, S. Lidar-bind: Multi-modal sensor fusion through shared latent embeddings. *IEEE Robotics and Automation Letters*, 2024.
- Baltrušaitis, T., Ahuja, C., and Morency, L.-P. Multimodal machine learning: A survey and taxonomy. *IEEE transactions on pattern analysis and machine intelligence*, 41(2):423–443, 2018.
- Bishop, C. M. and Nasrabadi, N. M. *Pattern recognition and machine learning*, volume 4. Springer, 2006.
- Castro, S., Hazarika, D., Pérez-Rosas, V., Zimmermann, R., Mihalcea, R., and Poria, S. Towards multimodal sarcasm detection (an _obviously_ perfect paper). In *Proceedings of the 57th Annual Meeting of the Association for Computational Linguistics*, pp. 4619–4629, 2019.
- Chen, S., Wang, C., Chen, Z., Wu, Y., Liu, S., Chen, Z., Li, J., Kanda, N., Yoshioka, T., Xiao, X., et al. Wavlm: Large-scale self-supervised pre-training for full stack speech processing. *IEEE Journal of Selected Topics in Signal Processing*, 16(6):1505–1518, 2022.
- Cheng, Z., Leng, S., Zhang, H., Xin, Y., Li, X., Chen, G., Zhu, Y., Zhang, W., Luo, Z., Zhao, D., and Bing, L. Videollama 2: Advancing spatial-temporal modeling and audio understanding in video-llms. *arXiv preprint arXiv:2406.07476*, 2024. URL <https://arxiv.org/abs/2406.07476>.
- Devlin, J., Chang, M.-W., Lee, K., and Toutanova, K. BERT: Pre-training of deep bidirectional transformers for language understanding. In Burstein, J., Doran, C., and Solorio, T. (eds.), *Proceedings of the 2019 Conference of the North American Chapter of the Association for Computational Linguistics: Human Language Technologies, Volume 1 (Long and Short Papers)*, pp. 4171–4186, Minneapolis, Minnesota, June 2019. Association for Computational Linguistics. doi: 10.18653/v1/N19-1423. URL <https://aclanthology.org/N19-1423>.
- Dhakal, A., Khanal, S., Sastry, S., Ahmad, A., and Jacobs, N. Geobind: Binding text, image, and audio through satellite images. *arXiv preprint arXiv:2404.11720*, 2024.
- Dong, H., Nejjar, I., Sun, H., Chatzi, E., and Fink, O. Simmdg: A simple and effective framework for multi-modal domain generalization. *Advances in Neural Information Processing Systems*, 36:78674–78695, 2023.
- Dosovitskiy, A., Beyer, L., Kolesnikov, A., Weissenborn, D., Zhai, X., Unterthiner, T., Dehghani, M., Minderer, M., Heigold, G., Gelly, S., Uszkoreit, J., and Houslsby, N. An image is worth 16x16 words: Transformers for image recognition at scale. *ICLR*, 2021.
- Du, C., Teng, J., Li, T., Liu, Y., Yuan, T., Wang, Y., Yuan, Y., and Zhao, H. On uni-modal feature learning in supervised multi-modal learning. In *International Conference on Machine Learning*, pp. 8632–8656. PMLR, 2023.
- Duan, J., Chen, L., Tran, S., Yang, J., Xu, Y., Zeng, B., and Chilimbi, T. Multi-modal alignment using representation codebook. In *Proceedings of the IEEE/CVF Conference on Computer Vision and Pattern Recognition*, pp. 15651–15660, 2022.
- Dumas, B., Pirau, J., and Lalanne, D. Modelling fusion of modalities in multimodal interactive systems with mmmm. In *Proceedings of the 19th ACM International Conference on Multimodal Interaction*, pp. 288–296, 2017.
- Feichtenhofer, C., Fan, H., Malik, J., and He, K. Slowfast networks for video recognition. In *Proceedings of the IEEE/CVF International Conference on Computer Vision (ICCV)*, October 2019.
- Gao, Y., Kim, S., Austin, D. E., and McIntosh, C. Medbind: Unifying language and multimodal medical data embeddings, 2024. URL <https://arxiv.org/abs/2403.12894>.
- Girdhar, R., El-Nouby, A., Liu, Z., Singh, M., Alwala, K. V., Joulin, A., and Misra, I. Imagebind: One embedding space to bind them all. In *Proceedings of the IEEE/CVF Conference on Computer Vision and Pattern Recognition*, pp. 15180–15190, 2023.
- Guo, D., Xu, C., and Tao, D. Bilinear graph networks for visual question answering. *IEEE Transactions on neural networks and learning systems*, 34(2):1023–1034, 2021.

- Guo, Z., Zhang, R., Zhu, X., Tang, Y., Ma, X., Han, J., Chen, K., Gao, P., Li, X., Li, H., et al. Point-bind & point-llm: Aligning point cloud with multi-modality for 3d understanding, generation, and instruction following. *arXiv preprint arXiv:2309.00615*, 2023.
- Guzhov, A., Raue, F., Hees, J., and Dengel, A. Audioclip: Extending clip to image, text and audio. In *ICASSP 2022-2022 IEEE International Conference on Acoustics, Speech and Signal Processing (ICASSP)*, pp. 976–980. IEEE, 2022.
- Harwath, D., Recasens, A., Surís, D., Chuang, G., Torralba, A., and Glass, J. Jointly discovering visual objects and spoken words from raw sensory input. In *Proceedings of the European conference on computer vision (ECCV)*, pp. 649–665, 2018.
- Hu, E. J., yelong shen, Wallis, P., Allen-Zhu, Z., Li, Y., Wang, S., Wang, L., and Chen, W. LoRA: Low-rank adaptation of large language models. In *International Conference on Learning Representations*, 2022. URL <https://openreview.net/forum?id=nZeVKeeFYf9>.
- Huang, J., Li, Y., Feng, J., Wu, X., Sun, X., and Ji, R. Clover: Towards a unified video-language alignment and fusion model. In *Proceedings of the IEEE/CVF Conference on Computer Vision and Pattern Recognition*, pp. 14856–14866, 2023.
- Huh, M., Cheung, B., Wang, T., and Isola, P. Position: The platonic representation hypothesis. In Salakhutdinov, R., Kolter, Z., Heller, K., Weller, A., Oliver, N., Scarlett, J., and Berkenkamp, F. (eds.), *Proceedings of the 41st International Conference on Machine Learning*, volume 235 of *Proceedings of Machine Learning Research*, pp. 20617–20642. PMLR, 21–27 Jul 2024. URL <https://proceedings.mlr.press/v235/huh24a.html>.
- Khan, S., Naseer, M., Hayat, M., Zamir, S. W., Khan, F. S., and Shah, M. Transformers in vision: A survey. *ACM computing surveys (CSUR)*, 54(10s):1–41, 2022.
- Lei, W., Ge, Y., Yi, K., Zhang, J., Gao, D., Sun, D., Ge, Y., Shan, Y., and Shou, M. Z. Vit-lens: Towards omni-modal representations. In *Proceedings of the IEEE/CVF Conference on Computer Vision and Pattern Recognition (CVPR)*, pp. 26647–26657, June 2024.
- Liang, P. P., Cheng, Y., Fan, X., Ling, C. K., Nie, S., Chen, R., Deng, Z., Allen, N., Auerbach, R., Mahmood, F., et al. Quantifying & modeling multimodal interactions: An information decomposition framework. *Advances in Neural Information Processing Systems*, 36, 2024a.
- Liang, P. P., Deng, Z., Ma, M. Q., Zou, J. Y., Morency, L.-P., and Salakhutdinov, R. Factorized contrastive learning: Going beyond multi-view redundancy. *Advances in Neural Information Processing Systems*, 36, 2024b.
- Liang, P. P., Goindani, A., Chafekar, T., Mathur, L., Yu, H., Salakhutdinov, R., and Morency, L.-P. Hemm: Holistic evaluation of multimodal foundation models. *arXiv preprint arXiv:2407.03418*, 2024c.
- Liang, P. P., Zadeh, A., and Morency, L.-P. Foundations & trends in multimodal machine learning: Principles, challenges, and open questions. *ACM Computing Surveys*, 56(10):1–42, 2024d.
- Linsker, R. Self-organization in a perceptual network. *Computer*, 21(3):105–117, 1988. doi: 10.1109/2.36.
- Lopuhaä, H. P. and Rousseeuw, P. J. Breakdown points of affine equivariant estimators of multivariate location and covariance matrices. *The Annals of Statistics*, pp. 229–248, 1991.
- Loshchilov, I. and Hutter, F. Decoupled weight decay regularization. In *International Conference on Learning Representations*, 2019. URL <https://openreview.net/forum?id=Bkg6RiCqY7>.
- Lyu, Y., Zheng, X., Zhou, J., and Wang, L. Unibind: Llm-augmented unified and balanced representation space to bind them all. In *Proceedings of the IEEE/CVF Conference on Computer Vision and Pattern Recognition (CVPR)*, pp. 26752–26762, June 2024.
- Madaan, D., Makino, T., Chopra, S., and Cho, K. A framework for multi-modal learning: Jointly modeling inter-& intra-modality dependencies. *arXiv preprint arXiv:2405.17613*, 2024.
- McInnes, L., Healy, J., and Melville, J. UMAP: Uniform Manifold Approximation and Projection for Dimension Reduction. *ArXiv e-prints*, February 2018.
- Nagrani, A., Yang, S., Arnab, A., Jansen, A., Schmid, C., and Sun, C. Attention bottlenecks for multimodal fusion. *Advances in neural information processing systems*, 34: 14200–14213, 2021.
- Oord, A. v. d., Li, Y., and Vinyals, O. Representation learning with contrastive predictive coding. *arXiv preprint arXiv:1807.03748*, 2018.
- Peng, X., Wei, Y., Deng, A., Wang, D., and Hu, D. Balanced multimodal learning via on-the-fly gradient modulation. In *Proceedings of the IEEE/CVF conference on computer vision and pattern recognition*, pp. 8238–8247, 2022.
- Polyanskiy, Y. and Wu, Y. *Information Theory: From Coding to Learning*. Cambridge University Press, 2024.

- Radford, A., Kim, J. W., Hallacy, C., Ramesh, A., Goh, G., Agarwal, S., Sastry, G., Askell, A., Mishkin, P., Clark, J., et al. Learning transferable visual models from natural language supervision. In *International conference on machine learning*, pp. 8748–8763. PMLR, 2021.
- Ruiz, N., Li, Y., Jampani, V., Pritch, Y., Rubinstein, M., and Aberman, K. Dreambooth: Fine tuning text-to-image diffusion models for subject-driven generation. In *Proceedings of the IEEE/CVF Conference on Computer Vision and Pattern Recognition*, 2023.
- Schroff, F., Kalenichenko, D., and Philbin, J. Facenet: A unified embedding for face recognition and clustering. In *Proceedings of the IEEE conference on computer vision and pattern recognition*, pp. 815–823, 2015.
- Seichter, D., Köhler, M., Lewandowski, B., Wengefeld, T., and Gross, H.-M. Efficient rgb-d semantic segmentation for indoor scene analysis. In *2021 IEEE international conference on robotics and automation (ICRA)*, pp. 13525–13531. IEEE, 2021.
- Seo, Y. Generalized Pólya–Szegő type inequalities for some non-commutative geometric means. *Linear Algebra and its Applications*, 438(4):1711–1726, 2013.
- Shen, S., Li, C., Hu, X., Xie, Y., Yang, J., Zhang, P., Gan, Z., Wang, L., Yuan, L., Liu, C., et al. K-lite: Learning transferable visual models with external knowledge. *Advances in Neural Information Processing Systems*, 35: 15558–15573, 2022.
- Tan, H. and Bansal, M. Lxmert: Learning cross-modality encoder representations from transformers. In *Proceedings of the 2019 Conference on Empirical Methods in Natural Language Processing*, 2019.
- Team, Q. Qwen2.5: A party of foundation models, September 2024. URL <https://qwenlm.github.io/blog/qwen2.5/>.
- Teng, J., Duan, H., Zhu, Y., Wu, S., and Zhai, G. Mvbind: Self-supervised music recommendation for videos via embedding space binding, 2024. URL <https://arxiv.org/abs/2405.09286>.
- Tian, Y., Krishnan, D., and Isola, P. Contrastive multiview coding. In *Computer Vision–ECCV 2020: 16th European Conference, Glasgow, UK, August 23–28, 2020, Proceedings, Part XI 16*, pp. 776–794. Springer, 2020a.
- Tian, Y., Sun, C., Poole, B., Krishnan, D., Schmid, C., and Isola, P. What makes for good views for contrastive learning? *Advances in neural information processing systems*, 33:6827–6839, 2020b.
- Tong, Z., Song, Y., Wang, J., and Wang, L. Videomae: Masked autoencoders are data-efficient learners for self-supervised video pre-training. *Advances in neural information processing systems*, 35:10078–10093, 2022.
- Tsai, Y.-H. H., Bai, S., Liang, P. P., Kolter, J. Z., Morency, L.-P., and Salakhutdinov, R. Multimodal transformer for unaligned multimodal language sequences. In *Proceedings of the 57th Annual Meeting of the Association for Computational Linguistics*, pp. 6558–6569, Florence, Italy, July 2019. Association for Computational Linguistics. doi: 10.18653/v1/P19-1656. URL <https://aclanthology.org/P19-1656>.
- Tu, X., Cao, Z.-J., chenrui, x., Mostafavi, S., and Gao, G. Cross-linked unified embedding for cross-modality representation learning. In Koyejo, S., Mohamed, S., Agarwal, A., Belgrave, D., Cho, K., and Oh, A. (eds.), *Advances in Neural Information Processing Systems*, volume 35, pp. 15942–15955. Curran Associates, Inc., 2022. URL https://proceedings.neurips.cc/paper_files/paper/2022/file/662b1774ba8845fc1fa3d1fc0177ceeb-Paper-Conference.pdf.
- Van der Maaten, L. and Hinton, G. Visualizing data using t-sne. *Journal of machine learning research*, 9(11), 2008.
- Wang, F., Ding, L., Rao, J., Liu, Y., Shen, L., and Ding, C. Can linguistic knowledge improve multimodal alignment in vision-language pretraining? *arXiv preprint arXiv:2308.12898*, 2023.
- Wang, H., Guo, X., Deng, Z.-H., and Lu, Y. Rethinking minimal sufficient representation in contrastive learning. In *Proceedings of the IEEE/CVF Conference on Computer Vision and Pattern Recognition*, pp. 16041–16050, 2022a.
- Wang, T. and Isola, P. Understanding contrastive representation learning through alignment and uniformity on the hypersphere. In *International conference on machine learning*, pp. 9929–9939. PMLR, 2020.
- Wang, T., Jiang, W., Lu, Z., Zheng, F., Cheng, R., Yin, C., and Luo, P. Vlmixer: Unpaired vision-language pre-training via cross-modal cutmix. In *International Conference on Machine Learning*, pp. 22680–22690. PMLR, 2022b.
- Wang, W., Tran, D., and Feiszli, M. What makes training multi-modal classification networks hard? In *Proceedings of the IEEE/CVF conference on computer vision and pattern recognition*, pp. 12695–12705, 2020.
- Wang, Z., Zhang, Z., Cheng, X., Huang, R., Liu, L., Ye, Z., Huang, H., Zhao, Y., Jin, T., Gao, P., and Zhao, Z.

- Freebind: Free lunch in unified multimodal space via knowledge fusion. In *Forty-first International Conference on Machine Learning*, 2024a.
- Wang, Z., Zhang, Z., Zhang, H., Liu, L., Huang, R., Cheng, X., Zhao, H., and Zhao, Z. Omnibind: Large-scale omni multimodal representation via binding spaces. *arXiv preprint arXiv:2407.11895*, 2024b.
- Wilf, A., Ma, M. Q., Liang, P. P., Zadeh, A., and Morency, L.-P. Face-to-face contrastive learning for social intelligence question-answering. In *2023 IEEE 17th International Conference on Automatic Face and Gesture Recognition (FG)*, pp. 1–7. IEEE, 2023.
- Wu, N., Jastrzebski, S., Cho, K., and Geras, K. J. Characterizing and overcoming the greedy nature of learning in multi-modal deep neural networks. In *International Conference on Machine Learning*, pp. 24043–24055. PMLR, 2022.
- Xia, Y., Huang, H., Zhu, J., and Zhao, Z. Achieving cross modal generalization with multimodal unified representation. *Advances in Neural Information Processing Systems*, 36, 2024.
- Xiao, T., Cui, C., Zhu, H., and Honavar, V. G. Molbind: Multimodal alignment of language, molecules, and proteins, 2024. URL <https://arxiv.org/abs/2403.08167>.
- Xing, C., Rostamzadeh, N., Oreshkin, B., and O Pinheiro, P. O. Adaptive cross-modal few-shot learning. *Advances in neural information processing systems*, 32, 2019.
- Xu, R., Xiong, C., Chen, W., and Corso, J. Jointly modeling deep video and compositional text to bridge vision and language in a unified framework. In *Proceedings of the AAAI conference on artificial intelligence*, volume 29, 2015.
- Yang, F., Feng, C., Chen, Z., Park, H., Wang, D., Dou, Y., Zeng, Z., Chen, X., Gangopadhyay, R., Owens, A., and Wong, A. Binding touch to everything: Learning unified multimodal tactile representations. In *Proceedings of the IEEE/CVF Conference on Computer Vision and Pattern Recognition (CVPR)*, pp. 26340–26353, June 2024a.
- Yang, F., Feng, C., Wang, D., Wang, T., Zeng, Z., Xu, Z., Park, H., Ji, P., Zhao, H., Li, Y., and Wong, A. Neurobind: Towards unified multimodal representations for neural signals, 2024b. URL <https://arxiv.org/abs/2407.14020>.
- Yang, J., Wang, Y., Yi, R., Zhu, Y., Rehman, A., Zadeh, A., Poria, S., and Morency, L.-P. Mtag: Modal-temporal attention graph for unaligned human multimodal language sequences. In *Proceedings of the 17th Annual Conference of the North American Chapter of the Association for Computational Linguistics: Human Language Technologies (NAACL)*, 2021, 2021.
- Yang, Z., Li, L., Wang, J., Lin, K., Azarnasab, E., Ahmed, F., Liu, Z., Liu, C., Zeng, M., and Wang, L. Mm-react: Prompting chatgpt for multimodal reasoning and action. *arXiv preprint arXiv:2303.11381*, 2023.
- Zeng, Z., Wang, S., Xu, N., and Mao, W. Pan: Prototype-based adaptive network for robust cross-modal retrieval. In *Proceedings of the 44th international ACM SIGIR conference on research and development in information retrieval*, pp. 1125–1134, 2021.
- Zhang, R., Guo, Z., Zhang, W., Li, K., Miao, X., Cui, B., Qiao, Y., Gao, P., and Li, H. Pointclip: Point cloud understanding by clip. In *Proceedings of the IEEE/CVF conference on computer vision and pattern recognition*, pp. 8552–8562, 2022.
- Zhang, X., Yoon, J., Bansal, M., and Yao, H. Multimodal representation learning by alternating unimodal adaptation. In *Proceedings of the IEEE/CVF Conference on Computer Vision and Pattern Recognition*, pp. 27456–27466, 2024.
- Zhou, J., Zheng, X., Lyu, Y., and Wang, L. E-clip: Towards label-efficient event-based open-world understanding by clip. *arXiv preprint arXiv:2308.03135*, 2023.
- Zhu, B., Lin, B., Ning, M., Yan, Y., Cui, J., HongFa, W., Pang, Y., Jiang, W., Zhang, J., Li, Z., Zhang, C. W., Li, Z., Liu, W., and Yuan, L. Languagebind: Extending video-language pretraining to n-modality by language-based semantic alignment. In *The Twelfth International Conference on Learning Representations*, 2024. URL <https://openreview.net/forum?id=QmZKc7UZCy>.
- Zhu, L. and Rahtu, E. V-slowfast network for efficient visual sound separation. In *Proceedings of the IEEE/CVF Winter Conference on Applications of Computer Vision*, pp. 1464–1474, 2022.

A. Related work

A.1. Multi-modal learning

Multi-modal learning has gained significant attention in recent years due to its potential to enhance machine learning models by leveraging diverse data modalities, such as text, images, audio, and video. By combining these modalities, multi-modal learning seeks to mimic human-like perception, thereby improving performance across a wide range of applications, from healthcare to natural language processing. Common supervised multi-modal learning tasks include audio-visual classification (Peng et al., 2022; Feichtenhofer et al., 2019; Zhu & Rahtu, 2022), visual question answering (Antol et al., 2015; Guo et al., 2021), and vision-language tasks (Xu et al., 2015; Radford et al., 2021), as well as vision-audio-language tasks (Aytar et al., 2017; Harwath et al., 2018).

Typically, these models integrate uni-modal features extracted by modality-specific encoders (Seichter et al., 2021; Nagrani et al., 2021; Wu et al., 2022; Wang et al., 2020; Peng et al., 2022). For instance, Madaan et al. (2024) introduce inter- and intra-modality modeling frameworks that treat the target as a composition of multiple modalities. Similarly, Du et al. (2023) propose a late-fusion approach for supervised multi-modal tasks, demonstrating that insufficient feature extraction from individual modalities negatively affects the model’s generalization ability. Additionally, Zhang et al. (2024) address joint optimization by alternating between uni-modal learning scenarios and integrating modality-specific encoders with a unified head shared across all modalities.

Multi-view learning is closely related to multi-modal learning. Early work by Tian et al. (2020a) study multi-view representation learning through predictive and contrastive approaches across multiple modalities, demonstrating the efficacy of contrastive learning in multi-view settings. Building on these insights, numerous subsequent studies have integrated contrastive learning into multi-view tasks. For example, Xing et al. (2019) propose an approach that adaptively combines image-text representations for few-shot learning; however, this method still relies on labeled data. Some research leverages anchors or a fused modality as the anchor representation. Zeng et al. (2021) introduce a unified prototype representation to address cross-modal retrieval imbalance by employing a reconstruction loss, but its reliance on unified prototypes as anchors restricts the capture of inter-view information across modalities. Meanwhile, Huang et al. (2023) develop a tri-modal alignment pre-training task—extending text-video alignment to include a fused modality using pairwise contrastive learning; however, it does not explicitly handle intra-view learning. Furthermore, Wang et al. (2022b) present a cross-modal data augmentation technique for image-text multi-view learning, randomly replacing visually grounded words with diverse image patches to increase data variety and encourage token-level interaction across modalities. Nevertheless, this approach still overlooks intra-view information, indicating the need for methods that jointly consider both inter- and intra-view representations.

A.2. Multi-modal alignment

Multi-modal learning addresses four key challenges (Liang et al., 2024c; Baltrušaitis et al., 2018; Liang et al., 2024d): managing interactions among redundant, unique, and synergistic features (Dumas et al., 2017; Liang et al., 2024a;b), aligning fine-grained and coarse-grained information (Wang et al., 2023; 2024a), reasoning across diverse features (Yang et al., 2023), and integrating external knowledge (Shen et al., 2022; Lyu et al., 2024). Among these challenges, multi-modal alignment is one of the core challenges that many researchers aim to solve.

A common method in multi-modal alignment is using cross-modal alignment by using attention mechanisms between pairwise modalities, such as vision-language (Tan & Bansal, 2019) and vision-language-audio (Tsai et al., 2019). Another effective approach is leveraging graph neural networks to align multi-modal datasets (Yang et al., 2021; Wilf et al., 2023). For instance, Yang et al. (2021) transform unaligned multi-modal sequence data into nodes, with edges capturing interactions across modalities over time. Wilf et al. (2023) build graph structures for each modality—visual, textual, and acoustic—and create edges to represent their interactions.

To enhance the generalizability of cross-modal representations, Xia et al. (2024) employ a unified codebook approach, facilitating a joint embedding space for visual and audio modalities. Another prominent method achieves cross-modal alignment by leveraging large collections of image-text pairs, making it a widely adopted strategy in multi-modal learning (Radford et al., 2021; Zhang et al., 2022; Guzhov et al., 2022; Zhou et al., 2023).

A.3. Binding methods

Recent studies have focused on aligning multi-modal datasets by leveraging binding properties in various modalities. ImageBind (Girdhar et al., 2023) align multi-modal data by using image representation as the anchor and aligning each modality embedding with the image embedding. Similarly, LanguageBind (Zhu et al., 2024) use language representation as the anchor, aligning other modalities into the language space. PointBind (Guo et al., 2023) learn a joint embedding space across 3d point, language, image, and audio modalities by designating the point space as the central representation. Thanks to the efficacy of such a binding idea with a fixed anchor, several “-Bind” approaches have been studied in numerous domains (Teng et al., 2024; Xiao et al., 2024; Gao et al., 2024; Yang et al., 2024b; Balemans et al., 2024; Dhakal et al., 2024; Yang et al., 2024a) While these methods demonstrate strong performance in zero-shot cross-modality retrieval and classification tasks, they are constrained by their reliance on an existing single anchor modality.

Several approaches have integrated additional knowledge into multi-modal representation spaces to address this limitation. Freebind (Wang et al., 2024a) introduce bi-modality spaces to enhance a pretrained image-paired unified space. It generates pseudo-embedding pairs across diverse modality pairs and aligns them with the pre-trained unified space using contrastive learning. Omnibind (Wang et al., 2024b) leverage multiple pretrained multi-modal models to construct pseudo item-pair retrievals based on top-1 recall across various modality combinations using pairwise cross-modal alignment. Both methods show promising results in cross-modal retrieval by incorporating extra spaces into existing pairwise binding spaces. However, they still rely on fixed (pre-trained) representation spaces.

Unibind (Lyu et al., 2024) highlight the imbalanced representation when using image-centered representation spaces. To address this, Unibind employs large language models (LLMs) to create a unified and balanced representation space. It constructs a knowledge base with multi-modal category descriptions, establishes LLM-augmented class-wise embedding centers, and aligns other modalities to these centers through contrastive learning. This approach attempts to balance representations across modalities but still depends heavily on large-scale pretrained LLMs and centers alignment around a single unified space, namely, text (language).

ViT-Lens (Lei et al., 2024) build upon the Vision Transformer (ViT) (Dosovitskiy et al., 2021) and multi-modal foundational models like CLIP (Radford et al., 2021) to align multiple modalities. It extends ViT by incorporating an additional embedding layer and attention layer for each modality, which are trained via contrastive learning involving embeddings generated by the CLIP and the ViT models. This approach generalizes FABIND by allowing more than one fixed anchor modality; specifically, image and text in this case. CENTROBIND could also adopt a similar strategy, leveraging the powerful ViT model for modality alignment while adaptively computing anchors based on their centroids.

B. Proofs

B.1. Proof of Proposition 2.2

Using the chain rule of the mutual information, we observe that

$$\begin{aligned} I(\mathbf{X}_1, f_1^{\text{su}}(\mathbf{X}_1); \mathbf{X}_i) &= I(\mathbf{X}_1; \mathbf{X}_i) + I(f_1^{\text{su}}(\mathbf{X}_1); \mathbf{X}_i | \mathbf{X}_1) \\ &= I(f_1^{\text{su}}(\mathbf{X}_1); \mathbf{X}_i) + I(\mathbf{X}_1; \mathbf{X}_i | f_1^{\text{su}}(\mathbf{X}_1)), \end{aligned} \quad (13)$$

Since $f_1^{\text{su}}(\mathbf{X}_1)$ is a deterministic function of \mathbf{X}_1 , we have

$$I(f_1^{\text{su}}(\mathbf{X}_1); \mathbf{X}_i | \mathbf{X}_1) = 0. \quad (14)$$

Moreover, f_1^{su} obtained in Definition 2.1 with proper choice of \mathcal{Z} achieves the maximum mutual information, implying together with $I(\mathbf{X}; \mathbf{Y}) \leq \min\{H(\mathbf{X}), H(\mathbf{Y})\}$ that $I(f_1^{\text{su}}(\mathbf{X}_1); \mathbf{X}_1) = H(\mathbf{X}_1)$, where $H(\mathbf{X}_1)$ is the entropy of \mathbf{X}_1 (Polyanskiy & Wu, 2024). In other words, we have $H(\mathbf{X}_1 | f_1^{\text{su}}(\mathbf{X}_1)) = H(\mathbf{X}_1) - I(f_1^{\text{su}}(\mathbf{X}_1); \mathbf{X}_1) = 0$. This gives

$$\begin{aligned} I(\mathbf{X}_1; \mathbf{X}_i | f_1^{\text{su}}(\mathbf{X}_1)) &= H(\mathbf{X}_1 | f_1^{\text{su}}(\mathbf{X}_1)) - H(\mathbf{X}_1 | f_1^{\text{su}}(\mathbf{X}_1), \mathbf{X}_i) \\ &= 0 \end{aligned} \quad (15)$$

Substituting (14) and (15) into (13) yields

$$I(\mathbf{X}_1; \mathbf{X}_i) = I(f_1^{\text{su}}(\mathbf{X}_1); \mathbf{X}_i). \quad (16)$$

We conclude the proof of Proposition 2.2 by noting that the optimality of FABIND (i.e., $I(f_1^{\text{suf}}(\mathbf{X}_1); \mathbf{X}_i) = I(f_1^{\text{suf}}(\mathbf{X}_1); f_i^{\text{FB}}(\mathbf{X}_i))$, $\forall i \in \{2, \dots, M\}$) yields

$$I(\mathbf{X}_1; \mathbf{X}_i) = I(f_1^{\text{suf}}(\mathbf{X}_1); f_i^{\text{FB}}(\mathbf{X}_i)). \quad (17)$$

B.2. Proof of Proposition 2.3

Using the chain rule of mutual information, we have

$$\begin{aligned} I(f_1^{\text{ins}}(\mathbf{X}_1); \mathbf{X}_1, \mathbf{X}_i) &= I(f_1^{\text{ins}}(\mathbf{X}_1); \mathbf{X}_1) + I(f_1^{\text{ins}}(\mathbf{X}_1); \mathbf{X}_i | \mathbf{X}_1) \\ &= I(f_1^{\text{ins}}(\mathbf{X}_1); \mathbf{X}_i) + I(f_1^{\text{ins}}(\mathbf{X}_1); \mathbf{X}_1 | \mathbf{X}_i). \end{aligned} \quad (18)$$

Moreover, since $f_1^{\text{ins}}(\mathbf{X}_1)$ is a deterministic function of \mathbf{X}_1 , we have $I(f_1^{\text{ins}}(\mathbf{X}_1); \mathbf{X}_i | \mathbf{X}_1) = 0$, leading to $I(f_1^{\text{ins}}(\mathbf{X}_1); \mathbf{X}_1) = I(f_1^{\text{ins}}(\mathbf{X}_1); \mathbf{X}_i) + I(f_1^{\text{ins}}(\mathbf{X}_1); \mathbf{X}_1 | \mathbf{X}_i)$. Then, using the assumption $I(f_1^{\text{ins}}(\mathbf{X}_1); \mathbf{X}_1) < \epsilon$, it follows that

$$\begin{aligned} \epsilon &> I(f_1^{\text{ins}}(\mathbf{X}_1); \mathbf{X}_i) + I(f_1^{\text{ins}}(\mathbf{X}_1); \mathbf{X}_1 | \mathbf{X}_i) \\ &\stackrel{(a)}{\geq} I(f_1^{\text{ins}}(\mathbf{X}_1); \mathbf{X}_i) \\ &\stackrel{(b)}{\geq} I(f_1^{\text{ins}}(\mathbf{X}_1); f_i^{\text{FB}}(\mathbf{X}_i)), \end{aligned} \quad (19)$$

where the labeled inequalities follow from: (a) the non-negativity of mutual information; (b) the data processing inequality. This concludes the proof of Proposition 2.3.

B.3. Proof of Theorem 3.1

To prove Theorem 3.1, we leverage the reverse inequality of M -variable Hölder inequality (Seo, 2013, eq. (2.8)). For the sake of completeness, we state the inequality in Lemma B.1.

Lemma B.1 (Reverse inequality of the M -variable Hölder inequality (Seo, 2013)). *Consider M sequences $(x_{i,j})_{j \in [n]}$, $i \in [M]$ of n positive scalars such that for some $0 < c_m \leq c_M < \infty$,*

$$0 < c_m \leq x_{i,j} \leq c_M < \infty, \forall i, j. \quad (20)$$

Then,

$$\prod_{i=1}^M \left(\sum_{j=1}^n x_{i,j} \right)^{\frac{1}{n}} \leq \frac{(c_m + c_M)^2}{4c_m c_M} \sum_{j=1}^n \left(\prod_{i=1}^M x_{i,j} \right)^{\frac{1}{n}}. \quad (21)$$

Now we start by writing the summation of InfoNCE losses for each $f_l^{(t)}(\mathbf{x}'_{l,k})$, $l \in [M]$ to $f_i(\mathbf{X}_i)$ as

$$\sum_{l=1}^M I_{\text{NCE}}(f_l(\mathbf{X}'_l); f_i(\mathbf{X}_i) | \tau) = -\frac{1}{|\mathcal{I}_B|} \sum_{k=1}^{|\mathcal{I}_B|} \sum_{l=1}^M \log \frac{\exp\left(\frac{f_l^\top(\mathbf{x}'_{l,k}) f_i(\mathbf{x}_{i,k})}{\tau}\right)}{\sum_{j \in \mathcal{I}_B} \exp\left(\frac{f_l^\top(\mathbf{x}'_{l,k}) f_i(\mathbf{x}_{i,j})}{\tau}\right)}. \quad (22)$$

Then, the inner summation in (22) is bounded as

$$\begin{aligned}
 & \sum_{l=1}^M \log \frac{\exp\left(\frac{f_l^\top(\mathbf{x}'_{l,k})f_i(\mathbf{x}_{i,k})}{\tau}\right)}{\sum_{j \in \mathcal{I}_B} \exp\left(\frac{f_l^\top(\mathbf{x}'_{l,k})f_i(\mathbf{x}_{i,j})}{\tau}\right)} \\
 &= \frac{1}{\tau} \sum_{l=1}^M f_l^\top(\mathbf{x}'_{l,k})f_i(\mathbf{x}_{i,k}) - \log \prod_{l=1}^M \sum_{j \in \mathcal{I}_B} \exp\left(\frac{f_l^\top(\mathbf{x}'_{l,k})f_i(\mathbf{x}_{i,j})}{\tau}\right) \\
 &\stackrel{(a)}{\geq} \frac{1}{\tau} \sum_{l=1}^M f_l^\top(\mathbf{x}'_{l,k})f_i(\mathbf{x}_{i,k}) - \log \left(C_{\mathcal{F},k,i} \sum_{j \in \mathcal{I}_B} \prod_{l=1}^M \exp\left(\frac{f_l^\top(\mathbf{x}'_{l,k})f_i(\mathbf{x}_{i,j})}{\tau|\mathcal{I}_B|}\right) \right)^{|\mathcal{I}_B|} \\
 &\stackrel{(b)}{=} \frac{M}{\tau} \mathbf{a}_k^\top f_i(\mathbf{x}_{i,k}) - |\mathcal{I}_B| \log \sum_{j \in \mathcal{I}_B} \exp\left(\frac{M \mathbf{a}_k^\top f_i(\mathbf{x}_{i,j})}{\tau|\mathcal{I}_B|}\right) - |\mathcal{I}_B| \log C_{\mathcal{F},k,i} \\
 &= |\mathcal{I}_B| \log \exp\left(\frac{M \mathbf{a}_k^\top f_i(\mathbf{x}_{i,k})}{\tau|\mathcal{I}_B|}\right) - |\mathcal{I}_B| \log \sum_{j \in \mathcal{I}_B} \exp\left(\frac{M \mathbf{a}_k^\top f_i(\mathbf{x}_{i,j})}{\tau|\mathcal{I}_B|}\right) - |\mathcal{I}_B| \log C_{\mathcal{F},k,i} \\
 &= |\mathcal{I}_B| \log \frac{\exp\left(\frac{M \mathbf{a}_k^\top f_i(\mathbf{x}_{i,k})}{\tau|\mathcal{I}_B|}\right)}{\sum_{j \in \mathcal{I}_B} \exp\left(\frac{M \mathbf{a}_k^\top f_i(\mathbf{x}_{i,j})}{\tau|\mathcal{I}_B|}\right)} - |\mathcal{I}_B| \log C_{\mathcal{F},k,i}, \tag{23}
 \end{aligned}$$

where the labeled (in)equalities follow from: (a) Lemma B.1 and $C_{\mathcal{F},k,i} = \frac{(c_{\mathcal{F},k,i}^{\min} + c_{\mathcal{F},k,i}^{\max})^2}{4c_{\mathcal{F},k,i}^{\min} c_{\mathcal{F},k,i}^{\max}}$ with

$$\begin{aligned}
 c_{\mathcal{F},k,i}^{\min} &= \min_{\ell \in [M], j \in \mathcal{I}_B} \exp\left(\frac{f_l^\top(\mathbf{x}'_{l,k})f_i(\mathbf{x}_{i,j})}{\tau}\right), \text{ and} \\
 c_{\mathcal{F},k,i}^{\max} &= \max_{\ell \in [M], j \in \mathcal{I}_B} \exp\left(\frac{f_l^\top(\mathbf{x}'_{l,k})f_i(\mathbf{x}_{i,j})}{\tau}\right); \tag{24}
 \end{aligned}$$

and (b) the definition of anchor embedding (7). Substituting (23) into (22) gives

$$\begin{aligned}
 \sum_{l=1}^M I_{\text{NCE}}(f_l(\mathbf{X}'_l); f_i(\mathbf{X}_i) | \tau) &\leq -\frac{1}{|\mathcal{I}_B|} \sum_{k=1}^{|\mathcal{I}_B|} \left[|\mathcal{I}_B| \log \frac{\exp\left(\frac{M \mathbf{a}_k^\top f_i(\mathbf{x}_{i,k})}{\tau|\mathcal{I}_B|}\right)}{\sum_{j \in \mathcal{I}_B} \exp\left(\frac{M \mathbf{a}_k^\top f_i(\mathbf{x}_{i,j})}{\tau|\mathcal{I}_B|}\right)} - |\mathcal{I}_B| \log C_{\mathcal{F},k,i} \right] \\
 &= |\mathcal{I}_B| I_{\text{NCE}}\left(\mathbf{A}; f_i(\mathbf{X}_i) \mid \frac{\tau|\mathcal{I}_B|}{M}\right) + \sum_{k=1}^{|\mathcal{I}_B|} \log C_{\mathcal{F},k,i}. \tag{25}
 \end{aligned}$$

Rearranging (25) and setting $\tilde{\tau} = \frac{\tau|\mathcal{I}_B|}{M}$ in (24) and (25) yield

$$I_{\text{NCE}}(\mathbf{A}; f_i(\mathbf{X}_i) | \tilde{\tau}) \geq \frac{1}{|\mathcal{I}_B|} \sum_{l=1}^M I_{\text{NCE}}\left(f_l(\mathbf{X}'_l); f_i(\mathbf{X}_i) \mid \frac{\tilde{\tau}M}{|\mathcal{I}_B|}\right) - \frac{1}{|\mathcal{I}_B|} \sum_{k=1}^{|\mathcal{I}_B|} \log C_{\mathcal{F},k,i}, \tag{26}$$

which concludes the proof of Theorem 3.1.

C. Experiment

C.1. Experiments with synthetic datasets

Synthetic datasets. We employ a latent variable model (Bishop & Nasrabadi, 2006) for generating synthetic multi-modal datasets. A latent variable model is a statistical model for data $\mathbf{X} \in \mathbb{R}^{d_x}$, under which \mathbf{X} is generated according to a conditional probability distribution $P_{\mathbf{X}|\mathbf{Z}}$, where $\mathbf{Z} \in \mathbb{R}^{d_z}$ is the latent variable. In terms of the representation learning

framework, \mathbf{Z} can be seen as a low dimensional representation of \mathbf{X} . We assume that the class label $\mathbf{Y} \in [K]$ and the latent variable \mathbf{Z} are jointly distributed according to $P_{\mathbf{Z}, \mathbf{Y}}$. In our setting, we exploit Gaussian mixture model (GMM) (Bishop & Nasrabadi, 2006) for the latent variable \mathbf{Z} , and we generate M modalities $\mathbf{X}_i = g_i(\mathbf{Z}) + \mathbf{N}$, $i \in [M]$ with random noise \mathbf{N} and some non-linear projections $g_i : \mathbb{R}^{d_z} \rightarrow \mathbb{R}^{d_x}$. We choose the projections in a way such that each model can be ranked in ascending order, i.e., \mathbf{X}_1 is the worst, and \mathbf{X}_4 is the best modality in terms of their inherent correlation with the latent variable. The class label \mathbf{Y} is set to the component id of GMM.

In particular, the PDF of \mathbf{Z} is defined as follows:

$$p_{\mathbf{Z}}(\mathbf{z}) = \prod_{y=1}^K \pi_y \mathcal{N}(\mathbf{z}; \boldsymbol{\mu}_y, \boldsymbol{\Sigma}_y), \quad (27)$$

where K is the number of mixture components, $\pi_y = \Pr(\mathbf{Y} = y)$ is the component prior probability, and $\mathcal{N}(\mathbf{z}; \boldsymbol{\mu}_y, \boldsymbol{\Sigma}_y)$ denotes Gaussian PDF with mean $\boldsymbol{\mu}_y \in \mathbb{R}^{d_z}$ and covariance matrix $\boldsymbol{\Sigma}_y \in \mathbb{R}^{d_z \times d_z}$. This leads to the conditional PDF of \mathbf{Z} as $p_{\mathbf{Z}|\mathbf{Y}}(\mathbf{z}|y) = \mathcal{N}(\mathbf{z}; \boldsymbol{\mu}_y, \boldsymbol{\Sigma}_y)$.

Once a latent variable \mathbf{z} is generated from GMM in (27), we generate data samples $(\mathbf{x}_{i,1}, \mathbf{x}_{i,2}, \dots, \mathbf{x}_{i,N})$ for i -th modality using the conditional PDFs of \mathbf{X}_i given \mathbf{z} , denoted by $p_{\mathbf{X}_i|\mathbf{Z}}(\mathbf{x}_i|\mathbf{z})$. Specifically, we use the model $\mathbf{X}_i = g_i(\mathbf{Z}_i) + \mathbf{N}$, where $g_i : \mathbb{R}^{d_z} \rightarrow \mathbb{R}^{d_x}$ is a non-linear projection from latent space to observation space, and $\mathbf{N} \sim \mathcal{N}(\mathbf{0}, I_{d_x})$ is Gaussian noise with zero-mean and identity covariance matrix. To make the inherent correlation between \mathbf{X}_i and \mathbf{Z}_i different among modalities, we choose g_i such that

$$g_i(\mathbf{Z}) = \Theta_i^{(2)} \text{sigmoid} \left(\Theta_i^{(1)} \mathbf{Z} \right), \quad (28)$$

where $\text{sigmoid}(x) = \frac{1}{1+e^{-x}}$ is applied element-wise, and $\Theta_i^{(1)} \in \mathbb{R}^{d_x \times d_z}$ and $\Theta_i^{(2)} \in \mathbb{R}^{d_x \times d_x}$ are matrices randomly generated from Gaussian distribution. Moreover, after $\Theta_i^{(1)}$, $i \in [M]$ are generated, we set arbitrary columns of them all zero, so that the number of all zero columns decreases in i . For example, 60% of columns of $\Theta_1^{(1)}$ are all-zero, while only 10% of columns of $\Theta_M^{(1)}$ are all-zero. This enables approximate control the correlation between \mathbf{X}_i and \mathbf{Z} , providing estimates of best modality (\mathbf{X}_M) or worst modality (\mathbf{X}_1). To have meaningful labels for this latent model, which requires for downstream tasks, we set the labels \mathbf{Y} being the component index in GMM. In particular, since there are K components in GMM (27), there exist K categories in \mathbf{Y} . We conduct experiments with three different synthetic datasets by setting $M = 4, 6, 8$. For all synthetic datasets, we fix $d_x = 16$, $d_z = 8$, and $K = 50$.

Experiment details. We initialize two different versions of backbones for all modalities, where the first is a random backbone (highlighted by (rnd) in figures), and the second is a backbone pretrained with InfoNCE loss. For each backbone, we use a simple multilayer perceptron (MLP). Comparing the results with these two versions of backbone provides how much both FABIND and CENTROBIND are robust to backbone quality. Given the backbones for M modalities, we align the corresponding embedding spaces using either FABIND with anchor \mathbf{X}_i (denoted by \mathbf{X}_i -B in figures) or CENTROBIND (denoted by CB in figures). Finally, with the encoders aligned by either FABIND or CENTROBIND, we evaluate classification accuracy as a measure of representation quality. We use a simple MLP for the classifier. To distinguish between accuracy with embeddings from a single modality and the one with concatenated embeddings from all modalities, we denote by $\text{acc}(\mathbf{Z}_i)$ the accuracy with embeddings from i -th modality and by $\text{acc}(\text{All})$ the accuracy with embeddings from all modalities. Specifically, for $\text{acc}(\text{All})$, we fuse the multi-modal embeddings using MLP layers. Therefore, the accuracy of the multi-modal case without binding methods (e.g., \times method and the multi-modal column in Table 3) can be considered a naive baseline for multi-modal learning.

Comparison with baseline methods. Figure 3 shows the validation accuracy of each method (without binding, FABIND with anchor \mathbf{X}_1 , FABIND with anchor \mathbf{X}_4 , and CENTROBIND). For the same experimental setting, Figure 5 includes additional accuracy curves for $\text{acc}(\mathbf{Z}_1)$ and $\text{acc}(\text{All})$. For better readability, the corresponding accuracy is provided in Table 3.

We conduct experiments with two types of backbone encoders: randomly initialized backbones and pre-trained backbones. For each type, we extract embeddings using four different methods: representations without binding (denoted by \times in Table 5), FABIND with anchor modality \mathbf{X}_1 (denoted as FABIND- \mathbf{X}_1), FABIND with anchor modality \mathbf{X}_4 (denoted as

Table 3: Classification accuracies presented in Figure 3.

Backbone	Method	uni-modal				multi-modal
		X_1	X_2	X_3	X_4	X_1, \dots, X_4
Pre-trained	\times	0.2166	0.2878	0.3536	0.3923	0.6985
	FABIND- X_1	0.2180	0.2736	0.3210	0.2999	0.5541
	FABIND- X_4	0.2483	0.3349	0.4207	0.3896	0.7024
	CENTROBIND	0.2540	0.3433	0.4162	0.4559	0.6974
Random	\times	0.2109	0.2472	0.2597	0.2815	0.6648
	FABIND- X_1	0.2119	0.2587	0.3034	0.3081	0.5502
	FABIND- X_4	0.2447	0.3076	0.3826	0.2813	0.6742
	CENTROBIND	0.2582	0.3392	0.4224	0.4649	0.7006

FABIND- X_4), and CENTROBIND. The embedding quality is then evaluated using classification accuracy. Specifically, we train five different decoders for each case: four uni-modal decoders (one for each modality) and one multi-modal decoder for the concatenated embeddings of all modalities. The results show that CENTROBIND outperforms the other baseline methods. Notably, CENTROBIND demonstrates superior performance in the case of randomly initialized backbones, indicating robustness to poor backbone quality.

Additional experimental results on synthetic datasets with $M = 6$ and $M = 8$ modalities are presented in Figure 8 and Figure 9, respectively. These results exhibit similar trends to those observed with $M = 4$ modalities. These experiments verify that CENTROBIND is capable of handling a large number of modalities effectively.

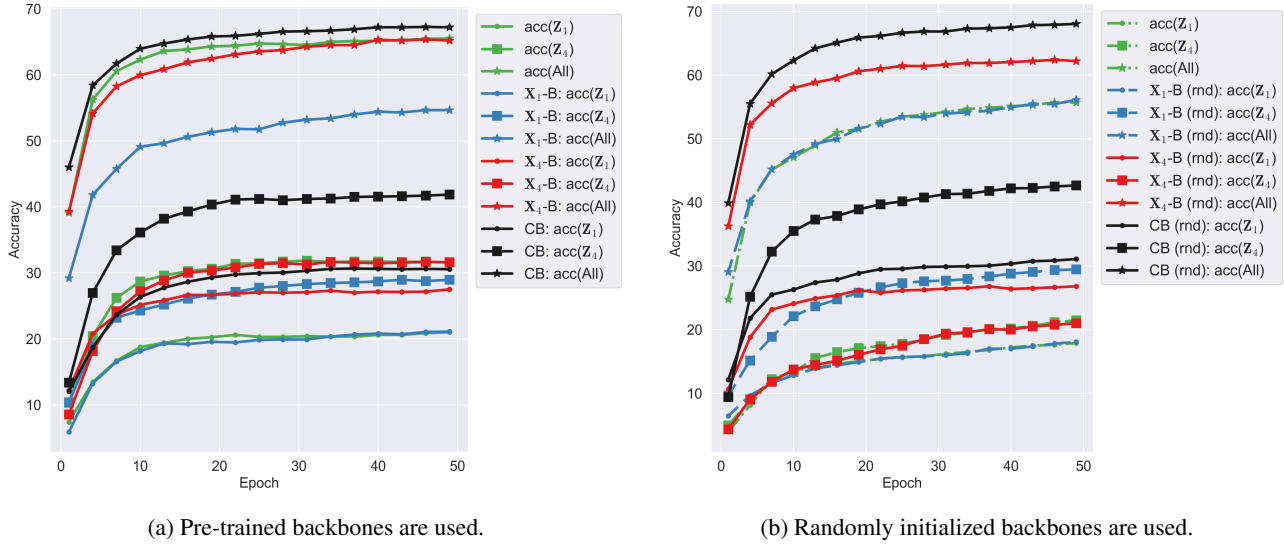


Figure 5: Accuracy as a measure of the representation space quality. Abbreviation: X_i -B or CB: applying FABIND with anchor X_i or applying CentroBind; $\text{acc}(Z_i)$ or $\text{acc}(\text{All})$: accuracy of Z_i or of concatenated embeddings (Z_1, \dots, Z_M); (rnd): if random backbones are used.

Representation visualization. Figure 6 presents t-SNE (Van der Maaten & Hinton, 2008) and UMAP (McInnes et al., 2018) visualizations of embeddings generated by FABIND and CENTROBIND. For this visualization, we use synthetic datasets with 4 modalities, ensuring that each modality is equally informative, and plot the embeddings for X_1 . FABIND is anchored at X_4 , and both binding methods utilize pre-trained backbones.

In both t-SNE and UMAP visualizations, CENTROBIND produces more clustered representations, whereas FABIND results in more scattered embeddings. These findings validate our analysis that CENTROBIND creates a superior representation space by effectively learning both intra and shared information.

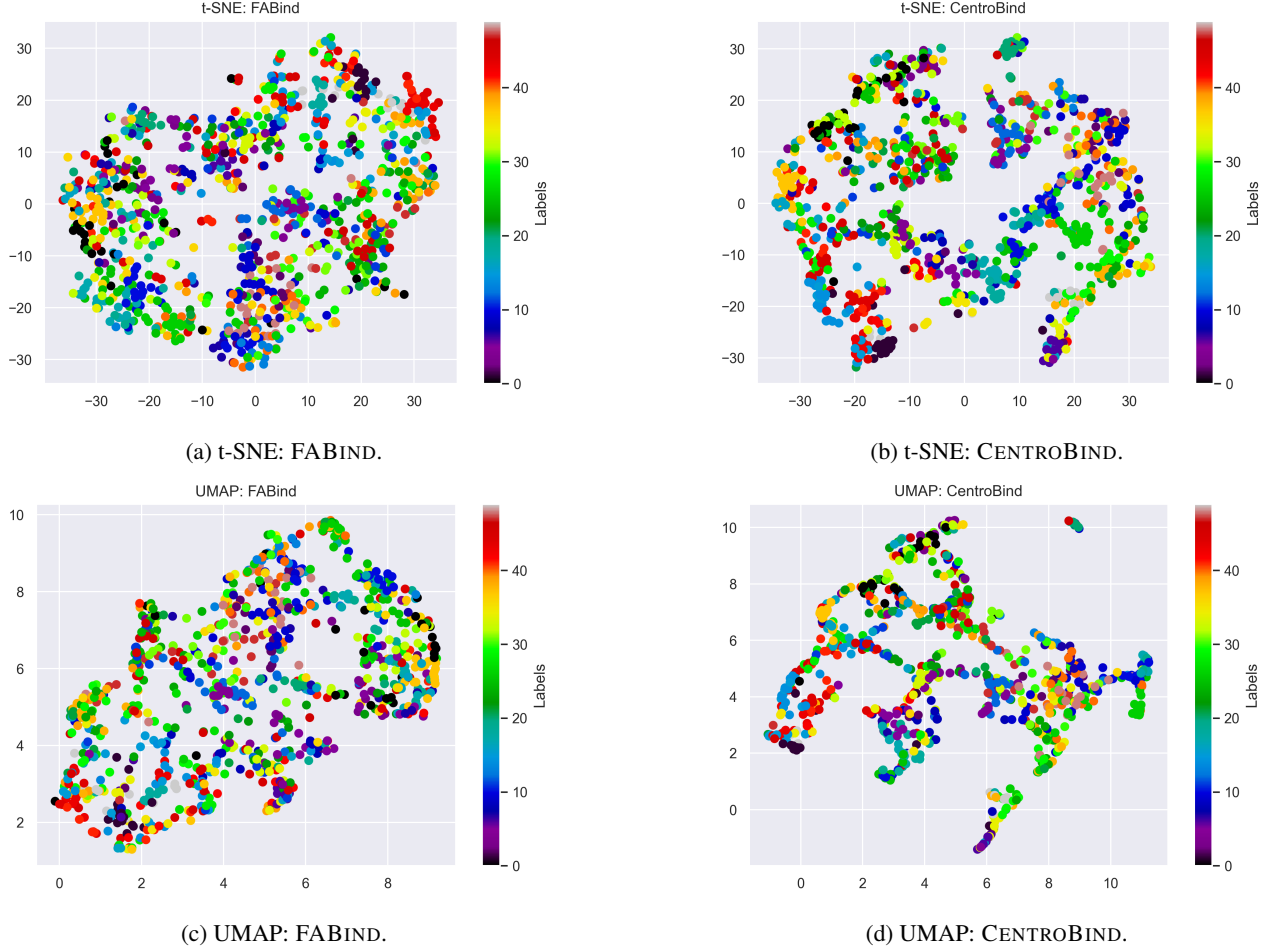


Figure 6: Representation visualization via t-SNE and UMAP.

Convergence and stability analysis. The convergence rate of CENTROBIND may differ from that of FABIND due to the replacement of the fixed anchor with a dynamic anchor. In Figure 7, we plot the loss curves of CENTROBIND and FABIND during training. The results show that the loss of CENTROBIND saturates earlier than that of FABIND. We attribute this to the fact that the centroid serves as a minimizer of embeddings in terms of Euclidean distance, making it easier to converge embeddings to their centroid compared to converging them to one specific embedding.

The plot also reveals a crossover point where the loss curves intersect. We believe this occurs due to the number of InfoNCE losses optimized by CENTROBIND and FABIND. Specifically, with M modalities, CENTROBIND minimizes M InfoNCE losses, while FABIND minimizes $M - 1$ InfoNCE losses. This results in a smaller loss for FABIND when the encoders are well-trained, which explains the crossover point observed in Figure 7.

Comparison with other adaptive anchor generation. We compare the centroid-based adaptive anchor method with other potential approaches, such as weighted average, random anchor fixing, and component-wise median. Figure 10 illustrates the accuracies of each method under scenarios where modalities are unevenly distributed. Specifically, we create 4 modalities

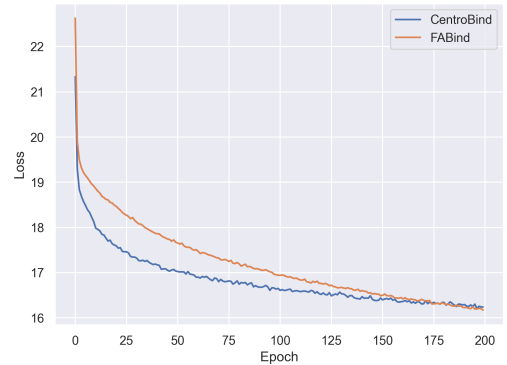


Figure 7: Training loss.

Table 4: Classification accuracies presented in Figure 10. In the experiment in Figure 10a and 10b, \mathbf{X}_1 , \mathbf{X}_2 , and \mathbf{X}_3 are very noisy, and \mathbf{X}_4 is highly informative. In the experiment in Figure 10c and 10d, \mathbf{X}_1 and \mathbf{X}_2 are very noisy, and \mathbf{X}_3 and \mathbf{X}_4 are highly informative. We choose \mathbf{X}_4 for FABIND for the best-fixed anchor modality for both cases. The weighted average method uses prior knowledge of modality quality to determine the weights for each modality. Random anchor method without intra-learning uses a randomly chosen modality as an anchor for each iteration under a fixed anchor encoder, while with intra-learning we train intra-modal learning by not freezing the anchor encoder.

Backbone	Method	Figure 10a and 10b			Figure 10c and 10d		
		\mathbf{X}_2	\mathbf{X}_4	$\mathbf{X}_1, \dots, \mathbf{X}_4$	\mathbf{X}_2	\mathbf{X}_4	$\mathbf{X}_1, \dots, \mathbf{X}_4$
Pre-trained	\times	0.115	0.296	0.566	0.099	0.256	0.537
	FABIND- \mathbf{X}_4	0.124	0.297	0.639	0.115	0.263	0.540
	CENTROBIND	0.131	0.363	0.618	0.116	0.336	0.563
	Weighted average	0.133	0.342	0.609	0.102	0.338	0.574
	Random + intra learning	0.131	0.347	0.613	0.105	0.353	0.554
	Random anchor	0.147	0.359	0.619	0.097	0.327	0.579
	Median (coordinate-wise)	0.134	0.363	0.634	0.112	0.375	0.582
Random	\times	0.092	0.114	0.487	0.067	0.176	0.465
	FABIND- \mathbf{X}_4	0.131	0.143	0.575	0.112	0.153	0.523
	CENTROBIND	0.132	0.355	0.626	0.113	0.336	0.559
	Weighted average	0.115	0.347	0.619	0.109	0.336	0.556
	Random + intra learning	0.132	0.333	0.602	0.104	0.309	0.562
	Random anchor	0.145	0.354	0.618	0.097	0.324	0.552
	Median (coordinate-wise)	0.137	0.347	0.612	0.112	0.330	0.565

with differing quality levels. In experiments (a) and (b) of Figure 10, \mathbf{X}_1 , \mathbf{X}_2 , and \mathbf{X}_3 are set as highly uninformative, while \mathbf{X}_4 represents a high-quality dataset. Conversely, experiments (c) and (d) use \mathbf{X}_1 and \mathbf{X}_2 as poor-quality datasets, while \mathbf{X}_3 and \mathbf{X}_4 are high-quality datasets.

For the weighted average method (denoted as WAB in Figure 10), we assign weights based on modality quality: (0.2, 0.2, 0.2, 1) for experiments (a) and (b), and (0.2, 0.2, 0.8, 0.8) for experiments (c) and (d). These weights correspond to the information rate of each modality.

For the random modality dynamic anchor method (denoted as RB in Figure 10), we randomly select one modality as the dynamic anchor at each iteration, with the anchor encoder frozen. To investigate the impact of intra-modal learning, we also conduct experiments with a random anchor that includes intra information learning (denoted as RB+Intra). In this case, the anchor modality is randomly selected at each iteration, and the anchor encoder is not frozen, allowing all encoders to be trained.

Since the median is more robust to outliers than the average (Lopuhaä & Rousseeuw, 1991), we additionally evaluate the case of a median-based dynamic anchor. In high-dimensional spaces, rather than in the univariate case, a coordinate-wise median can be used as a naive generalization of the univariate median to the multivariate setting, preserving its robustness to outliers. We assess the dynamic anchor binding method using the coordinate-wise median approach (denoted as MB in Figure 10). Specifically, for the median anchor, we compute the j th coordinate of the i th anchor as $\mathbf{a}_{i,j} = \text{Median}(z_{1,i,j}, z_{2,i,j}, \dots, z_{M,i,j})$, where $z_{m,i,j}$ denotes the j th coordinate of the embedding for the i th sample in modality m . For improved readability, we summarize the final accuracies for each method and modality in Table 4.

This scenario, where modal distributions are uneven, is commonly referred to as the *modality imbalance* problem (Du et al., 2023; Peng et al., 2022; Zhang et al., 2024). Intuitively, in the presence of modality imbalance, the centroid may produce suboptimal dynamic anchor constructions, and other methods, such as weighted averages, might yield better results. Nevertheless, CENTROBIND consistently performs better or comparably to weighted average methods, demonstrating its robustness to the modality imbalance problem.

From these experiments, we conjecture that the specific dynamic anchor generation method may not significantly impact final performance, provided that all encoders are well-trained during the process.

Table 5: Classification accuracy evaluated on each modality (training and evaluation modalities are the same) with MUSTARD dataset. Asterisk* denotes different backbone encoders and pretraining settings.

Method	Modality	Sar-1	Spk-1	Spk-3	Spk-5
FABIND	\mathcal{T}	0.606	0.219	0.458	0.632
UniBind		0.600	0.214	0.412	0.569
AudioCLIP*		0.488	0.155	0.280	0.388
ViT-Lens*		0.543	0.172	0.342	0.472
CENTROBIND		0.667	0.287	0.507	0.642
FABIND	\mathcal{V}	0.668	0.375	0.587	0.691
UniBind		0.658	0.381	0.641	0.770
AudioCLIP*		0.504	0.110	0.275	0.414
ViT-Lens*		0.697	0.586	0.738	0.797
CENTROBIND		0.670	0.380	0.609	0.726
FABIND	\mathcal{A}	0.639	0.201	0.457	0.599
UniBind		0.633	0.272	0.528	0.691
AudioCLIP*		0.525	0.158	0.343	0.454
ViT-Lens*		0.686	0.396	0.664	0.8
CENTROBIND		0.616	0.234	0.461	0.609
FactorCL*	$\mathcal{V}, \mathcal{A}, \mathcal{T}$ ($\mathcal{V}, \mathcal{A}, \mathcal{T}$)	0.699	-	-	-
SimMMDG*		0.725	-	-	-
FABIND		0.678	0.343	0.554	0.677
UniBind		0.646	0.383	0.622	0.764
AudioCLIP*		0.530	0.119	0.261	0.378
ViT-Lens*		0.731	0.506	0.736	0.812
CENTROBIND		0.704	0.346	0.594	0.733

Addressing the modality imbalance problem typically requires additional information, such as domain knowledge, labels, or downstream task insights. Since this work focuses on multi-modal alignment under contrastive learning, we do not assume such information is available. We therefore leave the exploration of the modality imbalance problem for dynamic anchor generation as a direction for future work.

C.2. Experiments with real-world datasets

Training details. We utilize Low-Rank Adaptation (Hu et al., 2022) for training CENTROBIND and FABIND, enhancing training efficiency and achieving impressive results with fewer iterations. For parameter settings, we set a learning rate of 0.001, the AdamW optimizer (Loshchilov & Hutter, 2019) with a batch size of 16, and a temperature of 0.3 for InfoNCE. Training CENTROBIND requires augmentation. We augment video frames with various transformations, including random perspective shifts, random flips and rotation, color jitter, Gaussian blur, and auto-contrast adjustment. For the audio modality, we apply a low-pass filter, speed changes, echo effect, room impulse response convolution, and background noise. For the text modality, we generate paraphrased sentences using the Phi-3 language model served using Ollama⁵.

UniBind We evaluate UniBind as a baseline method, using LLM-generated descriptions as the anchor modality. Specifically, UniBind generates descriptions for each modality using a large language model (LLM), ensuring that every modality is paired with corresponding descriptions. These descriptions collectively form a knowledge base, and UniBind optimizes the InfoNCE loss between each modality and its paired description from the knowledge base. In this framework, the anchor modality is the LLM-augmented representation. It is important to note that the LLM-generated descriptions for different modality pairs can vary, which may hinder effective multi-modal alignment (see Table 2). In our experiments, we generate descriptions for video and audio modalities using the VideoLLaMA2.1-7B-AV audio-visual model from VideoLLaMA2 (Cheng et al., 2024), and for the text modality, we use the Qwen2.5-72B-Instruct model from Qwen2.5 (Team, 2024). We evaluate UniBind’s performance in two settings: standard classification accuracy (Table 5) and zero-shot cross-modal classification (Table 2).

⁵<https://ollama.com/library/phi3>

AudioCLIP We employ AudioCLIP (Guzhov et al., 2022), which aligns image, text, and audio representations into a unified multi-modal space. To extend its capabilities to the video modality in our experiments, we adapt AudioCLIP to extract embeddings for video, audio, and text modalities using a pretrained model. For audio, we follow AudioCLIP’s approach, padding audio samples to ensure uniform input sizes. For text, we utilize its pretrained settings, truncating tokenized text to 77 tokens, which only occurs in one instance. For the video modality, we use the center frame as a representative image sample. Finally, embeddings from all three modalities are concatenated for downstream tasks.

ViT-Lens In our experiments, we leverage the pretrained models from ViT-Lens to extract embeddings for audio, text, and video modalities. We generally follow the example code provided by the authors.⁶ Note that we select the center frame image from the video to extract the embedding.

Classification results. In contrast to the cross-modal retrieval results in Table 1 and zero-shot cross-modal classification in Table 2, Table 5 presents the classification accuracy of FABIND, UniBind, and CENTROBIND for each modality as well as for multi-modal scenarios. Specifically, embeddings are extracted using the binding methods, and a simple decoder is trained to classify the embeddings. In Table 5, we report the sarcasm and speaker classification accuracies of decoders trained and evaluated on the same modality.

For sarcasm detection, CENTROBIND generally outperforms other baseline methods. While UniBind performs poorly in cross-modal classification, it achieves better performance in speaker classification compared to others. This improvement is due to the LLM-augmented descriptions, which provide additional knowledge (from LLMs) to the embeddings. Notably, UniBind utilizes 4 modalities, whereas FABIND and CENTROBIND only use 3, which could penalize the performance of FABIND and CENTROBIND. Nevertheless, CENTROBIND consistently outperforms FABIND. Moreover, our method can also incorporate LLM-augmented descriptions as an additional modality, potentially improving its performance further.

Although a direct comparison is not feasible, we also include the sarcasm detection accuracy of FactorCL (Liang et al., 2024b), SimMMDG (Dong et al., 2023), AudioCLIP (Guzhov et al., 2022), and ViT-Lens (Lei et al., 2024) for reference. ViT-Lens, in particular, achieves higher performance than CENTROBIND due to its use of larger backbone encoders, such as Vision Transformer (ViT) (Khan et al., 2022) and pretraining on extremely large-scale datasets. However, since ViT-Lens can be considered a variant of FABind, applying our dynamic anchor method could further improve its performance. Specifically, ViT-Lens uses a pretrained CLIP model as the anchor encoder, while the other non-anchored modalities use pretrained ViT models with modality adaptation layers. Within our framework, CENTROBIND could adopt the pretrained Vision Transformer as backbone encoders, potentially enhancing its performance further.

C.3. Experiments with pre-trained backbone

In addition to experiments on synthetic and real-world datasets, we evaluate our method using a pre-trained ImageBind backbone for image and text modalities. We utilize the DreamBooth dataset (Ruiz et al., 2023), which comprises 30 subjects across 15 different classes of image-text, to fine-tune the pre-trained encoders. The evaluation is conducted through a retrieval task, effectively measuring the quality of the learned unified embedding space.

Specifically, we begin by loading the pre-trained ImageBind model (Girdhar et al., 2023) and fine-tuning its text and image encoders on the DreamBooth training dataset using both the ImageBind and CentroBind methods. For fine-tuning, we employ Low-Rank Adaptation (LoRA) (Hu et al., 2022) with a rank of 4, resulting in 5.4 million trainable parameters out of a total of 1.2 billion parameters. After fine-tuning, we measure the top-1 retrieval accuracy on the test dataset. The optimization process uses the AdamW optimizer with the following hyperparameters: a batch size

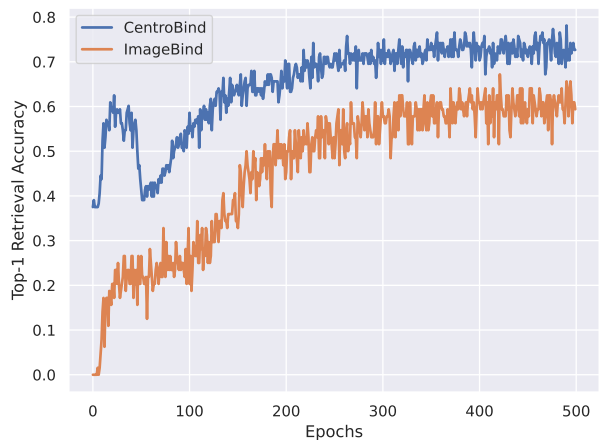
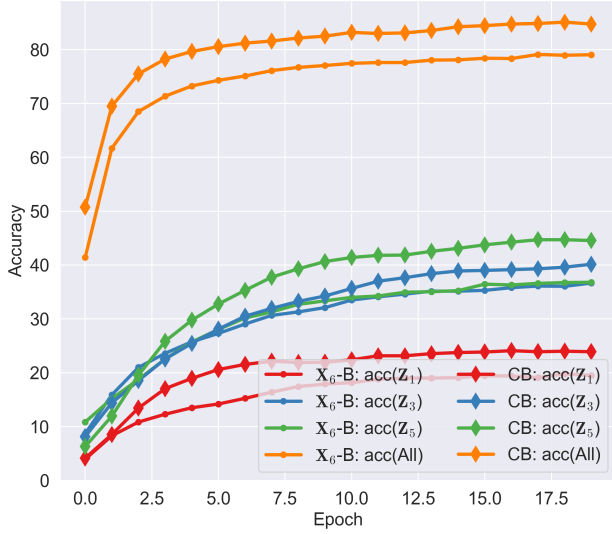
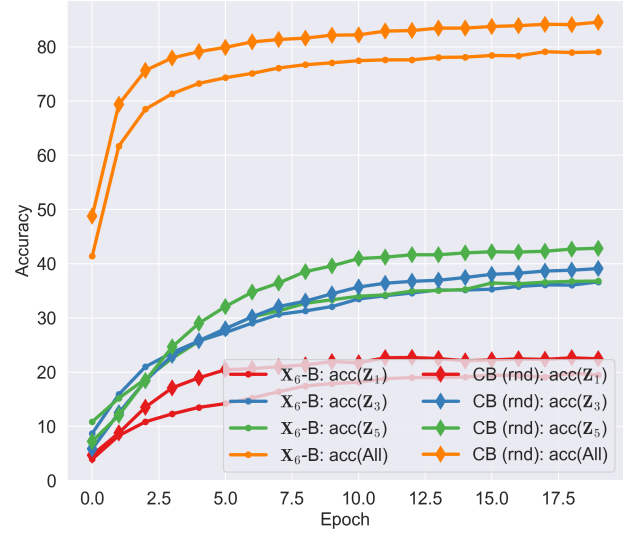


Figure 11: Top-1 retrieval accuracy of ImageBind and CentroBind on DreamBooth dataset.

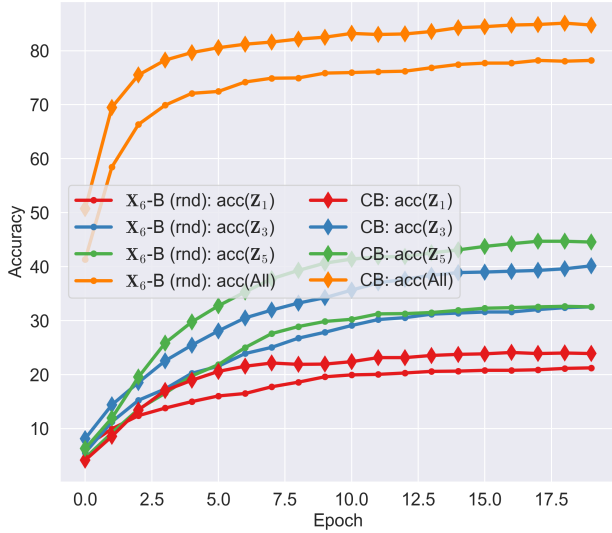
⁶<https://github.com/TencentARC/ViT-Lens>

of 16, a learning rate of 5.0×10^{-6} , a maximum of 500 epochs, a weight decay of 10^{-4} , and a temperature parameter set to 0.07. In this experiment, we omit the text augmentation step because the text samples in the DreamBooth dataset are too short. Instead, we create a centroid-based dynamic anchor using the embeddings of augmented images and original text.

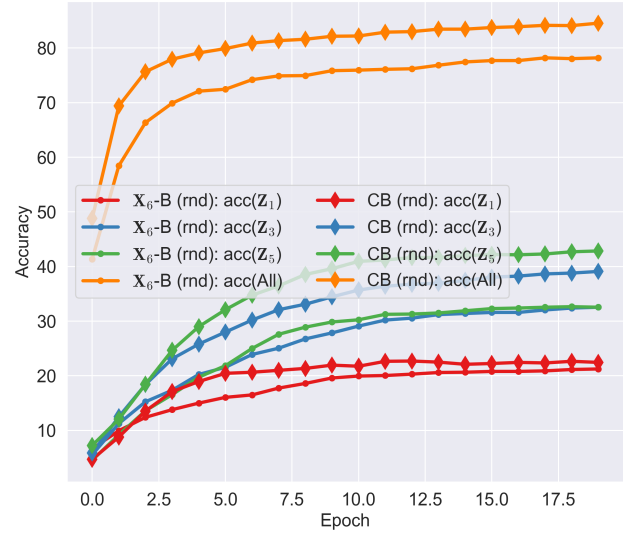
The results presented in Figure 11 demonstrate that CentroBind outperforms the ImageBind method, even when leveraging a powerful pre-trained backbone and the image modality. We anticipate that this performance gap would widen if the backbone were less powerful or if the image modality were excluded. These findings corroborate our analysis of the dynamic anchor binding method, highlighting its effectiveness in enhancing multi-modal representations.


 (a) FABIND at X_6 vs. CENTROBIND


(b) When CENTROBIND uses random backbones.

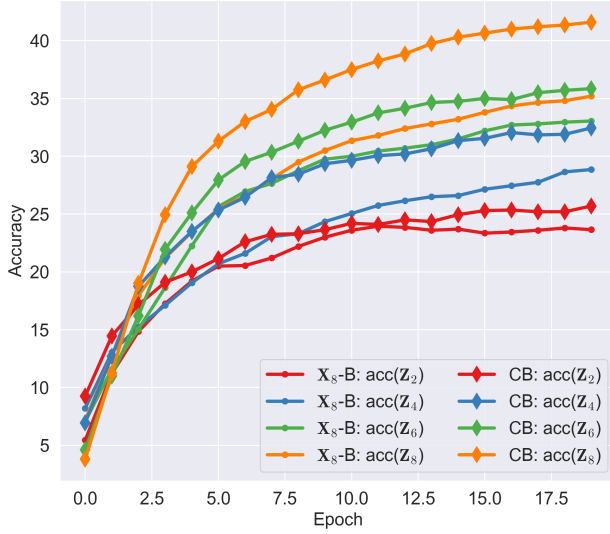
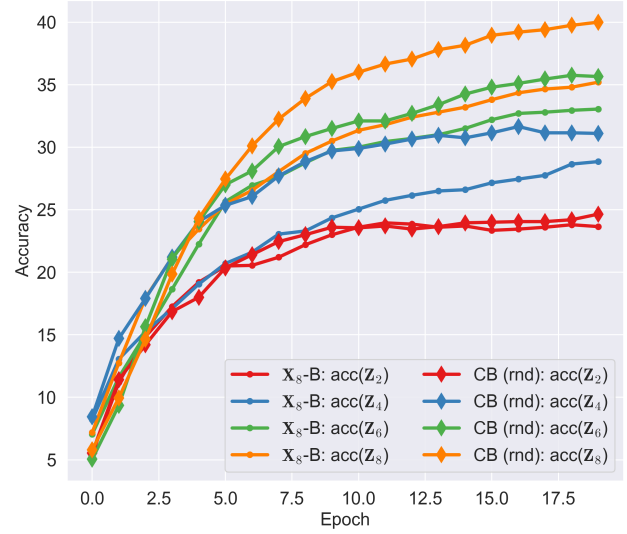


(c) When FABIND uses random backbones.

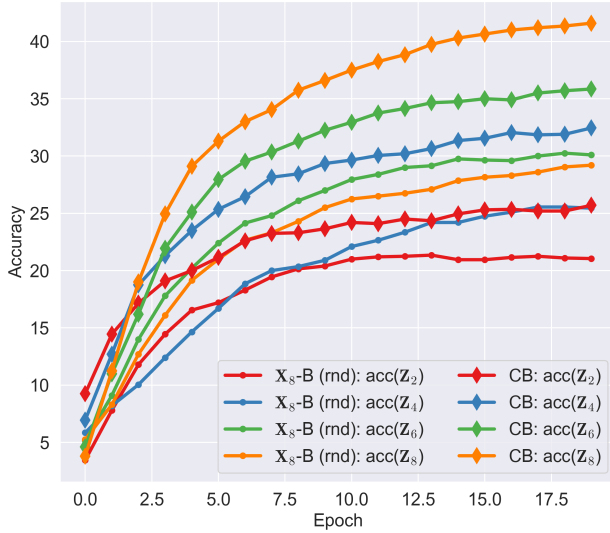


(d) When all backbones are random backbones.

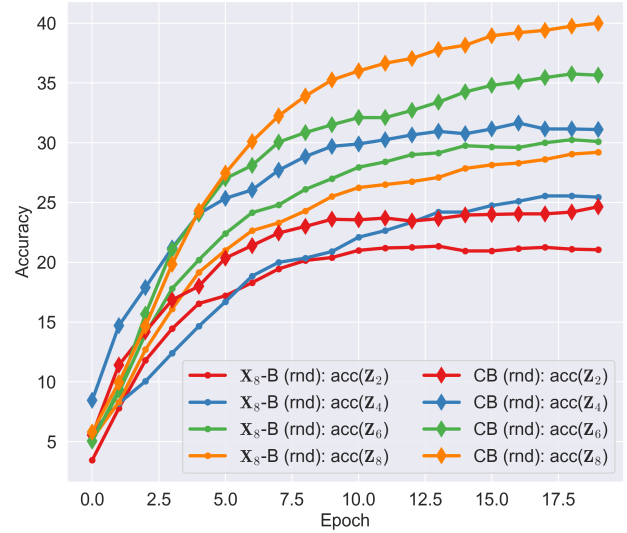
Figure 8: Experiment results with synthetic dataset of $M = 6$ modalities. Abbreviation: X_i -B or CB: applying FABIND method to backbones with anchor X_i or applying CENTROBIND; $\text{acc}(Z_i)$ or $\text{acc}(\text{All})$: accuracy of Z_i or of concatenated embeddings (Z_1, \dots, Z_M) ; (rnd): if random backbones are used for X_i -B or CB.


 (a) FABIND at X_8 vs. CENTROBIND


(b) When CENTROBIND uses random backbones.

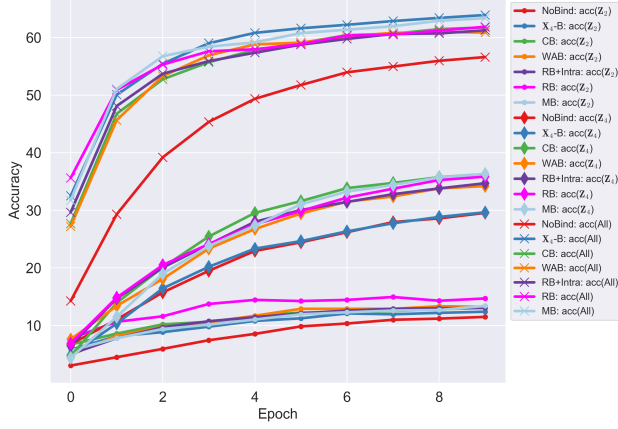


(c) When FABIND uses random backbones.

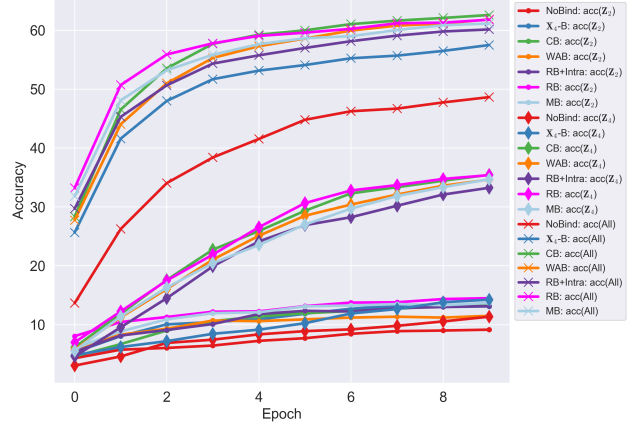


(d) When all backbones are random backbones.

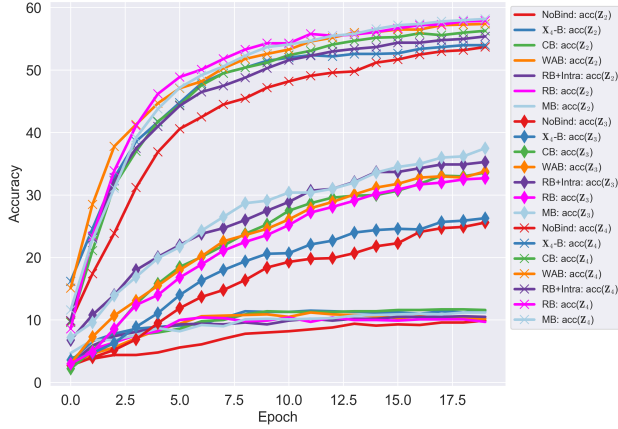
Figure 9: Experiment results with synthetic dataset of $M = 8$ modalities. Abbreviation: X_i -B or CB: applying FABIND method to backbones with anchor X_i or applying CENTROBIND; $\text{acc}(Z_i)$ or $\text{acc}(\text{All})$: accuracy of Z_i or of concatenated embeddings (Z_1, \dots, Z_M) ; (rnd): if random backbones are used for X_i -B or CB.



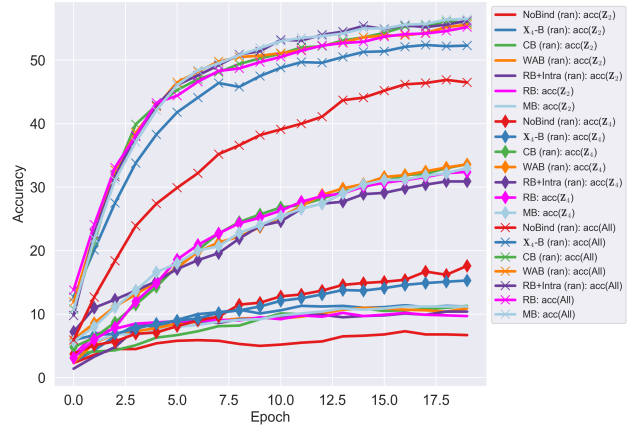
(a) Pre-trained encoders are used.



(b) Random backbones are used.



(c) Pre-trained backbones are used.



(d) Random backbones are used.

Figure 10: Comparison of other dynamic anchor generation methods. (a) and (b): Modal qualities are set to $(0.2, 0.2, 0.2, 1)$. (c) and (d): Modal qualities are set to $(0.2, 0.2, 0.8, 0.8)$. Abbreviation: X_i -B or CB: applying FABIND method to backbones with anchor X_i or applying CENTROBIND; WAB: weighted average for dynamic anchor with weight identical to the predefined quality for each modality; RB+Intra: randomly choosing a modality for a dynamic anchor in every iteration and intra information learning; RB: randomly choosing a modality for a dynamic anchor in every iteration; MB: coordinate-wise median for dynamic anchors; $\text{acc}(\mathbf{Z}_i)$ or $\text{acc}(\text{All})$: accuracy of \mathbf{Z}_i or of concatenated embeddings $(\mathbf{Z}_1, \dots, \mathbf{Z}_M)$; (ran): if random backbones are used.