

# Enhancing Screen Time Identification in Children with a Multi-View Vision Language Model and Screen Time Tracker

Xinlong Hou<sup>1, †</sup>, Sen Shen<sup>2, †</sup>, Xueshen Li<sup>1, †</sup>, Xinran Gao<sup>3</sup>, Ziyi Huang<sup>4</sup>, Steven J. Holiday<sup>5</sup>, Matthew R. Cribbet<sup>6</sup>, Susan W. White<sup>6</sup>, Edward Sazonov<sup>7</sup>, and Yu Gan<sup>1, \*</sup>

<sup>1</sup>Department of Biomedical Engineering, Stevens Institute of Technology

<sup>2</sup>Department of Computer Science, Iowa State University

<sup>3</sup>Department of Electrical Engineering, Columbia University in the City of New York

<sup>4</sup>Nokia Bell Labs

<sup>5</sup>Department of Communication & Information Science, University of Alabama

<sup>6</sup>Department of Psychology, University of Alabama

<sup>7</sup>Department of Electrical and Computer Engineering, University of Alabama

October 4, 2024

## Abstract

Being able to accurately monitor the screen exposure of young children is important for research on phenomena linked to screen use such as childhood obesity, physical activity, and social interaction. Most existing studies rely upon self-report or manual measures from bulky wearable sensors, thus lacking efficiency and accuracy in capturing quantitative screen exposure data. In this work, we developed a novel sensor informatics framework that utilizes egocentric images from a wearable sensor, termed the screen time tracker (STT), and a vision language model (VLM). In particular, we devised a multi-view VLM that takes multiple views from egocentric image sequences and interprets screen exposure dynamically. We validated our approach by using a dataset of children’s free-living activities, demonstrating significant improvement over existing methods in plain vision language models and object detection models. Results supported the promise of this monitoring approach, which could optimize behavioral research on screen exposure in children’s naturalistic settings.

## 1 Introduction

Screen exposure has garnered an increasing attention in the past decades due to the dramatic rise in the digital technology. Extensive screen exposure has been associated with healthy and psychological problems [1] such as eye problems [2], language disorders

[3], sleep disorders [4], obesity [5], and cognitive impairments [6]. In particular, following the suggestions from World Health Organization (WHO), children with age between 2 and 4 should have less than 1 hour of screen exposure time per day [7]. However, this age group has been reported to spends an average of 2.5 hours in front of screens[8]. Therefore, it is important for parents to objectively monitor children’s screen

Co-first authors<sup>†</sup>. Corresponding authors\*: ygan5@stevens.edu



Figure 1: The STT device (left panel); Compilation of images showcasing various environments in screen time exposure. The montage is created using free-living data collected from STT (right panel). The STT device is lightweight and can be firmly attached to clothes.

exposure and manage children’s screen activity. In addition, there is also an unmet need for scientists to accurately measure screen time to better understand the association between health concerns and screen exposure [9]. Existing research methods for measuring screen exposure rely on users’ self-reporting, experimental technologies (e.g., eye-tracking glasses), or built-in device apps. Whereas self-reporting is prone to bias, eye-tracking glasses can be invasive, and built-in apps can’t measure exposure across devices or confirm users’ identity. There is currently no non-invasive and automatic solution for accurate and robust measurement of screen exposure on cross-device screens.

A wearable camera with the capability to capture egocentric images is a promising non-invasive candidate to monitor screen presence. Egocentric images are captured from first-person perspective and can demonstrate the wearer’s viewpoint. Although there is existing work that uses wearable cameras to track children’s screen exposure [10, 11], those solutions are not ideal due to their bulky size and lack of automated analysis. Artificial intelligence (AI) enables computers to automatically identify objects with high accuracy, making it promising for screen exposure measurement. While AI can identify object types from egocentric images, no automated algorithm has been customized for children’s screen exposure. Recently, vision lan-

guage models have shown great potential for robustly identifying objects and events from images [12], but no such efforts have been made specifically for egocentric images for screen type identification. Convolutional neural network (CNN), as a major branch of AI, has advanced automated object detection methods in various applications by providing the backbone architectures for the development of the regional based CNN (R-CNN)[13] and You Only Look Once (YOLO)[14] detection systems. However, such methods work on individual frames and relies on local features extracted from CNN, lacking the capability to associate long range dependency of features or high-level objects.

In this paper, we proposed a combination of an egocentric camera, namely the screen time tracker (STT), and a vision language model (VLM) to identify screen existence among multiple screen devices. The STT device and representative images are shown in Fig. 1. In particular, we devised a multi-view VLM (MV-VLM) to process sequential frames from egocentric images. We took advantage of a customized wearable sensor and egocentric images to identify children’s screen exposure. In comparison with existing single view input vision language models, we developed a unique multi-view vision language model that process egocentric image sequences from wearable devices. Notably, a contrastive learning-based view selection module and a screen type identification module are specifically designed to address the challenges in existing method and to develop a robust approach to detecting children’s screen exposure. The proposed approach innovatively takes multi-view rather than single-view images as input compared to the existing screen identification work [15, 16]. The innovation contributes to the model’s capability in extracting long-dependent textual features alongside spatial-temporal features from multi-view imaging, achieving the highest performance among all three types of screen scenarios.

Our major contributions are summarized as follows:

- We proposed a wearable sensor solution to identifying children’s screen exposure. Our lightweight wearable sensor is children-friendly and captures egocentric images to monitor children’s electronic screen activities. We created a dataset collected from children’s free-living activities over two days,

the first of its kind for sensor informatics.

- We designed the first vision language model to identify children’s screen time using wearable sensors. This model processes egocentric images to generate descriptive content, from which screen type identification is achieved through keyword extraction from the generated text.
- We devised a MV-VLM model, which is specifically for analyzing image sequences from wearable cameras. To leverage temporal variations and capture more spatial features for accurate type identification, we developed a novel model that takes multi-view inputs and fuses features from different views for language generation. The selection of multi-view images is based on contrastive learning, which maximizes the information among images from different views.

## 2 Related Work

**Screen Exposure and Wearable Cameras.** Understanding the link between health issues and screen exposure is crucial, necessitating precise tracking of screen usage. Several studies have explored the extent of children’s screen exposure using wearable cameras, which are non-invasive and less dependent on bias compared to self-reporting [17, 18]. Wearable cameras also indicate a majority distribution of screen exposure goes to TV (42.4%) of children’s daily screen exposure in [19]. Overall, very limited work [17] has explored the solution to automate the screen detection from wearable cameras.

**Traditional Neural Networks in Egocentric Videos.** However, while many of these works rely on manual annotations, an automated solution for data analysis could largely reduce human workload. Deep learning models have been largely adapted in processing the videos from the egocentric wearable camera. Chen et al. [20] utilizes CNN and random decision forest for activity recognition; Song et al [21] utilizes CNN-based and VLP-based models in extracting surrounding information for visually impaired person; Bock et al[22] utilizes ActionFormer for outdoor sports recognition; [23] utilizes an LSTM-based encoder-decoder framework to predict move-

ment trajectory of a targeted person. The integration of multi-modal data such as inertial data [22] and IMU readings [23] demonstrated an improved performance compared to using vision-based images alone.

**Multi-view based Neural Networks.** A multi-view deep learning model leverages data from multiple perspectives to enhance learning in tasks such as classification and recognition by integrating diverse sources of information. Although it has been demonstrated in existing studies that the incorporation of multi-view in CNN-based models outperforms models with single-view [24, 25], multi-view network has not been fully explored in processing egocentric image sequences. A critical problem in applying multi-view network is how to select multi-view images from egocentric image sequences.

**Large language model (LLM) in Egocentric Videos.** Large language model is a rising field and incorporating LLMs into image processing has the potential to significantly improve upon the studies using traditional models such as CNNs. By leveraging the contextual capabilities of LLMs, researchers can achieve more accurate and comprehensive egocentric image understanding. LifelongMemory was proposed in [26] as a novel framework that uses multiple pre-trained models to answer queries from egocentric video content. Research in [27] addresses Ego4D natural language queries challenge with image and video captioning models. Most of the studies focuses on answer queries, thus lacking the capability to systematically analyze daily life for specific applications. Moreover, there is limited vision language model to address the identification of electronic screen type, even from a single view.

## 3 Method

### 3.1 Wearable sensor and data collection

We collected data from an egocentric device, screen time tracker (STT), following our previous work [15, 16]. The key component used in the sensor was a miniature 5 Megapixel camera with 120-degree wide-angle gaze-aligned lens with the resolution of  $2592 \times 1944$ . The camera was attached to clothing with a magnetic clip mount, as shown in Fig. 1 (left

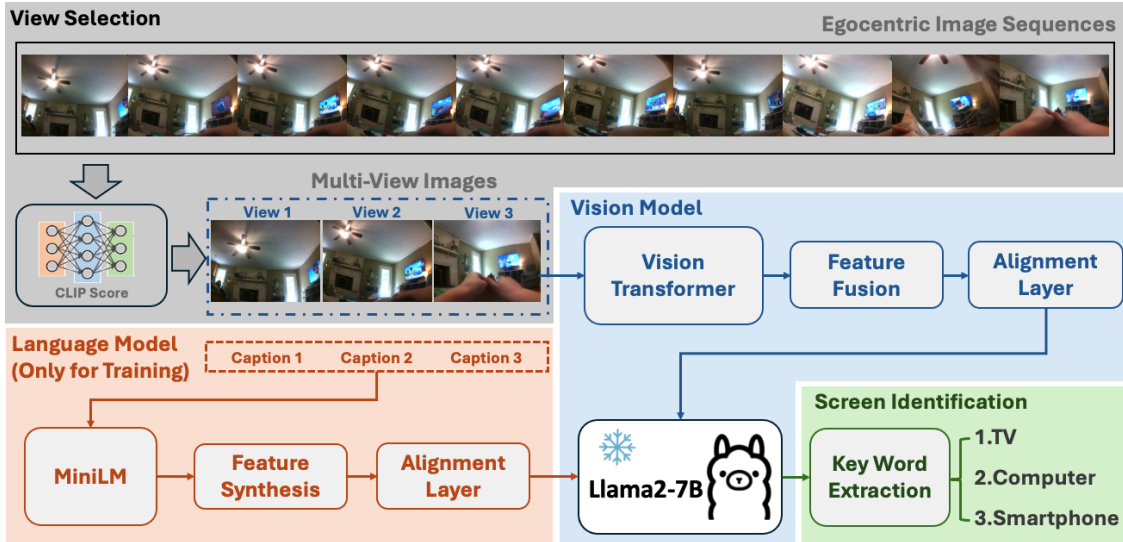


Figure 2: Proposed pipeline to process egocentric image sequences. During training, there are four major components: view selection, vision language model, language model, and screen identification. View selection module uses Contrastive Language-Image Pre-Training (CLIP) to extract embeddings and select multi-view images based on similarity. Vision Language model learns from vision transformer and MiniLM to generate textual description on multi-view images. In inference phase, only view selection, vision model, and screen identification model are used.

panel), and boasted a battery life exceeding 48 hours. We redesigned the device’s casing by resembling a badge to reduce user burden, particularly for children. Positioned on the chest, this badge-like device captured egocentric images every 10 seconds. Our device measured a dimension of  $54mm \times 35mm \times 12mm$ . Notably, the device only takes 30% of the size of commercial cameras used in other wearable sensor informatics work [10].

Young children between age of 3 and 5 were eligible to participate in data acquisition. The experimental protocol was approved by the local Institutional Review Board (IRB) at home institution. We collected data from 30 participants. Each participant wore the device for two days. The whole dataset roughly includes children’s participation in free-living activities. After the two day activities, a survey on the comfort of the wearable device is conducted following a conventional protocol [28]. The screen exposures related to TV, computers, and smartphones were cap-

tured. Representative images are shown in Fig. 1 (right panel). Image data were manually labeled by an undergraduate research assistant.

### 3.2 Framework

Our framework collected multiple images from different views to identify the existence of electronic screens. As shown in Fig. 2, we developed a novel screen identification framework that consists of a view selection module, a vision model, a language model, and a screen identification module. The core concept involves selecting and inputting images from multiple egocentric viewpoints to enhance the robustness of electronic screen identification.

#### 3.2.1 Conceptual Rationale for Multi-View Vision Language Model

In the screen exposure scenarios, multi-view image processing could be beneficial in several aspects. For instance, when screens are only partially captured, multi-view images may provide complementary data

from different parts of the screen, enabling deep learning models to better understand and integrate the screen’s various structural components. Additionally, in cases of low-quality images, such as those that are blurry, it is challenging for deep learning models to classify the images. Utilizing multi-view images allows the model to synthesize features from various perspectives, thereby enhancing feature representation and improving classification accuracy. To identify the existence of electronic screens, it is essential to consider the spatial relationships among static objects like TVs, computers, windows, walls, and shelves. These objects maintain consistent spatial relationships in the real world, which are reflected in 2D images based on perspective principles. To capitalize on these features and their spatial interrelations, we employed a vision transformer coupled with a language model. This approach leveraged the model’s capability to explore long-range dependencies in text descriptions and image processing.

### 3.2.2 View Selection

Image sequences captured from STT are in time series, representing objects from different views and timestamps. Images taken from the same scene with small variations of position, height, and orientation are considered similar, though environmental condition like light, time of the day may change. We sought for a mapping rule that is robust enough to reveal spatial relationships and partial or occluded screen information. To capture coherent image features, we chose a contrastive learning-based embedding approach to encode the images and analyze their similarity. Assuming the egocentric image sequences  $I_1, I_2, I_3, \dots, I_n$ , for each image  $I_i$ , we used contrastive language-image pre-training (CLIP) to convert images to embeddings  $CLIP(I_i)$ . For any two images  $I_m$  and  $I_n$ , we measured the cosine similarity between two embeddings via:

$$Sim(I_m, I_n) = \frac{CLIP(I_m) \cdot CLIP(I_n)}{\|CLIP(I_m)\| \|CLIP(I_n)\|} \quad (1)$$

Where  $(\cdot)$  represents dot product and  $\|\cdot\|$  is the magnitude. Then to split the image sequences into multi-view image groups, we built a graph  $G(V, E)$  to represent the images with their similarity according

---

### Algorithm 1 View Selection

---

**Input:** Graph  $G(V, E)$   
**Output:** Set of multi-view image groups ( $S$ )  
**Parameters:** Valid components ( $S_v$ );  
 $S_v, S \leftarrow \emptyset$   
**for**  $E_{i,j} \in E$  **do**  
    **if**  $E_{i,j}$  is not valid **then**  
        Delete  $E_{i,j}$  from  $E$   
    **end if**  
**end for**  
**for** Connected component  $g \subseteq G$  **do**  
    Append  $g$  to  $S_v$   
**end for**  
Sort  $S_v$   
**for** Connected component  $g \in S_v$  **do**  
    **if**  $g \subseteq G$  **then**  
        Append  $g$  to  $S$   
        Delete  $g$  from  $G$   
    **end if**  
**end for**

---

to values of  $Sim(I_m, I_n)$ . In Graph  $G$ , each node  $v_i$  represents an image  $I_i$ .  $V$  corresponds to the set of nodes (i.e., images) and  $E$  corresponds to the set of weighted edges that connect the each pair of nodes within a time window. For two nodes  $v_m$  and  $v_n$ , the edge  $E_{m,n}$  of them is *valid* only if  $Sim(I_m, I_n)$  is within a range between an upper bound  $\tau_h$  and a lower bound  $\tau_l$ . The upper bound ensured that static images in consecutive frames would not be selected. The lower bound ensured these two images could capture the same screen-related scene. We built an undirected graph and selected connected components of size  $k$  as multi-view image groups. To get the most number of multi-view groups, we first sorted the all connected components of size  $k$  according to the sum of edge degrees in each  $k$ -size component ascendingly. Then we greedily selected and split the components starting from the components with least edge degrees from  $G$ , and updated  $G$  accordingly. The detailed procedures are illustrated in Algorithm 1.

### 3.2.3 Vision Language Model

The VLM model includes three components: a ViT model for vision embedding, a MiniLM model for text

processing, and a Llama model for text generation. The three modules are connected by alignment layers.

**Visual Embedding (ViT).** We utilized the Swin Transformer [29] for image embedding. The transformer model used in this paper is a pre-trained model on a conclusive natural image dataset [30]. Images were divided into smaller non-overlapping patches and learnt by the transformer blocks. The transformer blocks operated in a hierarchical manner and each block applied multi-head self-attention mechanisms based on shifted windows. These shifted windows enabled a set of self-attention models to dynamically learn and extract image features which include long-range dependence. In our model, the features extracted from different views were embedded to a fixed length and sent to fusion layer. In the feature fusion layer, features with the same length were normalized and stacked. Then an alignment layer, which was built by a fully connected layer, fused them into a constant dimension. In particular, the features were averaged to create an input for the following vision-language generating task. This process fused multi-view images equally to enhance a complementary integration of features extracted from Swin Transformer.

**Text Embedding (MiniLM).** In the training phase, we employed a MiniLM [31] for extracting textual features from annotations associated with multi-view images. In particular, each images were associated with a sentence of textual annotation during training. MiniLM is made of a set of distilled self-attention model in transformer implementation. In this study, our analysis was constrained by a limited sample space, as all egocentric images were sourced from indoor home environments. Furthermore, the sample set mainly comprises screen-related instances. In addition, textual information involved in this study was mainly that relevant to screen events. This made MiniLM particularly well-suited for our application, as its distilled architecture efficiently captured the necessary textual embeddings during the training phase. In the Feature Synthesis layer, text embeddings were normalized and concatenated to ensure the brevity of image captions. These concatenated embeddings were then processed through a linear alignment layer, ensuring dimensional consistency with the embeddings used in the Swin Transformer model. In particular,

Table 1: A list of mapping between key words and screen types

Screen Types	Key words
TV	TV, television
Smartphone	Smartphone, Phone, Tablet, Cellphone, iPad
Computer	Computer, Laptop, Computer Monitor

the text embeddings extracted from this phase serve as the annotation for the following text generation model.

**Text Generation (Llama).** In this study, we used a large language model, *Llama2 – 7B* [32], to efficiently produce fast scene description regarding the contents in the multi-view images. We used one set of fully connected layers, which served as a soft prompt, to align the visual features with the large language model. Similarly, another set of alignment layers connected the text embeddings with the large language model. The training of text generation model was an optimization process for alignment layers, where  $\theta_v$  and  $\theta_t$  corresponded to the weights in alignment for vision model and the weights in alignment layers for text mode. The loss function for the report generation task was jointly optimized by the combination of loss terms from each task:

$$L_{report}(\theta_v, \theta_t; X_v, X_t, X_p, X_r) = - \sum_{l=1}^M \log p_{\theta_v, \theta_t}(x_l; X_v, X_t, X_p, X_{r, < l}) \quad (2)$$

where  $x_l$  is a variable related to the predicted token,  $M$  represents the length of the generated text,  $X_r$  represents the current prediction text,  $X_v$  represents the visual embedding,  $X_t$  represents the textual inputs,  $X_p$  represents prompts, and  $X_{r, < l}$  represents the token before the predicted token. This loss function considered textual input, visual input, and token generated, thus seeking an optimized parameter setting to generate reliable scene descriptions.

### 3.2.4 Screen Type Identification

The text description of the multi-view images was further processed to identify screen types. First, we extracted key words from generated description.

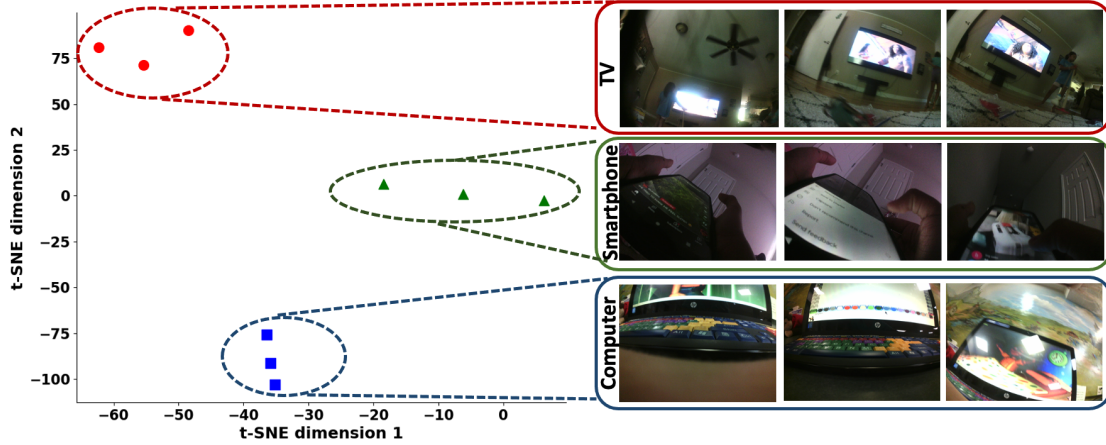


Figure 3: Representative multi-view images selected by CLIP embedding. Our selection maximizes the variations among consecutive frames while capturing complementary features of the screen object from different views. The features are visualized by t-SNE.

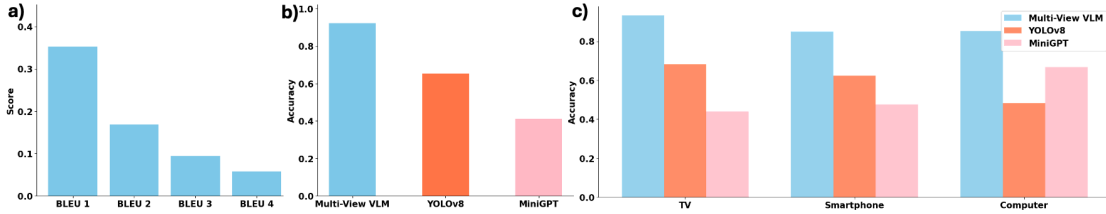


Figure 4: a) Text generation results from VLM to compare how close the generated scene description is similar to the ground truth annotation; b) Comparison among proposed method (MV-VLM), (YOLOv8) [33] and single-view vision language model (MiniGPT) [34] in overall accuracy; c) Comparison among proposed method (MV-VLM), (YOLOv8) [33] and single-view vision language model (MiniGPT) [34] in identification of TV, smartphone, and computer. Our methods consistently shows a higher performance than the other two methods.

The key words included a whole set of screen-related objects, such as "TV", "Television", "Cellphone", "Smartphone", "Monitor", "Computer", "Laptop", etc. Second, key words were categorized to major types through a look-up table, as shown in Table 1. Key words that fell into the same categories were combined and identified as the same screen type. For example, "Smartphone" and "Cellphone" were considered as "Smartphone". "Computer Monitor" and "Laptop" were both considered as "Computer". Due to the similarity between hand interaction with a

screen, we combined tablet and smartphone to the same category.

## 4 Experiments and Results

### 4.1 Dataset

The raw dataset has 1191 images, corresponding to 397 groups of multi-view images, including different screen types of TV, smartphone, computer use in free-living environments. To build a multi-view image dataset with caption describing the screen



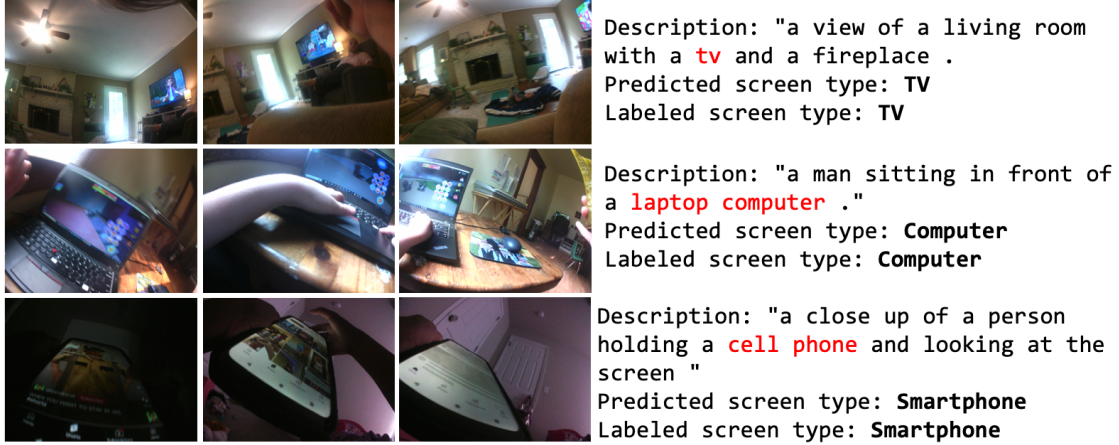


Figure 5: Examples of generated text and screen identification. The left panel shows typical multi-view images. The right panel shows the generated description from language model, the screen identification results, and the ground truth. The generated scene description is logical and smooth, with key words that could be efficiently processed to categorize to specific screen type.

Table 2: Ablation study on the design of multi-view and multi-caption model in proposed design. We compared proposed method with implementation without the module of multi-view (MV) and/or CLIP-based view selection. The best scores are highlighted in **red** and the second best scores are highlighted in **blue**.

Method	Multi-View (MV)	CLIP	Accuracy		
			TV	Smartphone	Computer
Proposed w/o MV, CLIP			0.77	<b>0.84</b>	<b>0.75</b>
Proposed w/o CLIP	✓		<b>0.81</b>	0.79	0.74
Proposed	✓	✓	<b>0.93</b>	<b>0.85</b>	<b>0.85</b>

of each group, labels were manually generated with guidance from Bootstrapping Language-Image Pre-training (BLIP2) [35]. We divided the whole image set to four folds and conducted cross-validation to validate the performance of identifying various screen types.

## 4.2 Training strategy for implementation

The training process required minimal effort to customize the VLM for screen detection. In particular, we chose a pre-trained model in Swin Transformer for ViT [29] and MiniLM for language model [31]. We fine-tuned ViT using our multi-view image datasets.

In text generation, Llama model (*Llama2* – 7B [32]) remained frozen as well. The training remained on the parameters in alignment layer. The experiments were conducted in parallel on three RTX A6000 GPUs. We set the batch size as 6 and a learning rate as 0.0001. In multi-view selection, the size  $k$  of multi-view group was set as 3. We also empirically set  $\tau_h$  as 70% and  $\tau_l$  as 40%.

## 4.3 Multi-view selection

Our model selected images from CLIP embedding. We picked a subset of egocentric images to input VLM. A representative example of each screen type is shown in Fig. 3. We noted that the selected images comple-



mented each other in terms of field of view and spatial features, demonstrating that CLIP was an effective feature extractor for evaluating similarity and selecting views. Moreover, we analyzed the CLIP generated features using t-distributed Stochastic Neighbor Embedding (t-SNE) [36], to visualize the distribution of typical multi-view images. It is observed that not only the features from the same multi-view group is complement to each other but also the features among screen types are distinctive to each other. Such observation lays a foundation of text generation and screen type identification.

#### 4.4 Text generation and screen type identification

We evaluated the generated text description from Llama with the ground truth using BiLingual Evaluation Understudy (BLEU) [37]. BLEU scores evaluate the similarity of the generated description by Llama and the reference caption. A higher BLEU indicates higher similarity to ground truth. BLEU  $N$ , where  $N$  corresponds to contiguous sequences of  $N$  word, indicates an evaluation of quality in a context. In Fig. 4, while value decreases when  $N$  increases, comparatively high BLEU scores are obtained from BLEU 1 to BLEU 4. Moreover, our MV-VLM model was able to generated scene description with logic and smoothness.

Figure 5 shows representative scene descriptions in each screen type categories. Key words from each scene description is highlighted in red and categories to the three screen types (i.e., TV, smartphone, and computer). Our vision language model effectively identified various screen types, their spatial relationships, and action events with objects. For instance, it identified a typical setup in the first row where a TV and a fireplace are typical living room setting. In the second row, it captured a scene of a hand interacting with a laptop, recognizing a person seated in front of the laptop. In the final row, the action of holding a cell phone was precisely detected, along with the accurate identification of a smartphone.

#### 4.5 Comparison with existing methods

To validate the superiority of MV-VLM over existing methods, we compared the performance of identi-

Table 3: Confusion matrix from binary classification. We combine the classes from any type of screen as "screen" and the rest as "non-screen".

		Actual Class	
		Positive (screen)	Negative (non)
Predicted	Positive (screen)	75	10
Classes	Negative (non)	28	41

fying screen types with YOLOv8[33] and single-view vision language model (MiniGPT) [34] in Fig. 4 (b). YOLOv8 is an object detection approach that uses convolution neural network (CNN) as backbone to output the bounding box and screen type. It is currently the state of the art that provides high accuracy in object detection. The performance is around 20% lower than our method in accuracy, indicating that VLM is much powerful than conventional CNN-based approach. As shown in Fig. 5, MV-LVM identified spatial relationship among objects (e.g., objects around the screen) and action events (e.g., holding a phone). The capability of identifying spatial relationship among objects and action events is the key that our approach could outperform conventional CNN-based object detection approach.

MiniGPT took single view image as input and used a pre-trained VLM to generate text followed by the same key word extraction and identification process. The performance of MiniGPT is much worse than proposed method, indicating that it is necessary to retain a VLM model with alignment layer specifically for screen type identification. Importantly, we note a consistently higher of 10% accuracy among all types of screens in Fig. 4 (c). The superiority of our method also demonstrates the need for multi-view processing in vision language model as MiniGPT only process images from single-view. In comparison with other VLM, egocentric image sequences have the advantages of acquiring multi-view images over time for processing. Egocentric images are thus considered as an ideal data source for MV-VLM.

#### 4.6 Ablation study

We conducted an ablation study to investigate the contributions of multi-view and multi-caption elements to detection accuracy. The results are sum-

marized in Table 2. For comparative purposes, we modified two models: 1) we removed the view selection module and directly used a single image as input (denoted by Proposed w/o MV, CLIP); 2) we employed three temporally consecutive images as input instead of using the CLIP framework to select multiple views (denoted by Proposed w/o CLIP). It is important to note that the model without the multi-view functionality differs from the MiniGPT described in the previous section, specifically in its underlying large language model architecture. Both alternative methods showed lower accuracy than the proposed model. Without a sophisticated view selection mechanism, the performance can be comparable (i.e., computer) to or even worse (i.e., smartphone) than that achieved with a single-view approach, particularly for smaller screens whose locations can vary across consecutive images. Overall, the results highlight the importance of both the multi-view structure and the CLIP-based view selection in achieving high identification accuracy for different screen types.

#### 4.7 Binary classification

In behavioral study, it is more important to determine the existence of electronic screens rather than identifying the screen types. To this end, we conducted a binary classification test to evaluate the performance of the MV-VLM in detecting the existence of screens or not. We had 154 groups of multi-view images in the test set. The results, including a confusion matrix, are presented in Table 3. The model achieved an overall accuracy of 75.3%. Notably, we achieved a high sensitivity of 88.2%, indicating a stronger capability in detecting the screen existence with a small fraction of false negative detection.

#### 4.8 Assessment of comfort on wearable device

We conduct an assessment of comfort on the wearable device. As shown in Table 4, the device receives high evaluation scores in movement, and emotional response, anxiety, and harm. The results suggest that the device is comfortable and acceptable for regular use by children. The high scores demonstrate the effectiveness of our tailored design for children, which includes light weight, a magnetic clip mount for secure

Table 4: Assessment of Comfort (All values are out of 10)

Metrics	Mean
Emotion (Is it acceptable for children to wear the sensor?)	8.23
Harm (The sensor does not cause pain or tickling.)	8.36
Movement (The sensor doesn't restrict children's moving.)	9.23
Anxiety (Children feel secure wearing the device.)	8.2

attachment, a smaller and lighter badge-like design, and customized shapes to appeal to children.

## 5 Discussion

In this study, we propose MV-VLM, the first known vision-language model that is deployed for screen type identification. The dual extraction performance distinctly surpasses that of other existing models. The efficacy of MV-VLM in processing and integrating these diverse data types indicates potential utility in applications where comprehensive understanding from multiple perspectives is crucial. Moreover, MV-VLM only requires a minimal amount of training samples, as the training is on the alignment layers and the other models are fine-tuned on a pre-trained models (Swin Transformer and MiniLM). Such feature enhances the feasibility of deploying our model in resource-constrained environments. Besides the data analysis, we also improve the data collection process. Unlike previous studies that collected data from adults in controlled environments, this study focuses on data collected from children in a free-living environments, making the dataset more representative of real-world usage and future behavioral studies. To protect children's privacy, guardians and children may delete images that they feel uncomfortable at the end of data acquisition following conventional protocols in [16, 15].

There are a few limitations of this study. First, we only examine the case of single screen type is involved. We will expand the framework to multi-task classification when multiple screens are involved in sequential images. Second, our data collection has been restricted to indoor environments, which limits the exposure of our model to varied environmental contexts. In future research, we plan to expand our

data acquisition efforts to outdoor settings, thereby enriching the model’s training dataset with a broader range of environmental dynamics. This expansion is anticipated to booster the model’s generalization capabilities and enhance its performance across more diverse real-world scenarios.

To ensure a fair evaluation on the algorithm development, we exclude samples with severe motion blurring and images accidentally covered by clothes or other objects. We consider those images as outliers which do not correspond to features captured by wearable sensors. In the integration of a hardware system, we plan to use accelerometers to inform the exclusion of low quality blurry images and use ambient light sensors to instruct the system that there are occlusion and the multi-view images are not needed. Future study will seek to integrate behavioral research to measurement obtained from MV-VLM. By correlating our model’s outputs with behavioral data, we aim to deepen our understanding of the interactions between environmental contexts and individual behaviors. This approach is promising not only to validate MV-VLM but also to extend to more complex, behaviorally-driven studies.

## 6 Conclusion

We proposed a lightweight and comfortable wearable sensor solution using screen time tracker to monitor children’s screen exposure. We devised a multi-view vision language model to identify existence of screens from egocentric image sequences. We collected data from children’s free living activities. We explored multi-view images to enhance features of screen identification. This multi-view model is integrated with vision language model, generating image descriptions that are related to screen existence. Our experiments indicate superiority in comparison with conventional vision language model and object detection model. Future work will include accumulative measurements of screen time exposure and associate the screen measurements with other factors in behavioral studies.

## 7 Acknowledgment

Research reported in this study was supported by Institute of the National Institutes of Health under

award number R21HD104164. The authors would like to thank Olivia Castro for the assistance in annotation.

## References

- [1] Ramkumar Aishworiya, Iliana Magiati, Desiree Phua, Lourdes M Daniel, Lynette P Shek, Yap Seng Chong, Peter D Gluckman, Michael J Meaney, and Evelyn C Law. Are there bidirectional influences between screen time exposure and social behavioral traits in young children? *Journal of Developmental & Behavioral Pediatrics*, 43(6):362–369, 2022.
- [2] Gui-You Yang, Li-Hua Huang, Katrina L. Schmid, Chen-Guang Li, Jing-Yi Chen, Guan-Hao He, Li Liu, Zeng-Liang Ruan, and Wei-Qing Chen. Associations between screen exposure in early life and myopia amongst chinese preschoolers. *International Journal of Environmental Research and Public Health*, 17(3), 2020. ISSN 1660-4601. doi: 10.3390/ijerph17031056. URL <https://www.mdpi.com/1660-4601/17/3/1056>.
- [3] M. Collet, B. Gagnière, C. Rousseau, A. Chapron, L. Fiquet, and C. Certain. Case-control study found that primary language disorders were associated with screen exposure. *Acta Paediatrica*, 108(6):1103–1109, 2019. doi: 10.1111/apa.14639.
- [4] Lauren Hale and Stanford Guan. Screen time and sleep among school-aged children and adolescents: A systematic literature review. *Sleep Medicine Reviews*, 21:50–58, 2015. ISSN 1087-0792. doi: 10.1016/j.smrv.2014.07.007. URL <https://www.sciencedirect.com/science/article/pii/S1087079214000811>.
- [5] Thomas N. Robinson, Jorge A. Banda, Lauren Hale, Amy Shirong Lu, Frances Fleming-Milici, Sandra L. Calvert, and Ellen Wartella. Screen media exposure and obesity in children and adolescents. *Pediatrics*, 140(Supplement\_2):S97–S101, 2017. ISSN 0031-4005. doi: 10.1542/peds.2016-1758K.

- [6] Sudarat Supanitayanon, Pon Trairatvorakul, and Weerasak Chonchaiya. Screen media exposure in the first 2 years of life and preschool cognitive development: a longitudinal study. *Pediatric Research*, 88(6):894–902, 2020. ISSN 1530-0447. doi: 10.1038/s41390-020-0831-8.
- [7] World Health Organization et al. *Guidelines on physical activity, sedentary behaviour and sleep for children under 5 years of age*. World Health Organization, 2019.
- [8] Russell Viner, Max Davie, and Alison Firth. The health impacts of screen time: a guide for clinicians and parents. *Edinburgh, Scotland: Royal College of Paediatrics and Child Health*, 2019.
- [9] Oriana Perez, Tatyana Garza, Olivia Hindera, Alicia Beltran, Salma M Musaad, Tracey Dibbs, Anu Singh, Shria Chug, Amy Sisson, Anil Kumar Vadathya, et al. Validated assessment tools for screen media use: A systematic review. *Plos one*, 18(4):e0283714, 2023.
- [10] Katherine L Downing, Xanne Janssen, and John J Reilly. Feasibility of wearable cameras to assess screen time and time spent restrained in children aged 3 to 5 years: a study protocol. *BMJ Open*, 9(5), 2019. ISSN 2044-6055. doi: 10.1136/bmjopen-2018-028265. URL <https://bmjopen.bmj.com/content/9/5/e028265>.
- [11] Bethan Everson, Kelly A Mackintosh, Melitta A McNarry, Charlotte Todd, and Gareth Stratton. Can wearable cameras be used to validate school-aged children’s lifestyle behaviours? *Children*, 6(2):20, 2019.
- [12] Jingyi Zhang, Jiaxing Huang, Sheng Jin, and Shijian Lu. Vision-language models for vision tasks: A survey. *IEEE Transactions on Pattern Analysis and Machine Intelligence*, 2024.
- [13] Ross Girshick. Fast R-CNN. In *Proceedings of the IEEE International Conference on Computer Vision (ICCV)*, December 2015.
- [14] Alexey Bochkovskiy, Chien-Yao Wang, and Hong-Yuan Mark Liao. YOLOv4: Optimal speed and accuracy of object detection. *ArXiv*, abs/2004.10934, 2020.
- [15] Paul Kelly, Simon J Marshall, Hannah Badland, Jacqueline Kerr, Melody Oliver, Aiden R Doherty, and Charlie Foster. An ethical framework for automated, wearable cameras in health behavior research. *American journal of preventive medicine*, 44(3):314–319, 2013.
- [16] Mohamed Abul Hassan and Edward Sazonov. Selective content removal for egocentric wearable camera in nutritional studies. *IEEE Access*, 8: 198615–198623, 2020.
- [17] Nanxi Su et al. Assessing personal screen exposure with ever-changing contexts using wearable cameras and computer vision. *Building and Environment*, page 111720, 2024.
- [18] Maryam Sadeghian. *First-Person Parent: A Longitudinal Study Exploring the Role of Wearable Cameras in Parent-Child Interactions*. Diss., Carleton University, 2022.
- [19] Belinda M. Lowe et al. Watching the watchers: Assessing the nature and extent of children’s screen time using wearable cameras. *The New Zealand Medical Journal (Online)*, 136(1578):12–31, 2023.
- [20] Yanhua Chen, Mingtao Pei, and Zhengang Nie. Recognizing activities from egocentric images with appearance and motion features. In *2021 IEEE 31st International Workshop on Machine Learning for Signal Processing (MLSP)*, pages 1–6. IEEE, 2021.
- [21] Inpyo Song et al. Video question answering for people with visual impairments using an egocentric 360-degree camera. *arXiv preprint arXiv:2405.19794*, 2024.
- [22] Marius Bock et al. Wear: An outdoor sports dataset for wearable and egocentric activity recognition.
- [23] Jianing Qiu et al. Indoor future person localization from an egocentric wearable camera. In *2021*

- IEEE/RSJ International Conference on Intelligent Robots and Systems (IROS)*. IEEE, 2021.
- [24] Lingni Ma, Jörg Stückler, Christian Kerl, and Daniel Cremers. Multi-view deep learning for consistent semantic mapping with rgb-d cameras. In *2017 IEEE/RSJ International Conference on Intelligent Robots and Systems (IROS)*, pages 598–605, 2017. doi: 10.1109/IROS.2017.8202213.
  - [25] Abdolrahim Kadkhodamohammadi, Afshin Gangi, Michel de Mathelin, and Nicolas Padoy. A multi-view rgb-d approach for human pose estimation in operating rooms. In *2017 IEEE Winter Conference on Applications of Computer Vision (WACV)*, pages 363–372, 2017. doi: 10.1109/WACV.2017.47.
  - [26] Ying Wang, Yanlai Yang, and Mengye Ren. Lifelongmemory: Leveraging llms for answering queries in egocentric videos. *arXiv preprint arXiv:2312.05269*, 2023.
  - [27] Ying Wang et al. Egocentric video comprehension via large language model inner speech. In *3rd International Ego4D Workshop*, 2023.
  - [28] James F Knight and Chris Baber. A tool to assess the comfort of wearable computers. *Human factors*, 47(1):77–91, 2005.
  - [29] Ze Liu, Yutong Lin, Yue Cao, Han Hu, Yixuan Wei, Zheng Zhang, Stephen Lin, and Baining Guo. Swin transformer: Hierarchical vision transformer using shifted windows. In *2021 IEEE/CVF International Conference on Computer Vision (ICCV)*, pages 9992–10002, 2021. doi: 10.1109/ICCV48922.2021.00986.
  - [30] Jia Deng, Wei Dong, Richard Socher, Li-Jia Li, Kai Li, and Li Fei-Fei. Imagenet: A large-scale hierarchical image database. In *2009 IEEE Conference on Computer Vision and Pattern Recognition*, pages 248–255. Ieee, 2009.
  - [31] Wenhui Wang, Furu Wei, Li Dong, Hangbo Bao, Nan Yang, and Ming Zhou. Minilm: deep self-attention distillation for task-agnostic compression of pre-trained transformers. In *Proceedings of the 34th International Conference on Neural Information Processing Systems, NIPS ’20*, Red Hook, NY, USA, 2020. Curran Associates Inc. ISBN 9781713829546.
  - [32] Hugo Touvron, Louis Martin, Kevin Stone, et al. Llama 2: Open foundation and fine-tuned chat models, 2023.
  - [33] Rejin Varghese and M Sambath. Yolov8: A novel object detection algorithm with enhanced performance and robustness. In *2024 International Conference on Advances in Data Engineering and Intelligent Computing Systems (ADICS)*, pages 1–6. IEEE, 2024.
  - [34] Deyao Zhu, Jun Chen, Xiaoqian Shen, et al. MiniGPT-4: Enhancing vision-language understanding with advanced large language models, 2023.
  - [35] Junnan Li, Dongxu Li, Silvio Savarese, and Steven Hoi. Blip-2: Bootstrapping language-image pre-training with frozen image encoders and large language models. *arXiv preprint arXiv:2301.12597*, 2023.
  - [36] Laurens Van der Maaten and Geoffrey Hinton. Visualizing data using t-sne. *Journal of machine learning research*, 9(11), 2008.
  - [37] Kishore Papineni, Salim Roukos, Todd Ward, and Wei-Jing Zhu. Bleu: a method for automatic evaluation of machine translation. In Pierre Isabelle, Eugene Charniak, and Dekang Lin, editors, *Proceedings of the 40th Annual Meeting of the Association for Computational Linguistics*, pages 311–318, Philadelphia, Pennsylvania, USA, July 2002. Association for Computational Linguistics. doi: 10.3115/1073083.1073135. URL <https://aclanthology.org/P02-1040>.