

Atacamite $\text{Cu}_2\text{Cl}(\text{OH})_3$ in High Magnetic Fields: Quantum Criticality and Dimensional Reduction of a Sawtooth-Chain Compound

L. Heinze,^{1,2,*} T. Kotte,³ R. Rausch,⁴ A. Demuer,⁵ S. Luther,³ R. Feyerherm,⁶
E. L. Q. N. Ammerlaan,⁷ U. Zeitler,⁷ D. I. Gorbunov,³ M. Uhlarz,³ K. C. Rule,⁸
A. U. B. Wolter,⁹ H. Kühne,³ J. Wosnitza,^{3,10} C. Karrasch,⁴ and S. Süllo¹

¹*Institut für Physik der Kondensierten Materie, Technische Universität Braunschweig, 38106 Braunschweig, Germany*

²*Jülich Center for Neutron Science (JCNS) at Heinz Maier-Leibnitz Zentrum (MLZ),
Forschungszentrum Jülich GmbH, 85748 Garching, Germany*

³*Hochfeld-Magnetlabor Dresden (HLD-EMFL) and Würzburg-Dresden Cluster of Excellence ct.qmat,
Helmholtz-Zentrum Dresden-Rossendorf, 01328 Dresden, Germany*

⁴*Institut für Mathematische Physik, Technische Universität Braunschweig, 38106 Braunschweig, Germany*

⁵*Université Grenoble Alpes, INSA Toulouse, Université Toulouse Paul Sabatier, CNRS, LNCMI, 38000 Grenoble, France*

⁶*Helmholtz-Zentrum Berlin für Materialien und Energie, 14109 Berlin, Germany*

⁷*High Field Magnet Laboratory (HFML-EMFL), Radboud University, 6525 ED Nijmegen, The Netherlands*

⁸*Australian Nuclear Science and Technology Organisation, Lucas Heights, NSW 2234, Australia*

⁹*Leibniz Institute for Solid State and Materials Research IFW Dresden, 01069 Dresden, Germany*

¹⁰*Institut für Festkörper- und Materialphysik, Technische Universität Dresden Dresden, 01062 Dresden, Germany*
(Dated: February 26, 2025)

We report an extensive high-field study of atacamite $\text{Cu}_2\text{Cl}(\text{OH})_3$, a material realization of quantum sawtooth chains with weak interchain couplings, in continuous and pulsed magnetic fields up to 58 T. In particular, we have mapped the entropy landscape for fields as high as 35 T and have identified a field-induced quantum critical point at 21.9(1) T for $\mathbf{H} \parallel c$ axis. The quantum critical point separates field regions with and without magnetic order, evidenced by our thermodynamic study and ^1H nuclear magnetic resonance spectroscopy, but lies far below full saturation of the magnetization. Corroborated by numerical results using density-matrix renormalization group (DMRG) calculations, we find this behavior associated with a decoupling of the sawtooth chain into two magnetic subsystems consisting of a spin-1/2 antiferromagnetic Heisenberg chain (backbone of the sawtooth chain) in the presence of an exchange field produced by the remaining field-polarized spins.

Frustrated quantum magnets are inherently characterized by highly degenerate magnetic ground states [1, 2]. These are susceptible to tuning by applied pressure or external magnetic field which may result in a change of effective dimensionality of the underlying spin system. Such tuning can lead to quantum phase transitions from an antiferromagnet to a quantum paramagnet or vice versa [3–6]. The emergent quantum critical points (QCPs) induced by such ground-state tuning are outstanding points in the corresponding phase diagrams: They are accompanied by highly structured entropy landscapes and quantum-critical scaling behavior of thermodynamic quantities [7–9]. In the case of a field-induced QCP, large temperature changes during an adiabatic magnetization can occur [10, 11]. This makes frustrated quantum magnets candidates for application in modern-day low-temperature cooling devices [12–16]. At present, however, there is a substantial lack of knowledge about the driving mechanisms behind the phenomenon of dimensional reduction in frustrated magnetism.

An additional aspect of the effective dimensionality comes into play for material realizations of low-dimensional quantum magnets. The anisotropic orbital arrangements of magnetic and nonmagnetic ions in a crystal can lead to a magnetic system with a coupling motif of effectively lower dimensionality than the three-dimensional (3D) crystal structure. For such low-

dimensional magnets, the magnetic behavior on a low-energy scale is influenced by weak residual exchange interactions, and long-range magnetic order might result at low temperatures (see, for instance, Refs. [17, 18]). This clearly distinguishes real magnets from their purely low-dimensional model counterparts studied theoretically. Thus, investigating the complex entropy landscapes of real quantum magnets in relation to their microscopic properties is crucial for understanding the changes in the effective dimensionality of a spin system. We see this as a special type of a dimensional reduction when the energy scale of the residual couplings is overcome. To date, such a case has neither been thoroughly established nor tested by experiment.

As object of study we choose the antiferromagnetic (AFM) sawtooth chain, or delta chain, a fundamental model in one-dimensional (1D) frustrated quantum magnetism, which has been studied theoretically for decades [10, 19–26]. It is described by the Hamiltonian

$$\mathcal{H} = \sum_{i \text{ odd}} J \mathbf{S}_i \cdot \mathbf{S}_{i+2} + J' (\mathbf{S}_i \cdot \mathbf{S}_{i+1} + \mathbf{S}_{i+1} \cdot \mathbf{S}_{i+2}) - h \sum_i S_i^z \quad (1)$$

where \mathbf{S}_i is the spin-1/2 operator at site i . The exchange interaction J couples the neighboring spins along

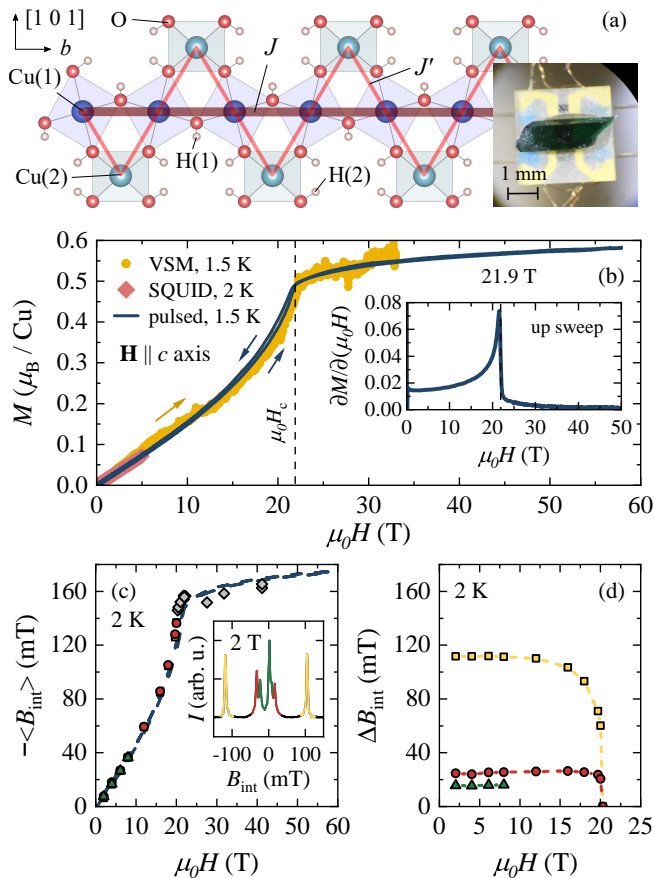


FIG. 1. (a) Sawtooth-chain unit in atacamite (space group $Pnma$) formed by Cu(1) (basal) and Cu(2) (apical) sites; structural data from Ref. [29]. The Cu-O plaquettes are completed as Cu(1)(OH)₄Cl₂ and Cu(2)(OH)₅Cl octahedra [32]. Inset: Atacamite single crystal on a puck for heat-capacity measurements. (b) High-field magnetization for $\mathbf{H} \parallel c$ axis measured using a vibrating sample magnetometer (VSM) in DC fields as well as pulsed-field magnetometry [32]. We used SQUID data for scaling the pulsed-field data. Inset: Field-derivative of the magnetization (pulsed). (c)–(d) ¹H-NMR results for $\mathbf{H} \parallel c$ axis. A typical ¹H-NMR spectrum for the low-field AFM ground state is shown in the inset of (c). The field dependencies of the internal fields B_{int} of the line pairs are plotted as the mean shift of each line pair in (c) and the deviation from this mean value in (d), which represents the local uniform and staggered magnetization within the AFM phase, respectively. The blue dashed line in (c) corresponds to the bulk magnetization from panel (b) scaled by $-0.33 \text{ T } \mu_B^{-1}$.

the basal line of the chain while J' is the exchange interaction between basal (i odd) and apical spins [i even; Fig. 1(a)]. The term $-h \sum_i S_i^z$ accounts for the presence of a magnetic field with Zeeman energy $h = g\mu_B\mu_0 H$. Most notably, the existence of flat magnon bands in the energy spectrum of this model led to the prediction of a number of exotic in-field phenomena such as magnetization plateaus, macroscopic magnetization jumps or novel magnetoelectric effects [20, 23, 24, 26]. As well, a pro-

nounced magnetocaloric effect (MCE) around the field of full field polarization has been predicted by theory [10].

In this Letter, we present the unique case of the frustrated quantum spin system atacamite Cu₂Cl(OH)₃. We recently established this compound as a sawtooth-chain material with small coupling ratio $J'/J \sim 1/3$ and weak residual interchain couplings, which lead to AFM long-range order below $T_N = 8.9(1) \text{ K}$ [27, 28]. Using thermodynamic as well as microscopic probes under high magnetic fields up to 58 T, we demonstrate here that for this compound an applied magnetic field serves as control parameter to tune the system through a QCP at $\mu_0 H_c = 21.9(1) \text{ T}$ ($\mathbf{H} \parallel c$ axis). Associated with this quantum phase transition, we find a reduction of the effective dimensionality of the spin system together with a suppression of long-range magnetic order close to half saturation of the magnetization. This finding is corroborated by numerical results, which show that close to half saturation for the *bare* quantum sawtooth chain with $J'/J = 0.3$, a decoupling of the basal and apical spins into two independent subsystems occurs. Here, the high-field correlations of the basal spins closely resemble those of the spin-1/2 AFM Heisenberg chain. For atacamite, at the QCP the weakly coupled 3D AFM state is replaced by a field-induced quantum spin liquid (QSL) consisting of 1D subunits formed by the basal spins in the spin-polarized background of the apical spins.

Atacamite [29], a dark green mineral, was recently identified as material realization of sawtooth chains of Cu spins [$J = 336 \text{ K}$, $J' = 102 \text{ K}$; Fig. 1(a)] in a weak 3D network of interchain couplings [27, 30]. Experimentally, this material stands out through its unusual high-field magnetization, closely resembling that of a wide 1/2-plateau above a field of 31.5 T for $\mathbf{H} \parallel b$ axis [27]. This magnetization behavior, however, was found to be unrelated to the 1/2-plateau of the quantum sawtooth chain [22]. Here, we will provide evidence that the flattening of the magnetization coincides with the suppression of AFM order with the aforementioned QCP being the low- T endpoint of the AFM phase boundary.

A pronounced flattening of the high-field magnetization $M(\mu_0 H)$ is present also for the experimental geometry $\mathbf{H} \parallel c$ axis, verified using both pulsed and slowly swept external magnetic fields [Fig. 1(b)] [31, 32]. Again, the flattening occurs at $M \sim M_{\text{sat}}/2$. However, for $\mathbf{H} \parallel c$ axis, the magnetization flattens already at 21.9 T [inset Fig. 1(b); critical field determined as the maximal drop of the field derivative of $M(\mu_0 H)$]. This leads to a much easier experimental accessibility of the high-field region, especially in static magnetic fields.

By means of ¹H nuclear magnetic resonance (NMR) spectroscopy in static as well as pulsed fields up to 41 T, we probe the local hyperfine interaction acting on the hydrogen nuclear moments. This provides microscopic insights into the magnetic order and its suppression in atacamite [Fig. 1(c)–(d)]. According to the crystal sym-

metry, we expect two ^1H lines in the paramagnetic state. At 2 K, below T_N , the ground-state NMR spectrum of atacamite reveals seven resonance frequencies (f_{res}). Six resonances are attributed to the H(2) nuclear positions [c.f. inset Fig. 1(c)], while the local symmetry in atacamite prevents further line splitting of the H(1) line in the studied field geometry [32].

Focusing on the H(2) lines, the corresponding internal fields, $B_{\text{int}} = 2\pi/\gamma \times f_{\text{res}} - \mu_0 H$ ($\gamma/2\pi = 42.5774 \text{ MHz/T}$), are pairwise symmetric to zero at low fields, indicating AFM order. We present the field dependence of the obtained internal fields as the mean shift of each line pair $\langle B_{\text{int}} \rangle$ [Fig. 1(c)], and the deviation from this mean value ΔB_{int} [Fig. 1(d)]. The latter represents the staggered magnetization in atacamite imprinted by the two magnetic sublattices. We find that $\langle B_{\text{int}} \rangle$ scales with the magnetization across the entire field range for all pairs [blue dashed line in Fig. 1(c)], confirming the consistency of the ^1H -NMR and magnetization data. ΔB_{int} changes only marginally with field below 16 T. Above 8 T, the two inner pairs can not be resolved. As the field increases further, the NMR line splitting, and hence ΔB_{int} , decreases significantly until all lines merge above 20.3 T, *i.e.*, $\Delta B_{\text{int}} = 0$. Thus, the ^1H -NMR results evidence that the flattening of the magnetization curve at $M \sim M_{\text{sat}}/2$ coincides with the suppression of long-range AFM order.

Next, we investigate the thermodynamic properties of atacamite in the two field regions with and without long-range AFM order by carrying out heat-capacity measurements in static magnetic fields up to 35 T ($\mathbf{H} \parallel c$ axis) and down to ^3He temperatures. The behavior of the magnetic contribution to the specific heat c_{mag} [32], plotted as c_{mag}/T (Fig. 2), can clearly be distinguished into the field region of the AFM phase and that beyond the AFM phase. In the first region below 21.8 T [Fig. 2(a)], we observe the transition anomaly at T_N which shifts towards lower temperatures in applied fields. The field evolution of T_N is equally observed in the temperature-dependent magnetization [32]. Furthermore, in intermediate fields, we observe an enormous sharpening of the c_{mag} -anomaly at T_N , now resembling a first-order phase transition. The maximal c_{mag}/T in 16 T is close to $13 \text{ J mol}^{-1} \text{ K}^{-2}$. For higher fields, the anomaly weakens again. From the heat-capacity results, the phase boundary can be traced down to (1 K, 21.5 T), leading to the conclusion that AFM order is fully suppressed at $\mu_0 H_c = 21.9(1) \text{ T}$. In the second field region above 23 T [Fig. 2(b)], the transition anomaly of c_{mag}/T vanishes and a broad anomaly appears [37]. It is reminiscent of a behavior produced by low-lying spin excitations with a field-dependent energy gap Δ_{PM} .

To establish the entropic landscape in the field-temperature phase diagram of atacamite, we evaluate the magnetic entropy S_{mag} by integration of the specific-heat data as $S_{\text{mag}}(T) = \int_0^T c_{\text{mag}}(T')/T' dT'$ [32]. In Fig. 3, we present a contour plot of $S_{\text{mag}}(T, \mu_0 H)$, thereby

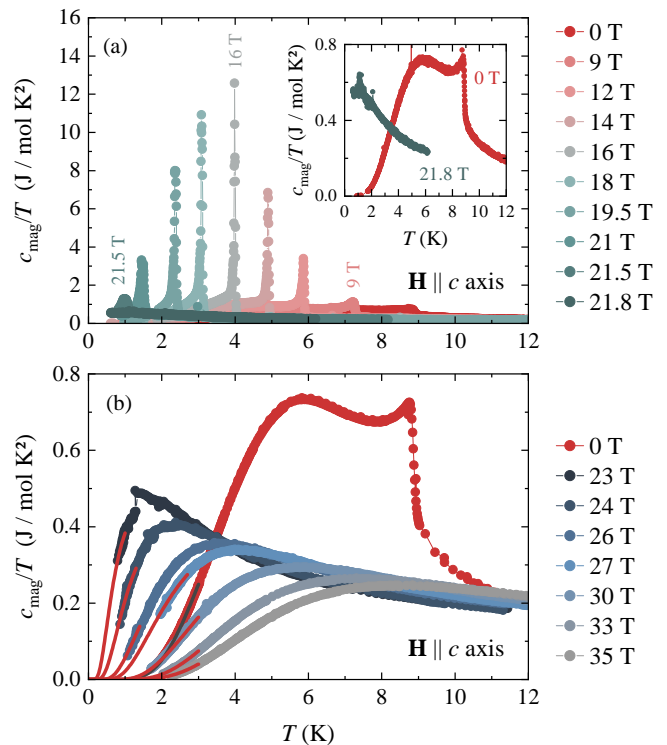


FIG. 2. (a)–(b) c_{mag}/T of atacamite measured in fields up to 35 T ($\mathbf{H} \parallel c$ axis). The inset in (a) shows a zoom-in on the scale of panel (b). Exemplary fits to the low- T data are shown as dark gray (0 T) and red ($\mu_0 H \geq 23 \text{ T}$) curves in (b).

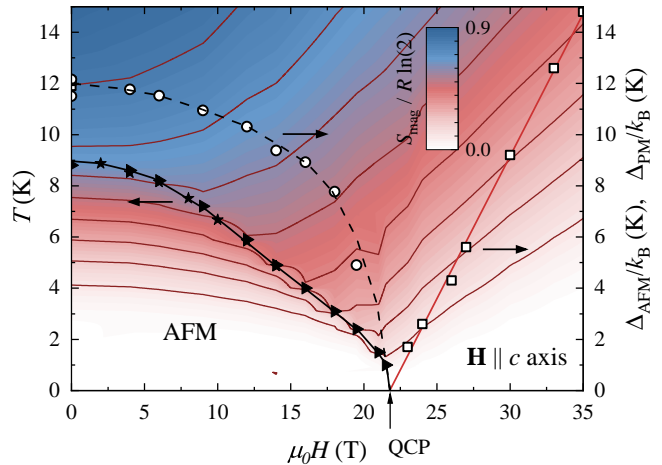


FIG. 3. Entropy landscape $S_{\text{mag}}(T, \mu_0 H)$ ($\mathbf{H} \parallel c$ axis). Dark red curves on the contour are interpolated isentropes with an increment of $0.1 R \ln(2)$. Black symbols denote T_N determined from heat capacity (triangles) and magnetization (stars). White symbols show Δ_{AFM} (circles) and Δ_{PM} (squares) [32]. We fitted Δ_{PM} linearly (red line); see text.

linearly interpolating between the entropy data calculated for a fixed field. We added the T_N values extracted from the maximum of c_{mag}/T as well as the maximum of $\partial M/\partial T$ data [32] to Fig. 3. They denote the AFM

phase boundary. The entropy landscape is highly distorted giving rise to a pronounced MCE upon an adiabatic (de)magnetization [32]. The isentropes run along decreasing temperature when increasing the magnetic field within the AFM phase and along increasing temperature when increasing the magnetic field beyond the AFM phase. A sign change of $(\partial T/\partial(\mu_0 H))_{S_{\text{mag}}}$ occurs at or very close to the AFM phase boundary. This behavior reflects the presence of a field-induced QCP [7–9].

Associated with the occurrence of the QCP at 21.9(1) T is an anomalous evolution of the low-energy spin excitations reflected by the thermodynamic quantities. Below 21.9 T, the suppression of AFM order is reflected by the suppression of a magnon gap Δ_{AFM} in the magnetic insulator atacamite, which we model by fitting the low-temperature specific heat with $c_{\text{mag}} \propto \exp(-\Delta_{\text{AFM}}/k_{\text{B}}T)$ [exemplary dark gray fit curve for 0 T in Fig. 2(b)]. Beyond the field-induced suppression of AFM order, the low-temperature specific heat can again be fitted with $c_{\text{mag}} \propto \exp(-\Delta_{\text{PM}}/k_{\text{B}}T)$ [exemplary red fit curves in Fig. 2(b)]. The field-dependent gap parameters Δ_{AFM} and Δ_{PM} determined this way are included in Fig. 3. Overall, the field evolution of Δ_{AFM} and Δ_{PM} reflects a field-driven closing (Δ_{AFM}) and reopening (Δ_{PM}) of the spin excitation gaps in atacamite at the QCP. Notably, the field evolution of $\Delta_{\text{PM}}(\mu_0 H)$ appears to evolve as $\Delta_{\text{PM}}/k_{\text{B}} = A(\mu_0 H - \mu_0 H_c)$. A corresponding fit yields $A = 1.11(3)$ K/T and $\mu_0 H_c = 21.8(2)$ T [red line in Fig. 3], in full agreement with the field at which the magnetization flattens and AFM order is suppressed.

To account for the emergence of the QCP, we propose the following scenario: The dominant exchange interaction J is between the basal spins [Cu(1)], which form strong antiferromagnetic bonds, while the apical spins [Cu(2)] are only weakly coupled to them by J' . Frustration inhibits a clear alignment of the apical spins with respect to the basal ones and they become more easily polarizable [38]. However, since they also mediate the 3D coupling between the basal chains [27], this coupling is broken once the apical spins become fully aligned in an external field. The behavior beyond the QCP is then characterized by an ensemble of decoupled spin-1/2 AFM Heisenberg chains, formed by the basal spins, in the presence of a field-polarized ensemble of the apical spins.

We present numerical evidence for this scenario by performing density-matrix renormalization group (DMRG) calculations for $L = 200$ sites with periodic boundary conditions (PBC) [38]. Figure 4 shows the spin-spin correlations of the basal spins in different sectors of the total spin up to half saturation. We observe an increasing correlation length with m , and at the point of half saturation the correlations are well-described by a pure spin-1/2 AFM Heisenberg chain. The inset of Fig. 4 shows how the polarization is distributed among the apical and basal sites. For small m , the apical spins are strongly polarized along the field, while the basal spins are at first weakly

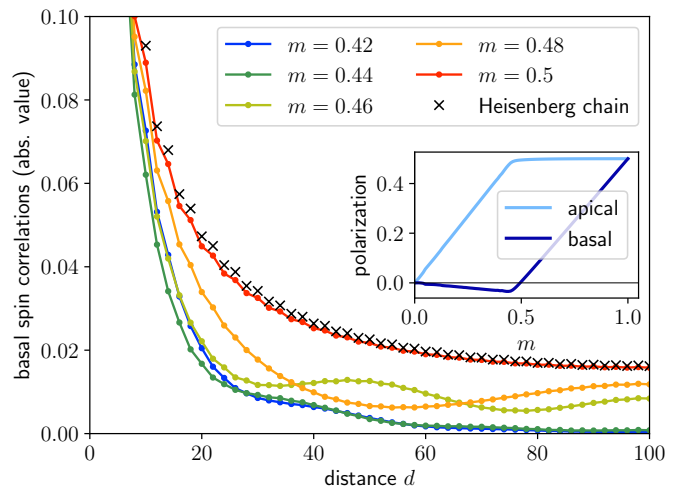


FIG. 4. Basal spin correlations $|\langle \mathbf{S}_i \cdot \mathbf{S}_{i+d} \rangle - \langle \mathbf{S}_i \rangle \cdot \langle \mathbf{S}_{i+d} \rangle|$ (i odd, d even) for a quantum sawtooth chain of $L = 200$ sites (100 unit cells, PBC), $J = 1$, $J' = 0.3$, in various sectors of the total spin $m = S_{\text{tot}}/(L/2)$ up to half saturation $m = 0.5$. The black crosses indicate the values for a pure Heisenberg chain $\mathcal{H} = J \sum_i \mathbf{S}_i \cdot \mathbf{S}_{i+1}$, with the distance d scaled accordingly. Inset: The corresponding polarization $\sum_i \langle S_i^z \rangle$ for the apical (i even) and basal (i odd) sites.

polarized in the opposite direction to optimize their mutual exchange interaction. The polarization of the basal spins passes through zero at half saturation. At the same time, the apical spins become fully saturated, and the two subsystems decouple from each other. A more detailed analysis should explicitly demonstrate the creation of the gap via staggered fields resulting from 3D couplings. We leave this for future work.

Altogether, the following picture for atacamite arises from our investigations: At low temperatures and low magnetic fields, the effective behavior of atacamite is dominated by the residual couplings between the sawtooth chains and long-range AFM order is present. With magnetic field, the suppression of the AFM state reflects that the Zeeman energy overcomes the residual couplings. In result, with the suppression of AFM order, the behavior of a bare sawtooth chain is recovered—in our case this leads to a dimensional reduction at a QCP with the system decoupling into a subsystem of spin-polarized apical spins with a spin gap Δ_{PM} and an AFM spin chain formed by the basal spins. With this, we evidenced—microscopically and macroscopically—a change of the effective dimensionality from a weakly coupled 3D spin system into a 1D quantum spin system.

We acknowledge the support of the HLD-HZDR, the LNCMI-CNRS, as well as the HFML-RU/NWO-I, members of the European Magnetic Field Laboratory (EMFL). This work was partially supported by the DFG under Contract No. SU229/9-2. We acknowledge fruitful discussions with W. Brenig, T. Gottschall, A. Honecker,

M. Jaime and M. Zhitomirsky. We thank G. Paskalis and J. McAllister for supplying us with atacamite crystals used for this study and thank C. Kleeberg for support with orienting the sample used for the heat capacity and NMR measurements at HLD-HZDR. We further thank T. Lampe for the support during the sample preparation, J. Grefe and D. Menzel for assistance with the SQUID measurements, as well as S. Findeisen for his support in implementing the two-axis rotation in the NMR experiments. Fig. 1(a) and Fig. S1 (in Ref. [32]) were drawn using VESTA 3 [39].

L.H. and T.K. contributed equally to this work.

* Corresponding author: l.heinze@fz-juelich.de

- [1] L. Balents, Spin liquids in frustrated magnets, *Nature* **464**, 199 (2010).
- [2] C. Broholm, R. J. Cava, S. A. Kivelson, D. G. Nocera, M. R. Norman, T. Senthil, Quantum Spin Liquids, *Science* **367**, eaay0668 (2020).
- [3] S. Sebastian, N. Harrison, C. D. Batista, L. Balicas, M. Jaime, P. A. Sharma, N. Kawashima, and I. R. Fisher, Dimensional reduction at a quantum critical point, *Nature* **441** 617 (2006).
- [4] O. Rösch and M. Vojta, Quantum phase transitions and dimensional reduction in antiferromagnets with interlayer frustration, *Phys. Rev. B* **76**, 180401(R) (2007).
- [5] M. Skoulatos, M. Månsson, C. Fiolka, K. W. Krämer, J. Schefer, J. S. White, and Ch. Rüegg, Dimensional reduction by pressure in the magnetic framework material $\text{CuF}_2(\text{D}_2\text{O})_2(\text{pyz})$: From spin-wave to spinon excitations, *Phys. Rev. B* **96**, 020414(R) (2017).
- [6] D. Hirai, K. Nawa, M. Kawamura, T. Misawa, and Z. Hiroi, One-dimensionalization by Geometrical Frustration in the Anisotropic Triangular Lattice of the $5d$ Quantum Antiferromagnet $\text{Ca}_3\text{ReO}_5\text{Cl}_2$, *J. Phys. Soc. Jpn.* **88**, 044708 (2019).
- [7] L. Zhu, M. Garst, A. Rosch, and Q. Si, Universally Diverging Grüneisen Parameter and the Magnetocaloric Effect Close to Quantum Critical Points, *Phys. Rev. Lett.* **91**, 066404 (2003).
- [8] M. Garst and A. Rosch, Sign change of the Grüneisen parameter and magnetocaloric effect near quantum critical points, *Phys. Rev. B* **72**, 205129 (2005).
- [9] M. Vojta, Frustration and quantum criticality, *Rep. Prog. Phys.* **81**, 064501 (2018).
- [10] M. E. Zhitomirsky and A. Honecker, Magnetocaloric effect in one-dimensional antiferromagnets, *J. Stat. Mech.: Theor. Exp.* **P07012** (2004).
- [11] A. Honecker and S. Wessel, Magnetocaloric effect in quantum spin- s chains, *Condens. Matter Phys.* **12**, 399 (2009).
- [12] M. Lang, B. Wolf, A. Honecker, L. Balents, U. Tutsch, P. T. Cong, G. Hofmann, N. Krüger, F. Ritter, W. Assmus, and A. Prokofiev, Field-induced quantum criticality – application to magnetic cooling, *Phys. Status Solidi B* **250**, 457 (2013).
- [13] Y. Tokiwa, S. Bachus, K. Kavita, A. Jesche, A. A. Tsirlin, and P. Gegenwart, Frustrated magnet for adiabatic demagnetization cooling to milli-Kelvin temperatures, *Commun. Mater.* **2**, 42 (2021).
- [14] U. Arjun, K. M. Ranjith, A. Jesche, F. Hirschberger, D. D. Sarma, and P. Gegenwart, Efficient Adiabatic Demagnetization Refrigeration to below 50 mK with Ultrahigh-Vacuum-Compatible Ytterbium Diphosphates AYbP_2O_7 ($A=\text{Na}, \text{K}$), *Phys. Rev. Applied* **20**, 014013 (2023).
- [15] U. Arjun, K. M. Ranjith, A. Jesche, F. Hirschberger, D. D. Sarma, and P. Gegenwart, Adiabatic demagnetization refrigeration to millikelvin temperatures with the distorted square lattice magnet NaYbGeO_4 , *Phys. Rev. B* **108**, 224415 (2023).
- [16] N. Reichert, H. Schlüter, T. Heitmann, J. Richter, R. Rausch, and J. Schnack, Magneto- and barocaloric properties of the ferro-antiferromagnetic sawtooth chain, *Zeitschrift für Naturforschung A* **79**, 283 (2023).
- [17] M. G. Banks, R. K. Kremer, C. Hoch, A. Simon, B. Ouladdiaf, J.-M. Broto, H. Rakoto, C. Lee, and M.-H. Whangbo, Magnetic ordering in the frustrated Heisenberg chain system cupric chloride CuCl_2 , *Phys. Rev. B* **80**, 024404 (2009).
- [18] K. C. Rule, M. Reehuis, M. C. R. Gibson, B. Ouladdiaf, M. J. Gutmann, J.-U. Hoffmann, S. Gerischer, D. A. Tennant, S. Süllow, and M. Lang, Magnetic and crystal structure of azurite $\text{Cu}_3(\text{CO}_3)_2(\text{OH})_2$ as determined by neutron diffraction, *Phys. Rev. B* **83**, 104401 (2011).
- [19] K. Kubo, Excited states and the thermodynamics of a fully frustrated quantum spin chain, *Phys. Rev. B* **48**, 10552 (1993).
- [20] J. Schulenburg, A. Honecker, J. Schnack, J. Richter, and H.-J. Schmidt, Macroscopic Magnetization Jumps due to Independent Magnons in Frustrated Quantum Spin Lattices, *Phys. Rev. Lett.* **88**, 167207 (2002).
- [21] S. A. Blundell and M. D. Núñez-Regueiro, Quantum topological excitations: from the sawtooth lattice to the Heisenberg chain, *Eur. Phys. J. B* **31**, 453 (2003).
- [22] J. Richter, J. Schulenburg, A. Honecker, J. Schnack, and H.-J. Schmidt, Exact eigenstates and macroscopic magnetization jumps in strongly frustrated spin lattices, *J. Phys. Condens. Matter* **16**, S779 (2004).
- [23] M. E. Zhitomirsky and H. Tsunetsugu, Exact low-temperature behavior of a kagomé antiferromagnet at high fields, *Phys. Rev. B* **70**, 100403(R) (2004).
- [24] O. Derzhko, J. Richter, and M. Maksymenko, Strongly correlated flat-band systems: The route from Heisenberg spins to Hubbard electrons, *Int. J. Mod. Phys.* **29**, 1530007 (2015).
- [25] A. Metavitsiadis, C. Psaroudaki, and W. Brenig, Enhancement of magnetization plateaus in low-dimensional spin systems, *Phys. Rev. B* **101**, 235143 (2020).
- [26] J. Richter, V. Ohanyan, J. Schulenburg, and J. Schnack, Electric field driven flat bands: Enhanced magnetoelectric and electrocaloric effects in frustrated quantum magnets, *Phys. Rev. B* **105**, 054420 (2022).
- [27] L. Heinze, H. O. Jeschke, I. I. Mazin, A. Metavitsiadis, M. Reehuis, R. Feyerherm, J.-U. Hoffmann, M. Bartkowiak, O. Prokhnenko, A. U. B. Wolter, X. Ding, V. S. Zapf, C. Corvalán Moya, F. Weickert, M. Jaime, K. C. Rule, D. Menzel, R. Valentí, W. Brenig, and S. Süllow, Magnetization Process of Atacamite: A Case of Weakly Coupled $S = 1/2$ Sawtooth Chains, *Phys. Rev. Lett.* **126**, 207201 (2021).
- [28] We determined the Néel temperature $T_N = 8.9(1)$ K on the basis of zero-field neutron diffraction [27].
- [29] J. B. Parise and B. G. Hyde, The structure of atacamite

- and its relationship to spinel, *Acta Cryst. C* **42**, 1277 (1986).
- [30] L. Heinze, R. Beltran-Rodriguez, G. Bastien, A. U. B. Wolter, M. Reehuis, J.-U. Hoffmann, K. C. Rule, and S. Süllow, The magnetic properties of single-crystalline atacamite, $\text{Cu}_2\text{Cl}(\text{OH})_3$, *Physica B* **536**, 377 (2018).
- [31] Y. Skourski, M. D. Kuz'min, K. P. Skokov, A. V. Andreev, and J. Wosnitzer, High-field magnetization of $\text{Ho}_2\text{Fe}_{17}$, *Phys. Rev. B* **83**, 214420 (2011).
- [32] See Supplemental Material at (URL will be inserted by publisher) for additional information on atacamite, the high-field magnetometry, nuclear magnetic resonance spectroscopy, heat capacity measurements, as well as measurements of the MCE. The Supplemental Material includes Refs. [33–36].
- [33] H. Kühne and Y. Ihara, Nuclear magnetic resonance spectroscopy in pulsed magnetic fields, *Contemp. Phys.* (2024), <https://doi.org/10.1080/00107514.2024.2393009>.
- [34] J. Kohlrantz, J. Haase, E. L. Green, Z. T. Zhang, J. Wosnitzer, T. Herrmannsdörfer, H. A. Dabkowska, B.D. Gaulin, R. Stern, and H. Kühne, Field-stepped broadband NMR in pulsed magnets and application to $\text{SrCu}_2(\text{BO}_3)_2$ at 54T, *J. Magn. Reson.* **271**, 52 (2016).
- [35] T. Kotte, H. Kühne, J. A. Schlueter, G. Zwicknagl, and J. Wosnitzer, Orbital-induced crossover of the Fulde-Ferrell-Larkin-Ovchinnikov phase into Abrikosov-like states, *Phys. Rev. B* **106**, L060503 (2022).
- [36] M. Schäpers, H. Rosner, S.-L. Drechsler, S. Süllow, R. Vogel, B. Büchner, and A. U. B. Wolter, Magnetic and electronic structure of the frustrated spin-chain compound linarite $\text{PbCuSO}_4(\text{OH})_2$, *Phys. Rev. B* **90**, 224417 (2014).
- [37] The step in the heat-capacity data recorded at 23 T at ~ 1 K is likely to be caused by a slightly drifting bath temperature during the measurement.
- [38] R. Rausch and C. Karrasch, The non-collinear phase of the antiferromagnetic sawtooth chain, [arXiv:2402.05759 \[cond-mat.str-el\]](https://arxiv.org/abs/2402.05759).
- [39] K. Momma and F. Izumi, VESTA 3 for three-dimensional visualization of crystal, volumetric and morphology data, *J. Appl. Cryst.* **44**, 1272 (2011).