

Document Type Classification using File Names

Zhijian Li Stefan Larson Kevin Leach

Vanderbilt University

{firstname.lastname}@vanderbilt.edu

Abstract

Rapid document classification is critical in several time-sensitive applications like digital forensics and large-scale media classification. Traditional approaches that rely on heavy-duty deep learning models fall short due to high inference times over vast input datasets and computational resources associated with analyzing whole documents. In this paper, we present a method using lightweight supervised learning models, combined with a TF-IDF feature extraction-based tokenization method, to accurately and efficiently classify documents based solely on file names that substantially reduces inference time. This approach can distinguish ambiguous file names from the indicative file names through confidence scores and through using a negative class representing ambiguous file names. Our results indicate that file name classifiers can process more than 80% of the in-scope data with 96.7% accuracy when tested on a dataset with a large portion of out-of-scope data with respect to the training dataset while being 442.43x faster than more complex models such as DiT. Our method offers a crucial solution for efficiently processing vast datasets in critical scenarios, enabling fast, more reliable document classification.

1 Introduction

Classifying massive amounts of documents at scale is often an important yet challenging task, especially at industrial scale, where applications of document classification include sensitive data identification, document review for legal cases, spam and malware flagging, etc. For example, in sensitive data identification, document sensitivity risk scores can be assigned according to type, e.g., `academic_transcript` → sensitive, `medical_intake_form` → sensitive, `press_release` → low-risk, etc.

Typical approaches to document type classification use text-, image-, layout-, and multimodal classifiers (e.g., Li et al. (2022); Huang et al. (2022);

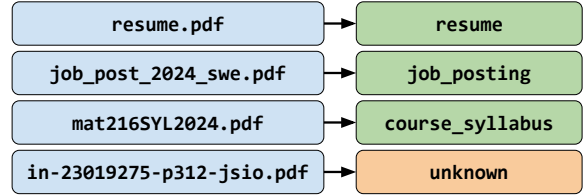


Figure 1: Overview of the file name classification task. An ideal classifier can categorize indicative file names correctly, while also being able to defer predictions on ambiguous file names.

Pham et al. (2022)), but these models can be prohibitively slow at the scale required in many industry settings, as these models must execute sophisticated operations on the contents of a very large quantity of documents. Thus, there is a need for techniques that speed up the document classification pipeline to enable scale.

In this paper, we introduce and investigate the task of classifying documents by type (e.g., resume, press_release, etc.) based on their file names. Figure 1 displays several examples where documents can be categorized based on their file names. An added challenge is to correctly identify cases that are *ambiguous*. Since many file names are *indicative* of their contents (e.g., `john_resume_2024.pdf` → resume), we hypothesize that much simpler classifiers can be trained and used to categorize these documents.

Our experimental result shows that the Random Forest file name classifier with a Trie tokenizer can achieve 99.6% accuracy on the indicative file names and 96.7% accuracy on a dataset distinct from the training dataset with a large portion of out-of-scope documents while deferring less than 80% of the in-scope documents. This Random Forest file name classifier requires only 1.23×10^{-4} seconds per prediction which is 442.43x faster than DiT (Li et al., 2022), an exemplar image-based deep learning model that requires access to each document.

File Name	Indicative or Ambiguous	Type
Cerno-Woodshop-Assistant-Opportunity.pdf	indicative	job_posting
TcallsenResume2020v0710-aem-react.pdf	indicative	resume
The-Willow-Restaurant-Menu-0422.pdf	indicative	restaurant_menu
StJudeNewsRelease2011.pdf	indicative	press_release
MX_7090N_8090N_Spec_Sheet.pdf	indicative	specification
dear-colleague-letter-fda-samhsa.pdf	indicative	letter
BACB_September2023_Newsletter-231201-a.pdf	indicative	newsletter
Intermolecular-USCAN.pdf	ambiguous	press_release
MO_Farmington.pdf	ambiguous	restaurant_menu
12042023-NMPH.pdf	ambiguous	job_posting
p1nbudm3-30-4-6s12.pdf	ambiguous	meeting_minutes
5bba5a94c8f1454f98d7b01be13289b9.pdf	ambiguous	policy

Table 1: Examples of indicative file names and ambiguous file names.

2 Related Work

In this section we discuss prior work on classifying files using file names, and document type classification.

2.1 Classification with File Names

Document type classification via file names is an understudied topic. While prior research on categorizing content via file names has shown promise, it has largely focused on binary classification. For instance, [Al-Nabki et al. \(2023\)](#) proposed an approach to classify Child Sexual Exploitation Material (CSEM) through analyzing the file names and file paths of files when law enforcement officers seize a computer from a CSEM suspect due to the time-consuming nature of traditional and heavy weight models. Similarly, [Jáñez Martino et al. \(2021\)](#) accurately detected spam emails through analyzing email names using a Naive Bayes classifier, and [Nguyen et al. \(2019\)](#) demonstrated that a character-level CNN can accurately classify file names that contain enough information indicative of malware. Additionally, [Sánchez-Paniagua et al. \(2022\)](#) accurately detected phishing URLs using a logistic regression model combined with Token Frequency-Inverse Document Frequency (TF-IDF) feature extraction.

These studies demonstrate that binary classification through file names alone can be effective without deeper analysis of the contents of the files themselves. However, multi-class file name classification tasks, such as document type classification, is still under-researched. Moreover, the issue of handling file names that fall outside the the scope of the classifiers or those that lack clear indicators

for accurate classification has not yet been adequately addressed in the existing literature.

2.2 Document Type Classification

Prior work on document type classification includes the development of large image-, text-, and page layout-based models for categorizing documents, mostly from datasets derived from the IIT-CDIP tobacco corpus (e.g., RVL-CDIP ([Harley et al., 2015](#)) and Tobacco3482 ([Kumar and Doermann, 2013](#))). These large models include the LayoutLM family (LayoutLM ([Xu et al., 2020](#)), LayoutLMv2 ([Xu et al., 2021](#)), LayoutLMv3 ([Huang et al., 2022](#))), DiT ([Li et al., 2022](#)), DocFormer ([Appalaraju et al., 2021](#)), Donut ([Kim et al., 2022](#)), and LayoutLLM ([Fujitake, 2024](#)), etc. However, these models are costly to train and costly to run. Image-based models like CNNs and Transformers must operate on images of document pages, and text- and layout-based models must run on variants of the document from which text has been extracted via Optical Character Recognition (OCR), which adds a layer of complexity for each document that must be classified.

3 Problem Overview

In this study, we examine whether we can efficiently and accurately classify documents only based on their file names. Table 1 shows examples of file names and their categories. To enhance the clarity of our analysis, we distinguish the file names into the two following broad categories:

- **Indicative:** File names that contains the category name, a synonym of that category, or an abbreviation of the category name.

Examples of indicative file names include `john_smith_resume_2024.pdf` (a resume document), `john_smith_cv_2024.pdf` (a resume document, where “cv” is used as a synonym for “resume”), and `RTKRequestForm.pdf` (a form document).

- **Ambiguous:** File names that does *not* contain the category name itself or a synonym of the category name. Examples of ambiguous file names include `20-005-10.pdf` and `document.pdf`. We note that ambiguous file names are—to borrow terminology from [Larson et al. \(2019\)](#)—“out-of-scope” with respect to the in-scope or in-domain file type categories defined in the dataset.

A key aspect of our approach is to determine whether the file name is indicative based on the confidence score associated with the predicted class for that file name. In cases where the confidence is too low, we *defer* the file name. In practice, we would instead use a more complex model at increased computational cost if the file is deferred by the filename classifier. In cases where the confidence score is high enough, we desire a highly accurate class prediction to forego the additional expense of running a deeper, more complex model involving the file’s contents. With a higher confidence threshold, the file name classifiers are more accurate with these predictions, but predicts a smaller portion of all the file names, ultimately adding computational burden to the heavier-duty model in the next stage. We discuss the trade-off and optimal confidence threshold for each file name classifier in Section 6. We also measure the AUROC of the confidence scores between indicative and ambiguous file names to analyze if the file name classifiers can produce confidence scores that differentiate between indicative and ambiguous file names.

In this study, we only evaluate the inference speed of the heavier-duty models as we are interested how much faster the file name classifiers are compared to models such as DiT, rather than trying to outperform the more complex models in accuracy. This study aims to address whether file name classifiers can accurately predict indicative file names. Additionally, we evaluate if file name classifiers predict a large portion of the in-scope data with high accuracy when tested on a dataset containing indicative, ambiguous, and out-of-scope file names.

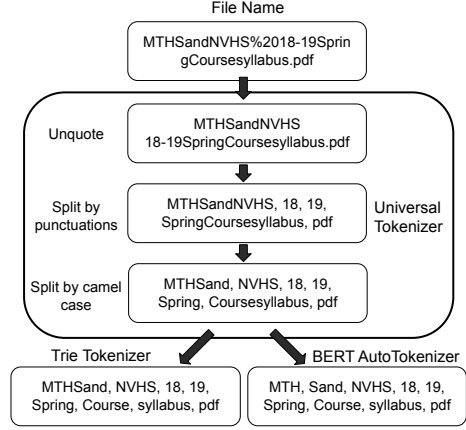


Figure 2: An example of the Universal Tokenizer tokenizes a filename with the Trie Tokenizer and BERT Autotokenizer.

As shown in [Li et al. \(2024\)](#), adding a class of out-of-scope data in training improves classifier robustness when identifying out-of-scope data from the in-scope data. We hypothesize that by populating a new category with the ambiguous file names, coupled with marking predictions for supported categories with low confidence scores as ambiguous file names, the file name classifiers’ prediction accuracy can be improved.

4 Method

In this section, we discuss our approach to leveraging indicative and ambiguous file names to develop a fast, accurate document classification scheme that reduces the overall computation resources required to classify large volumes of documents. Our approach consists of a tokenization scheme for splitting input file names as well as training and evaluating light-weight machine learning pipeline.

4.1 Tokenization

We apply a Universal tokenizer to clean all input file names. Because many file names are gathered from URLs, we first each file name by replacing URL escape sequences (e.g., “%xx”) with the relevant single-character equivalent. We then split the file names by all punctuation characters, white space, and camel case boundaries (i.e., when a lower-case character is immediately followed by an upper-case character).

The Universal Tokenizer is not equipped to handle cases where file names contain words joined together without any punctuation or camel case such as “coursecatalog.pdf”.

From randomly sampling 1,000 file names and annotating the Universal tokenizer’s performance,

we discover that 3.4% file names needs further tokenization.

Figure 2 shows an example where the Universal tokenizer fails to separate “Coursesyllabus” into “Course” and “syllabus,” and additional processing is needed to correctly tokenize this file name.

To improve the tokenization on those file names, we first calculate the Token Frequency-Inverse Document Frequency of every token in relation to the category. After lemmatizing the output tokens with NLTK’s WordNetLemmatizer (Bird and Loper, 2004), tokens with TF-IDF higher than a threshold k are identified as “keywords.” We choose k to be 0.1 in this study. The trade-offs of selecting different value of k is discussed in Section 6.5. The keywords are then added to a trie data structure to create a Trie tokenizer that can effectively locate and split important words that are joined together if the words in the file names are not separated with special characters, whitespace, or camel case. Another approach involves adding the “keywords” to a BERT Autotokenizer (Wolf et al., 2020) using the “add_tokens” function in the Hugging Face library. For example, the Trie or BERT tokenizer will split file names such as “coursecatalog” in “course” and “catalog” to enable effective bag-of-words encoding.

This leaves us with a set of tokens for each file name, allowing us to find indicative cases where the file name makes a clear and straightforward hint as to the underlying document’s class.

4.2 Classification

We use the following text classifiers in our experiments:

Support Vector Machine (SVM), a supervised learning model that classifies data by finding a separating hyperplane that maximizes the margin. We use the linear kernel and the regularization parameter $c = 0.1$ as this combination yields the highest accuracy during our hyperparameter search where we compare the accuracy on the SVMs trained and tested on indicative file names with different kernels and value of c . The SVM model is implemented with Scikit-Learn which uses a one-vs-all approach.

Naive Bayes, a supervised learning model that learns the distribution of inputs by assuming that all the features are independent of each other. We implement this model with Scikit-Learn.

Random Forest, a supervised learning model that aggregates the prediction of many decision

trees to prevent over-fitting. We implement this model with 100 decision trees through Scikit-Learn (Pedregosa et al., 2011).

Extreme Gradient Boosting (XGBoost), a supervised learning model that is implemented with gradient boosted decision trees. It is implemented with the XGBoost library (Chen and Guestrin, 2016).

BERT, a neural network based on a transformer model, capture the context of each word (Devlin et al., 2019). In this study, we fine-tune the BERT-base-uncased model from Hugging Face¹ on the Web Search dataset to classify file names.

When preprocessing the file names, we first use the tokenization technique discussed in Section 4.1. Subsequently, for the SVM, Naive Bayes, Random Forest, and XGBoost classifiers, we encode the file name tokens with a bag-of-words encoding. For BERT, we join the tokens with space and then encode the string with the BERT tokenizer.

4.3 Metrics

For a selected confidence threshold t , we analyze the **prediction accuracy** by calculating $\frac{\#correct}{\#correct + \#incorrect}$, the number of correct predictions divided by the number of file names whose prediction confidence exceeds t . We examine the **prediction rate** by calculating $\frac{\#correct + \#incorrect}{total\#documents}$, the sum of the Correct and Incorrect predictions over the total number of file names.

To analyze the models’ ability to distinguish ambiguous file names from the indicative file names, we calculate the confidence score for each prediction. For BERT, we use the highest softmax confidence score for each prediction (Hendrycks and Gimpel, 2016). For SVM, Naive Bayes, and Random Forest, we use the highest value from the “predict_proba” function through Scikit-Learn. Through calculating the Area Under the Receiver Operating Characteristic curve (**AUROC**) between the indicative file names and the ambiguous file names, we can measure how well the models can distinguish the ambiguous file names through confidence scores and avoid mispredicting file names that do not contain enough information. We note that AUROC has been used in prior work in the document classification space (e.g., Larson et al. (2022)).

¹<https://huggingface.co/google-BERT/BERT-base-uncased>

5 Datasets

In this section we introduce two datasets used as part of our evaluation.

5.1 Web Search Dataset

We collected a dataset with 1,235 PDF files from 15 categories through web searches. A list of these 15 categories is shown in Table 6 in the Appendix.

We considered search prompts of the format:

`<category_name> filetype:pdf`

(where `filetype:pdf` specifies that we desire PDF documents from the web search engine). For example, we gather the PDF files for restaurant menus by searching

`restaurant menu filetype:pdf`.

Then, we manually open the files to verify that they belong to the desired category, and then record the verified document’s file name. We also note that synonyms or related words and phrases are also used when searching for category names. For instance, when searching for restaurant menus, we also searched for “diner menu,” “bar menu,” etc.

The Web Search dataset contains 15 categories, which is similar in number to the RVL-CDIP dataset (Harley et al., 2015) which contains 16 categories. Table 1 displays more examples of indicative and ambiguous file names from this dataset. After manual annotation, we found that our Web Search dataset contains 978 indicative file names and 257 ambiguous file names. This breakdown of file names is used in our methodology to establish a “best-case” performance — for indicative file names, we desire a shallow, low-cost model that accurately classifies the given document into the best predicted category. The ambiguous file names that remain do not contain enough information to successfully classify, thus in practice we want the file name classifiers to defer to the heavier-cost model to analyze the content of those documents.

5.2 Common Crawl Dataset

In our evaluation, we also consider another open source dataset to demonstrate generalizability of our approach. We use a subset of the CC-MAIN-2021-31 dataset, which consists of PDFs, URLs, and metadata of eight million documents collected by Common Crawl from the web in July and August of 2021.² We randomly selected 1,198 documents that contain valid URLs and are in English.

²<https://digitalcorpora.org/corpora/file-corpora/cc-main-2021-31-pdf-untruncated/>

Of these 1,198 file names, there are 266 file names belonging to one of the 15 document type categories defined in the Web Search dataset from Section 5.1, and the remaining 932 file names belong to out-of-scope or categories unknown to the classifier. This distribution of categories for the file names differs from that of the Web Search dataset, and can simulate the robustness of file name classifiers trained on datasets that contain fewer categories and are smaller than the datasets they are tasked to predict when not every category is of interest to be classified.

The correct category of the Common Crawl dataset are obtained by manual annotation by two annotators without considering whether the file name is indicative or ambiguous. When the annotators cannot reach an agreement on the appropriate type, the document is discarded.

6 Experiments

We discuss the experimental results and settings in this section.

SVM, Naives Bayes, Random Forest, XGBoost, and BERT classifiers are trained on only the indicative file names from the Web Search dataset, and evaluated against the rest of the data from the Web Search dataset and the Common Crawl dataset. In an additional experimental set up, all the classifiers are trained on indicative file names and ambiguous file names (the latter being a single additional classification class) from the Web Search dataset and evaluated against both datasets. We perform 5-fold cross validation and calculate the average prediction accuracy and prediction rate of different setups (defined in Section 4.3). The subsections below discuss the accuracy and speed of our file name classifiers, as well as their ability to distinguish ambiguous data.

6.1 Model Accuracy for Indicative File Names

First, we show that our approach can accurately classify indicative file names. Table 2 shows the confidence thresholds and tokenizer combination that maximizes the prediction accuracy of every model while the prediction rate is above 0.8 when tested on only indicative data. Predictions that result in a confidence score lower than the threshold or produce an ‘ambiguous’ label are deferred by the file name classifier. With a prediction rate of 0.805, the Random Forest file name classifier with a Trie tokenizer trained with a negative class produces

Models	Without Negative Class				With Negative Class			
	Tokenizer	Threshold	Accuracy	Rate	Tokenizer	Threshold	Accuracy	Rate
SVM	Trie	0.18	0.933	0.837	BERT	0.50	0.994	0.807
Naive Bayes	BERT	0.15	0.893	0.877	BERT	0.22	0.979	0.803
Random Forest	Trie	0.24	0.941	0.829	Trie	0.62	0.996	0.805
XGBoost	Trie	0.13	0.898	0.895	Trie	0.60	0.993	0.809
BERT	Trie	0.32	0.948	0.803	Trie	0.82	0.992	0.835

Table 2: The confidence threshold value and tokenizer combination that maximizes the prediction accuracy for every model trained with or without a negative class while the prediction rate is above 0.8 for all confidence threshold between 0 and 1 incremented by 0.01, trained and tested on the Web Search dataset.

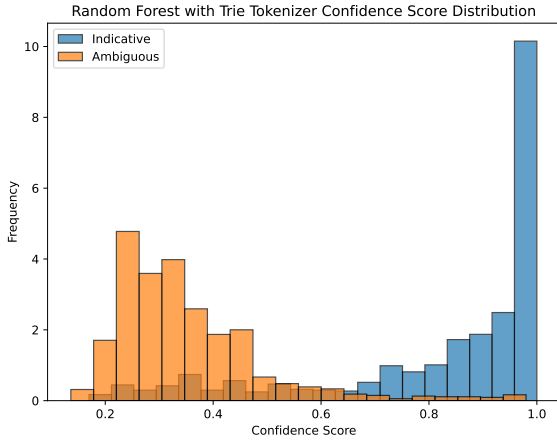


Figure 3: The confidence score distribution for Random Forest classifier with Trie tokenizer on indicative and ambiguous file names from the Web Search dataset.

Tokenizer	SVM	Naive Bayes	Random Forest	XGBoost	BERT
Trie	0.907	0.887	0.930	0.894	0.882
BERT	0.916	0.891	0.927	0.896	0.878

Table 3: The AUROC of confidence scores between the indicative and ambiguous file names for all the classifiers with a Trie or BERT tokenizer.

the highest prediction accuracy of 99.6% showing that this file name classifier can produce accurate predictions for the majority of the indicative data while deferring the rest. SVM, Random Forest, XGBoost, and BERT when trained with a negative class, all achieved above 99% accuracy with a prediction rate above 0.8. When the negative class is not used in training, every model’s prediction accuracy decreases substantially, with the two most accurate classifiers with BERT and Random Forest, achieved 94.8% and 94.1% accuracy, respectively. We observed insubstantial differences in prediction accuracy for every file name classifier with different tokenizers.

6.2 Detection Ability for Ambiguous File Names

We evaluate our file name classifiers against the ambiguous file names and evaluate our model’s robustness predicting ambiguous file names by calculating the AUROC of the confidence scores between the indicative and ambiguous file names. Figure 3 shows minor overlap between the confidence scores for the indicative and ambiguous file names for the Random Forest file name classifier with the Trie tokenizer.

Table 3 displays the AUROC of the confidence scores between indicative and ambiguous file names for all models and each tokenizer. The Random Forest file name classifier with the Trie tokenizer achieves the highest AUROC which shows that this classifier produces confidence scores that best differentiate indicative and ambiguous file names. The differences in AUROC for different tokenizers are also not substantial for all models.

Due to the differences in how we obtain confidence scores for each models, the optimal confidence threshold differs between models. Increasing the confidence threshold increases the prediction accuracy while decreasing the prediction rate. In practice, we must select an appropriate confidence threshold to balance the tradeoff between the prediction accuracy and the fraction of documents accurately predicted as indicative — the documents that are deferred as ambiguous would require further examination using a deeper and more complex model. Thus, the average time and resource expenditure per document classified would increase with the increase in confidence threshold for predicting a document file name as indicative.

Figure 4 shows the prediction accuracy and prediction rate of the Random Forest classifier on all the file names in the Web Search dataset (both indicative and ambiguous) for for all confidence

Models	Without Negative Class			With Negative Class		
	Tokenizer	Threshold	Accuracy	Tokenizer	Threshold	Accuracy
SVM	Trie	0.60	0.748	BERT	0.46	0.931
Naive Bayes	BERT	0.59	0.729	BERT	0.29	0.782
Random Forest	BERT	0.61	0.934	BERT	0.65	0.967
XGBoost	Trie	0.83	0.879	BERT	0.71	0.915
BERT	Trie	0.97	0.866	BERT	0.97	0.842

Table 4: The confidence threshold value and tokenizer that maximizes the prediction accuracy for every model trained with or without a negative class while the prediction rate is above 0.178 for all confidence threshold between 0 and 1 incremented by 0.01. The models are trained on the Web Search dataset and evaluated on the Common Crawl dataset.

thresholds between 0 and 1, in intervals of 0.01 per iteration. Figure 5 shows the overall accuracy and overall time per document required for a Random Forest classifier with the Trie tokenizer trained with a negative class and a DiT model to process all the deferred predictions from the file name classifier tested on the Web Search data including indicative and ambiguous file names. With the assumption that all DiT predictions are correct, overall accuracy is calculated by prediction accuracy \times prediction rate $+$ $(1 - \text{prediction rate})$, and overall time is calculated by average inference time of Random Forest $+$ average inference time of DiT $\times (1 - \text{prediction rate})$. The inference time for each model is discussed in Section 6.4. At a confidence threshold of 0.66, the improvement in prediction accuracy begins to taper off, while the decrease in prediction rate accelerates, and the overall time increases more steeply. This indicates that 0.66 is an optimal confidence threshold for the Random Forest file name classifier.

6.3 Evaluation on Common Crawl Dataset

We train file name classifiers on the Web Search dataset described in Section 5.1 and evaluate our models against the Common Crawl dataset described in Section 5.2.

Recall that 22.2% of the file names in our Common Crawl dataset belong to a category in the Web Search dataset. Without further annotating whether each of those in-scope file names are indicative, we evaluate how accurate our file name classifiers are while predicting at least 80% of the in-scope data, which is 17.8% of all the documents. Table 4 displays the confidence threshold value and the tokenizer that maximizes the prediction accuracy while achieving a prediction rate of at least 0.178. The result displays that the Random Forest classifier with a BERT tokenizer achieves 96.7%

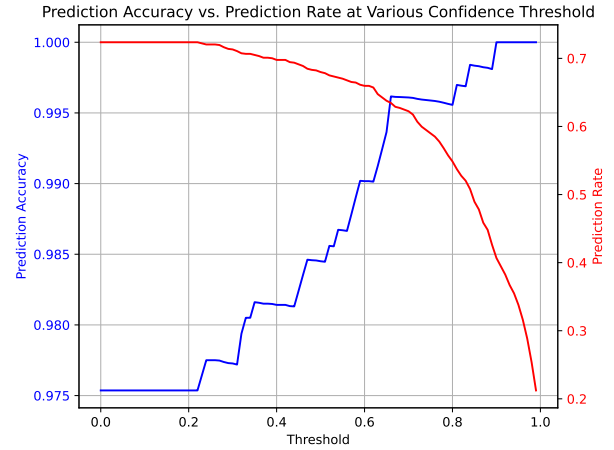


Figure 4: Prediction Accuracy vs Prediction Rate at all confidence score threshold between 0 and 1 in increments of 0.01 for a Random Forest classifier with the Trie tokenizer trained with a negative class predicted on all the file names in the Web Search dataset including ambiguous file names.

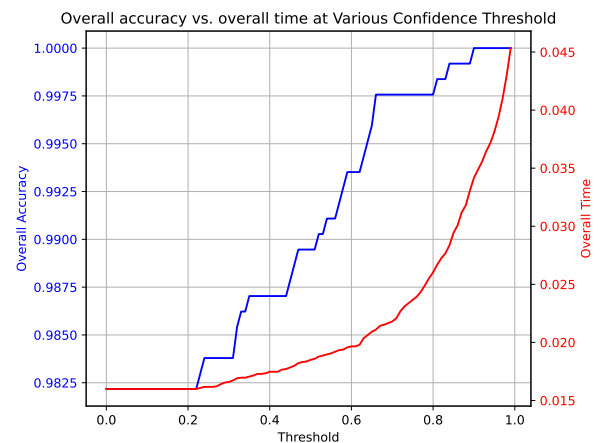


Figure 5: Overall Accuracy vs Overall Time (seconds) at all confidence score threshold between 0 and 1, incremented by 0.01 for a Random Forest classifier with the Trie tokenizer trained with a negative class predicted on all the file names in the Web Search dataset including ambiguous file names, and DiT model to process the documents deferred by the Random Forest model.

SVM	Naive Bayes	Random Forest	XGBoost	BERT
-10.34	-13.34	-8.95	-10.82	-2.79

Table 5: Logarithm of average inference time for SVM, Naives Bayes, Random Forest, XGBoost, and BERT file name classifiers, calculated by applying the natural log to the average inference time in seconds.

prediction accuracy when trained with a negative class, and is the most robust classifier at predicting the Common Crawl dataset. The SVM file name classifier trained with a negative class and the Random Forest classifier trained without a negative class also reached above 93% prediction accuracy with the BERT tokenizer.

The results indicate that the Random Forest file name classifier trained with a negative class can accurately predict the majority of the in-scope documents from a distinctive dataset with a large portion of out-of-scope documents.

6.4 Inference Time

Table 5 shows the file name classifiers’ average log inference time per prediction for each model on a computer with a single 24-core x84_64 CPU and no GPUs.

Among all the models, Naive Bayes was the fastest, with a average log inference time of -13.34 , requiring 1.61×10^{-6} seconds per prediction. The BERT file name classifier’s inference time is substantially slower than all four other models, requiring 6.14×10^{-2} seconds per prediction. The Random Forest classifier that achieved the highest prediction accuracy on both the Web Search dataset and the Common Crawl dataset requires 1.30×10^{-4} seconds per prediction.

In comparison, when used on the same computer as the file name classifiers, the DiT model on average requires 0.0574 seconds per image, and the BERT model that uses the first 512 tokens of a document as input requires 0.0678 seconds per document, both by analyzing the content of the documents instead of the file names. The robust Random Forest file name classifier is 442.43x faster than the DiT model even if the DiT model only processes the first page of every document and is 552.60x faster than the BERT model that processes the content of the documents, offering a dramatic speedup.

6.5 Trade-offs for k Value Selection

In Section 4.1, we mentioned that tokens with TF-IDF larger than k are considered "keywords" and

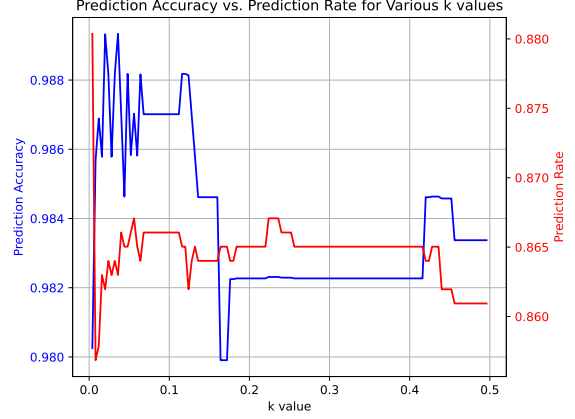


Figure 6: Prediction Accuracy vs Prediction Rate at 0.8 confidence threshold for the Random Forest file name classifier with a BERT tokenizer using various k -values on indicative file names from the Web Search dataset.

added to the tokenizer. We examine the trade-offs for the selection of k value for the BERT tokenizer by comparing the prediction accuracy and prediction rate with various k values. The previous subsections indicate that the Random Forest file name classifier produces the highest prediction accuracy with a fixed minimum prediction rate. Figure 6 displays the prediction accuracy and prediction rate at 0.8 confidence threshold for the Random Forest file name classifiers with k values from 0 to 0.5. For k values between 0.04 and 0.43, the prediction rate remains steady around 0.865 while the prediction accuracy is the highest for k values between 0.025 to 0.132. Thus, a k value should be selected between 0.025 and 0.132.

7 Conclusion

We present a new approach to multi-class document classification that dramatically improves classification efficiency while achieving high accuracy. Our evaluation shows that a Random Forest classifier, when tasked to predict at least 80% of the in-scope data, can achieve 99.6% prediction accuracy on indicative file names when trained and tested on datasets with the same category distribution with a Trie tokenizer. It also achieve 96.7 % prediction on the in-scope file names when trained and tested on data with different distribution of categories with a BERT tokenizer. The Random Forest classifier with a Trie tokenizer can also produce confidence scores that can effectively distinguish indicative and ambiguous file names, resulting in an AUROC of 0.93 for confidence scores between indicative and ambiguous. Meanwhile, the Random Forest classifier is 442.43x faster than the DiT

model, indicating that uses the Random Forest file name classifier can provide a substantial overall speedup in document classification. We hope that our technique and analysis will enable faster and computationally efficient document classifiers without sacrificing on accuracy.

Future Work

In this study, we solely focused on document classification using file names and obtained promising results. We believe file metadata — such as file size, page count, number of images, etc. — can be used along with file names to improve the classifier accuracy without substantial increase in inference time. Future work can investigate the potential benefits of combining metadata with file name to improve classification accuracy and or handle ambiguous data or out-of-scope data more effectively.

References

- MHD Wesam Al-Nabki, Eduardo Fidalgo, Enrique Alegre, and Rocío Alaiz-Rodríguez. 2023. [Short text classification approach to identify child sexual exploitation material](#). *Scientific Reports*, 13(1).
- Srikar Appalaraju, Bhavan Jasani, Bhargava Urala Kota, Yusheng Xie, and R. Manmatha. 2021. [DocFormer: End-to-end transformer for document understanding](#). In *Proceedings of the IEEE/CVF International Conference on Computer Vision (ICCV)*.
- Steven Bird and Edward Loper. 2004. [NLTK: The natural language toolkit](#). In *Proceedings of the ACL Interactive Poster and Demonstration Sessions*.
- Tianqi Chen and Carlos Guestrin. 2016. [XGBoost: A scalable tree boosting system](#). In *Proceedings of the 22nd ACM SIGKDD International Conference on Knowledge Discovery and Data Mining*.
- Jacob Devlin, Ming-Wei Chang, Kenton Lee, and Kristina Toutanova. 2019. [BERT: Pre-training of deep bidirectional transformers for language understanding](#). In *Proceedings of the 2019 Conference of the North American Chapter of the Association for Computational Linguistics: Human Language Technologies (NAACL-HLT)*.
- Masato Fujitake. 2024. [LayoutLLM: Large language model instruction tuning for visually rich document understanding](#). In *Proceedings of the 2024 Joint International Conference on Computational Linguistics, Language Resources and Evaluation (LREC-COLING 2024)*.
- Adam W. Harley, Alex Ufkes, and Konstantinos G. Derpanis. 2015. [Evaluation of deep convolutional nets for document image classification and retrieval](#). In *International Conference on Document Analysis and Recognition (ICDAR)*.
- Dan Hendrycks and Kevin Gimpel. 2016. [A baseline for detecting misclassified and out-of-distribution examples in neural networks](#). In *Proceedings of International Conference on Learning Representations (ICLR)*.
- Yupan Huang, Tengchao Lv, Lei Cui, Yutong Lu, and Furu Wei. 2022. [LayoutLMv3: Pre-training for document AI with unified text and image masking](#). In *Proceedings of the 30th ACM International Conference on Multimedia*.
- Francisco Jáñez Martino, Rocío Alaiz-Rodríguez, Víctor González-Castro, and Eduardo Fidalgo. 2021. [Trustworthiness of spam email addresses using machine learning](#). In *Proceedings of the 21st ACM Symposium on Document Engineering*.
- Geewook Kim, Teakgyu Hong, Moonbin Yim, JeongYeon Nam, Jinyoung Park, Jinyeong Yim, Won-seok Hwang, Sangdoo Yun, Dongyoon Han, and Seunghyun Park. 2022. [OCR-free document understanding transformer](#). In *Proceedings of the European Conference on Computer Vision (ECCV)*.
- Jayant Kumar and David Doermann. 2013. [Unsupervised classification of structurally similar document images](#). In *Proceedings of the 12th International Conference on Document Analysis and Recognition (ICDAR)*.
- Stefan Larson, Gordon Lim, Yutong Ai, David Kuang, and Kevin Leach. 2022. [Evaluating out-of-distribution performance on document image classifiers](#). In *Proceedings of the 36th Conference on Neural Information Processing Systems Track on Datasets and Benchmarks*.
- Stefan Larson, Anish Mahendran, Joseph J. Peper, Christopher Clarke, Andrew Lee, Parker Hill, Jonathan K. Kummerfeld, Kevin Leach, Michael A. Laurenzano, Lingjia Tang, and Jason Mars. 2019. [An evaluation dataset for intent classification and out-of-scope prediction](#). In *Proceedings of the 2019 Conference on Empirical Methods in Natural Language Processing and the 9th International Joint Conference on Natural Language Processing (EMNLP-IJCNLP)*.
- Junlong Li, Yiheng Xu, Tengchao Lv, Lei Cui, Cha Zhang, and Furu Wei. 2022. [DiT: Self-supervised pre-training for document image transformer](#). In *Proceedings of the 30th ACM International Conference on Multimedia*.
- Zhijian Li, Stefan Larson, and Kevin Leach. 2024. [Generating hard-negative out-of-scope data with ChatGPT for intent classification](#). In *Proceedings of the 2024 Joint International Conference on Computational Linguistics, Language Resources and Evaluation (LREC-COLING 2024)*.

Andre T. Nguyen, Edward Raff, and Aaron Sant-Miller. 2019. [Would a file by any other name seem as malicious?](#) In *Proceedings of the IEEE International Conference on Big Data*.

Fabian Pedregosa, Gaël Varoquaux, Alexandre Gramfort, Vincent Michel, Bertrand Thirion, Olivier Grisel, Mathieu Blondel, Peter Prettenhofer, Ron Weiss, Vincent Dubourg, et al. 2011. [Scikit-learn: Machine learning in Python](#). *Journal of machine learning research*, 12(Oct):2825–2830.

Hai Pham, Guoxin Wang, Yijuan Lu, Dinei Florencio, and Cha Zhang. 2022. [Understanding long documents with different position-aware attentions](#). *arXiv preprint arXiv:2208.08201*.

Manuel Sánchez-Paniagua, Eduardo Fidalgo Fernández, Enrique Alegre, Wesam Al-Nabki, and Víctor González-Castro. 2022. [Phishing URL detection: A real-case scenario through login URLs](#). *IEEE Access*, 10:42949–42960.

Thomas Wolf, Lysandre Debut, Victor Sanh, Julien Chaumond, Clement Delangue, Anthony Moi, Pierric Cistac, Tim Rault, Rémi Louf, Morgan Funtowicz, Joe Davison, Sam Shleifer, Patrick von Platen, Clara Ma, Yacine Jernite, Julien Plu, Canwen Xu, Teven Le Scao, Sylvain Gugger, Mariama Drame, Quentin Lhoest, and Alexander M. Rush. 2020. [Transformers: State-of-the-art natural language processing](#). In *Proceedings of the 2020 Conference on Empirical Methods in Natural Language Processing: System Demonstrations*.

Yang Xu, Yiheng Xu, Tengchao Lv, Lei Cui, Furu Wei, Guoxin Wang, Yijuan Lu, Dinei Florencio, Cha Zhang, Wanxiang Che, Min Zhang, and Lidong Zhou. 2021. [LayoutLMv2: Multi-modal pre-training for visually-rich document understanding](#). In *Proceedings of the 59th Annual Meeting of the Association for Computational Linguistics and the 11th International Joint Conference on Natural Language Processing*.

Yiheng Xu, Minghao Li, Lei Cui, Shaohan Huang, Furu Wei, and Ming Zhou. 2020. [LayoutLM: Pre-training of text and layout for document image understanding](#). In *Proceedings of the 26th ACM SIGKDD International Conference on Knowledge Discovery & Data Mining*.

Category
specification
resume
restaurant_menu
price_list
press_release
policy
newsletter
meeting_minutes
map
letter
job_posting
guide
form
course_syllabus
bill_act_law

Table 6: Document type categories used in the Web Search dataset.

A Appendix

Table 6 lists the categories used in the Web Search dataset.

Dataset Availability. We provide both the Web Search and Common Crawl datasets in an anonymous Github repository: <https://github.com/frank7li/Document-Type-Classification-using-File-Names>.