

LaDTalk: Latent Denoising for Synthesizing Talking Head Videos with High Frequency Details

Jian Yang³, Xukun Wang³, Wentao Wang⁴, Guoming Li³, Qihang Fang³, Ruihong Yuan³, Tianyang Wang⁴, and Jason Zhaoxin Fan^{1,2}

¹Beijing Advanced Innovation Center for Future Blockchain and Privacy Computing, Institute of Artificial Intelligence, Beihang University, Beijing, China

²Beijing Academy of Blockchain and Edge Computing, China

³Psyche AI Inc.

⁴The University of Alabama at Birmingham

Abstract—Audio-driven talking head generation is a pivotal area within film-making and Virtual Reality. Although existing methods have made significant strides following the end-to-end paradigm, they still encounter challenges in producing videos with high-frequency details due to their limited expressivity in this domain. This limitation has prompted us to explore an effective post-processing approach to synthesize photo-realistic talking head videos. Specifically, we employ a pretrained Wav2Lip model as our foundation model, leveraging its robust audio-lip alignment capabilities. Drawing on the theory of Lipschitz Continuity, we have theoretically established the noise robustness of Vector Quantised Auto Encoders (VQAEs). Our experiments further demonstrate that the high-frequency texture deficiency of the foundation model can be temporally consistently recovered by the Space-Optimised Vector Quantised Auto Encoder (SOVQAE) we introduced, thereby facilitating the creation of realistic talking head videos. We conduct experiments on both the conventional dataset and the High-Frequency Talking head (HFTK) dataset that we curated. The results indicate that our method, LaDTalk, achieves new state-of-the-art video quality and out-of-domain lip synchronization performance.

Index Terms—Talking Head Generation, Vector Quantisation, Lipschitz Continuity.



1 INTRODUCTION

THE generation of photo-realistic, speech-driven talking head videos holds vast potential across various domains, including film-making [43], virtual reality [44], and the creation of digital avatars [45]. The pinnacle of this endeavor is the synthesis of high-fidelity talking head videos that not only achieve precise lip synchronization but also exhibit a plethora of fine high-frequency details. Such details are crucial for enhancing realism and include, but are not limited to, nuanced elements such as hair, facial wrinkles, moles, eyelashes, and the intricate contours of the lips, among others.

Current one-shot techniques, as demonstrated in [1], [13], [14], [49], [56], have made significant strides in the realm of lip synchronization. Despite these advancements, one-shot methods are prone to generating inconsistent identities across video frames, manifesting as tooth flickering and variable lip thickness. This inconsistency arises from the multi-ID training paradigm, which relies heavily on large scale of talking corpora [12], [61].

To address these limitations, recent NeRF [4]-based approaches [2], [3], [16], [41], [57] have been introduced, showcasing impressive results in preserving high-fidelity identities. However, these methods, which are primarily based on Multilayer Perceptrons (MLPs), encounter challenges in capturing high-frequency details due to the phe-

nomenon known as "spectral bias" [6], [7], [64]. According to recent study of the neural tangent kernel (NTK) [5], [62], the spectral bias is caused by the pathological distribution of NTK's eigenvalues, that most of the eigen values are very small, limiting the convergence speed on high-frequency components. Moreover, except for the convergence difficulty of high-frequency areas in static scenes, on the preservation of temporal consistency during the dynamic scene generation is a notable challenge for NeRF-based models. This is exemplified by recent NeRF-based human avatar methodologies [46]–[48], which continue to confront difficulties in accurately modeling realistic details during motion.

These expressivity limitations prompt us to reconsider the end-to-end generation paradigm adopted in existing literature. Considering the primary drawback of Wav2Lip—namely, mild blurring—we pose the following question: *Can superior audio-driven results be attained through an effective post-processing method that builds upon Wav2Lip?* Our investigation affirms that this is indeed possible. In this paper, we conceptualize the outputs of Wav2Lip as blurred approximations of the ideal output, thereby redefining our task as one of temporally consistent face deblurring. To address this, we initially demonstrate the noise robustness of the Vector Quantised Auto Encoder (VQAE) [8] in the latent space (Section 3). Subsequently, we introduce a codebook regularization loss to augment this noise robustness, facilitating the temporally consistent deblurring of faces.

Corresponding author. Email: fanzhaoxinruc@gmail.com

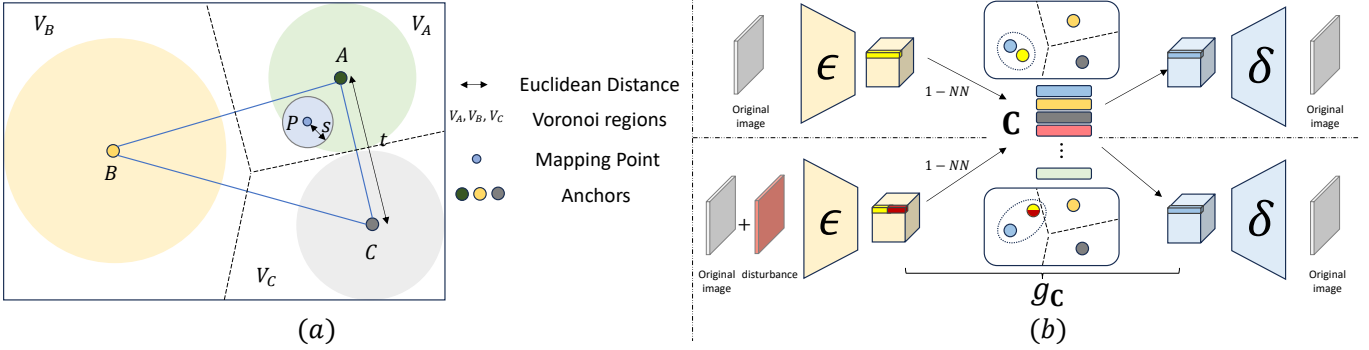


Fig. 1. (a) displays some Voronoi regions in 2D and illustrates the denosing mechanism in VQ space. Specifically, given a mapping point P , there exists an open disk $\{\mathbf{x} \in V_A \cup V_B \cup V_C : \|\mathbf{x} - P\|_2 < s\}$, where any point in the disk has same anchor point A . (b) displays the robustness of VQAE, when mild disturbance of input happens: given image disturbance, the VQ mechanism can match correct codebook vector in latent space, when the impacted vector still belongs to the correct Voronoi latent region (for example the yellow-red vector in figure).

Specifically, we introduce a novel framework, LaDTalk, designed to synthesize high-frequency, identity-specific talking heads with temporally consistent latent denoising. As depicted in Figure 3, LaDTalk leverages the low-resolution audio-driven video $\mathbf{V}_{\text{low}} \in \mathbb{R}^{T \times 3 \times 96 \times 96}$, generated by Wav2Lip [1], as an intermediate representation. We enhance this to recover texture details from the upsampled video \mathbf{V}_{up} , employing a Space-Optimized Vector Quantised Auto Encoder (SOVQAE) to yield a high-quality video \mathbf{V}_{high} .

The SOVQAE model is designed to learn from high-quality talking head videos of a specific identity, adeptly capturing and preserving high-frequency texture information within a discrete codebook. In our framework, we consider \mathbf{V}_{up} as a noisy approximation of \mathbf{V}_{high} . Leveraging the theory of Lipschitz Continuity [9]–[11] in convolutional neural networks (CNNs), we present both theoretical and empirical evidence that the latent embeddings of \mathbf{V}_{up} can be robustly denoised within the discrete codebook space to accurately reconstruct \mathbf{V}_{high} .

Furthermore, we have curated an original High Frequency Talking head (HFTK) dataset, comprising videos with rich textural details. Utilizing this dataset, we illustrate the superiority of our framework in rendering high-frequency facial details, enabling the synthesis of ultra-high-resolution facial images while preserving intricate high-frequency textures. Comprehensive experimental evaluations conducted on both publicly available datasets and our proprietary HFTK dataset substantiate that our LaDTalk framework surpasses existing state-of-the-art methodologies in terms of lip synchronization accuracy and video clarity, along with other quality attributes.

In conclusion, this work presents the following contributions:

- We introduce a novel HFTK dataset, curated specifically for the assessment of high-frequency detail generation in talking faces.
- To our knowledge, this study pioneers the exploration of noise robustness in VQAE through the lens of *Lipschitz Continuity* theory.
- We have developed a SOVQAE that enhances the generation of high-quality talking heads, supported by rigorous theoretical analysis that validates its design rationale.

- We have conducted thorough experiments, demonstrating not only the validity of our approach but also establishing the superiority of LaDTalk over state-of-the-art (SOTA) methods across various metrics.

2 RELATED WORK

2.1 Audio-Driven Talking Heads Generation

One-shot methods, as delineated in [1], [13], [14], [17], [49], [56], [58], [59], harness a plethora of talking video clips to capture the generalizability across multiple faces, thereby attaining commendable lip-synchronization performance. For instance, Wav2Lip [1] pioneers the integration of a lip-sync expert to synchronize audio segments with generated lip movements. DNet [14], in accordance with audio features, induces spatial deformations on reference image feature maps, facilitating few-shot generation capabilities. Additionally, DiffTalk [13] incorporates latent diffusion models [15], while LipFormer introduces a transformer-based framework that synthesizes dubbing faces within a decoupled discrete codebook space.

Despite these advancements, these methods continue to grapple with maintaining identity consistency across video frames. To counter this limitation, one-to-one NeRF-based methods [2], [3], [3], [16], [41], [57], [60] have emerged, focusing exclusively on identity-specific data for training. Although this approach mitigates issues of identity instability, the constrained volume of training data hampers their cross-audio synchronization capabilities.

In this context, GeneFace [16] pioneers a technique that predicts audio-driven face landmarks, subsequently animating Head-NeRF models based on these landmarks. Similarly, SyncTalk [2] enhances the extraction of general audio features through a pre-trained audio encoder [1]. Although these initiatives have successfully bolstered the cross-audio generalization of NeRF methods, instances of cross-audio desynchronization persist.

Building upon the foundational capabilities of Wav2Lip within our pipeline, LaDTalk achieves superior cross-audio synchronization performance characteristic of one-to-one methods. Moreover, our approach also excels in visual quality, attributable to the temporally consistent latent denoising prowess of our Space-Optimized VQAE (SOVQAE).



Fig. 2. Display of the noise robustness performance in *Macron* subject. Please zoom in for better visualization. From top to bottom, there are *Gaussian blurred* video, denoised video by SOVQAE, ground truth video, *Gaussian noised* video and denoised video. For each video, we pick 12 continuous frames clip to demonstrate the temporal-consistency of our method.

2.2 Face Restoration

Blind Face Restoration [22], [32]–[39] endeavors to rectify diverse degradations in facial imagery captured in non-ideal conditions, including compression, blur, and noise. Given the unknown nature of the specific degradations, this task is inherently ill-posed. The prevalent approach to address this challenge is to integrate prior knowledge within an encoder-decoder framework.

For instance, GFPGAN [38] capitalizes on the rich and varied priors inherent in a pre-trained face GAN to facilitate blind face restoration. Yang *et al.* [39] develop a GAN for high-quality face generation, integrating it into a U-shaped DNN as a prior decoder, thereby attaining enhanced face restoration outcomes. Additionally, the VQVAE [8] is frequently employed as a generative prior. Codeformer [38], for example, utilizes a learned discrete codebook prior, reformulating blind face restoration as a code prediction task, which minimizes the uncertainty and ambiguity associated with the restoration process.

In our approach, we harness a well-trained VQAE as a facial prior to enhance high-frequency restoration from low-quality face images. Unlike other methods, we do not introduce an additional network to exploit this prior. Through rigorous theoretical analysis and empirical experiments, we establish that the SOVQAE is an effective module for achieving identity-specific, temporally-consistent face restoration, thereby enabling the generation of high-quality talking faces.

2.3 Vector Quantization (VQ) Family

Initially, Vector Quantization (VQ) emerged as a technique within the Signal Processing community [18]–[21]. Mathematically, VQ maps signal spaces \mathbb{R}^K onto a finite set of Voronoi regions $\{V_n\}_{n=1}^N$, each associated with an anchor vector $\{\mathbf{c}_n\}_{n=1}^N \subset \mathbb{R}^c$:

$$V_n = \{\mathbf{x} \in \mathbb{R}^c \mid |\mathbf{x} - \mathbf{c}_n|_2 \leq |\mathbf{x} - \mathbf{c}_m|_2, \forall m \neq n\}, \quad (1)$$

where $|\cdot|_2$ denotes the Euclidean distance. Recently, Oord *et al.* [8] integrated the VQ operation into generative models, sparking a trend of discrete latent representation in the field [15], [17], [22]–[28]. For instance, Zhou *et al.* [22] trained a GAN-based VQAE to learn high-quality (HQ) face priors for blind face restoration. LipFormer [17] synthesizes talking faces within a pre-learned VQ space of faces. Esser *et al.* [23] proposed an autoregressive transformer model for high-resolution image generation. MSMC-TTS [24] developed a multi-stage, multi-codebook representation for an advanced text-to-speech system.

On one hand, akin to these VQ-based studies, we regard VQAE as a mechanism for learning prior knowledge, effectively encoding high-frequency facial information into a discrete dictionary. On the other hand, in contrast to methods [15], [25]–[28] that employ additional networks to harness this prior, we demonstrate (see Section 3) that VQAE possesses noise robustness, enabling the recovery of high-frequency textures by merely passing low-quality faces through the trained VQAE. This approach renders our method both straightforward and efficacious.

3 LATENT DENOISING MODELING

As previously discussed, the cornerstone of our approach is the inherent noise robustness of VQAE, which enables the temporally consistent recovery of facial details from blurred images. In this section, we provide a detailed demonstration that the noise robustness of VQAEs is an innate quality, and that its noise tolerance is positively correlated with the ratio of the Lipschitz constant of the CNN encoder to the minimal distance of the codebook vectors and the maximal minimal distance from images latent to codebook vectors, denoted as d_C and γ .

As depicted in Figure 1(b), a VQAE is encapsulated by the quadruple $\{\epsilon, \delta, \mathbf{C}, g_C\}$. Here, ϵ represents the CNN encoder that maps the image domain $\mathbb{R}^{3 \times h \times w}$ to the latent space

$\mathbb{R}^{c \times h_o \times w_o}$. The term δ signifies the CNN decoder, which reconstructs the image from the latent representation in $\mathbb{R}^{c \times h_o \times w_o}$. The codebook $\mathbf{C} = \{\mathbf{c}_n\}_{n=1}^N \in \mathbb{R}^{c \times N}$ comprises N anchor vectors. Furthermore, g_C refers to the channel-wise 1-Nearest Neighbor (1-NN) feature matching operation, responsible for the substitution of latent features with their closest anchor vectors within the codebook.

In this section, we prove the existence of noise robustness of VQAE via the Lipschitz Continuity theory, where the definition of Lipschitz continuity is following:

DEFINITION 3.1. A function $f : \mathbb{R}^n \rightarrow \mathbb{R}^m$ is called Lipschitz continuous if there exists a constant L such that

$$\forall x, y \in \mathbb{R}^n, \|f(x) - f(y)\|_2 \leq L\|x - y\|_2. \quad (2)$$

The smallest value of L for which the preceding inequality holds is referred to as the Lipschitz constant of f . This property guarantees that when a small perturbation Δx is applied to x , the resulting impact on $f(x)$ is linearly proportional to $\|\Delta x\|$. This characteristic is more stringent than *uniform continuity* because the Lipschitz constant is independent of specific points in the domain. Additionally, as demonstrated in recent studies [9], [10], the following conclusion can be drawn:

THEOREM 3.2. Given a trained VQAE $\{\epsilon, \delta, \mathbf{C}, g_C\}$, the $\epsilon : \mathbb{R}^{3 \times h \times w} \rightarrow \mathbb{R}^{c \times h_o \times w_o}$ is a map with Lipschitz continuity such that

$$\forall x, y \in \mathbb{R}^{3 \times h \times w}, \|\epsilon(x) - \epsilon(y)\|_F \leq L_\epsilon \|x - y\|_F, \quad (3)$$

where $\|\cdot\|_F$ is the Frobenius norm of matrix and L_ϵ is the Lipschitz constant of ϵ .

We provide the proof in Appendix 7.1. Let $\mathbf{V}_{up} \subset \mathbb{R}^{T \times 3 \times h \times w}$ denote the upscaled version of \mathbf{V}_{low} , where \mathbf{V}_{low} is the output of Wav2Lip. It is evident that each image in \mathbf{V}_{up} can be viewed as a degraded HQ image. Given that the primary defect in \mathbf{V}_{up} is blurring, we naturally assume that this degradation can be modeled as *Gaussian blur*. Therefore, for any $\mathbf{I}_{up} \in \mathbf{V}_{up}$ and $\mathbf{I}_{high} \in \mathbf{V}_{high}$, we assume that $\mathbf{I}_{high} + \mathcal{N} = \mathbf{I}_{up}$ always holds, where $\mathcal{N} = \text{Gaussian_blurring}(\mathbf{I}_{high}) - \mathbf{I}_{high}$ represents the domain gap between HQ images and their blurred counterparts. Consequently, by Theorem 3.2, we derive the following results:

$$\epsilon(\mathbf{I}_{up}) \in \{x \in \mathbb{R}^{c \times h_o \times w_o} : \|x - \epsilon(\mathbf{I}_{high})\|_F \leq L_\epsilon \|\mathcal{N}\|_F\}. \quad (4)$$

This implies that the $\epsilon(\mathbf{I}_{up})$ resides within the interior of a hypersphere, with the point $\epsilon(\mathbf{I}_{high})$ as its center and a radius of $L_\epsilon \|\mathcal{N}\|_F$, in the measure of the Frobenius norm. Furthermore, for each channel of the latent vector, denoted as $\epsilon(\mathbf{I}_{up})_{i,j}$ and $\epsilon(\mathbf{I}_{high})_{i,j} \in \mathbb{R}^c$, we have that:

$$\|\epsilon(\mathbf{I}_{up})_{i,j} - \epsilon(\mathbf{I}_{high})_{i,j}\|_2 < L_\epsilon \|\mathcal{N}\|_F. \quad (5)$$

This further indicates an important and evident fact:

THEOREM 3.3. In a trained VQAE $\{\epsilon, \delta, \mathbf{C}, g_C\}$, we define $d_C = \min\{\|\mathbf{c}_i - \mathbf{c}_j\|_2 : \mathbf{c}_i, \mathbf{c}_j \in \mathbf{C} \text{ and } i \neq j\}$ as the minimal distance between anchors of codebook \mathbf{C} , γ is the maximal distance of training image latent to closest anchor in all channel, and L_ϵ is the Lipschitz constant of ϵ . when $\|\mathcal{N}\|_F < \frac{d_C - 2\gamma}{2L_\epsilon}$ holds, we have:

$$g_C(\epsilon(\mathbf{I}_{up})) = g_C(\epsilon(\mathbf{I}_{high})). \quad (6)$$

This is what we refer to as the *latent denoising* mechanism of the VQAE. Specifically, the anchors $\{\mathbf{c}_n\}_{n=1}^N$ partition the latent domain into N high-dimensional Voronoi regions as defined by Equation (1), as illustrated in Figure 1(a). Suppose the nearest anchor to $\epsilon(\mathbf{I}_{high})_{i,j}$ is \mathbf{c}_n , and V_n is its corresponding Voronoi region. Theorem 3.2 ensures that $\epsilon(\mathbf{I}_{up})_{i,j}$ remains within V_n , provided that $\|\mathcal{N}\|_F < \frac{d_C - 2\gamma}{2L_\epsilon}$ is satisfied, thereby enabling the g_C operation to correctly assign \mathbf{c}_n to $\epsilon(\mathbf{I}_{up})_{i,j}$. This condition is valid for each channel of $\epsilon(\mathbf{I}_{up})$, and thus Theorem 3.3 applies, allowing the decoder δ to generate HQ faces without loss. The complete proof of Theorem 3.3 is detailed in Appendix 7.2.

As depicted in Figure 2, we exhibit the face denoising performance on a brief talking clip, consisting of 12 consecutive frames from the *Macron* subject. Specifically, We display two kind of noise situations: Gaussian blurring and Gaussian noise, which are both usual video degradation. For each frame, we randomly select a 192×192 pixel region and apply *Gaussian blurring* and *Gaussian noising* respectively. To the first degradation, the observed increase in PSNR (from 30.26 in the first row to 35.78 in the second row) substantiates the temporal validity of Theorem 3.3 and corroborates the accuracy of our assumption regarding \mathcal{N} . To the second degradation that is more semantically destructive, our method also achieve remarkable detail recovery ability and temporal-consistency (PSNR increase from 16.08 in the 5-th row to 30.36 in the 4-th row). These observation strongly demonstrate the effectiveness and existence of latent noise robustness of SOVQAE.

The aforementioned theoretical analysis substantiates the existence of a denoising mechanism within the VQAE. In our experiments, we observe that a mere 5 minutes of training data suffices for achieving generalization. Furthermore, Theorem 3.3 posits that the noise tolerance capability is positively correlated with the ratio $\frac{d_C - 2\gamma}{2L_\epsilon}$. To augment this ratio without compromising the denoising efficacy, we introduce an effective regularization loss, as delineated in Equation (11).

4 METHODS

In this section, we introduce the detailed architecture of our LaDTalk. As illustrated in Figure 3, LaDTalk contains two parts: a vanilla Wav2Lip model synthesis lip-synchronized audio-driven LQ talking faces; an optimized VQAE temporal-consistently lifts LQ faces to HQ faces. We detailed introduce each parts in next.

4.1 Vanilla Wav2Lip

As shown in Figure 3(a), Wav2Lip [1] generates accurate lip-sync by learning from a well-trained SyncNet, where aligns the generated low-half faces and audio in semantic space.

SyncNet processes five-frame face sequences (focusing on the lower half) and the mel-spectrogram of a 0.2-second audio segment, given that the training videos are recorded at 25 FPS. The architecture of SyncNet comprises one audio encoder and one face encoder, both of which are stacks of 2D convolutional neural networks. SyncNet is trained to discern the synchrony between the input audio and video, thereby aiding the lip generator training in a contrastive learning framework.

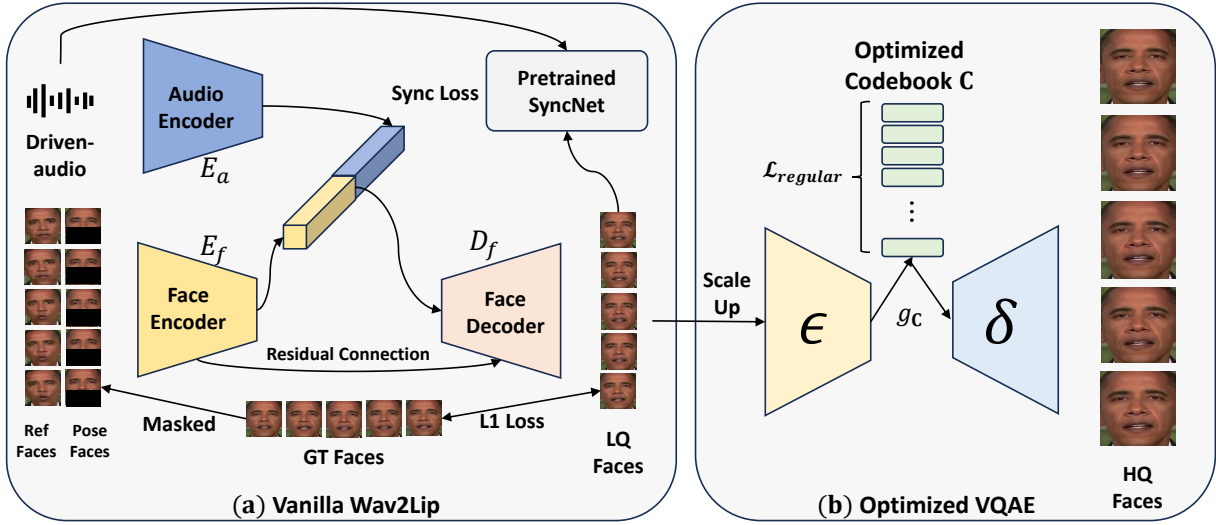


Fig. 3. (a) displays the overview of Wav2Lip [1]. (b) displays how the optimized VQAE processes LQ faces.

To accomplish this, training video segments are stochastically sampled to be either in sync or out of sync with audio segments. The training of SyncNet employs a cosine similarity metric coupled with a binary cross-entropy loss, denoted as $\mathcal{L}_{\text{syncnet}}$. Specifically, let $\mathbf{v} \in \mathbb{R}^D$ represent the face embedding and $\mathbf{a} \in \mathbb{R}^D$ represent the audio segment embedding. The cosine similarity is initially calculated as

$$\text{sim}(\mathbf{v}, \mathbf{a}) = \frac{\mathbf{v} \cdot \mathbf{a}}{\|\mathbf{v}\|_2 \|\mathbf{a}\|_2}, \quad (7)$$

where (\cdot) signifies the dot product of vectors. Subsequently, the binary cross-entropy loss is defined as

$$\mathcal{L}_{\text{syncnet}} = -(y \cdot \log(\text{sim}(\mathbf{v}, \mathbf{a}))) + (1 - y) \cdot \log(1 - \text{sim}(\mathbf{v}, \mathbf{a})), \quad (8)$$

where $\text{sim}(\mathbf{v}, \mathbf{a})$ denotes the likelihood that the input audio-video pair is synchronized. A trained SyncNet is then utilized to impose a penalty on the lip generator for any inaccurate generation during the training phase.

The **Lip Generator**, depicted in Figure 3(a), comprises three main components: an audio encoder E_a , a face encoder E_f , and a face decoder D_f . The audio encoder E_a converts mel-spectrograms of audio into audio features $f_{\text{audio}} \in \mathbb{R}^D$. The face encoder E_f encodes five reference face frames and five pose face frames into face features $f_{\text{face}} \in \mathbb{R}^D$. The reference faces encapsulate essential identity information, such as teeth, lips, and other textures, while the pose faces define the head poses. It is important to note that the lower halves of the pose faces are masked to prevent misleading information regarding the lip region. The unmasked pose faces are the ground truth faces that align with the input audio segment. Additionally, the intermediate features from E_f are integrated into the face decoder D_f through residual connections [40]. The lowest-level feature of D_f is the concatenation of f_{face} and f_{audio} .

The generator is trained to minimize the L1 reconstruction loss between the generated frames \mathbf{F}_{gen} and the ground-truth frames \mathbf{F}_{GT} , given by:

$$\mathcal{L}_{\text{recon}} = \|\mathbf{F}_{\text{gen}} - \mathbf{F}_{\text{GT}}\|_1. \quad (9)$$

Furthermore, to leverage the pretrained SyncNet, five continuous lower half faces and the corresponding 0.2-second audio segment are fed into the pretrained SyncNet. This process minimizes the following expert sync-loss:

$$\mathcal{L}_{\text{sync}} = \mathcal{L}_{\text{syncnet}|y=1}, \quad (10)$$

where $\mathcal{L}_{\text{sync}}$ ensures that the input audio-video pair is synchronized.

This contrastive learning strategy has proven to be effective. According to the statistics from recent papers [2], [3], [16], [41], Wav2Lip continues to achieve the best lip-synchronization performance.

4.2 Space Optimized VQAE (SOVQAE)

The primary limitations of Wav2Lip are its low resolution (96×96) and the associated blurring effects. To address these issues, the SOVQAE is designed to consistently upscale LQ faces to HQ faces. Consequently, the SOVQAE should act as a lossless compression technique for talking faces, equipped with a robust noise tolerance capability.

To overcome the resolution limitation, we employ face detection using S3FD [50], which is also utilized by Wav2Lip, to extract facial regions from a talking head video of a specific identity. These extracted regions are subsequently resized and used to train the VQAE, adhering to the official procedure¹. This method allows the codebook to concentrate on capturing the high-frequency facial components. For given LQ faces, we upscale them to the resolution used during VQAE training before subjecting them to the trained VQAE for latent denoising.

To enhance the noise tolerance ability, according to Theorem 3.3, perfect latent denoising is achievable when $\|\mathcal{N}\|_F < \frac{d_C - 2\gamma}{2L_\epsilon}$, where d_C is the minimum distance between code vectors, γ is the maximal distance for each channel in latent embedding to its closest anchor vector, and L_ϵ is the Lipschitz constant of the encoder ϵ . **Note** that γ is much close to zero, because γ is optimized via VQ

1. <https://github.com/CompVis/taming-transformers>

TABLE 1
The quantitative comparison of different methods on Usual Dataset and HFTK Dataset.

Method	Usual Dataset				HFTK Dataset			
	PSNR \uparrow	FID \downarrow	LSE-C \uparrow	LSE-D \downarrow	PSNR \uparrow	FID \downarrow	LSE-C \uparrow	LSE-D \downarrow
Wav2Lip [1]	34.0979	10.8503	9.077	5.876951	34.65933	17.5281	8.8496	6.8712
DINet [14]	33.9108	9.8385	7.1951	7.4343	34.4849	10.5749	8.3541	7.2340
IP-LAP [56]	34.7263	10.1703	5.1736	8.8160	35.1595	9.9438	8.2604	7.1838
GeneFace [16]	24.8165	21.7084	5.195	-	-	-	-	-
GeneFace++ [57]	31.1164	20.5506	6.8916	7.5014	33.9692	22.3928	4.6112	11.0401
SyncTalk [2]	36.0574	6.4855	7.054	7.282	39.4050	6.5370	7.816	7.715
Wav2Lip+CodeFormer [22]	33.2441	26.3567	9.1739	5.7720	33.7958	16.7215	7.9409	7.2582
Wav2Lip+GFPGAN [38]	33.9803	16.7267	9.0417	<u>5.8144</u>	33.7780	17.2715	<u>8.7940</u>	6.5193
Ours	38.9738	3.4505	8.1274	6.44	39.5454	4.3065	8.1392	<u>6.8438</u>

Best; Second best.

loss (see Equation 12) in training. Hence, it may seem optimal to maximize d_C while minimizing L_ϵ . However, this is theoretically infeasible because, as demonstrated in the proof of Theorem 3.2, L_ϵ is positively correlated with the operation norm of convolutional kernels, implying that minimizing L_ϵ equates to L2/L1 parameter regularization [42]. Such regularization would globally compress the latent distribution, consequently compressing the distribution of anchors in the codebook \mathbf{C} and reducing d_C .

Experimentally, we find a practical solution is to locally constrain the minimum d_C with a given upper bound. Thus, the regularization loss we propose is:

$$\mathcal{L}_{\text{regular}} = \|d_C - \theta\|_2, \quad (11)$$

where θ represents the given upper bound. Our ablation study indicates that this regularization strategy effectively improves local noise robustness while maintaining global robustness.

In addition to this regularization loss, the complete loss function of SOVQAE comprises L2 reconstruction loss, VQ loss [23], perceptual loss, and GAN loss with a patch-based discriminator [63]. And the VQ loss is following:

$$\mathcal{L}_{\text{VQ}}(\epsilon, \delta, \mathbf{C}) = \|x - \hat{x}\|_2^2 + \|\text{sg}[\epsilon(x)] - g_C(\epsilon(x))\|_2^2 + \|\text{sg}[g_C(\epsilon(x))] - \epsilon(x)\|_2^2, \quad (12)$$

where x is the input image, $\hat{x} = \delta(g_C(\epsilon(x)))$ is the reconstructed image, $\text{sg}(\cdot)$ denotes the stop-gradient operation following [23]. The later two components of Equation 12 indeed optimized the γ .

5 EXPERIMENTS

Dataset. For comparative analysis, we employ the same set of four meticulously edited video sequences utilized in previous works [3], [16], [41], encompassing both English and French dialogues. The average duration of these videos is approximately 8,843 frames. We refer to this collection as the **Usual Dataset** to differentiate it from our proprietary **HFTK dataset**. The HFTK dataset comprises four talking head videos, characterized by their rich textures and high resolution. The average length of these videos is around 11,000 frames. All videos are centered on individual characters and captured at a frame rate of 25 FPS. Consistent with prior research, we adopt a train-to-test split ratio of 10 : 1.

Comparison Baselines. We conducted a comparative analysis of our method with a total of three one-to-all approaches, which include Wav2Lip [1], DINet [14], IP-LAP [56], and three one-to-one NeRF-based methods, namely SyncTalk [2], GeneFace [16] and GeneFace++ [57]. Furthermore, to underscore the significance of our identity-specific face restoration concept, we established two post-processing baselines using Codeformer [22] and GFPGAN [38].

Implementation Details. In our experiments, we configured the codebook with $c = 256$ channels and a size of $N = 1024$. For the Usual Dataset, we trained the optimized VQAE on face crops resized to a resolution of 256×256 pixels, completing 50 epochs using an NVIDIA 4090 GPU, which amounted to 8.5 GPU hours. For the HFTK Dataset, the face crops were resized to a higher resolution of 512×512 pixels, and the model was trained for 50 epochs on the same hardware, consuming 34 GPU hours. We utilized a downsampling factor of $h_o = h/16$ and $w_o = w/16$. Additional details regarding the network architecture are presented in our Appendix 7.3. The foundational Wav2Lip model employed in our experiments is a pretrained version sourced from the official repository². For the regularization loss defined in Equation 11, we have empirically set $\theta = 1$.

Evaluation Metrics. To assess the quality of the generated images, we employ the Peak Signal-to-Noise Ratio (PSNR) and the Frchet Inception Distance (FID) [51] as metrics. For evaluating lip synchronization, we utilize the Lip Sync Error Confidence (LSE-C) and Lip Sync Error Distance (LSE-D) scores. Furthermore, to assess the generalizability of our methods, we conduct additional tests using a set of out-of-domain (OOD) audio. This OOD audio comprises 10 diverse voice samples, spanning various languages and genders.

Sliding Evaluation. In our experiments, we have observed that the generated video lengths from various methods [1], [2], [14], [16], [41] are not only disparate but also consistently shorter than those of the ground truth videos. Directly assessing image quality in conjunction with video duration could potentially diminish the perceived performance of these methods. To address this issue, we introduce a Sliding Evaluation technique. As illustrated in Figure 4, this approach treats the generated video sequence as a dynamic sliding window, calculating the average image quality across all frames captured within the window. The

2. <https://github.com/Rudrabha/Wav2Lip>

TABLE 2

There are 10 cross-lingual and cross-gender 20 second audios in OOD audio-driven experiment. We use different audios drive same subject and calculate LSE-C and LSE-D metrics.

Method	Wav2Lip [1]		DINet [14]		IP-LAP [56]		GeneFace++ [57]		SyncTalk [2]		Ours	
	LSE-C \uparrow	LSE-D \downarrow	LSE-C \uparrow	LSE-D \downarrow	LSE-C \uparrow	LSE-D \downarrow	LSE-C \uparrow	LSE-D \downarrow	LSE-C \uparrow	LSE-D \downarrow	LSE-C \uparrow	LSE-D \downarrow
1	6.8525	7.8869	4.7768	8.9890	4.4024	9.3161	4.8974	8.9521	4.2177	9.28129	6.2354	8.0987
2	6.4743	7.5585	4.3692	9.0287	4.1531	8.6423	4.6195	8.7908	4.6328	8.0043	5.9480	7.6968
3	8.3255	7.0944	5.6343	8.6510	4.8950	9.1588	5.1553	8.8068	6.3866	8.0077	7.4764	7.5445
4	7.4911	7.2461	4.2127	8.5808	4.8710	8.6493	3.9984	8.2326	5.7213	7.8372	6.7817	7.5449
5	6.6853	7.6216	6.1828	8.5279	3.8994	9.4514	5.9873	8.5823	4.4513	8.8178	6.0246	7.9151
6	7.6991	7.1933	6.2382	7.9339	5.1737	8.5354	5.9934	7.7590	6.0401	7.1978	7.1988	7.3960
7	7.7689	7.0494	4.6975	8.7730	4.6781	9.2968	5.0774	8.3832	5.4807	8.2488	7.2357	7.1888
8	7.5001	7.0579	5.5323	8.3505	4.5502	8.9811	5.9367	7.8090	5.4721	7.9490	6.8894	7.2750
9	8.0143	6.9209	5.0672	8.8984	4.7241	9.2790	5.5664	8.6923	5.7529	7.7905	6.9524	7.5649
10	4.4470	7.8925	5.5989	8.1889	2.4123	9.2861	6.2121	7.9188	2.9075	7.3401	3.7788	8.4436
average	7.1258	7.3521	5.2310	8.5922	4.3759	9.0596	5.3445	8.3927	5.1063	8.0474	6.4521	7.6668

Best; Second best.

window progressively moves along the timeline, and the maximum value obtained from these iterations is adopted as the final evaluation outcome. We apply this Sliding Evaluation method to all PSNR and FID results to evaluate different methods, thus ensuring a more holistic and equitable assessment.

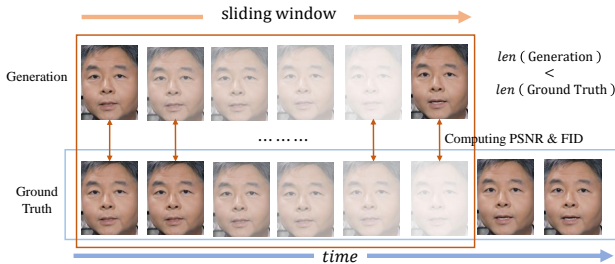


Fig. 4. Illustration of our Sliding Evaluation method.

5.1 Quantitative Comparison

For a more exhaustive evaluation, our quantitative assessment is divided into two segments: 1) In accordance with prior research [2], [16], we evaluate image quality and lip-synchronization performance under original audio-driven conditions; 2) Out-of-Distribution (OOD) audio-driven comparison, where we contrast lip-synchronization with state-of-the-art (SOTA) methods to underscore the superior cross-audio generalizability of our approach, a critical application scenario. The former assesses identity preservation, while the latter evaluates audio generalization capabilities.

Comparison with End-to-End Methods. As detailed in Table 1, on the Usual Dataset, our method secures the highest scores for both PSNR (38.9738) and FID (3.4505), signifying that we achieve state-of-the-art image quality for generated videos. This advancement is credited to the SOVQAE, which retains high-frequency texture details in the codebook and consistently recovers facial textures from low-quality faces. In terms of lip-synchronization, we outperform all one-to-one methods and some one-to-many methods (excluding our foundational model), a testament to Wav2Lip’s robust audio-lip alignment capability. Although our method moderately reduces the lip-synchronization performance of the foundational model, the substantial enhancement in visual quality justifies this trade-off as valuable and insightful. Similar outcomes are observed in the HFTK dataset, where our method delivers top-tier visual performance (PSNR of

39.5454 and FID score of 4.3065), along with commendable lip-synchronization scores (LSE-C of 8.1392 and LSE-D of 6.8438).

Comparison with Post-Process Methods. For a comprehensive analysis, we also juxtapose our method with recent blind face restoration SOTA techniques. As illustrated in Table 1, our method surpasses two post-process baselines in video quality. This advantage stems from the fact that Codeformer and GFPAN are tailored for blind face restoration, and their face prior learning from out-of-distribution multi-face datasets results in information leakage, leading to identity errors. Moreover, their image-by-image training strategy is not optimal for video scenarios, causing frame-wise flickering, which significantly detracts from the final video fidelity. Although they maintain the lip-synchronization performance of the foundational model, their subpar visual fidelity limits their applicability to talking head scenarios. These findings strongly affirm the efficacy of our post-process approach for talking head tasks.

Comparison on Out-of-Distribution (OOD) Audio Driving. In the industry, the voice generalization capability of a talking head model is crucial for its application. Methods such as SyncTalk, GeneFace, and GeneFace++ have made significant progress on this subtask. However, we have observed that their voice generalization capabilities are still not in line with application requirements, and the Wav2Lip model continues to achieve state-of-the-art (SOTA) performance in this subtask. To demonstrate the superior voice generalization of our method, we compared it with the recent SOTA on the OOD audio-driving task.

The results, as presented in Table 2, offer the following insights into the OOD audio-driven situation:

- 1) Wav2Lip maintains its optimal results on both LSE-C and LSE-D metrics, reaffirming its status as the current SOTA.
- 2) Our method achieves the second-best performance, with 6.4521 in LSE-C and 7.6668 in LSE-D, indicating a strong generalization capability across diverse voice characteristics.
- 3) Our method substantially surpasses other methods such as SyncTalk (5.1063 in LSE-C and 8.0474 in LSE-D), GeneFace++ (5.3445 in LSE-C and 8.3927 in LSE-D), IP-LAP (4.3759 in LSE-C and 9.0596 in LSE-D), and DINet (5.2310 in LSE-C and 8.5922 in LSE-D), showcasing its competitive edge in voice generalization.




Fig. 5. In this qualitative analysis, we compare facial synthesis across various methodologies. Our approach delivers the most lifelike renditions of lip movements and facial expressions, circumventing the common pitfalls of end-to-end methods—namely, the blurring effect—and avoiding the identity alterations that can occur with pre-trained post-processing methods. The upper section of our comparative visualization presents a curated selection of discrete keyframes, each illustrating the performance of different methods on distinct identities. The lower section offers a detailed examination of the per-frame consistency by showcasing a sequence of five consecutive frames from the ‘*Macron*’ subject, each processed by different post-processing methods. For an optimized visual assessment, we encourage the reader to zoom in on the figures for enhanced clarity.

The ability to generalize to OOD audio is essential for creating talking head models that can be deployed in various real-world scenarios. Our method’s performance on this front indicates that it can adapt to different voices while maintaining lip synchronization, a critical factor for realistic video generation. These observations suggest that our method effectively inherits the SOTA audio generalization capability

of Wav2Lip and validate the feasibility of the Wav2Lip-based post-process approach. The results also highlight the importance of further research into voice generalization to meet the evolving demands of industry applications.

5.2 Qualitative Comparison

To provide a more intuitive assessment of image quality, we present a comparative analysis of our method alongside alternative approaches in Figure 5. Specifically, we contrast our method with both end-to-end methodologies, including Wav2Lip [1], SyncTalk [2], IP-LAP [56], and DiNet [14], as well as two post-processing techniques, GFPGAN [38] and CodeFormer [22].

In the **upper half** of Figure 5, the visual comparison reveals that our method excels in capturing high-frequency facial details. SyncTalk, a state-of-the-art (SOTA) NeRF-based method, struggles to maintain high-frequency facial information in dynamic scenes, as evidenced by the blurring in the mouth and teeth regions of the 4th column in Figure 5. This limitation stems from the constrained expressivity of high-frequency details in NeRF methods. In stark contrast, our method more effectively retains these textures, resulting in enhanced fidelity. This improvement is primarily due to the Space-Optimized VQAE (SOVQAE) employed in our pipeline, which adeptly restores high-frequency information specific to an individual’s identity from video sequences. When compared to Wav2Lip, our method not only successfully retains lip shape but also achieves more realistic facial textures, indicating superior fidelity. Similar observations are noted in the 5th and 6th columns of the figure. Furthermore, in the final two columns, it is apparent that the two post-processing baselines alter the subject’s identity due to information leakage from the large-scale out-of-distribution (OOD) faces dataset [52]. This observation underscores the necessity of our identity-specific restoration approach.

In the **lower half** of Figure 5, we present a continuous sequence of five frames from various methods to demonstrate the comparative identity retention capabilities. This section particularly highlights the diminished identity retention of the ‘Wav2Lip + previous face restoration model’ pipeline in contrast to the robust identity stability of our proposed pipeline. It is observable that both baseline methods exhibit noticeable identity changes, a consequence of incorporating a substantial number of out-of-distribution (OOD) faces within their training datasets. Additionally, the design of their networks, tailored for single-image restoration and trained on a diverse array of facial images, leads to identity instability. This is exemplified by the inconsistent tooth shape and variable light reflections within the eye region across the continuous frames. In direct contrast, our pipeline maintains identity fidelity and stability in facial restoration, as evidenced by the consistent tooth shape and other facial features.

In summary, the qualitative comparison underscores that our method surpasses all compared methods in terms of facial texture and lip-synchronization, thereby affirming the efficacy of our post-processing strategy. **Note** we remove partly qualitative comparison of HFTK in our *Supplemental materials* as the authorization problem.

5.3 Ablation Study

In this study, we introduce a novel approach to audio-driven talking head synthesis, diverging from the conventional end-to-end paradigm. Our method focuses on generating

realistic talking heads through a temporally-consistent post-processing framework. Both our quantitative and qualitative experiments have illustrated the merits of this innovative concept. In the subsequent section, we conduct an ablation study to further substantiate the indispensability of each component within our pipeline.



Fig. 6. Ablation study of the regularization loss. Without this loss will lead to random noises (see red boxes).

VQ Regularization Loss. As previously discussed, in practical applications, training without regularization on the VQ codebook can sometimes result in a decrease in noise robustness due to the stochastic optimization of the codebook. To illustrate the efficacy of Equation 11 in stabilizing this robustness, we conducted a comparison between the VQAE with and without codebook optimization. As shown in Figure 6, the absence of our regularization loss introduces numerous artifacts in the final video, attributable to errors in latent matching.

Length of training videos. An essential inquiry pertains to the optimal length of video required to train a sufficiently expressive Vector Quantised Auto Encoder (VQAE) to support our method in achieving realistic and temporally consistent denoising performance. To address this question, we experimentally varied the length of the training video for the VQAE and assessed the corresponding impact on performance. The findings, as detailed in Table 3, yield the following insights:

- 1) Utilizing longer training videos enhances the audio-driven performance of the Space-Optimised VQAE (SOVQAE).
- 2) A training video of 5 minutes is sufficient to generate realistic talking head videos with our method, suggesting that our approach possesses comparable data requirements to those of NeRF-based methods.

5.4 Discussion

Limitations. In comparison with existing methods, our approach has a notable limitation in terms of computational requirements for both training and inference phases. While NeRF-based methods such as SyncTalk [2] and GeneFace++ can achieve real-time inference, our method operates at a 1:1.2 inference ratio on an Nvidia 4090 GPU when processing videos at 25 FPS, which indicates that it does not yet meet the criteria for real-time performance. Additionally, our training demands are more substantial; for instance, to train our model on 5 minutes of talking head video data, we require

TABLE 3

Ablation study on length of training video. **Note** that we only compute the PSNR for the **Mouth** region in this experiment. We conduct this experiment on *Macron* for more comprehensive study, since it is the longest video in Usual dataset.

Length of video	1	2	3	4	5	6	Full (8'40")
LSE-C \uparrow	6.4420	6.9288	7.0556	6.9871	7.1377	7.3170	7.2912
LSE-D \downarrow	7.2267	6.6919	6.4644	6.5941	6.5378	6.5669	6.3571
Mouth PSNR \uparrow	29.5289	30.4725	31.0795	31.7604	32.3984	32.2013	32.48622

approximately 8.5 GPU hours using an NVIDIA 4090 GPU. These computational demands highlight areas for potential future optimization.

Boarder Impact. In contrast to traditional end-to-end frameworks, our method generates realistic talking head videos through a temporally-consistent post-processing approach. From an alternative viewpoint, we also highlight the potential of harnessing the robust lip synchronization capabilities of a pretrained Wav2Lip model. This suggests that integrating a pretrained Wav2Lip model into a NeRF-based talking head pipeline could significantly enhance per-frame stability and synchronization performance. Moreover, a primary contribution of our work is the theoretical proof and practical demonstration of the noise robustness inherent in the Vector Quantization mechanism. Consequently, it is a logical next step to explore the application of this concept within the context of adversarial attacks [53]–[55] to bolster the security and reliability of neural networks.

Future works. To the limitation on computational demand, we consider to explore more efficient network design, which guarantees the noise robustness while decrease the size of whole pipeline, aiming to real-time inference and low training burden. Except for the pipeline optimization, we plan to explore the way of prior integration in talking head task. Specifically, the LQ talking head results of Wav2Lip model are seem as a kind of intermediate representation (like the face keypoints representation in GeneFace and GeneFace++). Following these works' idea, integrating such more semantic-rich intermediate representation into NeRF or 3DCS pipeline seems like a promising way to achieve better audio generality. Besides, we also notice that SOVQAE incurs decrease of lip-synchronization. Hence, alleviating this phenomena via more delicate network design is also our goal.

6 CONCLUSION

In this paper, we introduce LaDTalk, a novel post-processing method for talking head generation that capitalizes on a pretrained Wav2Lip model. Leveraging the theory of Lipschitz Continuity, we have theoretically established the presence of noise robustness in VQAE. Building on this foundation, we propose a regularization loss designed to bolster this robustness, thereby achieving temporally consistent recovery of high-frequency textures from the low-quality outputs of Wav2Lip. Through extensive experimental validation, we demonstrate that LaDTalk attains new state-of-the-art video quality and out-of-domain lip synchronization performance. This work illustrates the potential of the post-processing paradigm in the domain of talking head generation, and we hope that our contributions will provide valuable insights to the research community.

REFERENCES

- [1] KR Prajwal, Rudrabha Mukhopadhyay, Vinay P Namboodiri, and CV Jawahar. A lip sync expert is all you need for speech to lip generation in the wild. In *Proceedings of the 28th ACM international conference on multimedia*, pages 484–492, 2020.
- [2] Ziqiao Peng, Wentao Hu, Yue Shi, Xiangyu Zhu, Xiaomei Zhang, Hao Zhao, Jun He, Hongyan Liu, and Zhaoxin Fan. SyncTalk: The devil is in the synchronization for talking head synthesis. *arXiv preprint arXiv:2311.17590*, 2023.
- [3] Yudong Guo, Keyu Chen, Sen Liang, Yong-Jin Liu, Hujun Bao, and Juyong Zhang. Ad-nerf: Audio driven neural radiance fields for talking head synthesis. In *Proceedings of the IEEE/CVF international conference on computer vision*, pages 5784–5794, 2021.
- [4] Ben Mildenhall, Pratul P Srinivasan, Matthew Tancik, Jonathan T Barron, Ravi Ramamoorthi, and Ren Ng. Nerf: Representing scenes as neural radiance fields for view synthesis. *Communications of the ACM*, 65(1):99–106, 2021.
- [5] Matthew Tancik, Pratul Srinivasan, Ben Mildenhall, Sara Fridovich-Keil, Nithin Raghavan, Utkarsh Singhal, Ravi Ramamoorthi, Jonathan Barron, and Ren Ng. Fourier features let networks learn high frequency functions in low dimensional domains. *Advances in neural information processing systems*, 33:7537–7547, 2020.
- [6] Nasim Rahaman, Aristide Baratin, Devansh Arpit, Felix Draxler, Min Lin, Fred Hamprecht, Yoshua Bengio, and Aaron Courville. On the spectral bias of neural networks. In *International conference on machine learning*, pages 5301–5310. PMLR, 2019.
- [7] Ronen Basri, Meirav Galun, Amnon Geifman, David Jacobs, Yoni Kasten, and Shira Kritchman. Frequency bias in neural networks for input of non-uniform density. In *International Conference on Machine Learning*, pages 685–694. PMLR, 2020.
- [8] Aaron Van Den Oord, Oriol Vinyals, et al. Neural discrete representation learning. *Advances in neural information processing systems*, 30, 2017.
- [9] Dongmian Zou, Radu Balan, and Maneesh Singh. On lipschitz bounds of general convolutional neural networks. *IEEE Transactions on Information Theory*, 66(3):1738–1759, 2019.
- [10] Radu Balan, Maneesh Singh, and Dongmian Zou. Lipschitz properties for deep convolutional networks. *Contemporary Mathematics*, 706:129–151, 2018.
- [11] Patricia Pauli, Dennis Gramlich, and Frank Allgöwer. Lipschitz constant estimation for 1d convolutional neural networks. In Nikolai Matni, Manfred Morari, and George J. Pappas, editors, *Proceedings of The 5th Annual Learning for Dynamics and Control Conference*, volume 211 of *Proceedings of Machine Learning Research*, pages 1321–1332. PMLR, 15–16 Jun 2023.
- [12] Joon Son Chung, Andrew Senior, Oriol Vinyals, and Andrew Senior. Lip reading sentences in the wild. In *Proceedings of the IEEE conference on computer vision and pattern recognition*, pages 6447–6456, 2017.
- [13] Shuai Shen, Wenliang Zhao, Zibin Meng, Wanhua Li, Zheng Zhu, Jie Zhou, and Jiwen Lu. DiffTalk: Crafting diffusion models for generalized audio-driven portraits animation. In *Proceedings of the IEEE/CVF Conference on Computer Vision and Pattern Recognition*, pages 1982–1991, 2023.
- [14] Zhimeng Zhang, Zhipeng Hu, Wenjin Deng, Changjie Fan, Tangjie Lv, and Yu Ding. Dinet: Deformation inpainting network for realistic face visually dubbing on high resolution video. In *Proceedings of the AAAI Conference on Artificial Intelligence*, volume 37, pages 3543–3551, 2023.
- [15] Robin Rombach, Andreas Blattmann, Dominik Lorenz, Patrick Esser, and Björn Ommer. High-resolution image synthesis with latent diffusion models. In *Proceedings of the IEEE/CVF conference on computer vision and pattern recognition*, pages 10684–10695, 2022.

- [16] Zhenhui Ye, Ziyue Jiang, Yi Ren, Jinglin Liu, Jinzheng He, and Zhou Zhao. Geneface: Generalized and high-fidelity audio-driven 3d talking face synthesis. *arXiv preprint arXiv:2301.13430*, 2023.
- [17] Jiayu Wang, Kang Zhao, Shiwei Zhang, Yingya Zhang, Yujun Shen, Deli Zhao, and Jingren Zhou. Lipformer: High-fidelity and generalizable talking face generation with a pre-learned facial codebook. In *Proceedings of the IEEE/CVF Conference on Computer Vision and Pattern Recognition*, pages 13844–13853, 2023.
- [18] Robert Gray. Vector quantization. *IEEE Assp Magazine*, 1(2):4–29, 1984.
- [19] John Makhoul, Salim Roucos, and Herbert Gish. Vector quantization in speech coding. *Proceedings of the IEEE*, 73(11):1551–1588, 1985.
- [20] Pamela C Cosman, Karen L Oehler, Eve A Riskin, and Robert M Gray. Using vector quantization for image processing. *Proceedings of the IEEE*, 81(9):1326–1341, 1993.
- [21] Nariman Farvardin. A study of vector quantization for noisy channels. *IEEE Transactions on Information Theory*, 36(4):799–809, 1990.
- [22] Shangchen Zhou, Kelvin Chan, Chongyi Li, and Chen Change Loy. Towards robust blind face restoration with codebook lookup transformer. *Advances in Neural Information Processing Systems*, 35:30599–30611, 2022.
- [23] Patrick Esser, Robin Rombach, and Bjorn Ommer. Taming transformers for high-resolution image synthesis. In *Proceedings of the IEEE/CVF conference on computer vision and pattern recognition*, pages 12873–12883, 2021.
- [24] Haohan Guo, Fenglong Xie, Xixin Wu, Frank K Soong, and Helen Meng. Msmc-tts: Multi-stage multi-codebook vq-vae based neural tts. *IEEE/ACM Transactions on Audio, Speech, and Language Processing*, 31:1811–1824, 2023.
- [25] Mohammadhassan Vali and Tom Bäckström. Interpretable latent space using space-filling curves for phonetic analysis in voice conversion. In *Proceedings of Interspeech Conference*, 2023.
- [26] Samir Sadok, Simon Leglaive, Laurent Girin, Xavier Alameda-Pineda, and Renaud Ségurier. A multimodal dynamical variational autoencoder for audiovisual speech representation learning. *Neural Networks*, 172:106120, 2024.
- [27] Yuming Jiang, Shuai Yang, Tong Liang Koh, Wayne Wu, Chen Change Loy, and Ziwei Liu. Text2performer: Text-driven human video generation. In *Proceedings of the IEEE/CVF International Conference on Computer Vision*, pages 22747–22757, 2023.
- [28] Ryota Kaji and Keiji Yanai. Vq-vdm: Video diffusion models with 3d vqgan. In *Proceedings of the 5th ACM International Conference on Multimedia in Asia*, pages 1–5, 2023.
- [29] Robert M Gray et al. Toeplitz and circulant matrices: A review. *Foundations and Trends® in Communications and Information Theory*, 2(3):155–239, 2006.
- [30] David Steven Dummit and Richard M Foote. *Abstract algebra*, volume 3. Wiley Hoboken, 2004.
- [31] Thomas S Shores et al. *Applied linear algebra and matrix analysis*, volume 2541. Springer, 2007.
- [32] Zhixin Wang, Ziyang Zhang, Xiaoyun Zhang, Huangjie Zheng, Mingyuan Zhou, Ya Zhang, and Yanfeng Wang. Dr2: Diffusion-based robust degradation remover for blind face restoration. In *Proceedings of the IEEE/CVF Conference on Computer Vision and Pattern Recognition*, pages 1704–1713, 2023.
- [33] Yuchao Gu, Xintao Wang, Liangbin Xie, Chao Dong, Gen Li, Ying Shan, and Ming-Ming Cheng. Vqfr: Blind face restoration with vector-quantized dictionary and parallel decoder. In *European Conference on Computer Vision*, pages 126–143. Springer, 2022.
- [34] Feida Zhu, Junwei Zhu, Wenqing Chu, Xinyi Zhang, Xiaozhong Ji, Chengjie Wang, and Ying Tai. Blind face restoration via integrating face shape and generative priors. In *Proceedings of the IEEE/CVF conference on computer vision and pattern recognition*, pages 7662–7671, 2022.
- [35] Jingwen He, Wu Shi, Kai Chen, Lean Fu, and Chao Dong. Gcfsr: a generative and controllable face super resolution method without facial and gan priors. In *Proceedings of the IEEE/CVF conference on computer vision and pattern recognition*, pages 1889–1898, 2022.
- [36] Peiqing Yang, Shangchen Zhou, Qingyi Tao, and Chen Change Loy. Pgdiffr: Guiding diffusion models for versatile face restoration via partial guidance. *Advances in Neural Information Processing Systems*, 36, 2024.
- [37] Maitreya Suin, Nithin Gopalakrishnan Nair, Chun Pong Lau, Vishal M Patel, and Rama Chellappa. Diffuse and restore: A region-adaptive diffusion model for identity-preserving blind face restoration. In *Proceedings of the IEEE/CVF Winter Conference on Applications of Computer Vision*, pages 6343–6352, 2024.
- [38] Xintao Wang, Yu Li, Honglun Zhang, and Ying Shan. Towards real-world blind face restoration with generative facial prior. In *Proceedings of the IEEE/CVF conference on computer vision and pattern recognition*, pages 9168–9178, 2021.
- [39] Tao Yang, Peiran Ren, Xuansong Xie, and Lei Zhang. Gan prior embedded network for blind face restoration in the wild. In *Proceedings of the IEEE/CVF conference on computer vision and pattern recognition*, pages 672–681, 2021.
- [40] Kaiming He, Xiangyu Zhang, Shaoqing Ren, and Jian Sun. Deep residual learning for image recognition. In *Proceedings of the IEEE conference on computer vision and pattern recognition*, pages 770–778, 2016.
- [41] Jiahe Li, Jiawei Zhang, Xiao Bai, Jun Zhou, and Lin Gu. Efficient region-aware neural radiance fields for high-fidelity talking portrait synthesis. In *Proceedings of the IEEE/CVF International Conference on Computer Vision*, pages 7568–7578, 2023.
- [42] Ian Goodfellow, Yoshua Bengio, and Aaron Courville. *Deep learning*. MIT press, 2016.
- [43] Hyeonwoo Kim, Pablo Garrido, Ayush Tewari, Weipeng Xu, Justus Thies, Matthias Niessner, Patrick Pérez, Christian Richardt, Michael Zollhöfer, and Christian Theobalt. Deep video portraits. *ACM transactions on graphics (TOG)*, 37(4):1–14, 2018.
- [44] Shigeo Morishima. Real-time talking head driven by voice and its application to communication and entertainment. In *AVSP'98 International Conference on Auditory-Visual Speech Processing*, 1998.
- [45] Justus Thies, Mohamed Elgharib, Ayush Tewari, Christian Theobalt, and Matthias Nießner. Neural voice puppetry: Audio-driven facial reenactment. In *Computer Vision—ECCV 2020: 16th European Conference, Glasgow, UK, August 23–28, 2020, Proceedings, Part XVI 16*, pages 716–731. Springer, 2020.
- [46] Chung-Yi Weng, Brian Curless, Pratul P Srinivasan, Jonathan T Barron, and Ira Kemelmacher-Shlizerman. Humannerf: Free-viewpoint rendering of moving people from monocular video. In *Proceedings of the IEEE/CVF conference on computer vision and pattern recognition*, pages 16210–16220, 2022.
- [47] Hongyi Xu, Thiemo Alldieck, and Cristian Sminchisescu. H-nerf: Neural radiance fields for rendering and temporal reconstruction of humans in motion. *Advances in Neural Information Processing Systems*, 34:14955–14966, 2021.
- [48] Sida Peng, Yuanqing Zhang, Yinghao Xu, Qianqian Wang, Qing Shuai, Hujun Bao, and Xiaowei Zhou. Neural body: Implicit neural representations with structured latent codes for novel view synthesis of dynamic humans. In *Proceedings of the IEEE/CVF Conference on Computer Vision and Pattern Recognition*, pages 9054–9063, 2021.
- [49] Jiadong Wang, Xinyuan Qian, Malu Zhang, Robby T Tan, and Haizhou Li. Seeing what you said: Talking face generation guided by a lip reading expert. In *Proceedings of the IEEE/CVF Conference on Computer Vision and Pattern Recognition*, pages 14653–14662, 2023.
- [50] Shifeng Zhang, Xiangyu Zhu, Zhen Lei, Hailin Shi, Xiaobo Wang, and Stan Z Li. S3fd: Single shot scale-invariant face detector. In *Proceedings of the IEEE international conference on computer vision*, pages 192–201, 2017.
- [51] Martin Heusel, Hubert Ramsauer, Thomas Unterthiner, Bernhard Nessler, and Sepp Hochreiter. Gans trained by a two time-scale update rule converge to a local nash equilibrium. *Advances in neural information processing systems*, 30, 2017.
- [52] Tero Karras, Samuli Laine, and Timo Aila. A style-based generator architecture for generative adversarial networks. In *Proceedings of the IEEE/CVF conference on computer vision and pattern recognition*, pages 4401–4410, 2019.
- [53] Aleksander Madry, Aleksandar Makelov, Ludwig Schmidt, Dimitris Tsipras, and Adrian Vladu. Towards deep learning models resistant to adversarial attacks. *arXiv preprint arXiv:1706.06083*, 2017.
- [54] Han Xu, Yao Ma, Hao-Chen Liu, Debayan Deb, Hui Liu, Ji-Liang Tang, and Anil K Jain. Adversarial attacks and defenses in images, graphs and text: A review. *International journal of automation and computing*, 17:151–178, 2020.
- [55] Xiaohui Zeng, Chenxi Liu, Yu-Siang Wang, Weichao Qiu, Lingxi Xie, Yu-Wing Tai, Chi-Keung Tang, and Alan L Yuille. Adversarial attacks beyond the image space. In *Proceedings of the IEEE/CVF Conference on Computer Vision and Pattern Recognition*, pages 4302–4311, 2019.
- [56] Weizhi Zhong, Chaowei Fang, Yinqi Cai, Pengxu Wei, Gangming Zhao, Liang Lin, and Guanbin Li. Identity-preserving talking face

- generation with landmark and appearance priors. In *Proceedings of the IEEE/CVF Conference on Computer Vision and Pattern Recognition*, pages 9729–9738, 2023.
- [57] Zhenhui Ye, Jinzheng He, Ziyue Jiang, Rongjie Huang, Jiawei Huang, Jinglin Liu, Yi Ren, Xiang Yin, Zejun Ma, and Zhou Zhao. Geneface++: Generalized and stable real-time audio-driven 3d talking face generation. *arXiv preprint arXiv:2305.00787*, 2023.
- [58] Michal Stypulkowski, Konstantinos Vougioukas, Sen He, Maciej Zieba, Stavros Petridis, and Maja Pantic. Diffused heads: Diffusion models beat gans on talking-face generation. In *Proceedings of the IEEE/CVF Winter Conference on Applications of Computer Vision*, pages 5091–5100, 2024.
- [59] Yifeng Ma, Shiwei Zhang, Jiayu Wang, Xiang Wang, Yingya Zhang, and Zhidong Deng. Dreamtalk: When expressive talking head generation meets diffusion probabilistic models. *arXiv preprint arXiv:2312.09767*, 2023.
- [60] Jiaxiang Tang, Kaisiyuan Wang, Hang Zhou, Xiaokang Chen, Dongliang He, Tianshu Hu, Jingtuo Liu, Gang Zeng, and Jingdong Wang. Real-time neural radiance talking portrait synthesis via audio-spatial decomposition. *arXiv preprint arXiv:2211.12368*, 2022.
- [61] Zhimeng Zhang, Lincheng Li, Yu Ding, and Changjie Fan. Flow-guided one-shot talking face generation with a high-resolution audio-visual dataset. In *Proceedings of the IEEE/CVF Conference on Computer Vision and Pattern Recognition*, pages 3661–3670, 2021.
- [62] Arthur Jacot, Franck Gabriel, and Clément Hongler. Neural tangent kernel: Convergence and generalization in neural networks. *Advances in neural information processing systems*, 31, 2018.
- [63] Phillip Isola, Jun-Yan Zhu, Tinghui Zhou, and Alexei A Efros. Image-to-image translation with conditional adversarial networks. In *Proceedings of the IEEE conference on computer vision and pattern recognition*, pages 1125–1134, 2017.
- [64] Gizem Yüce, Guillermo Ortiz-Jiménez, Beril Besbinar, and Pascal Frossard. A structured dictionary perspective on implicit neural representations. In *Proceedings of the IEEE/CVF Conference on Computer Vision and Pattern Recognition*, pages 19228–19238, 2022.

7 APPENDIX

7.1 Proof of Theorem 3.1

7.1.1 Notation

For all positive integer n , the set $[n] = \{1, 2, \dots, n\}$.

For all set I , the cardinality of A is denoted by $|I|$.

For all finite index sets I and J , an $I \times J$ matrix M over a ring R is a $|I| \times |J|$ matrix whose rows is indexed by I and whose columns is indexed by J , and for all $i \in I, j \in J$, the (i, j) -entry of $M_{ij} \in R$.

Let M and N be $I \times J$ and $J \times K$ matrices over R respectively. The product of MN is a $I \times K$ matrix over R whose (i, k) -entry is

$$(MN)_{ik} = \sum_{j \in J} M_{ij} N_{jk}.$$

For all $I \times J$ matrix M over \mathbb{R} , the norm $\|M\|$ of M is the Frobenius norm of matrix, that is,

$$\|M\|_F = \sqrt{\sum_{(i,j) \in I \times J} M_{ij}^2}.$$

7.1.2 One layer CNN

We main consider the CNN for graphs, hence we always assume that the shape of input is $c_i \times h \times w$.

DEFINITION 7.1. A *convolutional layer* \mathcal{L} is a data $(\ker \mathcal{L}, p \in \mathbb{N}^2, s \in \mathbb{N}^2)$ which is consisted of

- 1) A tensor $\ker \mathcal{L}$ of shape $c_i \times c_o \times k_h \times k_w$, which is called the *convolution kernel* of \mathcal{L} . Where c_i is the number of input channels and c_o is the number of output channels.
- 2) A pair $p = (p_h, p_w)$ is the *padding* of \mathcal{L} .
- 3) A pair $s = (s_h, s_w)$ is the *stride* of \mathcal{L} .

For convenience, we assume that s_h and s_w is a factor of $(h - k_h + p_h)$ and $(w - k_w + p_w)$ respectively.

For all convolutional layer $\mathcal{L} = (\ker \mathcal{L}, p, s)$, there is a map

$$F_{\mathcal{L}} : \mathbb{R}^{c_i \times h \times w} \rightarrow \mathbb{R}^{c_o \times o_h \times o_w}$$

corresponding to \mathcal{L} , where $o_h = 1 + \frac{h - k_h + p_h}{s_h}$ and $o_w = 1 + \frac{w - k_w + p_w}{s_w}$.

The domain $\mathbb{R}^{c_i \times h \times w}$ should be considered as c_i input channels of shape $h \times w$. Similarly, the codomain $\mathbb{R}^{c_o \times h \times w}$ should be considered as c_o output channels of shape $o_h \times o_w$.

Let V and W be R -modules. We denote $\text{Hom}_R(V, W)$ as the space of R -linear maps from V to W , which is also an R -module. And if

$$V = \bigoplus_{i \in I} V_i, \quad \text{and} \quad W = \bigoplus_{j \in J} W_j$$

then there is an R -isomorphism

$$\text{Hom}_R \left(\bigoplus_{i \in I} V_i, \bigoplus_{j \in J} W_j \right) \cong \bigoplus_{(i,j) \in I \times J} \text{Hom}_R(V_i, W_j).$$

We refer to [30, Part 3] for details.

The map $F_{\mathcal{L}}$ is linear, then since

$$\mathbb{R}^{c_i \times h \times w} = \bigoplus_{i=1}^{c_i} \mathbb{R}^{h \times w} \quad \text{and} \quad \mathbb{R}^{c_o \times o_h \times o_w} = \bigoplus_{j=1}^{c_o} \mathbb{R}^{o_h \times o_w},$$

there is a bijection

$$\text{Hom}_{\mathbb{R}} \left(\mathbb{R}^{c_i \times h \times w}, \mathbb{R}^{c_o \times o_h \times o_w} \right) = \text{Hom}_{\mathbb{R}} \left(\bigoplus_{i=1}^{c_i} \mathbb{R}^{h \times w}, \bigoplus_{j=1}^{c_o} \mathbb{R}^{o_h \times o_w} \right) \cong \bigoplus_{i,j} \text{Hom}_{\mathbb{R}} \left(\mathbb{R}^{h \times w}, \mathbb{R}^{o_h \times o_w} \right)$$

the linear map $F_{\mathcal{L}}$ can be identified as $c_o \times c_i$ many matrix over \mathbb{R} such that the (i, j) -matrix are linear maps

$$F_{\mathcal{L}, i, j} : \mathbb{R}^{h \times w} \rightarrow \mathbb{R}^{o_h \times o_w}.$$

The linear map $F_{\mathcal{L}, i, j}$ is the composition of

$$\mathbb{R}^{h \times w} \xrightarrow{\iota} \mathbb{R}^{(h+p_h) \times (w+h_w)} \xrightarrow{\hat{F}_{\mathcal{L}, i, j}} \mathbb{R}^{o_h \times o_w},$$

where ι is a linear map represented by a $([h + p_h] \times [w + p_w]) \times ([h] \times [w])$ matrix whose $((a, b), (c, d))$ -entry is

$$\iota_{(a,b),(c,d)} = \begin{cases} 1, & \text{if } c = a + p_h, d = b + p_w \\ 0, & \text{otherwise} \end{cases}$$

We can check that the map ι is an isometry embedding.

The linear map $\hat{F}_{\mathcal{L},i,j}$ can also be represented by $([o_h] \times [o_w]) \times ([h + p_h] \times [w + p_w])$ matrix such that the $((a, b), (c, d))$ -entry is

$$F_{\mathcal{L},i,j,(a,b),(c,d)} = \begin{cases} (\ker \mathcal{L})_{i,j,x,y}, & \text{if } (\star) \\ 0, & \text{otherwise} \end{cases}$$

where $(\ker \mathcal{L})_{i,j,x,y}$ is the (i, j, x, y) -entry in the tensor $\ker \mathcal{L}$, and the condition

$$(\star) : a = (c - 1)k_h + x, b = (d - 1)k_w + y, 1 \leq x \leq k_h, 1 \leq y \leq k_w.$$

Now we use $\|M\|_{\text{op}}$ to represent the operation norm of the matrix M . That is,

$$\|M\|_{\text{op}} = \max_{\|x\|=1} \|Mx\|_2.$$

By definition,

$$F_{\mathcal{L}} = \hat{F}_{\mathcal{L}} \circ \iota,$$

so we have

$$\|F_{\mathcal{L}}\|_{\text{op}} \leq \|\hat{F}_{\mathcal{L}}\|_{\text{op}} \|\iota\|_{\text{op}} = \|\hat{F}_{\mathcal{L}}\|_{\text{op}}.$$

Thus, to estimate the operation norm $\|F_{\mathcal{L}}\|$ of $F_{\mathcal{L}}$, it suffices to find the operation norm of $\|\hat{F}_{\mathcal{L}}\|$. Now we first prove a simple but useful lemma.

LEMMA 7.2. *Let \mathcal{A} be an $M \times N$ matrix that is be identity with an $m \times n$ block matrix $(A_{ij})_{ij}$, then*

$$\|\mathcal{A}\|_{\text{op}} \leq \sqrt{mn} \max_{i,j} \|A_{ij}\|_{\text{op}}.$$

Proof. Consider the easier case when $m = 1$, for all $x \in \mathbb{R}^N$, we split it as $(x_j)_{1 \leq j \leq n}$ which is compatible with the block matrix representation of \mathcal{A} . We represent the vector x_i by $(x_{jk})_k$. Then

$$\|x\|_2 = \sqrt{\sum_{j=1}^n \sum_k x_{jk}^2} = \sqrt{\sum_{j=1}^n \|x_j\|_2^2}.$$

Now $\mathcal{A}x = \sum_{j=1}^n A_{1j}x_j$, so

$$\begin{aligned} \|\mathcal{A}x\|_2 &= \left\| \sum_{j=1}^n A_{1j}x_j \right\|_2 \leq \sum_{j=1}^n \|A_{1j}x_j\|_2 \\ &\leq \sum_{j=1}^n \|A_{1j}\|_{\text{op}} \|x_j\|_2 \\ &\leq \sqrt{\sum_{j=1}^n \|A_{1j}\|_{\text{op}}^2} \sqrt{\sum_{j=1}^n \|x_j\|_2^2} \\ &\leq \sqrt{n} \max_{1j} \|A_{1j}\|_{\text{op}} \|x\|_2, \end{aligned}$$

so $\|\mathcal{A}\|_{\text{op}} \leq \sqrt{n} \max_{1j} \|A_{1j}\|_{\text{op}}$.

Then when $n = 1$, for all $x \in \mathbb{R}^N$, $\mathcal{A}x = (A_{i1}x)_{1 \leq i \leq m}$, so by above

$$\|\mathcal{A}x\|_2 = \|(A_{i1}x)^T\|_2 = \sqrt{\sum_{i=1}^m \|A_{i1}x\|_2^2} \leq \sqrt{\sum_{i=1}^m \|A_{i1}\|_{\text{op}}^2} \|x\|_2 \leq \sqrt{m} \max_i \|A_{i1}\|_{\text{op}} \|x\|_2,$$

so $\|\mathcal{A}\|_{\text{op}} \leq \sqrt{m} \max_{i1} \|A_{i1}\|_{\text{op}}$.

Now for the general case, denote the $1 \times n$ block matrix $\mathcal{A}_i = (A_{ij})_{1 \leq j \leq n}$, then \mathcal{A} can be identity with the $m \times 1$ block matrix $(\mathcal{A}_i)_{1 \leq i \leq m}$, so by above

$$\|\mathcal{A}\|_{\text{op}} \leq \sqrt{m} \max_i \|\mathcal{A}_i\|_{\text{op}} \leq \sqrt{m} \max_i \left(\sqrt{n} \max_j \|A_{ij}\|_{\text{op}} \right) = \sqrt{mn} \max_{i,j} \|A_{ij}\|_{\text{op}},$$

hence, $\|\mathcal{A}\|_{\text{op}} \leq \sqrt{mn} \max_{i,j} \|A_{ij}\|_{\text{op}}$. □

By the above Lemma, we have

$$\|\hat{F}_{\mathcal{L}}\|_{\text{op}} \leq \sqrt{c_i c_o} \max_{i,j} \|\hat{F}_{\mathcal{L},i,j}\|_{\text{op}}.$$

Now we will estimate the operation norm of $\hat{F}_{\mathcal{L},i,j}$.

By the definition of $\hat{F}_{\mathcal{L},i,j}$, we have a key observation: we can rearrange the index such that the rows of $\hat{F}_{\mathcal{L},i,j}$ are very similar, the matrix after rearranging is denoted by $\tilde{F}_{\mathcal{L},i,j}$. Moreover, we have

$$\|\hat{F}_{\mathcal{L},i,j}\|_{\text{op}} \leq \|\tilde{F}_{\mathcal{L},i,j}\|_{\text{op}}.$$

For every vector $v = (v_i)_i \in \mathbb{R}^n$ and for all positive integer m , we define the shifted vector

$$v[m] = (\underbrace{0, 0, \dots, 0}_{m \text{ times}}, v_1, v_2, \dots, v_{n-m}).$$

After a proper rearrangement of index, let \wp_k be the k -th row of $\tilde{F}_{\mathcal{L},i,j}$, by calculation,

$$\wp_k = \wp_1[s_h(k-1)],$$

hence, we denote \wp_1 by \wp . By the fact

$$\|A\|_{\text{op}} = \sqrt{\rho(AA^T)},$$

where $\rho(A)$ is the spectral radius of A . See details for [31, Theorem 6.15].

Notice that $\tilde{F}_{\mathcal{L},i,j} \tilde{F}_{\mathcal{L},i,j}^T$ is a positive definite symmetric Toeplitz matrix

$$\begin{pmatrix} c_0 & c_1 & c_2 & \cdots & c_n \\ c_1 & c_0 & c_1 & \cdots & c_{n-1} \\ c_2 & c_1 & c_0 & \cdots & c_{n-2} \\ \vdots & \vdots & \vdots & \cdots & \vdots \\ c_n & c_{n-1} & c_{n-2} & \cdots & c_0 \end{pmatrix}$$

where $c_k = \wp_1 \cdot \wp_{k+1}$, $n = o_h o_w - 1$.

PROPOSITION 7.3. *If $s_h \geq k_h$ and $s_w \geq k_w$, then $\|\hat{F}_{\mathcal{L},i,j}\|_{\text{op}} \leq \|\wp\|_2 = \|\ker \mathcal{L}_{ij}\|_F$.*

Proof. By calculation, if $s_h \geq k_h$ and $s_w \geq k_w$, then $\wp_u \cdot \wp_v = 0$ for all $u \neq v$, hence $AA^T = \text{diag}(\|\wp_1\|^2, \|\wp_2\|^2, \dots)$, and by definition of $F_{\mathcal{L}}$,

$$\|\wp_k\|_2 = \|\wp\|_2 = \|\ker \mathcal{L}_{ij}\|_F,$$

hence,

$$\|\hat{F}_{\mathcal{L},i,j}\|_{\text{op}} \leq \|\tilde{F}_{\mathcal{L},i,j}\|_{\text{op}} = \sqrt{\rho(\tilde{F}_{\mathcal{L},i,j} \tilde{F}_{\mathcal{L},i,j}^T)} = \sqrt{\|\wp\|_2^2} = \|\wp\|_2 = \|\ker \mathcal{L}_{ij}\|_F,$$

we are done. \square

In practical applications, often $k_h \ll h$, $k_w \ll w$, which means that AA^T is a positive definite symmetric banded Toeplitz matrix, there are many theorems estimating the operation norm of such matrices. Now we state some relative results.

Let f be a real value function. The *essential supremum* M_f of f is the smallest number such that $f(x) \leq M_f$ for all x except on a set of measure 0.

For all Toeplitz matrix

$$C = \begin{pmatrix} c_0 & c_{-1} & c_{-2} & \cdots & c_{-n} \\ c_1 & c_0 & c_{-1} & \cdots & c_{-(n-1)} \\ c_2 & c_1 & c_0 & \cdots & c_{-(n-2)} \\ \vdots & \vdots & \vdots & \cdots & \vdots \\ c_n & c_{n-1} & c_{n-2} & \cdots & c_0 \end{pmatrix}$$

the Fourier series $f_C(\lambda)$ associate to C is defined by

$$f_C(\lambda) = \sum_{k=-n}^n c_k e^{ik\lambda},$$

then we have

$$\rho(C) \leq 2M_{|f_C|}.$$

In particular, if C is Hermitian, that is, $c_{-k} = c_k^*$, then

$$\rho(C) \leq M_{|f_C|}.$$

We refer to [29, Lemma 4.1] for details.

We denote the Fourier series $f_{\tilde{F}_{\mathcal{L},i,j}\tilde{F}_{\mathcal{L},i,j}^T}$ associate to $\tilde{F}_{\mathcal{L},i,j}\tilde{F}_{\mathcal{L},i,j}^T$ by $f_{\mathcal{L},i,j}$. The above result gives that

$$\|\hat{F}_{\mathcal{L},i,j}\|_{\text{op}} \leq \|\tilde{F}_{\mathcal{L},i,j}\|_{\text{op}} = \sqrt{\rho\left(\tilde{F}_{\mathcal{L},i,j}\tilde{F}_{\mathcal{L},i,j}^T\right)} \leq \sqrt{M_{|f_{\mathcal{L},i,j}|}}.$$

Therefore, we conclude that

$$\|F_{\mathcal{L}}\|_{\text{op}} \leq \max_{i,j} \sqrt{c_i c_o M_{|f_{\mathcal{L},i,j}|}}.$$

As a conclusion, if \mathcal{L} is a convolutional layer, and $F_{\mathcal{L}}$ is the map corresponding to \mathcal{L} , then for all $x, y \in \mathbb{R}^{c_i \times h \times w}$, we have

$$\|F_{\mathcal{L}}(x) - F_{\mathcal{L}}(y)\|_F \leq M_{\mathcal{L}} \|x - y\|_F.$$

where $M_{\mathcal{L}} = \max_{i,j} \sqrt{c_i c_o M_{|f_{\mathcal{L},i,j}|}}$.

We always assume that the activation function is Lipschitz continuous and its Lipschitz constant is known.

7.1.3 Multiple layers CNN

The above results show that single-layer CNN is Lipschitzian continuous with computable Lipschitz constant. Since any CNN network is a composite of multiple single-layer CNN networks and activation functions, we conclude that any CNN is Lipschitzian continuous with computable Lipschitz constant.

We, therefore, reach the following conclusion.

Let $\epsilon : \mathbb{R}^{c_i \times h \times w} \rightarrow \mathbb{R}^{c_o \times o_h \times o_w}$ is a multi-layer CNN, \mathcal{L}_k the k -th convolutional layer, and let the Lipschitz constant of the k -th activation functions be L_k . Then

$$\forall x, y \in \mathbb{R}^{c_i \times h \times w}, \quad \|\epsilon(x) - \epsilon(y)\|_F \leq L_{\epsilon} \|x - y\|_F,$$

where $L_{\epsilon} = \prod_k M_{\mathcal{L}_k} L_k$. \square

7.2 Proof of Theorem 3.2

Now we mainly consider a CNN as a Lipschitzian continuous function ϵ with Lipschitzian constant L_{ϵ} . The spaces \mathcal{S} of graphs of size $h \times w$ is a subset of the space $\mathbb{R}^{c_i \times h \times w}$. The range $\epsilon(\mathcal{S})$ can be seen as an encoding of \mathcal{S} . In this paper, we utilize VQAE to learn suitable encoding of space \mathcal{S} and simultaneously select anchors in this encoding. Our goal is for this network to learn the features of high-quality images and minimize the distance between codebook and the features. Meanwhile, we also wish the network to be robust with mild input disturbance. Next, we will demonstrate the feasibility of our approach.

We first prove it in the case of **single channel**:

Let $\{\epsilon, \delta, \mathbf{C} \subset \mathbb{R}^c, g_{\mathbf{C}}\}$ be VQAE with single channel latent space, where ϵ is the CNN encoder with Lipschitzian constant L_{ϵ} , and $\mathbf{C} \subset \epsilon(\mathcal{S})$ is a set of codebook anchors. Define $d_{\mathbf{C}} = \min\{\|a - b\|_F : a, b \in \mathbf{C}, a \neq b\}$ and γ be the maximal distance of high-quality image latent to closest anchor, that is, $\gamma = \max_{p \in \epsilon(\mathbf{HQ})} d(p, \mathbf{C})$, where \mathbf{HQ} is the space of high quality images, and $p \in \mathbb{R}^c$ is single channel vector. Assume that $2\gamma < d_{\mathbf{C}}$ (for almost all cases, it is naturally satisfied). For all low-quality image y corresponding to a high-quality image x such that

$$\|x - y\|_F < \frac{d_{\mathbf{C}} - 2\gamma}{2L_{\epsilon}},$$

then we have

$$\|\epsilon(x) - \epsilon(y)\|_F \leq L_{\epsilon} \|x - y\|_F < \frac{d_{\mathbf{C}} - 2\gamma}{2}.$$

Let $g_{\mathbf{C}}(\epsilon(x)) = s$, that is, $s \in \mathbf{C}$ is the anchor closest to $\epsilon(x)$. Then

$$\|\epsilon(x) - s\|_F = d(\epsilon(x), \mathbf{C}) \leq \max_{p \in \epsilon(\mathbf{HQ})} d(p, \mathbf{C}) = \gamma.$$

For anchor s ,

$$\begin{aligned} \|\epsilon(y) - s\|_F &= \|\epsilon(y) - \epsilon(x) + \epsilon(x) - s\|_F \\ &\leq \|\epsilon(y) - \epsilon(x)\|_F + \|\epsilon(x) - s\|_F \\ &< \frac{d_{\mathbf{C}} - 2\gamma}{2} + \gamma \\ &= \frac{d_{\mathbf{C}}}{2} \end{aligned}$$

so $\|\epsilon(y) - s\|_F < \frac{d_{\mathbf{C}}}{2}$.

For each anchor $s \neq a \in \mathbf{C}$, we claim that $\|\epsilon(y) - a\| \geq \frac{d_{\mathbf{C}}}{2}$: if not, then

$$\begin{aligned} d_{\mathbf{C}} &= \min\{\|a - b\|_F : a, b \in \mathbf{C}, a \neq b\} \\ &\leq \|a - s\|_F \\ &= \|a - \epsilon(x) + \epsilon(x) - s\|_F \\ &\leq \|\epsilon(x) - a\|_F + \|\epsilon(x) - s\|_F \\ &< \frac{d_{\mathbf{C}}}{2} + \frac{d_{\mathbf{C}}}{2} \\ &= d_{\mathbf{C}} \end{aligned}$$

so $d_{\mathbf{C}} < d_{\mathbf{C}}$, a contradiction. Thus, s is also the anchor closest to $\epsilon(y)$, which means that

$$g_{\mathbf{C}}(\epsilon(y)) = s = g_{\mathbf{C}}(\epsilon(x)).$$

When latent space is **multi-channel** ($\epsilon(x) \in \mathbb{R}^{h \times w \times c}$), for all low-quality image y corresponding to a high-quality image x such that

$$\|x - y\|_F < \frac{d_{\mathbf{C}} - 2\gamma}{2L_{\epsilon}}.$$

Let $\epsilon(x)_{ij}, \epsilon(y)_{ij} \in \mathbb{R}^c$ be two single-channel vector of $\epsilon(x), \epsilon(y)$, and $s_{ij} = g_{\mathbf{C}}(\epsilon(x)_{ij}) \in \mathbf{C}$ be the closest anchor of $\epsilon(x)_{ij}$. Then

$$\|\epsilon(x)_{ij} - \epsilon(y)_{ij}\|_F \leq \|\epsilon(x) - \epsilon(y)\|_F < \frac{d_{\mathbf{C}} - 2\gamma}{2},$$

by the proof of the single channel case,

$$g_{\mathbf{C}}(\epsilon(y)_{ij}) = g_{\mathbf{C}}(\epsilon(x)_{ij}),$$

which shows that

$$g_{\mathbf{C}}(\epsilon(y)) = (g_{\mathbf{C}}(\epsilon(y)_{ij}))_{ij} = (g_{\mathbf{C}}(\epsilon(x)_{ij}))_{ij} = g_{\mathbf{C}}(\epsilon(x)).$$

Therefore, we could get the desired high-quality image x corresponding to y after decoding by δ . \square

REMARK 7.4. If the VQAE $\{\epsilon, \delta, \mathbf{C} \subset \mathbb{R}^c, g_{\mathbf{C}}\}$ is convergent, the distance of high-quality images to codebook \mathbf{C} is extremely small, which means that $\gamma \ll 1$ is negligible.

As a corollary, if \mathbf{I}_{high} is a high-quality image, and $\mathbf{I}_{up} = \mathbf{I}_{high} + \mathcal{N}$ where \mathcal{N} is the Gaussian degradation with $\|\mathcal{N}\|_F < \frac{d_{\mathbf{C}} - 2\gamma}{2L_{\epsilon}}$, then the above shows that

$$g_{\mathbf{C}}(\epsilon(\mathbf{I}_{up})) = g_{\mathbf{C}}(\epsilon(\mathbf{I}_{high})).$$

Therefore, for CNN ϵ , it can correctly match images with a distance of no more than $\frac{d_{\mathbf{C}} - 2\gamma}{2L_{\epsilon}}$ from the high-quality images. The correctness of this result requires us to ensure that the selected anchors are all high-quality images, which requires us to use high-quality images for training so that the model can extract features from high-definition images. The judgment range of this model is determined by three parts: first, the Lipschitz constant L_{ϵ} of ϵ , and second the distance c between anchors in $\epsilon(\mathcal{S})$, and third, the distribution of anchors in the original space \mathcal{S} . These three factors are interdependent. To be precise, while ensuring that the anchor points taken are all high-quality images, the effective range of the model is

$$\bigcup_{a \in \mathbf{C}} B\left(\epsilon^{-1}(a), \frac{d_{\mathbf{C}} - 2\gamma}{2L_{\epsilon}}\right),$$

where $B(a, r) = \{x : \|x - a\| < r\}$.

This requires us to ensure that the anchors are all high-quality images, and to make the anchors as uniform as possible in the original space \mathcal{S} if the number of anchors are fixed, while also making the ratio $\frac{d_{\mathbf{C}} - 2\gamma}{2L_{\epsilon}}$ as large as possible. It should be noted that the values of $d_{\mathbf{C}}$ and L_{ϵ} are correlated. For example, we can always multiply by a constant $\alpha < 1$ to change the Lipschitz constant to αL_{ϵ} , but at the same time, the parameter $d_{\mathbf{C}}$ and γ also becomes $\alpha d_{\mathbf{C}}$ and $\alpha \gamma$ respectively, which implies that the ratio remains unchanged.

In theory, the selection of anchors is independent of CNN ϵ . However, it's worth noting that as ϵ changes, the model's ability to capture features of high-quality images also changes, affecting the selection of anchor points. Having a large distance $d_{\mathbf{C}}$ between anchor points is not ideal, as it affects both the Lipschitz constant of the CNN, as mentioned above, and the distribution of anchors in the space \mathcal{S} .

Similarly, we observe that having a Lipschitz constant L_{ϵ} that is too small is also not ideal, as it may cause the distances between images of different content to be too small, leading to decreased robustness of the model. An ideal scenario is where the distances between images of the same content are compressed while the distances between images of different content are relatively large. Therefore, we choose to impose reasonable requirements on the distribution of anchor points to train and improve the effectiveness of our model.

Due to the characteristics of images, in practical applications, we often process each part of the image locally. Therefore, we apply the above method to each part to achieve more accurate results, and each part can be regarded as a whole. Therefore, our above argument still holds in this case.

7.3 More implementation details

Each network component is displayed in Table 4. In experiment, we have 4 downsample blocks. hence we have $m = 4$, $f = 16$ in table.

Encoder	Decoder
$x \in \mathbb{R}^{H \times W \times C}$	$z_q \in \mathbb{R}^{h \times w \times n_z}$
Conv2D $\rightarrow \mathbb{R}^{H \times W \times C'}$	Conv2D $\rightarrow \mathbb{R}^{h \times w \times C''}$
$m \times \{\text{Residual Block, Downsample Block}\} \rightarrow \mathbb{R}^{h \times w \times C''}$	Residual Block $\rightarrow \mathbb{R}^{h \times w \times C''}$
Residual Block $\rightarrow \mathbb{R}^{h \times w \times C''}$	Non-Local Block $\rightarrow \mathbb{R}^{h \times w \times C''}$
Non-Local Block $\rightarrow \mathbb{R}^{h \times w \times C''}$	Residual Block $\rightarrow \mathbb{R}^{h \times w \times C''}$
Residual Block $\rightarrow \mathbb{R}^{h \times w \times C''}$	$m \times \{\text{Residual Block, Upsample Block}\} \rightarrow \mathbb{R}^{H \times W \times C'}$
GroupNorm, Swish, Conv2D $\rightarrow \mathbb{R}^{h \times w \times n_z}$	GroupNorm, Swish, Conv2D $\rightarrow \mathbb{R}^{H \times W \times C}$

TABLE 4

High-level architecture of the encoder and decoder of our SOVQAE. The design of the networks follows the architecture presented in [63] with no skip-connections. For the discriminator, we use a patch-based model. Note that $h = \frac{H}{2^m}$, $w = \frac{W}{2^m}$ and $f = 2^m$.