

# Systematic construction of multi-controlled Pauli gate decompositions with optimal $T$ -count

Ken M. Nakanishi<sup>1,\*</sup> and Synge Todo<sup>2,1,3,†</sup>

<sup>1</sup>*Institute for Physics of Intelligence, The University of Tokyo, Tokyo 113-0033, Japan.*

<sup>2</sup>*Department of Physics, The University of Tokyo, Tokyo 113-0033, Japan.*

<sup>3</sup>*Institute for Solid State Physics, The University of Tokyo, Kashiwa, 277-8581, Japan.*

(Dated: October 2, 2024)

Multi-controlled Pauli gates are typical high-level qubit operations that appear in the quantum circuits of various quantum algorithms. We find multi-controlled Pauli gate decompositions with smaller CNOT-count or  $T$ -depth while keeping the currently known minimum  $T$ -count. For example, for the CCCZ gate, we find decompositions with CNOT-count 7 or  $T$ -depth 2 while keeping the  $T$ -count at the currently known minimum of 6. The discovery of these efficient decompositions improves the computational efficiency of many quantum algorithms. What led to this discovery is the systematic procedure for constructing multi-controlled Pauli gate decompositions. This procedure not only deepens our theoretical understanding of quantum gate decomposition but also leads to more efficient decompositions that have yet to be discovered.

## I. INTRODUCTION

Quantum algorithms perform computations by combining operations on the states of qubits. To date, many groundbreaking algorithms have been proposed [1–42], including Shor’s algorithm [1, 2] and Grover’s algorithm [3], which are expected to outperform classical computers in specific tasks. In addition, many algorithms have been proposed that make use of the currently available noisy quantum computers [43–45] in combination with classical computers [46–62]. Quantum algorithms are described by quantum circuits, which are sequences of quantum gates that represent the operations on the state of qubits. To execute a quantum circuit on a quantum computer, it is necessary to perform quantum circuit decomposition, which transforms the high-level qubit operations contained in the quantum circuit into a sequence of low-level one- or two-qubit gates that can be executed directly on the quantum computer. We consider as low-level gates the  $T$ ,  $S$ , Hadamard, and CNOT gates, as well as the  $T^\dagger$ ,  $S^\dagger$ ,  $Z$ ,  $X$ , and CZ gates, which can be easily constructed using them.

In quantum gate decomposition, it is important to minimize the computational resources used by the decomposed quantum gates. In this paper, we consider the following three metrics for these computational resources:

**$T$ -count:** The number of  $T$  and  $T^\dagger$  gates used in a quantum circuit. In fault-tolerant quantum computing,  $T$  and  $T^\dagger$  gates consume significantly more resources than Clifford gates [30, 63]. Therefore, it is crucial to minimize the number of  $T$  and  $T^\dagger$  gates used in a quantum circuit [64–79].

**CNOT-count:** The number of CNOT and CZ gates used in a quantum circuit. Since CNOT gates

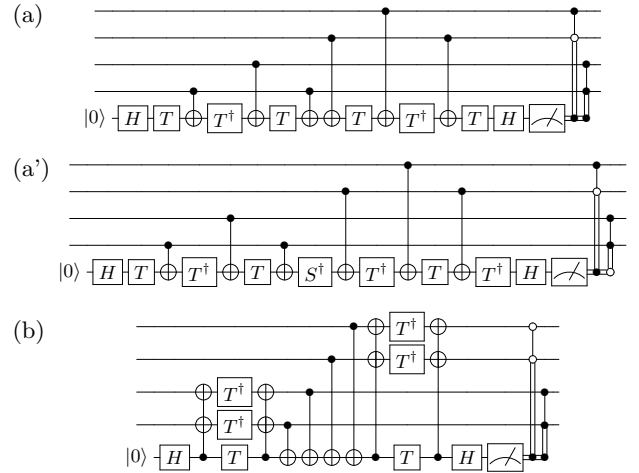


FIG. 1. CCCZ gate decompositions with  $T$ -count 6. (a) CCCZ decomposition with CNOT-count 6 or 8. (a') CCCZ decomposition with CNOT-count 7. (b) CCCZ decomposition with  $T$ -depth 2.

require more computational resources than single-qubit gates on current non-fault-tolerant quantum computers, it is important to minimize the number of CNOT gates used in a quantum circuit. CZ gate can be converted to CNOT gate using two Hadamard gates; therefore, both CNOT and CZ gates are considered in the quantum circuits in this paper [78–89].

**$T$ -depth:** The number of  $T$ -stages in a quantum circuit [90]. A  $T$ -stage is defined as a set of one or more  $T$  or  $T^\dagger$  gates that can be executed simultaneously on different qubits.  $T$ -depth represents the execution time of the quantum circuit in terms of the number of  $T$  gates, ignoring the time required to execute Clifford gates [64–68, 76–79, 90–95]. Therefore, reducing  $T$ -depth is important for

\* ken-nakanishi@g.ecc.u-tokyo.ac.jp

† wistaria@phys.s.u-tokyo.ac.jp

shortening the overall execution time.

As high-level quantum gates, we consider multi-controlled Pauli gates. There are three multi-controlled Pauli gates: multi-controlled NOT gate, multi-controlled  $Y$  gate, and multi-controlled  $Z$  gate. Multi-controlled Pauli gates are typical high-level qubit operations that appear in the quantum circuits of various quantum algorithms. For example, the oracle in Grover's algorithm can be implemented using a multi-controlled  $Z$  gate and several  $X$  gates. The multi-controlled NOT gate is a generalization of the CNOT and Toffoli gates. The  $n$ -controlled  $Z$  gate is also written as the  $C^nZ$  gate, and when  $n = 1, 2, 3$ , it is also written as the CZ, CCZ, and CCCZ gates, respectively. The three multi-controlled Pauli gates can be easily converted into each other using Hadamard gates and/or  $S$  gates. There are many studies on the decomposition of multi-controlled Pauli gates [64–69, 76, 79, 83, 89–91, 96–98]. For example, Jones [65] found an  $n$ -controlled Pauli gate decomposition with  $T$ -count  $4n - 4$ , and later Gidney and Jones [67] improved this to  $T$ -count  $4n - 6$  when  $n \geq 3$ .

In this paper, we focus on the decompositions of multi-controlled Pauli gates when the low-level quantum gates are  $T$  gate, CNOT gate, and typical one-qubit Clifford gates, considering both fault-tolerant and non-fault-tolerant quantum computation. We find a systematic procedure to construct multi-controlled Pauli gate decompositions with smaller CNOT-count or  $T$ -depth while keeping the currently known minimum  $T$ -count. For example, for the CCCZ gate, we find a decomposition with CNOT-count 7 or  $T$ -depth 2, while keeping the  $T$ -count at the currently known minimum of 6. Since multi-controlled Pauli gates are used in the quantum circuits of many quantum algorithms, the discovery of these efficient decompositions improves the computational efficiency of many quantum algorithms. This result is obtained through a systematic procedure for constructing multi-controlled Pauli gate decompositions. This procedure not only deepens our theoretical understanding of quantum circuit decompositions but also leads to more efficient gate decompositions that have yet to be found.

The rest of the present paper is organized as follows. In Sec. II, we summarize previous research on the Clifford+ $T$  gate decomposition of multi-controlled Pauli gates. In Sec. III, we show that the  $T$ -depth of the multi-controlled Pauli gate decomposition as described by Selinger [64] can be improved a little more. In Sec. IV, we derive a systematic construction method for decompositions with smaller CNOT-count or  $T$ -depth while keeping the currently known minimum  $T$ -count. In Sec. V, we compare our three novel CZ gate decompositions with previous research. Section VI is devoted to the conclusion.

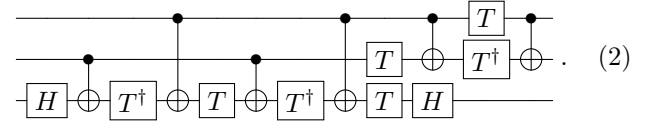
## II. PREVIOUS STUDIES

In this section, we review the previous research on the decompositions of multi-controlled Pauli gates. The three types of multi-controlled Pauli gates (multi-controlled NOT gate, multi-controlled  $Y$  gate, and multi-controlled  $Z$  gate) can be transformed into each other using Hadamard gates and/or  $S$  gates as

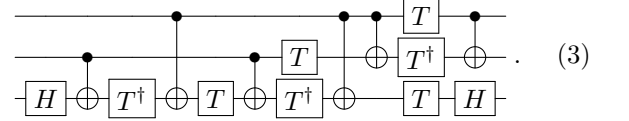
$$\frac{\bullet}{\oplus} = \frac{\bullet}{\boxed{H} \oplus \boxed{H}} = \frac{\bullet}{\boxed{S} \boxed{Y} \boxed{S^\dagger}}. \quad (1)$$

Thus, finding a decomposition with  $T$ -count  $a$ , CNOT-count  $b$ , and  $T$ -depth  $c$  for any one of the three  $n$ -controlled Pauli gates is equivalent to finding a decomposition with  $T$ -count  $a$ , CNOT-count  $b$ , and  $T$ -depth  $c$  for all three  $n$ -controlled Pauli gates.

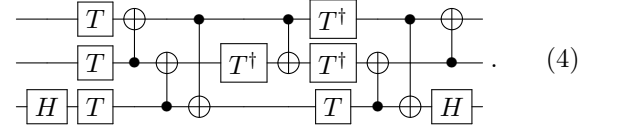
The following quantum circuit represents a standard decomposition of the Toffoli gate:



The  $T$ -count of Circ. (2) is 7. Although Circ. (2) appears to have  $T$ -depth 5, it can be easily transformed into the following quantum circuit, which has  $T$ -depth 4:

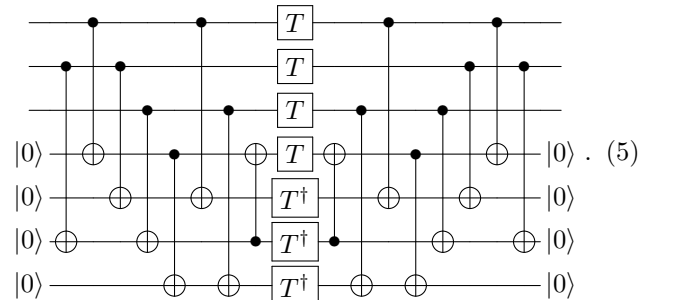


Amy *et al.* [90] found the following Toffoli gate decomposition, which keeps  $T$ -count 7 and improves the  $T$ -depth to 3:



Under the condition of no auxiliary qubit, no decomposition of the Toffoli gate with  $T$ -depth lower than Circ. (4) has been discovered yet.

Selinger [64] discovered a CCZ gate decomposition that improves the  $T$ -depth to 1 while keeping  $T$ -count 7 by using auxiliary qubits. This CCZ gate decomposition is as follows:







The proof of Eq. (19) is in the Appendix. In Sec. IV A and IV B, we use Eq. (19) to construct the following three:

- CCZ gate decomposition,
- CCCZ gate decomposition,
- Control qubit addition method.

Before starting the detailed discussion, we introduce some equations that help you when reading this section.

The equation below demonstrates that when the input is  $|0\rangle$ , any subsequent phase gate  $P(\theta)$  (e.g.,  $Z$  gate,  $S$  gate,  $T$  gate,  $S^\dagger$  gate, and  $T^\dagger$  gate) leaves the result unchanged:

$$|0\rangle \text{---} [P(\theta)] \text{---} = |0\rangle \text{---} \text{ for } \forall \theta. \quad (21)$$

Similarly, when the input is  $|0\rangle$ , the subsequent controlled  $U$  gate, as shown below, does not change the result either for any unitary gate  $U$ :

$$|0\rangle \text{---} \text{---} [U] \text{---} = |0\rangle \text{---} \text{---} \text{ for } \forall U. \quad (22)$$

The following equation demonstrates that a phase gate  $P(\theta)$  applied just before a measurement does not affect the result:

$$\text{---} [P(\theta)] \text{---} \text{---} \text{---} = \text{---} \text{---} \text{---} \text{---} \text{ for } \forall \theta. \quad (23)$$

The following equations hold with respect to the controlled  $U$  gate and the subsequent measurement for any unitary gate  $U$ :

$$\text{---} [U] \text{---} \text{---} \text{---} = \text{---} \text{---} [U] \text{---} \text{---} \text{---} \text{ for } \forall U, \quad (24)$$

$$\text{---} [U] \text{---} \text{---} \text{---} = \text{---} \text{---} [U] \text{---} \text{---} \text{---} \text{ for } \forall U, \quad (25)$$

where

$$\text{---} [U] \text{---} \text{---} \text{---} := \text{---} [X] \text{---} [U] \text{---} [X] \text{---} \text{---} \text{ for } \forall U, \quad (26)$$

$$\text{---} [U] \text{---} \text{---} \text{---} := \begin{cases} \text{---} [U] \text{---} \text{---} \text{---} & \text{for } \forall U \text{ if classical bit is 0,} \\ \text{---} \text{---} & \text{for } \forall U \text{ if classical bit is 1.} \end{cases} \quad (27)$$

### A. Fewer CNOT-count decompositions

This subsection explains how to construct multi-controlled Pauli gate decompositions that keep the currently known minimum  $T$ -count while achieving smaller CNOT-count. There are two points that are particularly worth noting. Firstly, the CCZ gate decomposition, the CCCZ gate decomposition, and the control qubit addition method can all be constructed using almost the same

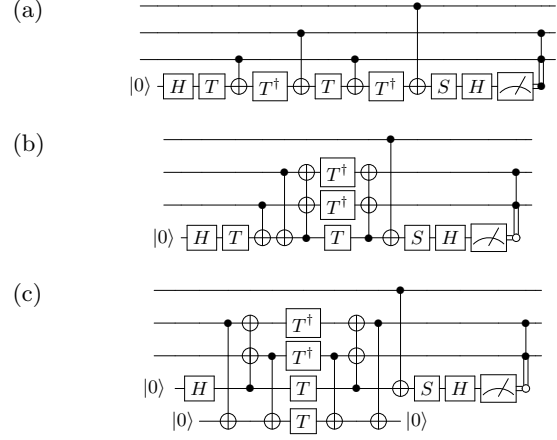


FIG. 2. CCZ gate decompositions with  $T$ -count 4. (a) Discovered by Paler *et al.* [68]. We also derived in Sec. IV A. (b) Discovered by Gidney [66]. We also derived in Sec. IV B. (c) Discovered by Jones [65]. We also derived in Sec. IV B.

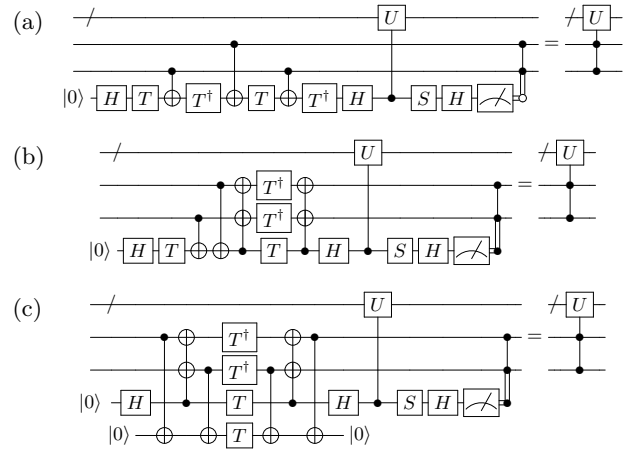


FIG. 3. Control qubit addition methods with  $T$ -count +4.  $U$  denotes any unitary gate. (a) Generalization of the Toffoli gate decomposition by Paler *et al.* [68]. We derived in Sec. IV A. (b) Discovered by Gidney [66]. We also derived in Sec. IV B. (c) Discovered by Jones [65]. We also derived in Sec. IV B.

procedure. Secondly, this has improved the CNOT-count of the CCCZ gate decompositions while keeping the  $T$ -count at the currently known minimum of 6.

We first noticed that Circ. (16) can be rewritten as follows:

$$\text{---} [H] [T] \oplus [T^\dagger] \oplus [T] \oplus [T^\dagger] [H] \text{---} = \text{---} [S^\dagger] \oplus [S] \text{---} = \text{---} [S^\dagger] \oplus [S] \text{---} \quad (28)$$

Likewise, the following equation also holds:

$$\begin{array}{c} \text{---} \\ \text{---} \\ \text{---} \\ \text{---} \end{array} \begin{array}{c} \bullet \\ \bullet \\ \bullet \\ \bullet \end{array} = \begin{array}{c} \bullet \\ \bullet \\ \bullet \\ \bullet \end{array} \begin{array}{c} \bullet \\ \bullet \\ \bullet \\ \bullet \end{array} = \begin{array}{c} \bullet \\ \bullet \\ \bullet \\ \bullet \end{array} \begin{array}{c} \bullet \\ \bullet \\ \bullet \\ \bullet \end{array} \quad (29)$$

All four decompositions (Figs. 2a, 1a, 1a', and 3a) are obtained by transforming Eq. (19) and substituting Eqs. (28) and (29). Figure 2a presents a CCZ gate decomposition with  $T$ -count 4 and CNOT-count either 4 or 5. These  $T$ -count and CNOT-count are the smallest currently known for such decompositions. However, this double-controlled Pauli gate decomposition was already discovered by Paler *et al.* [68], so it lacks novelty. Figure 1a presents a CCCZ gate decomposition with  $T$ -count 6 and CNOT-count either 6 or 8. Additionally, Fig. 1a' provides a CCCZ gate decomposition with  $T$ -count 6 and CNOT-count 7. These decompositions successfully improve the CNOT-count over the currently known decomposition (15), which has  $T$ -count 6 and CNOT-count 8. Figure 3a shows a control qubit addition method. Using this method, when you add a control qubit to a multi-controlled  $Z$  gate, the  $T$ -count increases by 4 and the CNOT-count increases by 3 or 4. Figure 3a can be viewed as a generalization of the Toffoli gate decomposition by Paler *et al.* [68]. Although Fig. 2a can also be derived from the method of Paler [68], Figs. 1a and 1a' can only be derived using our procedure. Since Figs. 2a, 1a, 1a', and 3a can all be derived in a similar manner, we provide the derivation of Fig. 1a below, and the derivation of Fig. 1a' is outlined in appendix B.

*Proof.* By substituting  $m = 2$  and  $n = 2$  into Eq. (19), and setting  $U$  as the CZ gate, we find that the following quantum circuit is a decomposition of the CCCZ gate:

$$\begin{array}{c} \text{---} \\ \text{---} \\ \text{---} \\ \text{---} \end{array} \begin{array}{c} \bullet \\ \bullet \\ \bullet \\ \bullet \end{array} \quad (30)$$

Circuit (30) can be transformed using Eq. (1) as follows,

$$\begin{array}{c} \text{---} \\ \text{---} \\ \text{---} \\ \text{---} \end{array} \begin{array}{c} \bullet \\ \bullet \\ \bullet \\ \bullet \end{array} \quad (31)$$

Circuit (31) can be transformed using Eqs. (21)–(23) as follows,

$$\begin{array}{c} \text{---} \\ \text{---} \\ \text{---} \\ \text{---} \end{array} \begin{array}{c} \bullet \\ \bullet \\ \bullet \\ \bullet \end{array} \quad (32)$$

Using the fact that

$$\begin{array}{c} \bullet \\ \bullet \\ \bullet \\ \bullet \end{array} = \text{---} ,$$

Circ. (32) can be transformed into

$$\begin{array}{c} \text{---} \\ \text{---} \\ \text{---} \\ \text{---} \end{array} \begin{array}{c} \bullet \\ \bullet \\ \bullet \\ \bullet \end{array} \quad (33)$$

Circuit (33) can be transformed using Eq. (24) as follows,

$$\begin{array}{c} \text{---} \\ \text{---} \\ \text{---} \\ \text{---} \end{array} \begin{array}{c} \bullet \\ \bullet \\ \bullet \\ \bullet \end{array} \quad (34)$$

Circuit (34) can be transformed using the fact that

$$\text{---} [S] [S^\dagger] \text{---} = \text{---} [S] [S^\dagger] \text{---} = \text{---}$$

as follows,

$$\begin{array}{c} \text{---} \\ \text{---} \\ \text{---} \\ \text{---} \end{array} \begin{array}{c} \bullet \\ \bullet \\ \bullet \\ \bullet \end{array} \quad (35)$$

Replacing the portion of Circ. (35) enclosed by the dashed line with Eqs. (28) and (29), we get

$$\begin{array}{c} \text{---} \\ \text{---} \\ \text{---} \\ \text{---} \end{array} \begin{array}{c} \bullet \\ \bullet \\ \bullet \\ \bullet \end{array} \quad (36)$$

Using the fact that

$$\text{---} [T^\dagger] [H] [S^\dagger] [H] [S^\dagger] [H] [T^\dagger] \text{---} = \text{---} ,$$

Circ. (36) can be transformed into

$$\begin{array}{c} \text{---} \\ \text{---} \\ \text{---} \\ \text{---} \end{array} \begin{array}{c} \bullet \\ \bullet \\ \bullet \\ \bullet \end{array}$$

Thus, Fig. 1a is a decomposition of the CCCZ gate.  $\square$

## B. Fewer $T$ -depth decompositions

This subsection explains how to construct a decomposition for an  $n$ -controlled Pauli gate that keeps the currently known minimum  $T$ -count of  $4n-6$ , while achieving a smaller  $T$ -depth.

First, we noticed that a transformation similar to Eqs. (28) and (29) can be applied to a part of the temporary logical-AND gate (11), as shown below:

$$(37)$$

Likewise, the following equation also holds:

$$(38)$$

Using these, the three decompositions (Figs. 2b, 1b, and 3b) can be derived. The derivation method is almost identical to that described in Sec. IV A, except that Eqs. (37) and (38) are used instead of Eqs. (28) and (29), so it is omitted here. Fig. 2b is a CCZ gate decomposition with  $T$ -count 4 and  $T$ -depth 2. However, this decomposition lacks novelty, as it can also be derived by sandwiching the CZ gate between a temporary logical-AND gate (11) and its uncomputation gate (12). Figure 1b is a CCCZ gate decomposition with  $T$ -count 6 and  $T$ -depth 2. This decomposition successfully improves  $T$ -depth in the currently known minimal  $T$ -count decomposition (15) which has  $T$ -depth 6. Figure 3b shows a control qubit addition method. However, this also lacks novelty, as it can similarly be derived by sandwiching the controlled unitary gate between a temporary logical-AND gate (11) and its uncomputation gate (12). While Figs. 2b and 3b can both be derived using Gidney's method [66], Fig. 1b can only be derived using our method.

In addition, although the number of auxiliary qubits increases, we have discovered a Clifford+ $T$  gate implementation of an  $n$ -controlled Pauli gates with a smaller  $T$ -depth, while keeping the currently known minimum  $T$ -count of  $4n-6$ . We explain this below.

First, we noticed that the quantum circuit representing the double-controlled  $-iX$  gate (7) can be rewritten as follows:

$$(39)$$

Using these, the three decompositions (Fig. 2c, Circ. (40), and Fig. 3c) can be derived. The derivation method is almost identical to that described in Sec. IV A, except that Eq. (39) are used instead of

Eqs. (28) and (29), so it is omitted here.

$$(40)$$

Figure 2c is a CCZ gate decomposition with  $T$ -count 4 and  $T$ -depth 1. However, this decomposition was already discovered by Jones [65], so it lacks novelty. Circuit (40) is a CCCZ gate decomposition. It has  $T$ -depth 2, just like Fig. 1b, but it requires four more CNOT gates and one additional auxiliary qubit compared to Fig. 1b. Therefore, Circ. (40) does not offer an advantage over Fig. 1b. Figure 3c shows a control qubit addition method. However, this decomposition was already discovered by Jones [65], so it lacks novelty.

## V. COMPARISON

The novel quantum gate decompositions that we have derived in this paper are the three CCCZ gate decompositions and the  $C^nZ$  gate decompositions that are created by adding control qubits to these CCCZ gate decompositions. In this section, we compare these with previous research and show their advantages.

### A. CCCZ gate decompositions

We compare our three novel CCCZ gate decompositions with previous research. Figure 1 shows these decompositions. Table I presents a comparison of  $T$ -count, CNOT-count, and  $T$ -depth between our CCCZ gate decompositions and previous research.

First, we review the CCCZ gate decomposition (15) with the known minimal  $T$ -count, discovered by Gidney and Jones [67]. This decomposition has  $T$ -count 6 and  $T$ -depth 6, with one measurement-based feedback control. The CNOT-count is 8 regardless of whether the measurement outcome is 0 or 1.

Figure 1a shows one of our CCCZ gate decompositions proposed in Sec. IV A. This decomposition also has  $T$ -count 6 and  $T$ -depth 6, with one measurement-based feedback control. The CNOT-count is 6 when the measurement outcome is 0, and 8 when it is 1. When the measurement result is 0, this decomposition reduces the CNOT-count by 2 compared to Circ. (15). Moreover, Fig. 1a is visually simpler than Circ. (15).

Figure 1a' shows another decomposition proposed in Sec. IV A. Unlike Fig. 1a, this decomposition features a constant CNOT-count regardless of the measurement outcome. It also has  $T$ -count 6 and  $T$ -depth 6 with one measurement-based feedback control. The CNOT-count is 7, which is consistently 1 less than Circ. (15).

	# meas. feedback	$T$ -count	CNOT-count	$T$ -depth
Selinger [64]	0	15	32	3
Jones [65]	2	8	17 or 19	1
Gidney [66]	2	8	13 or 15	2
Gidney and Jones [67] (Circ. (15))	1	<b>6</b>	8	6
Ours (Fig. 1a)	1	<b>6</b>	<b>6 or 8</b>	6
Ours (Fig. 1a')	1	<b>6</b>	<b>7</b>	6
Ours (Fig. 1b)	1	<b>6</b>	12 or 14	<b>2</b>

TABLE I. Comparison of computational resources between our proposed CCCZ gate decompositions and those from previous studies. The column name “# meas. feedback” represents the number of measurement-based feedback controls. In the  $T$ -count column, the currently known minimal  $T$ -count of 6 is highlighted in bold. Bold values in the CNOT-count and  $T$ -depth columns indicate the smallest CNOT-count or  $T$ -depth among the decompositions with the known minimal  $T$ -count of 6. As shown in the table, for the known minimal  $T$ -count of 6, our proposed methods achieve a smaller CNOT-count or  $T$ -depth compared to previous research.

	# meas. feedback	$T$ -count	CNOT-count
Selinger [64]	$\pm 0$	+8	+16
Ours (Fig. 3a)	+1	<b>+4</b>	<b>+3 or +4</b>
Gidney [66], Ours (Fig. 3b)	+1	<b>+4</b>	+6 or +7
Jones [65], Ours (Fig. 3c)	+1	<b>+4</b>	+8 or +9

TABLE II. Comparison of computational resources for control qubit addition methods. The column name “# meas. feedback” represents the number of measurement-based feedback controls. The  $T$ -count and CNOT-count columns indicate how much the  $T$ -count or CNOT-count increases with each additional control qubit. The smallest increment in each case is highlighted in bold.

Finally, Fig. 1b presents our CCCZ gate decomposition proposed in Sec. IV B. This decomposition was designed to minimize  $T$ -depth while keeping  $T$ -count 6. It also involves one measurement-based feedback control, and its  $T$ -depth is reduced to 2, which is 4 less than Circ. (15).

### B. Control qubit addition methods

We now compare methods for adding control qubits to any controlled unitary gate. Among the three methods we derived in Sec. IV, two are identical to those found in previous research. Figure 3 shows a visual comparison of these methods, and Table II compares the increase in  $T$ -count and CNOT-count for each method when adding a control qubit.

Figure 3a shows our method, derived in Sec. IV A. When this method is used to add a control qubit,  $T$ -count increases by 4, and the number of measurement-based feedback control increases by 1. The CNOT-count increases by 4 when the measurement outcome is 0 and by 3 when it is 1. Figure 3a can be viewed as a generalization of the Toffoli gate decomposition by Paler *et al.* [68].

Figure 3b presents a method discovered by Gidney [66], which we also derived in Sec. IV B. When using this method,  $T$ -count also increases by 4 per added a control

qubit, and the number of measurement-based feedback control increases by 1. The CNOT-count increases by 6 when the measurement outcome is 0 and by 7 when it is 1.

Finally, Fig. 3c shows a method by Jones [65], which we also derived in Sec. IV B. When adding a control qubit with this method,  $T$ -count increases by 4, and the number of measurement-based feedback control increases by 1. The CNOT-count increases by 8 when the measurement outcome is 0 and by 9 when it is 1.

### C. $C^nZ$ gate decompositions

Finally, we compare  $C^nZ$  gate decompositions for  $n \geq 3$ .  $C^nZ$  gate decompositions are constructed by repeatedly applying the methods for adding control qubits to CZ, CCZ, or CCCZ gates. Table III compares the  $T$ -count and CNOT-count of these methods, and Fig. 4 compares the minimal  $T$ -depth that can be achieved using the method with the known minimal  $T$ -count of  $4n - 6$ .

Before detailing each methods, we explain how the minimal  $T$ -depth is derived. When using any method from Fig. 3 to add a control qubit to a  $C^kZ$  gate, one of the qubits in the  $C^kZ$  gate must be chosen as the control qubit of the single-controlled  $U$  gates in Fig. 3.



	# meas. feedback	$T$ -count	CNOT-count (best, worst)
Selinger [64], Ours (Sec. III)	0	$8n - 9$	$16n - 16$
Jones [65]	$n - 1$	$4n - 4$	$8n - 7, 9n - 8$
Gidney [66]	$n - 1$	$4n - 4$	$6n - 5, 7n - 6$
Gidney and Jones [67] (Circ. (15) & Fig. 3b)	$n - 2$	<b><math>4n - 6</math></b>	$6n - 10, 7n - 13$
Ours (Figs. 1a & 3a)	$n - 2$	<b><math>4n - 6</math></b>	<b><math>3n - 3, 4n - 4</math></b>
Ours (Figs. 1a' & 3a)	$n - 2$	<b><math>4n - 6</math></b>	<b><math>3n - 2, 4n - 5</math></b>
Ours (Figs. 1a & 3b)	$n - 2$	<b><math>4n - 6</math></b>	$6n - 12, 7n - 13$
Ours (Figs. 1b & 3b)	$n - 2$	<b><math>4n - 6</math></b>	$6n - 6, 7n - 7$
Ours (Figs. 1b & 3c)	$n - 2$	<b><math>4n - 6</math></b>	$8n - 12, 9n - 13$

TABLE III. Comparison of computational resources between our proposed  $n$ -controlled Pauli gate decompositions ( $n \geq 3$ ) and those from previous studies. When using measurement-based feedback control, the CNOT-count varies depending on the measurement outcome, so the CNOT-count column shows both the minimum and maximum values. Bold values in the  $T$ -count and CNOT-count columns indicate the smallest values, respectively. As shown in the table, we have discovered an  $n$ -controlled Pauli gate decomposition with a smaller CNOT-count than previous studies, while keeping the currently known minimal  $T$ -count of  $4n - 6$ .

Since there are  $k + 1$  choices for this, we select the option that minimizes the  $T$ -depth. By repeatedly applying this method, we derive the minimal  $T$ -depth for each  $C^nZ$  gate decomposition, as shown in Fig. 4.

Gidney and Jones [67] constructed a  $C^nZ$  gate decomposition with the smallest known  $T$ -count of  $4n - 6$  by applying their CCCZ gate decomposition (15) and the control qubit addition method of Fig. 3b  $n - 3$  times. This decomposition requires  $n - 2$  measurement-based feedback controls, and the CNOT-count varies between  $6n - 10$  and  $7n - 13$ , depending on the measurement outcomes. The  $T$ -depth, which was not specified in their paper, was derived and shown in Fig. 4.

Similarly, we constructed several  $C^nZ$  gate decompositions by applying the control qubit addition methods (Fig. 3) to our CCCZ gate decompositions (Fig. 1). These decompositions keep the minimal  $T$ -count  $4n - 6$  while achieving lower CNOT-count or  $T$ -depth, as shown in Table III and Fig. 4.

In particular, the decomposition constructed from Fig. 1a and Fig. 3a achieves a CNOT-count between  $3n - 3$  and  $4n - 4$ . The decomposition constructed from Fig. 1a' and Fig. 3a has a CNOT-count between  $3n - 2$  and  $4n - 5$ . Both are smaller than the CNOT-count of the decomposition by Gidney and Jones [67].

As shown in Fig. 4, the decompositions constructed from Fig. 1b and Fig. 3b, as well as Fig. 1b and Fig. 3c, achieve smaller  $T$ -depth while keeping the known minimal  $T$ -count of  $4n - 6$ .

## VI. CONCLUSION

This paper focuses on the multi-controlled Pauli gate decompositions with an eye to both current non-fault-tolerant and future fault-tolerant quantum computers.

The contribution of this research is that we have

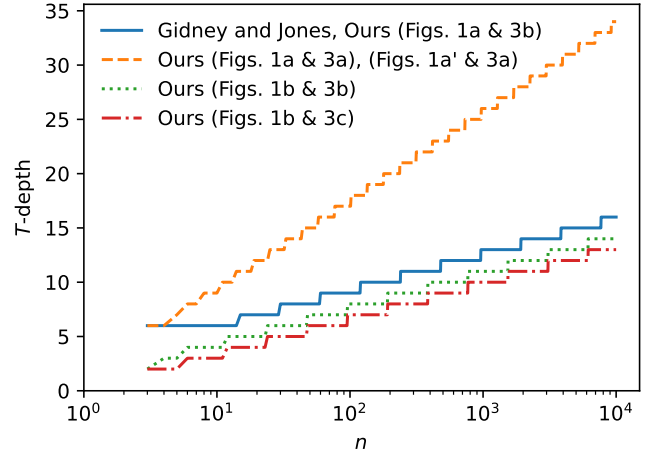


FIG. 4. Comparison of  $T$ -depth between our proposed decompositions and previous studies for  $n$ -controlled Pauli gate decompositions ( $n \geq 3$ ) with  $T$ -count  $4n - 6$ . As shown in the graph, we have discovered an  $n$ -controlled Pauli gate decomposition with smaller  $T$ -depth than previous studies, while keeping the currently known minimal  $T$ -count of  $4n - 6$ .

discovered a method for systematically constructing multi-controlled Pauli gate decompositions with smaller CNOT-count or  $T$ -depth while keeping the same  $T$ -count as the currently known minimum  $T$ -count decomposition. For example, we discovered that the CCCZ gate decomposition can be constructed with CNOT-count 7 or  $T$ -depth 2 while keeping  $T$ -count 6, the smallest  $T$ -count known to date. Since multi-controlled Pauli gates are used in the quantum circuits of various quantum algorithms, the discovery of these efficient decompositions will lead to a reduction in the execution time of quantum circuits. This is expected to improve the computational efficiency of various quantum algorithms. This will be an

important step towards the future practical application of quantum computers. The discovery is also made possible by the realization of an important procedure that is key to systematically constructing multi-controlled Pauli gate decompositions. This procedure not only deepens our theoretical understanding of quantum circuit decompositions, but also has the potential to lead to the discovery of more efficient gate decompositions that have yet to be discovered.

Future challenges include improving the efficiency of other important multi-qubit operations beyond multi-controlled Pauli gates in quantum circuits. In addition, verifying the effectiveness of efficient decompositions of multi-controlled Pauli gates through implementation on

actual quantum devices will be essential.

## ACKNOWLEDGMENTS

This calculation has been done using NVIDIA GPGPU at the Institute for Physics of Intelligence ( $i\pi$ ), School of Science, the University of Tokyo. KMN is supported by the Daikin Endowed Research Unit: “Research on Physics of Intelligence”, School of Science, the University of Tokyo. ST acknowledges support by the Endowed Project for Quantum Software Research and Education, The University of Tokyo (<https://qsw.phys.s.u-tokyo.ac.jp/>) and the Center of Innovations for Sustainable Quantum AI (<https://sqai.jp/>) (JST Grant Number JPMJPF2221).

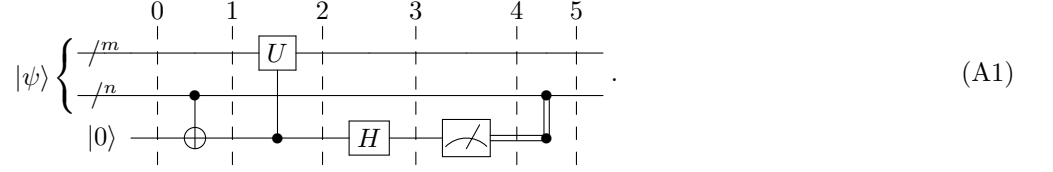
- 
- [1] P. W. Shor, in *Proceedings 35th annual symposium on foundations of computer science* (Ieee, 1994) pp. 124–134.
  - [2] P. W. Shor, *SIAM review* **41**, 303 (1999).
  - [3] L. K. Grover, in *Proceedings of the twenty-eighth annual ACM symposium on Theory of computing* (1996) pp. 212–219.
  - [4] S. Hallgren, *J. ACM* **54**, 1 (2007).
  - [5] S. Hallgren, in *Proceedings of the thirty-seventh annual ACM symposium on Theory of computing* (2005) pp. 468–474.
  - [6] A. Schmidt and U. Vollmer, in *Proceedings of the thirty-seventh annual ACM symposium on Theory of computing* (2005) pp. 475–480.
  - [7] W. Van Dam and G. Seroussi, arXiv preprint quant-ph/0207131 10.48550/arXiv.quant-ph/0207131 (2002).
  - [8] A. Donis-Vela and J. C. Garcia-Escartin, arXiv preprint arXiv:1711.02616 10.48550/arXiv.1711.02616 (2017).
  - [9] W. Van Dam and I. E. Shparlinski, in *Theory of Quantum Computation, Communication, and Cryptography: Third Workshop, TQC 2008 Tokyo, Japan, January 30-February 1, 2008. Revised Selected Papers 3* (Springer, 2008) pp. 1–10.
  - [10] S. P. Jordan, arXiv preprint arXiv:0811.0562 10.48550/arXiv.0811.0562 (2008).
  - [11] D. J. Bernstein, S. Jeffery, T. Lange, and A. Meurer, in *Post-Quantum Cryptography: 5th International Workshop, PQCrypto 2013, Limoges, France, June 4-7, 2013. Proceedings 5* (Springer, 2013) pp. 16–33.
  - [12] D. Boneh and R. J. Lipton, in *Advances in Cryptology—CRYPTO’95: 15th Annual International Cryptology Conference Santa Barbara, California, USA, August 27–31, 1995 Proceedings 15* (Springer, 1995) pp. 424–437.
  - [13] M. Ettinger, P. Høyer, and E. Knill, *Inf. Process. Lett.* **91**, 43 (2004).
  - [14] S. Hallgren, A. Russell, and A. Ta-Shma, in *Proceedings of the thirty-second annual ACM symposium on Theory of computing* (2000) pp. 627–635.
  - [15] E. Bernstein and U. Vazirani, in *Proceedings of the twenty-fifth annual ACM symposium on Theory of computing* (1993) pp. 11–20.
  - [16] D. Deutsch, *Proceedings of the Royal Society of London. A. Mathematical and Physical Sciences* **400**, 97 (1985).
  - [17] B. W. Reichardt, in *Proceedings of the Twenty-Second Annual ACM-SIAM Symposium on Discrete Algorithms* (SIAM, 2011) pp. 560–569.
  - [18] W. Van Dam, S. Hallgren, and L. Ip, *SIAM J. Comput.* **36**, 763 (2006).
  - [19] C. H. Bennett, E. Bernstein, G. Brassard, and U. Vazirani, *SIAM J. Comput.* **26**, 1510 (1997).
  - [20] C. Dürr, M. Heiligman, P. Hoyer, and M. Mhalla, *SIAM J. Comput.* **35**, 1310 (2006).
  - [21] A. Ambainis, A. M. Childs, and Y.-K. Liu, in *International Workshop on Approximation Algorithms for Combinatorial Optimization* (Springer, 2011) pp. 365–376.
  - [22] A. M. Childs, R. Cleve, E. Deotto, E. Farhi, S. Gutmann, and D. A. Spielman, in *Proceedings of the thirty-fifth annual ACM symposium on Theory of computing* (2003) pp. 59–68.
  - [23] F. Magniez, M. Santha, and M. Szegedy, *SIAM J. Comput.* **37**, 413 (2007).
  - [24] Y. K. Itakura, arXiv preprint quant-ph/0509206 10.48550/arXiv.quant-ph/0509206 (2005).
  - [25] F. Magniez and A. Nayak, *Algorithmica* **48**, 221 (2007).
  - [26] A. M. Childs, L. J. Schulman, and U. V. Vazirani, in *48th Annual IEEE Symposium on Foundations of Computer Science (FOCS’07)* (IEEE, 2007) pp. 395–404.
  - [27] Y.-K. Liu, in *Proceedings of the forty-first annual ACM symposium on Theory of computing* (2009) pp. 391–400.
  - [28] M. Mosca, *Quantum computer algorithms*, Ph.D. thesis, University of Oxford. 1999. (1999).
  - [29] K. K. Cheung and M. Mosca, arXiv preprint cs/0101004 10.48550/arXiv.cs/0101004 (2001).
  - [30] S. Bravyi, A. W. Harrow, and A. Hassidim, *IEEE Trans. Inf. Theory* **57**, 3971 (2011).
  - [31] V. Arvind, B. Das, and P. Mukhopadhyay, in *Computing and Combinatorics: 12th Annual International Conference, COCOON 2006, Taipei, Taiwan, August 15-18, 2006. Proceedings 12* (Springer, 2006) pp. 126–135.
  - [32] K. Iwama, H. Nishimura, R. Raymond, and J. Teruyama, *Theor. Comput. Sci.* **456**, 51 (2012).
  - [33] A. Belovs, arXiv preprint arXiv:1103.0842 10.48550/arXiv.1103.0842 (2011).
  - [34] A. Ambainis, *SIAM J. Comput.* **37**, 210 (2007).

- [35] A. M. Childs and J. M. Eisenberg, *Quantum Inf. Comput.* **5**, 593 (2005).
- [36] A. Ambainis and A. Montanaro, *Quantum Inf. Comput.* **14**, 439 (2014).
- [37] A. Ambainis and R. Špalek, in *Annual Symposium on Theoretical Aspects of Computer Science* (Springer, 2006) pp. 172–183.
- [38] G. Wang, *Quantum Inf. Comput.* **17**, 987 (2017).
- [39] A. Ambainis, A. Belovs, O. Regev, and R. d. Wolf, in *Proceedings of the twenty-seventh annual ACM-SIAM symposium on Discrete algorithms* (SIAM, 2016) pp. 903–922.
- [40] M. H. Freedman, A. Kitaev, and Z. Wang, *Commun. Math. Phys.* **227**, 587 (2002).
- [41] M. H. Freedman, M. Larsen, and Z. Wang, *Commun. Math. Phys.* **227**, 605 (2002).
- [42] G. Alagic, S. P. Jordan, R. König, and B. W. Reichardt, *Phys. Rev. A* **82**, 040302 (2010).
- [43] S. Boixo, S. V. Isakov, V. N. Smelyanskiy, R. Babbush, N. Ding, Z. Jiang, M. J. Bremner, J. M. Martinis, and H. Neven, *Nat. Phys.* **14**, 595 (2018).
- [44] A. Bouland, B. Fefferman, C. Nirkhe, and U. Vazirani, *Nat. Phys.* **15**, 159 (2019).
- [45] J. Chen, F. Zhang, C. Huang, M. Newman, and Y. Shi, arXiv preprint arXiv:1805.01450 10.48550/arXiv.1805.01450 (2018).
- [46] A. Peruzzo, J. McClean, P. Shadbolt, M.-H. Yung, X.-Q. Zhou, P. J. Love, A. Aspuru-Guzik, and J. L. O’Brien, *Nat. Commun.* **5**, 4213 (2014).
- [47] J. R. McClean, I. D. Kivlichan, K. J. Sung, D. S. Steiger, Y. Cao, C. Dai, E. S. Fried, C. Gidney, B. Gimby, P. Gokhale, T. Häner, T. Hardikar, V. Havlíček, C. Huang, J. Izaac, Z. Jiang, X. Liu, M. Neeley, T. O’Brien, I. Ozfidan, M. D. Radin, J. Romero, N. Rubin, N. P. D. Sawaya, K. Setia, S. Sim, M. Steudtner, Q. Sun, W. Sun, F. Zhang, and R. Babbush, *Quantum Sci. Technol.* **5**, 034014 (2020).
- [48] B. Bauer, D. Wecker, A. J. Millis, M. B. Hastings, and M. Troyer, *Phys. Rev. X* **6**, 031045 (2016).
- [49] A. Kandala, A. Mezzacapo, K. Temme, M. Takita, M. Brink, J. M. Chow, and J. M. Gambetta, *Nature* **549**, 242 (2017).
- [50] K. M. Nakanishi, K. Mitarai, and K. Fujii, *Phys. Rev. Res.* **1**, 033062 (2019).
- [51] K. Heya, Y. Suzuki, Y. Nakamura, and K. Fujii, arXiv preprint arXiv:1810.12745 10.48550/arXiv.1810.12745 (2018).
- [52] E. Farhi, J. Goldstone, and S. Gutmann, arXiv preprint arXiv:1411.4028 10.48550/arXiv.1411.4028 (2014).
- [53] E. Farhi and A. W. Harrow, arXiv preprint arXiv:1602.07674 10.48550/arXiv.1602.07674 (2016).
- [54] J. Otterbach, R. Manenti, N. Alidoust, A. J. Bestwick, M. Block, B. Bloom, S. A. Caldwell, N. Didier, E. S. Fried, S. Hong, P. J. Karalekas, C. Osborn, A. T. Pappageorge, E. C. Peterson, G. E. D. K. Prawiroatmodjo, N. C. Rubin, C. A. Ryan, D. Scarabelli, M. G. Scheer, E. A. Sete, P. Sivarajah, R. S. Smith, A. Staley, N. A. Tezak, W. J. Zeng, A. Hudson, B. R. Johnson, M. J. Reagor, M. P. da Silva, and C. T. Rigetti, arXiv preprint arXiv:1712.05771 10.48550/arXiv.1712.05771 (2017).
- [55] J. Biamonte, P. Wittek, N. Pancotti, P. Rebentrost, N. Wiebe, and S. Lloyd, *Nature* **549**, 195 (2017).
- [56] M. Benedetti, E. Lloyd, S. Sack, and M. Fiorentini, *Quantum Sci. Technol.* **4**, 043001 (2019).
- [57] K. Mitarai, M. Negoro, M. Kitagawa, and K. Fujii, *Phys. Rev. A* **98**, 032309 (2018).
- [58] N. Wiebe, A. Kapoor, and K. M. Svore, arXiv preprint arXiv:1412.3489 10.48550/arXiv.1412.3489 (2014).
- [59] V. Havlíček, A. D. Córcoles, K. Temme, A. W. Harrow, A. Kandala, J. M. Chow, and J. M. Gambetta, *Nature* **567**, 209 (2019).
- [60] S. Lloyd, M. Mohseni, and P. Rebentrost, arXiv preprint arXiv:1307.0411 10.48550/arXiv.1307.0411 (2013).
- [61] A. Khoshaman, W. Vinci, B. Denis, E. Andriyash, and M. H. Amin, *Quantum Sci. Technol.* **4**, 014001 (2018).
- [62] P.-L. Dallaire-Demers and N. Killoran, *Phys. Rev. A* **98**, 012324 (2018).
- [63] A. G. Fowler, M. Mariantoni, J. M. Martinis, and A. N. Cleland, *Phys. Rev. A* **86**, 032324 (2012).
- [64] P. Selinger, *Phys. Rev. A* **87**, 042302 (2013).
- [65] C. Jones, *Phys. Rev. A* **87**, 022328 (2013).
- [66] C. Gidney, *Quantum* **2**, 74 (2018).
- [67] C. Gidney and N. C. Jones, arXiv preprint arXiv:2106.11513 10.48550/arXiv.2106.11513 (2021).
- [68] A. Paler, O. Oumarou, and R. Basmadjian, *IEEE Trans. Quantum Eng.* **3**, 1 (2022).
- [69] M. Beverland, E. Campbell, M. Howard, and V. Kliuchnikov, *Quantum Sci. Technol.* **5**, 035009 (2020).
- [70] J. Jiang and X. Wang, *Phys. Rev. Appl.* **19**, 034052 (2023).
- [71] N. de Beaudrap, X. Bian, and Q. Wang, in *15th Conference on the Theory of Quantum Computation, Communication and Cryptography (TQC 2020)*, Leibniz International Proceedings in Informatics (LIPIcs), Vol. 158, edited by S. T. Flammia (Schloss Dagstuhl – Leibniz-Zentrum für Informatik, Dagstuhl, Germany, 2020) pp. 11:1–11:23.
- [72] V. Kliuchnikov, D. Maslov, and M. Mosca, *IEEE Trans. Comput.* **65**, 161 (2016).
- [73] N. J. Ross and P. Selinger, *Quantum Inf. Comput.* **16**, 901 (2016).
- [74] D. Gosset, V. Kliuchnikov, M. Mosca, and V. Russo, *Quantum Inf. Comput.* **14**, 1261 (2014).
- [75] M. Mosca and P. Mukhopadhyay, *Quantum Sci. Technol.* **7**, 015003 (2021).
- [76] M. Amy, D. Maslov, and M. Mosca, *IEEE Trans. Comput.-Aided Des. Integr.* **33**, 1476 (2014).
- [77] V. Gheorghiu, M. Mosca, and P. Mukhopadhyay, *npj Quantum Inf.* **8**, 141 (2022).
- [78] D. Maslov, *Phys. Rev. A* **93**, 022311 (2016).
- [79] B. Zindorf and S. Bose, arXiv preprint arXiv:2404.02279 10.48550/arXiv.2404.02279 (2024).
- [80] N. Schuch and J. Siewert, *Phys. Rev. Lett.* **91**, 027902 (2003).
- [81] N. Schuch and J. Siewert, *Implementation of quantum algorithms with Josephson charge qubits*, Ph.D. thesis, Universität Regensburg (2002).
- [82] M. Möttönen, J. J. Vartiainen, V. Bergholm, and M. M. Salomaa, *Phys. Rev. Lett.* **93**, 130502 (2004).
- [83] V. V. Shende and I. L. Markov, *Quantum Info. Comput.* **9**, 461–486 (2009).
- [84] B. Park and D. Ahn, *Sci. Rep.* **13**, 8638 (2023).
- [85] T. G. d. Brugière, M. Baboulin, B. Valiron, S. Martiel, and C. Allouche, *IEEE Trans. Quantum Eng.* **2**, 1 (2021).
- [86] X. Liu, H. Yang, and L. Yang, *Secur. Commun. Netw.* **2023**, 2963110 (2023).
- [87] X. Liu, H. Yang, and L. Yang, *Cybersecurity* **6**, 48 (2023).
- [88] D. Maslov and B. Zindorf, *IEEE Trans. Quantum Eng.*

- 3**, 1 (2022).
- [89] N. A. Nemkov, E. O. Kiktenko, I. A. Luchnikov, and A. K. Fedorov, *Quantum* **7**, 993 (2023).
  - [90] M. Amy, D. Maslov, M. Mosca, and M. Roetteler, *IEEE Trans. Comput.-Aided Des. Integr.* **32**, 818 (2013).
  - [91] A. Paler, E. Dobbs, and J. S. Friedman, in *Proceedings of the 18th ACM International Symposium on Nanoscale Architectures* (2023) pp. 1–2.
  - [92] V. Gheorghiu, M. Mosca, and P. Mukhopadhyay, *npj Quantum Inf.* **8**, 110 (2022).
  - [93] P. Niemann, A. Gupta, and R. Drechsler, in *2019 IEEE 49th International Symposium on Multiple-Valued Logic (ISMVL)* (2019) pp. 108–113.
  - [94] J. Lee, S. Lee, Y.-S. Lee, and D. Choi, *IET Inf. Secur.* **17**, 46 (2023).
  - [95] Z. Huang and S. Sun, in *International Conference on the Theory and Application of Cryptology and Information Security* (Springer, 2022) pp. 614–644.
  - [96] J. Nie, W. Zi, and X. Sun, *arXiv preprint arXiv:2402.05053* 10.48550/arXiv.2402.05053 (2024).
  - [97] A. Barenco, C. H. Bennett, R. Cleve, D. P. DiVincenzo, N. Margolus, P. Shor, T. Sleator, J. A. Smolin, and H. Weinfurter, *Phys. Rev. A* **52**, 3457 (1995).
  - [98] M. Saeedi and M. Pedram, *Phys. Rev. A* **87**, 062318 (2013).
  - [99] M. A. Nielsen and I. L. Chuang, *Quantum computation and quantum information* (Cambridge university press, 2010).

### Appendix A: Derivation of Eq. (19)

Let the initial state of  $(m+n)$ -qubits be  $|\psi\rangle$  as follows:



The state  $|\psi\rangle$  can be expressed using  $m$ -qubit quantum state  $|\phi_1\rangle$  and  $n$ -qubit quantum state  $|\phi_2\rangle$  as follows:

$$|\psi\rangle = a_{00} |\phi_1\rangle |\phi_2\rangle + a_{01} |\phi_1\rangle |\mathbf{1}_2\rangle + a_{10} |\mathbf{1}_1\rangle |\phi_2\rangle + a_{11} |\mathbf{1}_1\rangle |\mathbf{1}_2\rangle, \quad (\text{A2})$$

where  $|\mathbf{1}_1\rangle$  denotes all of  $m$ -qubit states are  $|1\rangle$ ,  $|\mathbf{1}_2\rangle$  denotes all of  $n$ -qubit states are  $|1\rangle$ ,  $\langle\phi_1|\mathbf{1}_1\rangle = 0$ ,  $\langle\phi_2|\mathbf{1}_2\rangle = 0$ .

In this case, the state at position 0 in the Circ. (A1) can be expressed as follows:

$$a_{00} |\phi_1\rangle |\phi_2\rangle |0\rangle + a_{01} |\phi_1\rangle |\mathbf{1}_2\rangle |0\rangle + a_{10} |\mathbf{1}_1\rangle |\phi_2\rangle |0\rangle + a_{11} |\mathbf{1}_1\rangle |\mathbf{1}_2\rangle |0\rangle. \quad (\text{A3})$$

The multi-controlled NOT gate between positions 0 and 1 in Circ. (A1) transforms  $|\phi_2\rangle |0\rangle$  into  $|\phi_2\rangle |0\rangle$  and  $|\mathbf{1}_2\rangle |0\rangle$  into  $|\mathbf{1}_2\rangle |1\rangle$ . Therefore, the state at position 1 in Circ. (A1) can be expressed as follows:

$$a_{00} |\phi_1\rangle |\phi_2\rangle |0\rangle + a_{01} |\phi_1\rangle |\mathbf{1}_2\rangle |1\rangle + a_{10} |\mathbf{1}_1\rangle |\phi_2\rangle |0\rangle + a_{11} |\mathbf{1}_1\rangle |\mathbf{1}_2\rangle |1\rangle. \quad (\text{A4})$$

Applying the controlled  $U$  gate, the state at position 2 in Circ. (A1) can be expressed as follows:

$$a_{00} |\phi_1\rangle |\phi_2\rangle |0\rangle + a_{01} (U |\phi_1\rangle) |\mathbf{1}_2\rangle |1\rangle + a_{10} |\mathbf{1}_1\rangle |\phi_2\rangle |0\rangle + a_{11} (U |\mathbf{1}_1\rangle) |\mathbf{1}_2\rangle |1\rangle. \quad (\text{A5})$$

Applying the Hadamard gate, the state at position 3 in Circ. (A1) can be expressed as follows:

$$\begin{aligned} & \frac{a_{00}}{\sqrt{2}} |\phi_1\rangle |\phi_2\rangle |0\rangle + \frac{a_{00}}{\sqrt{2}} |\phi_1\rangle |\phi_2\rangle |1\rangle + \frac{a_{01}}{\sqrt{2}} (U |\phi_1\rangle) |\mathbf{1}_2\rangle |0\rangle - \frac{a_{01}}{\sqrt{2}} (U |\phi_1\rangle) |\mathbf{1}_2\rangle |1\rangle \\ & + \frac{a_{10}}{\sqrt{2}} |\mathbf{1}_1\rangle |\phi_2\rangle |0\rangle + \frac{a_{10}}{\sqrt{2}} |\mathbf{1}_1\rangle |\phi_2\rangle |1\rangle + \frac{a_{11}}{\sqrt{2}} (U |\mathbf{1}_1\rangle) |\mathbf{1}_2\rangle |0\rangle - \frac{a_{11}}{\sqrt{2}} (U |\mathbf{1}_1\rangle) |\mathbf{1}_2\rangle |1\rangle \end{aligned} \quad (\text{A6})$$

Then, the state at position 4 in Circ. (A1) can be expressed as follows:

- if measurement result is 0:

$$a_{00} |\phi_1\rangle |\phi_2\rangle + a_{01} (U |\phi_1\rangle) |\mathbf{1}_2\rangle + a_{10} |\mathbf{1}_1\rangle |\phi_2\rangle + a_{11} (U |\mathbf{1}_1\rangle) |\mathbf{1}_2\rangle \quad (\text{A7})$$

- if measurement result is 1:

$$a_{00} |\phi_1\rangle |\phi_2\rangle - a_{01} (U |\phi_1\rangle) |\mathbf{1}_2\rangle + a_{10} |\mathbf{1}_1\rangle |\phi_2\rangle - a_{11} (U |\mathbf{1}_1\rangle) |\mathbf{1}_2\rangle \quad (\text{A8})$$

Therefore, the state at position 5 in Circ. (A1) can be expressed as follows:

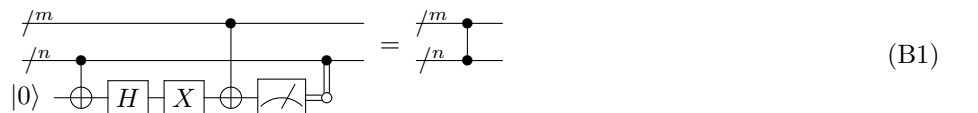
$$a_{00} |\phi_1\rangle |\phi_2\rangle + a_{01} (U |\phi_1\rangle) |\mathbf{1}_2\rangle + a_{10} |\mathbf{1}_1\rangle |\phi_2\rangle + a_{11} (U |\mathbf{1}_1\rangle) |\mathbf{1}_2\rangle \quad (\text{A9})$$

This state is equal to the state which applied  $n$ -controlled  $U$  gate to  $|\psi\rangle$ .

### Appendix B: Derivation of Fig. 1a'

The decomposition Fig. 1a has CNOT-count 6 or 8, but it is also possible to create a decomposition with CNOT-count 7. The details of this decomposition and a broad outline of its derivation are discussed below.

First, a slight modification of Eq. (19) results in the following equation:



By transforming it in the same manner as the previous proof and substituting Eq. (28) twice, Fig. 1a' is obtained. The decomposition described in Fig. 1a' achieves CNOT-count 7.