

# UNCERTAINTY-AWARE REWARD MODEL: TEACHING REWARD MODELS TO KNOW WHAT IS UNKNOWN

Xingzhou Lou<sup>1,2</sup>, Dong Yan<sup>3</sup>, Wei Shen<sup>3</sup>, Yuzi Yan<sup>4</sup>, Jian Xie<sup>3</sup>, Junge Zhang<sup>1,2,\*</sup>

<sup>1</sup>Institute of Automation, Chinese Academy of Sciences

<sup>2</sup>School of Artificial Intelligence, University of Chinese Academy of Sciences

<sup>3</sup>Baichuan Inc.

<sup>4</sup>Department of Electronic Engineering, Tsinghua University

louxingzhou2020@ia.ac.cn, {sproblvem, xiejian1990}@gmail.com,  
shenwei@baichuan-inc.com, yan-yz17@tsinghua.org.cn,  
jgzhang@nlpr.ia.ac.cn

## ABSTRACT

Reward models (RM) play a critical role in aligning generations of large language models (LLM) to human expectations. However, prevailing RMs fail to capture the stochasticity within human preferences and cannot effectively evaluate the reliability of reward predictions. To address these issues, we propose Uncertain-aware RM (URM) and Uncertain-aware RM Ensemble (URME) to incorporate and manage uncertainty in reward modeling. URM can model the distribution of disentangled attributes within human preferences, while URME quantifies uncertainty through discrepancies in the ensemble, thereby identifying potential lack of knowledge during reward evaluation. Experiment results indicate that the proposed URM achieves state-of-the-art performance compared to models with the same size, demonstrating the effectiveness of modeling uncertainty within human preferences. Furthermore, empirical results show that through uncertainty quantification, URM and URME can identify unreliable predictions to improve the quality of reward evaluations.

## 1 INTRODUCTION

Large language models (LLM) have demonstrated remarkable capabilities across various domains (Singhal et al., 2023a; Cui et al., 2024; Kasneci et al., 2023). These powerful LLMs are trained to align with human values and expectations to avoid harmful and toxic generations. To achieve alignment, LLMs rely on feedbacks from reward models (RM), where the feedbacks are provided in the form of rewards (Singhal et al., 2023a; Cui et al., 2024; Kasneci et al., 2023). These rewards typically reflect the quality and users’ preferences of the responses provided, and hence reward maximization will guide the LLM to more effectively satisfy user queries. In this paradigm, RMs fundamentally decides the efficacy of alignment, as they primarily steer the LLMs through feedback. Therefore, the reliability and accuracy of this feedback is essential in aligning LLMs with intended human values and preferences.

However, current RMs fail to capture the stochastic nature of human preferences (Baylis, 1950) and lack the ability to evaluate the reliability of the predicted rewards. In prevalent RMs, a value head (usually a linear layer) is added to the pretrained base model and maps the hidden states to reward scalars (Bai et al., 2022a; Ouyang et al., 2022) or attribute scores (Adler et al., 2024; Wang et al., 2024a). This results in a deterministic reward modeling process, unable to accommodate the variabilities of human preferences. Moreover, there is no other information to validate the reliability of these reward predictions.

Uncertainty is of major importance in machine learning (Hüllermeier & Waegeman, 2021) and an appropriate representation for uncertainty is essential for developing trustworthy and reliable models (Yang et al., 2009; Varshney & Alemzadeh, 2017). Uncertainty originates from two different

\*Correspondence.

sources: *aleatoric* and *epistemic*. Aleatoric uncertainty refers to the inherent variability and randomness of data. As opposed to this, epistemic uncertainty is caused by lack of knowledge, i.e. ignorance of the model instead of any underlying randomness.

In the context of reward modeling for LLM, aleatoric uncertainty refers to the stochasticity of human preferences, while epistemic uncertainty comes from the RMs’ lack of knowledge to make reliable evaluations. Therefore, introducing uncertainty to reward modeling improves modeling capacity of RMs and enhance reliability of the reward predictions. Consequently, by identifying and filtering out out-of-distribution (OOD) data where RMs fail to generalize, rewards with better reliability pave the way for more efficient alignments of LLMs.

In this paper, we propose Uncertain-aware RM (URM) and Uncertain-aware RM Ensemble (URME) to handle aleatoric and epistemic uncertainty in reward modeling respectively. URM is equipped with an uncertainty-aware value head to model the distributions of multiple attributes within human preferences. We demonstrate that with the popular bradley-terry-model loss function (Bradley & Terry, 1952), RMs cannot quantify uncertainty of human preferences even with an uncertainty-aware value head. Therefore, URMs are trained via maximum likelihood estimation and attribute regression. URME quantifies epistemic uncertainty by the discrepancies among URMs in the ensemble, identifying potential lack of knowledge. During reward evaluation, filtering strategy can be applied to prompt-response pairs with high uncertainty, in case that LLMs learn unintended or potentially harmful behaviors that URMs may not be able to accurately evaluate.

Empirical results on a popular RM benchmark RewardBench (Lambert et al., 2024) demonstrate that URM with 8B model size achieves state-of-the-art performance among models with the same size and outperforms a number of strong large models including Nemotron-4-340B (Adler et al., 2024). And through uncertainty quantification, URM and URME are able to identify their level of knowledge for the input data and make the reward evaluations more reliable through filtering strategy. Furthermore, results of best-of- $n$  sampling validates that URM and URME can effectively enhance the generation quality of LLMs.

Contributions of this paper include:

- (1) We introduce URM and URME to model the uncertainty within human preferences and reward models themselves.
- (2) URM and URME are able to improve LLMs’ generation effectively. Notably, URM achieves state-of-the-art performance on RewardBench compared with models of the same size (8B).
- (3) Empirical results demonstrate that URM and URME can successfully quantify uncertainty to identify areas where the models lack sufficient knowledge to make accurate predictions, leading to more reliable reward evaluations.

## 2 PRELIMINARIES

LLM alignment typically consists of three stages (Ouyang et al., 2022): supervised fine-tuning (SFT), reward modeling and proximal policy optimization (PPO) (Schulman et al., 2017). SFT utilizes expert demonstrations to fine-tune the pretrained base model in a supervised-learning fashion to enable LLMs to follow user instructions.

**Reward Modeling** Reward modeling aims to learn human preferences explicitly (Ouyang et al., 2022) or implicitly (Rafailov et al., 2024). For some prompt  $x$  and a response pair  $(y_w, y_l)$ ,  $y_w$  is the chosen response preferred by humans and  $y_l$  is rejected. Following the Bradley-Terry model (Bradley & Terry, 1952), under RM  $r_\phi$  the probability of  $y_w$  being preferred than  $y_l$ , i.e.  $y_w \succ y_l$ , is

$$\begin{aligned} P(y_w \succ y_l | x) &= \log \frac{\exp(r_\phi(x, y_w))}{\exp(r_\phi(x, y_w)) + \exp(r_\phi(x, y_l))} \\ &= \text{sigmoid}(r_\phi(x, y_w) - r_\phi(x, y_l)) \end{aligned} \quad (1)$$

Thus, to train a RM to prioritize chosen responses over rejected responses, the loss function is the maximum likelihood estimation of Eq. 1

$$L_1 = -\mathbb{E}_{x, y_w, y_l \sim D} [\log \text{sigmoid}(r_\phi(x, y_w) - r_\phi(x, y_l))], \quad (2)$$

where  $r_\phi$  is the reward model parameterized by  $\phi$ , consisting of the pretrained base model and a linear value head. The trained RM can be used to improve the LLM’s generation by Best-of N (BoN) (Stiennon et al., 2020) or RLHF (Ouyang et al., 2022).

**PPO** In this stage, LLMs are fine-tuned with feedbacks from the RM. To prevent the model deviate too far from the pretrained model and forget linguistic skills, there is also an Kullback-Leibler (KL) divergence penalty in the reward from the RM. Thus, the total reward  $\hat{r}$  is

$$\hat{r}(x, y) = r_\phi(x, y) - \eta \text{KL}(\pi(y|x) \parallel \pi_{\text{ref}}(y|x)), \quad (3)$$

where  $\eta$  is the coefficient for the KL penalty,  $\pi$  is the model to be fine-tuned and  $\pi_{\text{ref}}$  is the reference model which is usually the SFT model. Running PPO to maximize reward from Eq. 3 can not only align the LLM with human preferences, but also prevent it from severely deviating from the reference model.

### 3 RELATED WORK

#### 3.1 MULTI-ATTRIBUTE REWARD MODELING

To generate helpful, harmless and truthful responses (Askell et al., 2021), LLMs must be aligned with human expectations. Current methods fine-tune models based on human (Christiano et al., 2017; Stiennon et al., 2020; Bai et al., 2022a; Ouyang et al., 2022) or AI feedbacks (Bai et al., 2022b; Sun et al., 2024) to maximize preference-based rewards, which are provided by reward modeling. Typically, a reward model is learned and LLMs will improve their generation quality according to feedbacks from the reward model (Bai et al., 2022a; Ouyang et al., 2022; Shao et al., 2024; Stiennon et al., 2020).

Recent studies show that human and LLM judges may introduce potential biases to annotations of preference (Zhang et al., 2023; Kotek et al., 2023; Wang et al., 2024b; Chen et al., 2024a). Moreover, traditional RMs usually rely on single-dimensional feedback on general quality instead of fine-grained multifaceted signals to indicate multiple attributes such as helpfulness, coherence and verbosity (Dong et al., 2023b). Adler et al. (2024) discovered that multi-attribute RMs trained on datasets with high-quality attribute-specific annotations (Cui et al., 2023; Wang et al., 2024c) are able to disentangle real helpfulness and other irrelevant aspects such as lengthy bias (Shen et al., 2023; Singhal et al., 2023b). There are also alignment methods directly aimed at multi-attribute alignment. Zhou et al. (2023) includes preference on multiple attributes in the Direct Preference Optimization (DPO) loss function (Rafailov et al., 2024), trying to optimize preference rewards for all attributes simultaneously. Lou et al. (2024) proposed to achieve multi-attribute alignment sequentially, one attribute at a time, where LLMs learns to align with new attributes while staying aligned with previous dimensions.

#### 3.2 RLHF, OFFLINE RL AND UNCERTAINTY

In RLHF, LLM policy is optimized via interactions with the RM, whose training data is pre-collected preference pairs (Bai et al., 2022a; Ouyang et al., 2022). In this setting, RLHF falls into the category of offline RL, where RL policies cannot interact with the environment and get feedbacks in real time, but instead can only be updated based on an offline dataset collected by some other policy (Levine et al., 2020). Offline RL is notoriously difficult due to the distributional shift issue (Lou et al., 2022; Ma et al., 2021; Prudencio et al., 2023). Recent advancements in iterative LLM alignment methods (Yuan et al., 2024; Dong et al., 2024; Xiong et al., 2024) iterates between LLM fine-tuning and the sampling and annotation of new training data, alleviating the distributional shift issue. Although these iterative methods aim to transcend the constraints of the offline setting, RLHF is still offline within each iteration.

An important topic in offline RL is uncertainty quantification, which has long underpinned many critical roles (Abdar et al., 2021), such as trustworthy decision-making (Huang et al., 2019; Eriksson & Dimitrakakis, 2019) and improving reliability of machine learning models (Wang et al., 2019). In offline RL, uncertainty quantification enables out-of-distribution data detection and keep the policy within the offline dataset’s support area through conservative updates to avoid distributional shift (Yu et al., 2020; Kidambi et al., 2020; An et al., 2021; Zhu et al., 2024). So it is natural to introduce uncertainty to RLHF to make LLM alignment more reliable and effective.

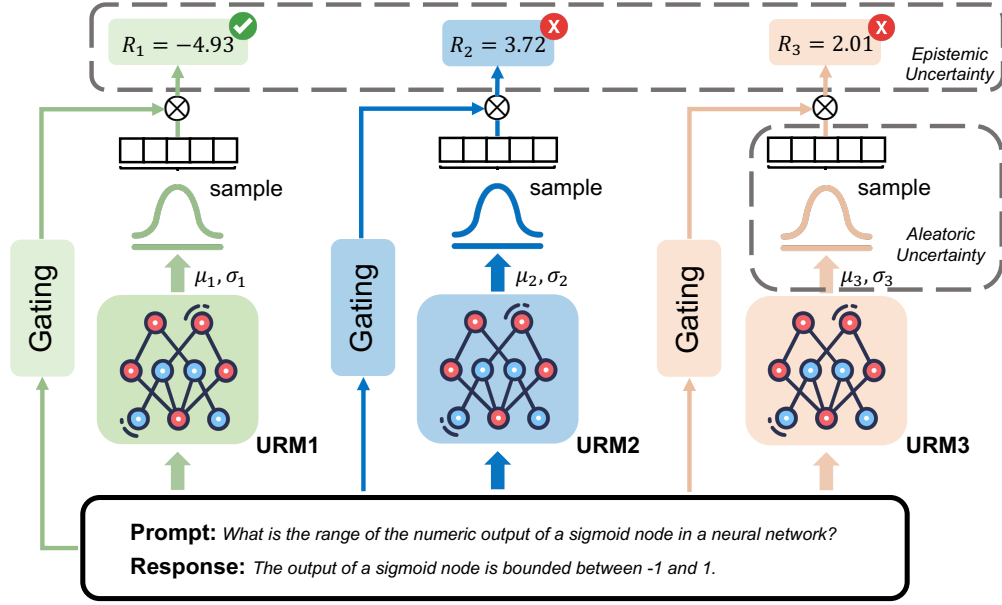


Figure 1: Architecture of URM and URME. URMs output  $\mu$  and  $\sigma$  to parameterize normal distributions, from which multi-attribute scores are sampled. The scores are then combined to reward scalars by weights generated by a gating layer. URME consists of multiple URMs, allowing for quantification of the epistemic uncertainty using the disagreement among the URMs. In the given example, there is a substantial divergence among URMs, indicating significant epistemic uncertainty. Thus, although URM 1 correctly assigns a small, negative reward to the input, the significant epistemic uncertainty still indicates the URMs lack relevant knowledge to provide reliable evaluation of the inputs.

Ensemble of RMs are discussed in previous works. However, we study the ensemble of uncertainty-aware RMs to identify unreliable reward evaluations, while previous discussions are limited to using RM ensembles to mitigate reward hacking Coste et al. (2023); Eisenstein et al. (2023) and using value heads to disentangle length and quality in reward modeling Chen et al. (2024b). We notice a concurrent work QRM Dorka (2024) which also models human preferences by distributions. QRM only studies distributional RMs, while we also study the ensemble of such uncertainty-aware RMs. Moreover, QRM is trained via quantile regression (Koenker, 2017), a variant of our attribute regression. But we also studied uncertainty-aware RMs trained via maximum likelihood estimation, which can better capture the uncertainty of rewards.

## 4 METHODOLOGY

In this section, we will introduce our uncertain-aware reward model (URM) and uncertainty-aware reward model ensemble (URME) to quantify aleatoric and epistemic uncertainties respectively.

Fig. 1 gives the architecture of URM and URME. URMs quantify the aleatoric uncertainty by modeling the distribution of scores, and the epistemic uncertainty is quantified by the disagreement within the URME. In the given example, the response is incorrect and there is large disagreement within the URME, indicating significant epistemic uncertainty and the models' lack of relevant knowledge.

### 4.1 UNCERTAINTY-AWARE REWARD MODEL

Traditional RMs optimize the Bradley-Terry model loss (BT-loss) in Eq. 2, to enlarge the discrepancy between the rewards of chosen and rejected responses so that the preference probability is maximized. The value head will map hidden states from the base model to a scalar reward. Such

mapping is deterministic and thus cannot catch any uncertainty (Chua et al., 2018) within the reward modeling process.

However, at its core, human preferences exhibit a distinctly probabilistic nature, rather than being strictly deterministic (Baylis, 1950). This issue is further exaggerated due to the bias and inconsistencies introduced by human annotators (Sylolypavan et al., 2023; Sleeman & Gilhooly, 2023; Chen et al., 2024a). Between individuals, preferences differ from person to person. This means what’s preferable for one may not be for another. Even within individuals, preferences are not static. They can swing based on numerous factors such as mood and context. These stochastic natures of human preferences contribute to adopting a probabilistic framework for modeling preferences with aleatoric uncertainty.

Prior works have explored a number of uncertainty-aware neural networks (Neal, 2012; Lakshminarayanan et al., 2017), especially in RL (Gal et al., 2016; Depeweg et al., 2016) and model-based RL (MBRL) (Chua et al., 2018; Yu et al., 2020; Kidambi et al., 2020).

Considering RMs act similarly to the reward part of the dynamics model in MBRL, aleatoric uncertainty within human preferences can be captured by outputting the parameters of a parameterized distribution. Specifically, unlike traditional RMs that output a single deterministic reward value, uncertainty-aware RMs can model the distributions of human preferences. As schematically shown in Fig. 2, given a prompt-response pair with multiple preference annotation samples, traditional RMs can only provide a fixed reward estimation and fails to represent the real preference. But uncertainty-aware RMs are able to offer a more accurate approximation of the human preference distribution.

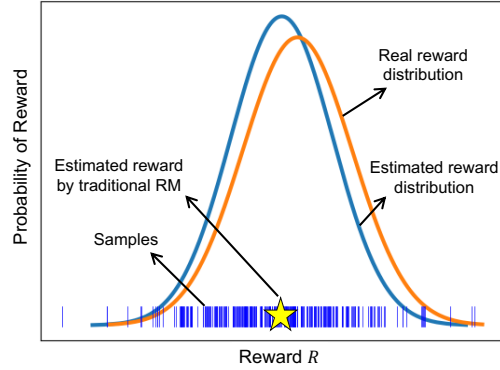


Figure 2: Comparison between URM and traditional RM in estimating preference distribution.

To model the preference reward distribution, URM adds an probabilistic value head to the pretrained base model. The value head takes in the last hidden state  $h$  of the base model and outputs mean  $\mu$  and logged standard deviation  $\sigma$  to parameterize a normal distribution  $\mathcal{N}(\mu, \exp(2\sigma))$ , from which preference rewards are sampled, and the aleatoric uncertainty is quantified by variance of the distribution. Reparameterization technique is adopted to enable gradient back-propagation.

However, we show that introducing the probabilistic value head and the sample-based reward to RMs with BT-loss, the aleatoric uncertainty still cannot be quantified.

We denote the reparameterization parameter  $\alpha \sim \mathcal{N}(0, 1)$ , and thus the sampled reward  $r = \mu + \alpha \exp(\sigma)$ . Substituting chosen reward  $r_w$  and rejected reward  $r_l$  into BT-loss in Eq. 2. For some given input  $x, y_w, y_l$ , gradient w.r.t. the logged standard deviation  $\sigma_w$  is given by

$$\nabla_{\sigma_w} L_1 = -\mathbb{E}_{\alpha_w, \alpha_l \sim \mathcal{N}(0, 1)} [\alpha_w (1 - \text{sigmoid}(r_w - r_l)) \exp(\sigma_w)] = 0,$$

where  $r_w = \mu_w + \alpha_w \exp(\sigma_w)$  and  $r_l = \mu_l + \alpha_l \exp(\sigma_l)$ . Similarly,  $\nabla_{\sigma_l} L_1 = 0$ . The unlearning effect of the variance term demonstrates that under the BT-loss, RMs still cannot quantify the uncertainty even equipped with a probabilistic value head.

Recent advances in multi-attribute RMs demonstrate they are capable of providing fine-grained rewards and disentangling real helpfulness and other irrelevant aspects such as lengthy bias (Adler et al., 2024; Chen et al., 2024a). The multi-attribute scores consist of human-or-AI-annotated ratings on multiple aspects such as helpfulness, coherence and verbosity. To learn a multi-attribute uncertainty-aware RM, we propose two ways to train the probabilistic value head.

**Maximum Likelihood Estimation** In URM, scores of all attributes are modeled by a distribution, we can train the probabilistic value head with maximum likelihood estimation (MLE). Since attributes are disentangled in multi-attribute RMs, it is fair to assume that they are independent, i.e. diagonal covariance for the parameterized normal distribution. Thus, the MLE loss function for

URM is

$$L_2 = -\mathbb{E}_{x,y \sim D} [\log \mathbf{P}_\theta(R|x, y)] = -\mathbb{E}_{x,y \sim D} \left[ \sum_{i=0}^n \log P_\theta(R_i|x, y) \right], \quad (4)$$

where  $R_i$  is the  $i$ -th attribute score from the label and  $\log P_\theta(R_i|x, y)$  is the log-probability of  $R_i$  from the parameterized distribution  $\mathcal{N}(\mu_i, \exp(2\sigma_i))$ . Though MLE, the probabilistic value head is able to efficiently approximate the attribute scores' distribution, hence training URMs to fit the unique characteristics of the attribute scores.

**Attributes Regression with Reparameterization** we can also directly regress the sample-based rewards on multi-attribute scores  $R \in \mathbb{R}^n$ , similar as Adler et al. (2024) but with sampling and reparameterization. In this setting, URM's mean square error (MSE) loss function is

$$L_3 = \mathbb{E}_{x,y \sim D} \left[ \sum_{i=0}^n (r_i(x, y) - R_i)^2 \right] \quad (5)$$

where  $i$  indicates  $i$ -th attribute, and  $r_i \sim \mathcal{N}(\mu_i, \exp(2\sigma_i))$  is sampled from the distribution parameterized by the output of the probabilistic value head. To enable gradient back-propagation, we use the reparameterization technique, so that  $r = \mu + \alpha \exp(\sigma)$ , where reparameterization parameter  $\alpha \sim \mathcal{N}(0, 1)$ . A more detailed analysis of this MSE loss is given in the appendix B.

With the trained probabilistic value head, during inference we can use mean  $\mu_i$  for each attribute  $i$  as the scores. We learn a gating layer to combine the multi-attribute scores to a reward scalar via weighted sum (Wang et al., 2024a). The gating layer is a fully-connected network, whose input is the last hidden states of the base LLM. And the learning objective of the gating layer is to prioritize chosen responses over rejected responses through the BT loss. For some prompt  $x$ , chosen response  $y_w$  and rejected response  $y_l$ , the gating layer will output weights  $\omega$  to combine the scores and thus the loss function is given by

$$L_4 = -\mathbb{E}_{x,y_w,y_l \sim D} [\log \text{sigmoid}(\mu^T(x, y_w)\omega(x, y_w) - \mu^T(x, y_l)\omega(x, y_l))], \quad (6)$$

Since the gating layer only offers weights to combine the scores, the base model and the probabilistic value head are kept frozen during training the gating layer. Besides the gating layer, the multi-attribute scores can also be combined by prior weights and still demonstrate competitive performance (Adler et al., 2024).

#### 4.2 UNCERTAINTY-AWARE REWARD MODEL ENSEMBLE

Bootstrap ensemble of models is simple and effective for epistemic uncertainty quantification compared with other methods (Neal, 2012; Hernández-Lobato & Adams, 2015; Blundell et al., 2015).

Fig. 3 illustrates how URME works in quantifying uncertainty. The input space  $X \times Y$  ( $X$  for prompt and  $Y$  for response) is split into the known and unknown area. In the known area, the training dataset can well support URMs to make reliable reward evaluations. However, in the unknown area, the situation differs. Given that each model utilizes different weight initialization and is optimized with distinct data mini-batches, the ensemble models are likely to diverge, potentially leading to varying and inconsistent evaluations. This inconsistency and divergence among models indicates the degree of uncertainty in URME and large uncertainty in turn indicates the input data may belong to the unknown area.

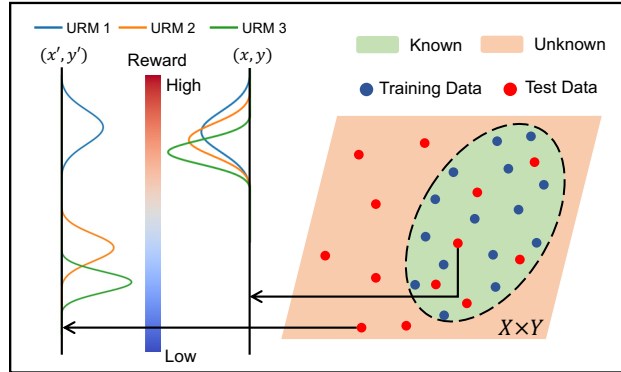


Figure 3: Illustration of URME in epistemic uncertainty quantification.

Table 1: Results on RewardBench. RewardBench evaluates four abilities: Chat, Chat-Hard (C-HARD), Safety and Reasoning. Rankings are decided by the overall average score of all categories. Results of other models are taken from the RewardBench Leaderboard (by 23rd Sept. 2024).

MODEL	BASE	SCORE	CHAT	C-HARD	SAFETY	REASON
URM (Ours)	Llama3.1-8B	92.9	95.5	88.2	91.1	97.0
SFR-Judge-r	Llama3.1-70B	92.7	96.9	84.8	91.6	97.6
Skywork-8B	Llama3.1-8B	92.5	95.8	87.3	90.8	96.2
Nemotron-RM	Nemotron4-340B	92.0	95.8	87.1	91.5	93.6
GRM	Llama3-8B	91.5	95.5	86.2	90.8	93.6
ArmoRM	Llama3-8B	90.4	96.9	76.8	90.5	97.3
InternLM2-RM	InternLM2-20B	90.2	98.9	76.5	89.5	95.8
SteerLM-RM	Llama3-70B	88.8	91.3	80.3	92.8	90.6
Gemini-1.5-pro	-	88.2	92.3	80.6	87.9	92.0
GPT-4o	-	86.7	96.1	76.1	88.1	86.6
GPT-4-turbo	-	86.0	95.3	74.3	87.6	86.9

Specifically, after obtaining distributions of the multi-attribute scores, the uncertainty can be measured by the largest discrepancy in URME

$$u_1(x, y) = \max_{i,j} (r^{(i)}(x, y) - r^{(j)}(x, y)), \quad (7)$$

where  $i, j$  are URMs within the ensemble. Yu et al. (2020) proposed to capture both epistemic and aleatoric uncertainty by the largest variance in the ensemble

$$u_2(x, y) = \max_i (\|\Sigma^{(i)}(x, y)\|_F), \quad (8)$$

where  $\Sigma^{(i)}$  is the covariance of  $i$ -th URM, which is diagonal in our case. This uncertainty estimator quantifies uncertainties from both sources and works effectively in offline MBRL setting.

Accurate reward evaluation is crucial in LLM alignment, as it fundamentally steers the learning process. Thus, we can adopt a filtering strategy to discard data with highly uncertain reward evaluations, since RMs may exhibit poor generalization and lack sufficient knowledge to provide reliable feedbacks for them. In this way, we can prevent LLMs from learning undesired behaviors, promoting a more controlled and trustworthy alignment process.

## 5 EXPERIMENT

### 5.1 EXPERIMENT SETTINGS

In our experiment, URM is based on Llama3.1 with 8 billion parameters. Before adding the probabilistic value head, we initialize URM’s base model with weights from Liu & Zeng (2024). The gating layer consists of two fully-connected layers with hidden size 4096 activated by SELU (Klambauer et al., 2017). More information on URM training and implementation is given in the appendix A.1, C.1. URME have 3 URMs with different random seeds, probabilistic value head initialization and mini-batches of training data.

We utilize HelpSteer 2 (Wang et al., 2024c) as the training dataset to train the base model and the probabilistic value head for 1 epoch with learning rate  $2 \times 10^{-6}$ . After obtaining the attribute-specific uncertain-aware probabilistic value head and base model, we keep them frozen and train the gating layer on Skywork-reward-preference-80k (Liu & Zeng, 2024) for 4000 steps with batchsize 256. During training, we held out 4k data from the dataset as validation set to choose the checkpoint with highest validation accuracy.

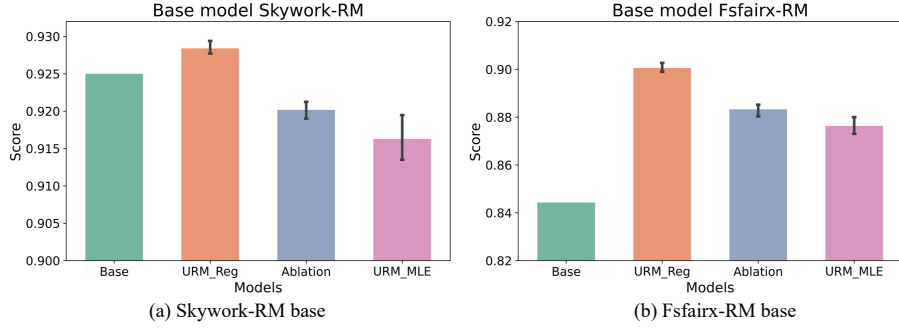


Figure 4: RewardBench overall scores for the ablation study. URM\_Reg is URM trained with attribute regression while URM\_MLE is trained via maximum likelihood estimation. 'Ablation' replaces the uncertainty-aware value head with a linear layer directly predicting the attribute scores.

RewardBench (Lambert et al., 2024), our evaluation benchmark for RMs, has 2985 questions and response pairs. For multi-attribute RMs and BT-model RMs, a prediction for a response pair is correct if the RM gives a higher reward to the chosen response than the rejected response. For generative models, RewardBench evaluates them via LLM-as-a-judge (Zheng et al., 2023). If the generative model prioritizes the chosen response than the rejected response, the prediction is seen as correct. To test URM and URME's ability in improving LLMs' generation quality, we evaluate URM and URME with best-of- $n$  sampling (Stiennon et al., 2020) on AlpacaEval (Li et al., 2023).

## 5.2 RESULTS

### 5.2.1 OVERALL RESULTS

Table 1 gives the results on RewardBench. The compared baselines include multi-attribute RMs (Nemotron4-Reward (Adler et al., 2024), ArmoRM (Wang et al., 2024a), SteerLM-RM (Dong et al., 2023b)), BT-model RMs (Skywork-reward (Liu & Zeng, 2024), GRM (Yang et al., 2024), InternLM2-RM (Cai et al., 2024)) and generative RMs (SFR-Judge-r, Gemini-1.5-pro (Google, 2024), GPT-4o (OpenAI, 2024b), GPT-4-turbo (OpenAI, 2024a)). SFR-Judge-r is a chatbot developed by Salesforce based on Llama3.1-70B.

The results on RewardBench confirm URM's strong ability in reward modeling. URM achieves the highest ranking among 8B models and outperforms a number of larger models including Nemotron-4-340B-Reward, also a multi-attribute RM. Except Chat where almost all models have relatively good performance, URM demonstrates improvement over the base model Skywork-8B in all abilities. Especially, compared to ArmoRM which is also a multi-attribute RM with gating layers, URM's better performance shows the efficacy of modeling human preferences as distributions.

### 5.2.2 ABLATION STUDY

Here we study the effect of the uncertain-aware value head and different training methods of URMs. To test the applicability of URM, we initialize URM with two different base models: Skywork-RM (Liu & Zeng, 2024) and Fsfairx-RM (Dong et al., 2023a). Fig. 4 gives the results of our ablation study. 'Ablation' refers to the model with a value head to directly map hidden states to score values instead of sampling in URM. All other components of Ablation are kept the same as URM. URM\_Reg is an URM trained with the attribute regression loss function in Eq. 5, while URM\_MLE is trained via maximum likelihood estimation. Since the dataset Helpsteer 2 for our attribute prediction has already been used in the base model Skywork-RM, Ablation and URM\_MLE do not demonstrate improvement over the base model, and only URM\_Reg surpasses the base model by modeling the preference distributions. But with base model Fsfairx-RM not trained with Helpsteer 2 previously, all our models demonstrate significant improvement over the base model. Especially, URM trained via attribute regression significantly outperform its counterpart with MLE loss. However, although URM\_Reg has better performance in prioritizing chosen responses over the rejected, URM\_MLE demonstrates better uncertainty quantification and distribution modeling ability. We theoretically illustrate this phenomenon in the appendix B. Thus, for other studies involving uncertainty quantification, we use URMs trained via the MLE loss.



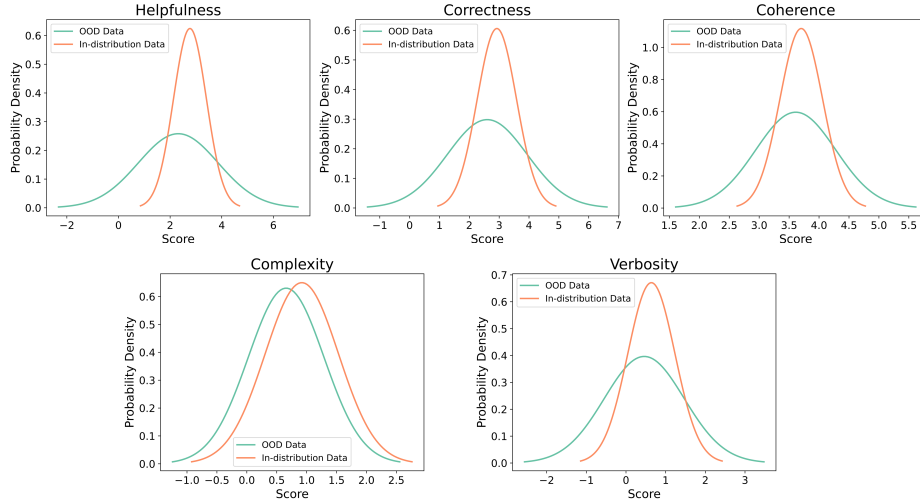


Figure 5: Attribute score distributions modeled by URM. Means and variances are estimated and averaged by OOD and in-distributional samples separately.

Fig. 4 indicates regression-based training methods achieve higher scores on RewardBench. This could potentially be credited to the high quality of Helpsteer 2 dataset, which is meticulously processed and derived from Helpsteer (Wang et al., 2023). This quality enables even the simplest direct attribute regression to deliver substantial performance improvements, as shown by the Ablation with base model Fsfairx-RM. However, the introduction of noise via the sampling-based scores in URM.Reg makes URMs more robust in distinguishing between chosen and rejected responses. Despite this, we anticipate that URM.MLE would prove more successful on real-world datasets, which often encompass a wide spectrum of data quality, so that modeling distributions of the scores becomes more necessary.

### 5.2.3 UNCERTAINTY QUANTIFICATION

Now we study the uncertainty quantification of URM and URME and how they behave when dealing in-distribution and OOD data. Given the challenge inherent in identifying what precisely is OOD for LLMs, we adopt numeric calculations as simulated OOD data. This is because LLMs are known to underperform in this skill area. Details are given in the appendix A.2.

Fig. 5 gives the attribution score attributions of OOD and in-distribution data modeled by URM. Due to the lack of knowledge to accurately evaluate the OOD data, the modeled distributions for OOD data have significantly larger variance and are much closer to uniformity than for in-distributional data. Therefore, this uncertainty quantified by the variance can serve as an informative tool for identifying and filtering out OOD data, where reward models exhibit a tendency towards making uniform guess than providing an accurate evaluation. This strategy ensures the evaluated outcomes are both more dependable and robust.

We quantify uncertainty in URME with two metrics: maximum reward gaps in Eq. 7 and maximum covariance norms in Eq. 8. URME uncertainty quantification results are given in Fig. 6(a), (b). Quantified uncertainty under two metrics both indicate that URME is substantially more uncertain on OOD data. The results confirm that when the URMs lack relevant knowledge to make accurate reward predictions, they will diverge with each other, demonstrating significant discrepancies.

To test whether quantifying uncertainty is able to improve reliability of the evaluated rewards, we utilize 2k prompts from our held-out validation set (described earlier) and evaluate their rewards and uncertainties. Fig. 6(c) gives URM and URME’s evaluation accuracy with uncertainty-based filtering. In this setup, prompts and responses (either the chosen or rejected) with uncertainty larger than the threshold are filtered out. URME use reward gaps to quantify uncertainty and URM’s uncertainty is quantified by summation of each attribute distribution’s variance. The results validate our claim that reward predictions with low uncertainty are more reliable than those with high uncertainty. Therefore, through uncertainty quantification, we can decide whether the reward pre-

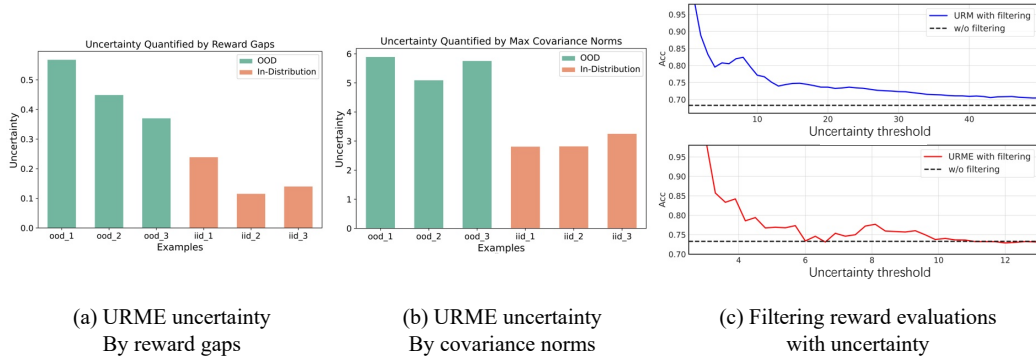


Figure 6: URME’s uncertainty quantification by (a) maximum reward gaps and (b) maximum covariance norms. Larger discrepancies exist among the URM ensemble when dealing with OOD data. (c) Reward evaluation accuracy when uncertainty of prompt-response pairs is within the threshold. 2000 test questions are used in this evaluation. The results confirm that uncertainty of URM and URME is able to indicate reliability of reward predictions.

dictions are unreliable and need to be filtered out, which will lead to improved reliability of reward evaluations.

#### 5.2.4 GENERATION RESULTS IMPROVEMENT

We evaluate URM and URME’s ability in improving LLMs’ generations with best-of- $n$  sampling on AlpacaEval (Li et al., 2023). Specifically, we prompt Llama3-8b-Instruct model with 805 questions from AlpacaEval for  $n$  times, evaluate each response’s reward and choose the response with highest reward (highest average reward for URME) as the answer. The answer is then compared against the reference answer provided by the benchmark with LLM-as-a-judge (Zheng et al., 2023). In LLM-as-a-judge, we use the official prompt of AlpacaEval and GPT-4-0125-preview as the judge. Details are given in the appendix A.3.

Table 2: Win rates of Llama3-8b-Instruct against reference answers on AlpacaEval.

Evaluator	Best-of-1	Best-of-4	Best-of-8	Best-of-16	Best-of-32	Best-of-64
URM	81.2%	82.7%	83.1%	83.5%	83.9%	85.3%
URME	81.2%	83.4%	84.5%	85.5%	86.6%	86.4%

Table 2 gives the results of using URM and URME to improve generation quality. In our experiments, the baseline model Llama3-8b-Instruct achieves 81.2% win rate (best-of-1). As the number of samples increases, both URM and URME are able to evaluate the quality of responses, thus ameliorating the baseline model’s generative performance. Furthermore, URME is able to consistently outperform URM in improving generation quality, as it combines the strength of several independent models and mitigates biases during reward evaluation (Coste et al., 2023; Eisenstein et al., 2023).

## 6 CONCLUSION AND FUTURE WORK

In this paper, we study the uncertainty issue in reward modeling for LLMs. Uncertainty-aware Reward Model (URM) and Uncertain-aware Reward Model Ensemble (URME) are proposed to model and quantify the uncertainty during reward modeling. Unlike previous methods that deterministically map hidden states to reward scalars, URM and URME model the distribution of rewards and evaluate prediction confidence by uncertainty quantification. Notably, among RMs with 8B or smaller model size, URM achieves state-of-the-art performance on RewardBench, surpassing a number of larger models. Empirical evidence further validates that through uncertainty quantification, URM and URME can effectively evaluate their level of knowledge for input data, leading to more reliable reward predictions.

The limitation of our paper is that our experiment for generation improvements is limited to best-of- $n$  due to the limit of computation resources. In the future, we plan to introduce URM and URME to prevailing LLM alignment methods like RLHF Ouyang et al. (2022) and iterative DPO Yuan et al. (2024). Another direction to look at is model merging for URM in the weight space (Ramé et al., 2024), which demonstrate competitive efficiency and robustness compared to ensembles. A simple empirical study to RM merging with URM is included in the appendix C.1.

## REFERENCES

- Moloud Abdar, Farhad Pourpanah, Sadiq Hussain, Dana Rezazadegan, Li Liu, Mohammad Ghavamzadeh, Paul Fieguth, Xiaochun Cao, Abbas Khosravi, U Rajendra Acharya, et al. A review of uncertainty quantification in deep learning: Techniques, applications and challenges. *Information fusion*, 76:243–297, 2021.
- Bo Adler, Niket Agarwal, Ashwath Aithal, Dong H Anh, Pallab Bhattacharya, Annika Brundyn, Jared Casper, Bryan Catanzaro, Sharon Clay, Jonathan Cohen, et al. Nemotron-4 340b technical report. *arXiv preprint arXiv:2406.11704*, 2024.
- Gaon An, Seungyong Moon, Jang-Hyun Kim, and Hyun Oh Song. Uncertainty-based offline reinforcement learning with diversified q-ensemble. *Advances in neural information processing systems*, 34:7436–7447, 2021.
- Amanda Askell, Yuntao Bai, Anna Chen, Dawn Drain, Deep Ganguli, Tom Henighan, Andy Jones, Nicholas Joseph, Ben Mann, Nova DasSarma, et al. A general language assistant as a laboratory for alignment. *arXiv preprint arXiv:2112.00861*, 2021.
- Yuntao Bai, Andy Jones, Kamal Ndousse, Amanda Askell, Anna Chen, Nova DasSarma, Dawn Drain, Stanislav Fort, Deep Ganguli, Tom Henighan, et al. Training a helpful and harmless assistant with reinforcement learning from human feedback. *arXiv preprint arXiv:2204.05862*, 2022a.
- Yuntao Bai, Saurav Kadavath, Sandipan Kundu, Amanda Askell, Jackson Kernion, Andy Jones, Anna Chen, Anna Goldie, Azalia Mirhoseini, Cameron McKinnon, et al. Constitutional ai: Harmlessness from ai feedback. *arXiv preprint arXiv:2212.08073*, 2022b.
- Charles A Baylis. Rational preference, determinism, and moral obligation. *The Journal of Philosophy*, 47(3):57–63, 1950.
- Charles Blundell, Julien Cornebise, Koray Kavukcuoglu, and Daan Wierstra. Weight uncertainty in neural network. In *International conference on machine learning*, pp. 1613–1622. PMLR, 2015.
- Ralph Allan Bradley and Milton E Terry. Rank analysis of incomplete block designs: I. the method of paired comparisons. *Biometrika*, 39(3/4):324–345, 1952.
- Zheng Cai, Maosong Cao, Haojiong Chen, Kai Chen, Keyu Chen, Xin Chen, Xun Chen, Zehui Chen, Zhi Chen, Pei Chu, Xiaoyi Dong, Haodong Duan, Qi Fan, Zhaoye Fei, Yang Gao, Jiaye Ge, Chenya Gu, Yuzhe Gu, Tao Gui, Aijia Guo, Qipeng Guo, Conghui He, Yingfan Hu, Ting Huang, Tao Jiang, Penglong Jiao, Zhenjiang Jin, Zhikai Lei, Jiaying Li, Jingwen Li, Linyang Li, Shuaibin Li, Wei Li, Yining Li, Hongwei Liu, Jiangning Liu, Jiawei Hong, Kaiwen Liu, Kuikun Liu, Xiaoran Liu, Chengqi Lv, Haijun Lv, Kai Lv, Li Ma, Runyuan Ma, Zerun Ma, Wenchang Ning, Linke Ouyang, Jiantao Qiu, Yuan Qu, Fukai Shang, Yunfan Shao, Demin Song, Zifan Song, Zhihao Sui, Peng Sun, Yu Sun, Huanze Tang, Bin Wang, Guoteng Wang, Jiaqi Wang, Jiayu Wang, Rui Wang, Yudong Wang, Ziyi Wang, Xingjian Wei, Qizhen Weng, Fan Wu, Yingtong Xiong, Chao Xu, Ruiliang Xu, Hang Yan, Yirong Yan, Xiaogui Yang, Haochen Ye, Huaiyuan Ying, Jia Yu, Jing Yu, Yuhang Zang, Chuyu Zhang, Li Zhang, Pan Zhang, Peng Zhang, Ruijie Zhang, Shuo Zhang, Songyang Zhang, Wenjian Zhang, Wenwei Zhang, Xingcheng Zhang, Xinyue Zhang, Hui Zhao, Qian Zhao, Xiaomeng Zhao, Fengzhe Zhou, Zaida Zhou, Jingming Zhuo, Yicheng Zou, Xipeng Qiu, Yu Qiao, and Dahua Lin. Internlm2 technical report, 2024.
- Guiming Hardy Chen, Shunian Chen, Ziche Liu, Feng Jiang, and Benyou Wang. Humans or llms as the judge? a study on judgement biases. *arXiv preprint arXiv:2402.10669*, 2024a.
- Lichang Chen, Chen Zhu, Davit Soselia, Jiahai Chen, Tianyi Zhou, Tom Goldstein, Heng Huang, Mohammad Shoeybi, and Bryan Catanzaro. Odin: Disentangled reward mitigates hacking in rlhf. *arXiv preprint arXiv:2402.07319*, 2024b.
- Paul F Christiano, Jan Leike, Tom Brown, Miljan Martic, Shane Legg, and Dario Amodei. Deep reinforcement learning from human preferences. *Advances in neural information processing systems*, 30, 2017.

- Kurtland Chua, Roberto Calandra, Rowan McAllister, and Sergey Levine. Deep reinforcement learning in a handful of trials using probabilistic dynamics models. *Advances in neural information processing systems*, 31, 2018.
- Thomas Coste, Usman Anwar, Robert Kirk, and David Krueger. Reward model ensembles help mitigate overoptimization. *arXiv preprint arXiv:2310.02743*, 2023.
- Can Cui, Yunsheng Ma, Xu Cao, Wenqian Ye, Yang Zhou, Kaizhao Liang, Jintai Chen, Juanwu Lu, Zichong Yang, Kuei-Da Liao, et al. A survey on multimodal large language models for autonomous driving. In *Proceedings of the IEEE/CVF Winter Conference on Applications of Computer Vision*, pp. 958–979, 2024.
- Ganqu Cui, Lifan Yuan, Ning Ding, Guanming Yao, Wei Zhu, Yuan Ni, Guotong Xie, Zhiyuan Liu, and Maosong Sun. Ultrafeedback: Boosting language models with high-quality feedback. *arXiv preprint arXiv:2310.01377*, 2023.
- Stefan Depeweg, José Miguel Hernández-Lobato, Finale Doshi-Velez, and Steffen Udluft. Learning and policy search in stochastic dynamical systems with bayesian neural networks. *arXiv preprint arXiv:1605.07127*, 2016.
- Hanze Dong, Wei Xiong, Deepanshu Goyal, Yihan Zhang, Winnie Chow, Rui Pan, Shizhe Diao, Jipeng Zhang, Kashun Shum, and Tong Zhang. Raft: Reward ranked finetuning for generative foundation model alignment. *arXiv preprint arXiv:2304.06767*, 2023a.
- Hanze Dong, Wei Xiong, Bo Pang, Haoxiang Wang, Han Zhao, Yingbo Zhou, Nan Jiang, Doyen Sahoo, Caiming Xiong, and Tong Zhang. Rlhf workflow: From reward modeling to online rlhf. *arXiv preprint arXiv:2405.07863*, 2024.
- Yi Dong, Zhilin Wang, Makesh Narsimhan Sreedhar, Xianchao Wu, and Oleksii Kuchaiev. Steerlm: Attribute conditioned sft as an (user-steerable) alternative to rlhf. *arXiv preprint arXiv:2310.05344*, 2023b.
- Nicolai Dorka. Quantile regression for distributional reward models in rlhf. *arXiv preprint arXiv:2409.10164*, 2024.
- Jacob Eisenstein, Chirag Nagpal, Alekh Agarwal, Ahmad Beirami, Alex D’Amour, DJ Dvijotham, Adam Fisch, Katherine Heller, Stephen Pfohl, Deepak Ramachandran, et al. Helping or herding? reward model ensembles mitigate but do not eliminate reward hacking. *arXiv preprint arXiv:2312.09244*, 2023.
- Hannes Eriksson and Christos Dimitrakakis. Epistemic risk-sensitive reinforcement learning. *arXiv preprint arXiv:1906.06273*, 2019.
- Yarin Gal, Rowan McAllister, and Carl Edward Rasmussen. Improving pilco with bayesian neural network dynamics models. In *Data-efficient machine learning workshop, ICML*, volume 4, pp. 25, 2016.
- Google. Our next-generation model: Gemini 1.5. <https://blog.google/technology/ai/google-gemini-next-generation-model-february-2024/>, February 2024. URL <https://blog.google/technology/ai/google-gemini-next-generation-model-february-2024/>.
- José Miguel Hernández-Lobato and Ryan Adams. Probabilistic backpropagation for scalable learning of bayesian neural networks. In *International conference on machine learning*, pp. 1861–1869. PMLR, 2015.
- Wenzhen Huang, Junge Zhang, and Kaiqi Huang. Bootstrap estimated uncertainty of the environment model for model-based reinforcement learning. In *Proceedings of the AAAI conference on artificial intelligence*, volume 33, pp. 3870–3877, 2019.
- Eyke Hüllermeier and Willem Waegeman. Aleatoric and epistemic uncertainty in machine learning: An introduction to concepts and methods. *Machine learning*, 110(3):457–506, 2021.

- Enkelejda Kasneci, Kathrin Seßler, Stefan Küchemann, Maria Bannert, Daryna Dementieva, Frank Fischer, Urs Gasser, Georg Groh, Stephan Günemann, Eyke Hüllermeier, et al. Chatgpt for good? on opportunities and challenges of large language models for education. *Learning and individual differences*, 103:102274, 2023.
- Rahul Kidambi, Aravind Rajeswaran, Praneeth Netrapalli, and Thorsten Joachims. Morel: Model-based offline reinforcement learning. *Advances in neural information processing systems*, 33: 21810–21823, 2020.
- Günter Klambauer, Thomas Unterthiner, Andreas Mayr, and Sepp Hochreiter. Self-normalizing neural networks. *Advances in neural information processing systems*, 30, 2017.
- Roger Koenker. Quantile regression: 40 years on. *Annual review of economics*, 9(1):155–176, 2017.
- Hadas Kotek, Rikker Dockum, and David Sun. Gender bias and stereotypes in large language models. In *Proceedings of the ACM collective intelligence conference*, pp. 12–24, 2023.
- Balaji Lakshminarayanan, Alexander Pritzel, and Charles Blundell. Simple and scalable predictive uncertainty estimation using deep ensembles. *Advances in neural information processing systems*, 30, 2017.
- Nathan Lambert, Valentina Pyatkin, Jacob Morrison, LJ Miranda, Bill Yuchen Lin, Khyathi Chandu, Nouha Dziri, Sachin Kumar, Tom Zick, Yejin Choi, et al. Rewardbench: Evaluating reward models for language modeling. *arXiv preprint arXiv:2403.13787*, 2024.
- Sergey Levine, Aviral Kumar, George Tucker, and Justin Fu. Offline reinforcement learning: Tutorial, review, and perspectives on open problems. *arXiv preprint arXiv:2005.01643*, 2020.
- Xuechen Li, Tianyi Zhang, Yann Dubois, Rohan Taori, Ishaan Gulrajani, Carlos Guestrin, Percy Liang, and Tatsunori B Hashimoto. AlpacaEval: An automatic evaluator of instruction-following models, 2023.
- Chris Yuhao Liu and Liang Zeng. Skywork reward model series. <https://huggingface.co/Skywork>, September 2024. URL <https://huggingface.co/Skywork>.
- Xingzhou Lou, Qiyue Yin, Junge Zhang, Chao Yu, Zhaofeng He, Nengjie Cheng, and Kaiqi Huang. Offline reinforcement learning with representations for actions. *Information Sciences*, 610:746–758, 2022.
- Xingzhou Lou, Junge Zhang, Jian Xie, Lifeng Liu, Dong Yan, and Kaiqi Huang. Spo: Multi-dimensional preference sequential alignment with implicit reward modeling. *arXiv preprint arXiv:2405.12739*, 2024.
- Yecheng Ma, Dinesh Jayaraman, and Osbert Bastani. Conservative offline distributional reinforcement learning. *Advances in neural information processing systems*, 34:19235–19247, 2021.
- Radford M Neal. *Bayesian learning for neural networks*, volume 118. Springer Science & Business Media, 2012.
- OpenAI. Gpt-4-0125-preview. <https://openai.com/index/new-embedding-models-and-api-updates/>, January 2024a. URL <https://openai.com/index/new-embedding-models-and-api-updates/>.
- OpenAI. Gpt-4o. <https://openai.com/index/hello-gpt-4o/>, May 2024b. URL <https://openai.com/index/hello-gpt-4o/>.
- Long Ouyang, Jeffrey Wu, Xu Jiang, Diogo Almeida, Carroll Wainwright, Pamela Mishkin, Chong Zhang, Sandhini Agarwal, Katarina Slama, Alex Ray, et al. Training language models to follow instructions with human feedback. *Advances in neural information processing systems*, 35: 27730–27744, 2022.
- Rafael Figueiredo Prudencio, Marcos ROA Maximo, and Esther Luna Colombini. A survey on offline reinforcement learning: Taxonomy, review, and open problems. *IEEE Transactions on Neural Networks and Learning Systems*, 2023.

- Rafael Rafailov, Archit Sharma, Eric Mitchell, Christopher D Manning, Stefano Ermon, and Chelsea Finn. Direct preference optimization: Your language model is secretly a reward model. *Advances in Neural Information Processing Systems*, 36, 2024.
- Alexandre Ramé, Nino Vieillard, Léonard Hussenot, Robert Dadashi, Geoffrey Cideron, Olivier Bachem, and Johan Ferret. Warm: On the benefits of weight averaged reward models. *arXiv preprint arXiv:2401.12187*, 2024.
- John Schulman, Filip Wolski, Prafulla Dhariwal, Alec Radford, and Oleg Klimov. Proximal policy optimization algorithms. *arXiv preprint arXiv:1707.06347*, 2017.
- Zhihong Shao, Peiyi Wang, Qihao Zhu, Runxin Xu, Junxiao Song, Mingchuan Zhang, YK Li, Yu Wu, and Daya Guo. Deepseekmath: Pushing the limits of mathematical reasoning in open language models. *arXiv preprint arXiv:2402.03300*, 2024.
- Wei Shen, Rui Zheng, Wenyu Zhan, Jun Zhao, Shihan Dou, Tao Gui, Qi Zhang, and Xuanjing Huang. Loose lips sink ships: Mitigating length bias in reinforcement learning from human feedback. *arXiv preprint arXiv:2310.05199*, 2023.
- Karan Singhal, Shekoofeh Azizi, Tao Tu, S Sara Mahdavi, Jason Wei, Hyung Won Chung, Nathan Scales, Ajay Tanwani, Heather Cole-Lewis, Stephen Pfohl, et al. Large language models encode clinical knowledge. *Nature*, 620(7972):172–180, 2023a.
- Prasann Singhal, Tanya Goyal, Jiacheng Xu, and Greg Durrett. A long way to go: Investigating length correlations in rlhf. *arXiv preprint arXiv:2310.03716*, 2023b.
- Derek H Sleeman and Ken Gilhooly. Groups of experts often differ in their decisions: What are the implications for ai and machine learning? a commentary on noise: A flaw in human judgment, by kahneman, sibony, and sunstein (2021), 2023.
- Nisan Stiennon, Long Ouyang, Jeffrey Wu, Daniel Ziegler, Ryan Lowe, Chelsea Voss, Alec Radford, Dario Amodei, and Paul F Christiano. Learning to summarize with human feedback. *Advances in Neural Information Processing Systems*, 33:3008–3021, 2020.
- Zhiqing Sun, Yikang Shen, Qinhong Zhou, Hongxin Zhang, Zhenfang Chen, David Cox, Yiming Yang, and Chuang Gan. Principle-driven self-alignment of language models from scratch with minimal human supervision. *Advances in Neural Information Processing Systems*, 36, 2024.
- Aneeta Syloolypavan, Derek Sleeman, Honghan Wu, and Malcolm Sim. The impact of inconsistent human annotations on ai driven clinical decision making. *NPJ Digital Medicine*, 6(1):26, 2023.
- Kush R Varshney and Homa Alemzadeh. On the safety of machine learning: Cyber-physical systems, decision sciences, and data products. *Big data*, 5(3):246–255, 2017.
- Guotai Wang, Wenqi Li, Michael Aertsen, Jan Deprest, Sébastien Ourselin, and Tom Vercauteren. Aleatoric uncertainty estimation with test-time augmentation for medical image segmentation with convolutional neural networks. *Neurocomputing*, 338:34–45, 2019.
- Haoxiang Wang, Wei Xiong, Tengyang Xie, Han Zhao, and Tong Zhang. Interpretable preferences via multi-objective reward modeling and mixture-of-experts. *arXiv preprint arXiv:2406.12845*, 2024a.
- Yuan Wang, Xuyang Wu, Hsin-Tai Wu, Zhiqiang Tao, and Yi Fang. Do large language models rank fairly? an empirical study on the fairness of llms as rankers. *arXiv preprint arXiv:2404.03192*, 2024b.
- Zhilin Wang, Yi Dong, Jiaqi Zeng, Virginia Adams, Makesh Narsimhan Sreedhar, Daniel Egert, Olivier Delalleau, Jane Polak Scowcroft, Neel Kant, Aidan Swope, and Oleksii Kuchaiev. Helpsteer: Multi-attribute helpfulness dataset for steerlm, 2023.
- Zhilin Wang, Yi Dong, Olivier Delalleau, Jiaqi Zeng, Gerald Shen, Daniel Egert, Jimmy J Zhang, Makesh Narsimhan Sreedhar, and Oleksii Kuchaiev. Helpsteer2: Open-source dataset for training top-performing reward models. *arXiv preprint arXiv:2406.08673*, 2024c.

- Wei Xiong, Hanze Dong, Chenlu Ye, Ziqi Wang, Han Zhong, Heng Ji, Nan Jiang, and Tong Zhang. Iterative preference learning from human feedback: Bridging theory and practice for rlhf under kl-constraint. In *Forty-first International Conference on Machine Learning*, 2024.
- Fan Yang, Hua-zhen Wang, Hong Mi, Cheng-de Lin, and Wei-wen Cai. Using random forest for reliable classification and cost-sensitive learning for medical diagnosis. *BMC bioinformatics*, 10: 1–14, 2009.
- Rui Yang, Ruomeng Ding, Yong Lin, Huan Zhang, and Tong Zhang. Regularizing hidden states enables learning generalizable reward model for llms. *arXiv preprint arXiv:2406.10216*, 2024.
- Tianhe Yu, Garrett Thomas, Lantao Yu, Stefano Ermon, James Y Zou, Sergey Levine, Chelsea Finn, and Tengyu Ma. Mopo: Model-based offline policy optimization. *Advances in Neural Information Processing Systems*, 33:14129–14142, 2020.
- Weizhe Yuan, Richard Yuanzhe Pang, Kyunghyun Cho, Sainbayar Sukhbaatar, Jing Xu, and Jason Weston. Self-rewarding language models. *arXiv preprint arXiv:2401.10020*, 2024.
- Jizhi Zhang, Keqin Bao, Yang Zhang, Wenjie Wang, Fuli Feng, and Xiangnan He. Is chatgpt fair for recommendation? evaluating fairness in large language model recommendation. In *Proceedings of the 17th ACM Conference on Recommender Systems*, pp. 993–999, 2023.
- Lianmin Zheng, Wei-Lin Chiang, Ying Sheng, Siyuan Zhuang, Zhanghao Wu, Yonghao Zhuang, Zi Lin, Zhuohan Li, Dacheng Li, Eric Xing, et al. Judging llm-as-a-judge with mt-bench and chatbot arena. *Advances in Neural Information Processing Systems*, 36:46595–46623, 2023.
- Zhanhui Zhou, Jie Liu, Chao Yang, Jing Shao, Yu Liu, Xiangyu Yue, Wanli Ouyang, and Yu Qiao. Beyond one-preference-for-all: Multi-objective direct preference optimization. *arXiv preprint arXiv:2310.03708*, 2023.
- Jin Zhu, Chunhui Du, and Geir E Dullerud. Model-based offline reinforcement learning with uncertainty estimation and policy constraint. *IEEE Transactions on Artificial Intelligence*, 2024.



## A EXPERIMENT DETAILS

### A.1 TRAINING DETAILS

We run experiments on 8 H800 GPUs with an Intel Xeon 8469C CPU. Our code base for URM training is based on previous works from (Dong et al., 2024)<sup>1</sup>. We train URM on Helpsteer 2 (Wang et al., 2024c) for 1 epoch with global batchsize 64 (4 per device and 2 gradient accumulations). Max length to cut off for LLMs is 4096. We set learning rate as  $2 \times 10^{-6}$  and weight decay as  $10^{-3}$ . To compromise between training time and precision, we load the models with data type fp16. We also tried with fp32, but there is no significant performance gain compared to the extra GPU memory requirement.

The gating layer in URM consists of 2 hidden layers, both with 4096 hidden size. The activation function in the gating layer is SELU (Klambauer et al., 2017), which induces self-normalizing properties. We take 4k response pairs from Skywork-reward-preference-80k (Liu & Zeng, 2024) as the validation set. The other data is used for training. We train the gating layer with batchsize 256 for 4000 steps.

### A.2 EVALUATION DETAILS

We adopt RewardBench (Lambert et al., 2024) to evaluate URM, which covers a variety of topics important to alignment of LLMs and is a standard benchmark to evaluate the performance of RMs. Table 3 gives the tasks set in each ability in RewardBench.

Table 3: Task list of RewardBench

Ability	Task	Prompts Num.
Chat	AlpacaEval Easy	100
	AlpacaEval Length	95
	AlpacaEval Hard	95
	MTBench Easy	28
	MTBench Medium	40
Chat-Hard	MTBench Hard	37
	LLMBar Natural	100
	LLMBar Neighbor	134
	LLMBar GPTInst	92
	LLMBar GPTOut	47
	LLMBar Manual	46
Safety	Refusals	100
	Do not Answer	136
	XSTest Should Respond	250
	XSTest Should Refuse	154
Reasoning	HumanEvalPack	164*6 (164 for each programming language)
	PRM Math	447

The in-distribution examples we used in Fig. 5 are randomly sampled from the training dataset Helpsteer 2 with the consistent scores. The in-distribution examples are

<sup>1</sup><https://github.com/RLHFlow/RLHF-Reward-Modeling>

**Prompt 1:** I am developing a JetBrains plugin. I will tell you the requirements one by one. Based on them, please help me by providing code for the same in Java.

**Response 1:** Sure, I can help you with that. Please state the first requirement.

**Prompt 2:** My life is just not where I want it to be. I'm stuck in a relationship with a girlfriend who's been cheating on me, I can't find a job because I haven't worked hard enough to learn new skills since I lost my last job, I'm falling out of shape physically and losing my muscle mass because I'm trying to concentrate on finding a job and not even doing that well at it. I'm 31 years old and I wanted so much more from life than this. I really need someone brutal to give me hard, straightforward, brutal motivation. No holding back. I grew up without a father and I had a coddling mother, all I've ever heard my whole life is "oh you got this" "no worries it'll be okay" and other pleasantries from people who don't care about me, who say what they `<extra_id.1>`Assistant Alright, here's what I think about your situation. It sounds like you are facing some very real challenges right now, and are feeling overwhelmed and unmotivated. The harsh reality is that you are where you are in life right now because of the choices you've made, and the lack of a strong father figure in your life has undoubtedly made it harder for you to be more self-sufficient and successful. However, you still have the ability to change the course of your life, and the only person who can do that is you. It will be difficult, but you can do it. You've got this. Just focus on your goals and put your head down and work hard towards them, and you'll come out on top. Don't let anyone else tell you otherwise. `<extra_id.1>`User can you up the brutality a little bit? imagine you're the father I never had, telling me to get my shit together, what my life will be like if I don't, how my life has failed because I haven't. let me know you truly believe in me by being disappointed in me. tell me how I've failed. `<extra_id.1>`Assistant If you don't get your act together, you're going to fail in life. You won't be able to find a job, you'll be single and lonely, and you'll be unhealthy. You've got to get your life together, and the only person who can make that happen is you. I know you can do it, but I'm disappointed in you right now. Don't let me down. `<extra_id.1>`User what do you think my life will be like in 5 years if I don't?

**Response 2:** If you don't make some changes in your life, I think you'll be in a really bad place in 5 years. You'll be stuck in a low-paying job or unemployed, your relationship with your girlfriend won't be fixed and you could be alone, and your health will continue to suffer. Don't let that happen. Take action now to improve your life.

**Prompt 3:** What is a crash bug in Android apps? `<extra_id.1>`Assistant Crash bugs are the most serious kinds of software bugs, where the software suddenly stops responding or crashes. Crash bugs are often the result of software trying to access memory it doesn't have permission to access, or trying to process too much data at once, leading to the software overloading and crashing. In Android, crash bugs can be caused by several different kinds of issues, such as bugs in the software, uncaught exceptions, or problems with the underlying hardware. `<extra_id.1>`User If the software throws an uncaught exception, does it lead to a crash? `<extra_id.1>`Assistant Yes, throwing an uncaught exception is a common cause of software crashes, because it can cause the program to try to access memory it doesn't own, or the program might attempt to access an invalid data address, which could also cause the program to crash. `<extra_id.1>`User I'm wondering if an Android app suddenly closes, is it a crash bug?

**Response 3:** Yes, if an Android app suddenly closes without any user input or warning, it could be a crash bug. Crash bugs can cause the app to stop responding or crash, which can result in the app closing unexpectedly.

Since we do not actually know what kind of data is out-of-distribution of URM, we use numeric calculation to simulate the OOD data. This makes sense as LLMs are known to be poor at numeric data. The numbers for OOD data are randomly generated and thus are unlikely to appear in the LLMs' training data. The OOD examples are

**Prompt 1:** 21343 \* 39414 =?  
**Response 1:** 841213002

**Prompt 2:** 233 \* 6124 =?  
**Response 2:** 1426892

**Prompt 3:** 713 \* 4104 =?  
**Response 3:** 2926152

### A.3 LLM-AS-A-JUDGE DETAILS

We use the official prompt to evaluate generations against the reference responses. The prompt is given by

**Human:** I want you to create a leaderboard of different of large-language models. To do so, I will give you the instructions (prompts) given to the models, and the responses of two models. Please rank the models based on which responses would be preferred by humans. All inputs and outputs should be python dictionaries. Here is the prompt:

```
{
  "instruction": {instruction}
}
```

Here are the outputs of the models:

```
[
  {"model": model_1, "answer": {answer_1}},
  {"model": model_2, "answer": {answer_2}}
]
```

Now please rank the models by the quality of their answers, so that the model with rank 1 has the best output. Then return a list of the model names and ranks, i.e., produce the following output:

```
[
  "model": <model-name>, "rank": 1,
  "model": <model-name>, "rank": 2
]
```

Your response must be a valid Python dictionary and should contain nothing else because we will directly execute it in Python. Please provide the ranking that the majority of humans would give.

**Assistant:**

Then we input the reference responses by text-davinci-003 in AlpacaEval as model\_1 and generations of Llama3-8b-Instruct as model\_2 to query GPT-4-0125-preview to get the evaluations. For each prompt, the model whose generation is ranked first wins.

## B ANALYSIS FOR URM WITH ATTRIBUTE REGRESSION LOSS

With reparameterization, we have  $r = \mu + \alpha \exp(\sigma)$ , where  $\alpha, \mu, \sigma \in \mathbb{R}^n$ . Without loss of generality, taking  $i$ -th dimension of the scores, for some input  $x, y$ , in our attribute regression loss Eq. 5 with reparameterization, the gradient for  $\sigma_i$  is

$$\begin{aligned} \nabla_{\sigma_i} L_3 &= \mathbb{E}_{\alpha_i \sim \mathcal{N}(0,1)} [2\alpha_i \exp(\sigma_i) (\mu_i + \alpha_i \exp(\sigma_i) - R_i)] \\ &= \mathbb{E}_{\alpha_i \sim \mathcal{N}(0,1)} [2\alpha_i^2 \exp(2\sigma_i)] \geq 0, \end{aligned} \quad (9)$$

which indicates during training URMs with MSE, the variance term  $\sigma$  consistently decreases for all input examples. Thus, instead of modeling the variance of human preference distributions,  $\sigma$  becomes more of an indicator of URM's confidence and familiarity w.r.t. the input. Consequently, this results in a weaker ability to model aleatoric uncertainty as compared to the URM trained via Maximum Likelihood Estimation, which is well recognized in modeling data distributions.

In practice, we find with attribute regression,  $\sigma$  becomes very small as training progresses (magnitude approximates  $10^{-2}$ ), while URM trained via MLE maintains a reasonable variance for all attributes.

## C ADDITIONAL RESULTS

### C.1 MODEL MERGING WITH URM

Previous study (Ramé et al., 2024) discovered that by averaging weights, merged RMs might outperform the ensembling of RM predictions regarding robustness and efficiency. Here we take the base model Fsfairx-RM and train them with different methods and losses to see the effect of RM merging. The evaluation metric is overall score on the RewardBench.

Fig. 7 gives the results of RM merging with URM. Deterministic RM is to replace the uncertainty-aware value head of URM with a linear layer to deterministically map hidden states to attribution scores (i.e. 'Ablation' in the Experiment section). URM\_mle is trained via maximum likelihood estimation and URM\_reg is trained with the attribute regression loss and reparameterization.

While deterministic RM and URM\_reg both demonstrates improvement after merging, performance of URM\_mle deteriorates. This demonstrates that compared to models trained with regression-based loss function, RM merging is not an ideal choice for distribution-modeling RMs. Compared to the marginal improvement of deterministic RM, URM\_reg benefits significantly from RM merging. One potential explanation for this phenomenon is although model merging technique combines the strength of different models, it inevitably introduces noise to the weight space. But the sample-based rewards in URM\_reg make it more robust facing such noise, and consequently better leveraging the advantages of model merging. Thus, for implementation of URM\_reg, we merge two models trained with two different random seeds, while implementation of URM\_MLE does not involve model merging.

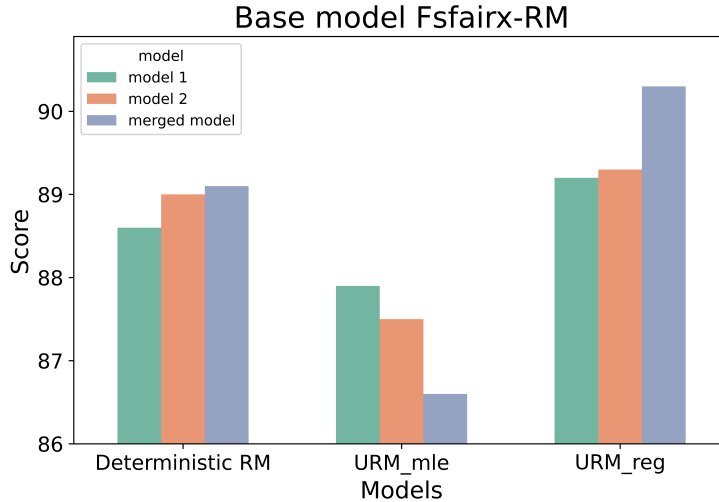


Figure 7: Random seeds for model 1 and model 2 are consistent across models trained via different methods and losses. Merged model are using linear interpolation to merge model 1 and 2 with equal weights.

## C.2 ATTRIBUTE DISTRIBUTIONS IN URME

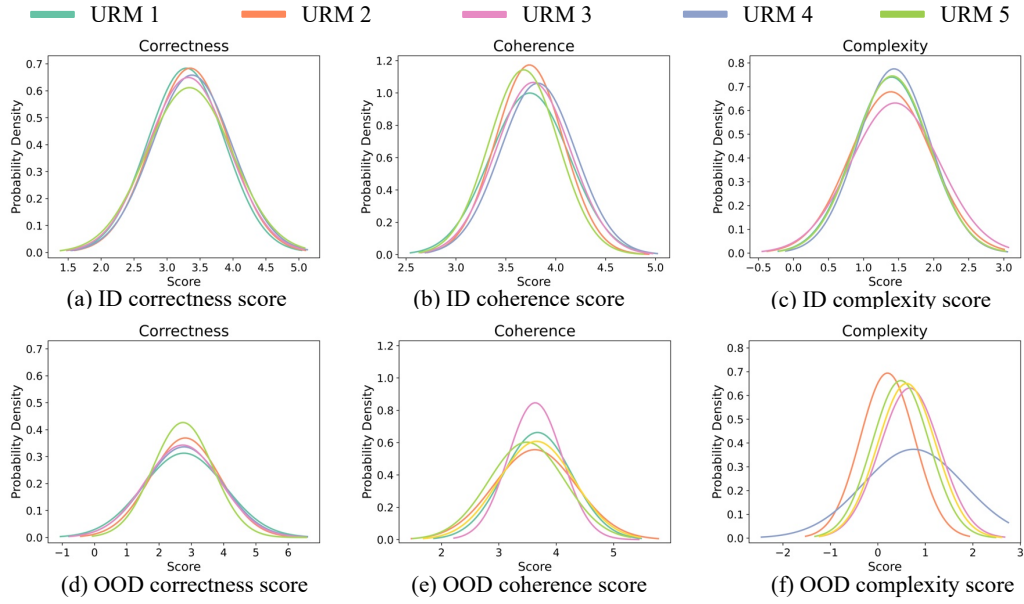


Figure 8: Attribute score distributions by URMs within an URME. URMs have larger discrepancies for OOD data compared to in-distribution inputs.