



Constraints on the Hubble and matter density parameters with and without modelling the CMB anisotropies

INDRANIL BANIK ¹ AND NICK SAMARAS ²

¹*Institute of Cosmology & Gravitation, University of Portsmouth, Dennis Sciama Building, Burnaby Road, Portsmouth PO1 3FX, UK*

²*Astronomical Institute, Faculty of Mathematics and Physics, Charles University, V Holešovičkách 2, CZ-180 00 Praha 8, Czech Republic*

Astronomy, accepted

ABSTRACT

We consider constraints on the Hubble parameter H_0 and the matter density parameter Ω_M from: (i) the age of the Universe based on old stars and stellar populations in the Galactic disc and halo (Cimatti & Moresco 2023); (ii) the turnover scale in the matter power spectrum, which tells us the cosmological horizon at the epoch of matter-radiation equality (Philcox et al. 2022); and (iii) the shape of the expansion history from supernovae (SNe) and baryon acoustic oscillations (BAOs) with no absolute calibration of either, a technique known as uncalibrated cosmic standards (UCS; Lin, Chen, & Mack 2021). A narrow region is consistent with all three constraints just outside their 1σ uncertainties. Although this region is defined by techniques unrelated to the physics of recombination and the sound horizon then, the standard *Planck* fit to the CMB anisotropies falls precisely in this region. This concordance argues against early-time explanations for the anomalously high local estimate of H_0 (the ‘Hubble tension’), which can only be reconciled with the age constraint at an implausibly low Ω_M . We suggest instead that outflow from the local KBC supervoid (Keenan, Barger, & Cowie 2013) inflates redshifts in the nearby universe and thus the apparent local H_0 . Given the difficulties with solutions in the early universe, we argue that the most promising alternative to a local void is a modification to the expansion history at late times, perhaps due to a changing dark energy density.

Keywords: Cosmology (343) – Hubble constant (758) – Matter density (1014) – Cosmological parameters from large-scale structure (340) – Stellar ages (1581)

1. INTRODUCTION

The Universe is thought to have undergone an early period of rapid accelerated expansion known as inflation, which would cause any initial departure from flatness to rapidly decay (Guth 1981). After this inflationary era and the subsequent era of radiation domination, a flat FLRW universe (Friedmann 1922, 1924; Lemaître 1931; Robertson 1935, 1936a,b; Walker 1937) is largely governed by just two parameters: the fraction of the cosmic critical density in the matter component (Ω_M) and h , the Hubble constant H_0 in units of 100 km/s/Mpc. It is well known that if we assume the standard cosmological paradigm known as Lambda-Cold Dark Matter (ΛCDM; Peebles 1984; Efstathiou, Sutherland, & Mad-

dox 1990; Ostriker & Steinhardt 1995), h and Ω_M can be obtained to high precision from the anisotropies in the cosmic microwave background (CMB; e.g. Planck Collaboration VI 2020).¹ However, the inferred h is inconsistent with the locally inferred value from the redshift gradient $z' \equiv dz/dr$, which measures how quickly the redshift z rises with distance r . In a homogeneously expanding universe, the local $z' = H_0/c$, where c is the speed of light (equation 3 of Mazurenko, Banik, & Kroupa 2025). The anomalously high local cz' compared to the predicted H_0 is known as the Hubble tension (e.g. Perivolaropoulos 2024; Di Valentino et al. 2025).

¹ The CMB also provides a wealth of other information, including the fraction Ω_b of the cosmic critical density in baryons, the optical depth to reionisation, and the power spectrum of primordial density fluctuations.

Although most local measurements of cz' in recent years exceed the Λ CDM prediction calibrated using the CMB, some slightly lower measurements are plausibly in agreement with it, highlighting that the Hubble tension is still a matter of active investigation (Efstathiou 2020; Freedman et al. 2020; Boruah et al. 2021; Freedman 2021; Lin & Ishak 2021; Chen et al. 2024; Freedman et al. 2025). Some studies constrain the expansion history using measurements at higher z . These H_0 measurements are usually in line with the Λ CDM prediction calibrated to the CMB (Domínguez et al. 2019; Birrer et al. 2020; Park & Ratra 2020; Cao & Ratra 2022; Wu et al. 2022). This raises the possibility of obtaining different H_0 values from data at different z , as indeed suggested by several recent studies (Jia et al. 2023, 2025b,a). We explore this important issue further.

It has been argued that h and Ω_M are some of the most important cosmological parameters to consider when trying to address the Hubble tension (Toda et al. 2024). Some proposed solutions modify the physics prior to recombination at $z = 1100$ but have minimal impact beyond the first Myr of cosmic history. This motivates us to infer h and Ω_M without modelling the CMB anisotropies in Λ CDM – such results may not be applicable to alternative cosmological models, especially those involving early dark energy (EDE; e.g. Poulin et al. 2019). We therefore focus on three non-CMB constraints, two of which are almost completely immune to the physics in the first Myr. The third assumes Λ CDM prior to and shortly after matter-radiation equality at $z = 3400$. This is because early-time solutions to the Hubble tension often modify the physics only shortly prior to recombination, thus not much affecting the radiation-dominated era when the universe was $\gtrsim 7\times$ younger (see Appendix A). All three constraints should therefore remain valid in such alternative cosmologies.

In Section 2, we explain the techniques used to constrain H_0 and Ω_M . We then present our results and discuss them in Section 3 before concluding in Section 4.

2. METHODS

In what follows, we briefly describe each of the three considered non-CMB constraints on Ω_M and h , treating the local cz' as a constraint on the latter. In each case, we consider two different studies that obtain the relevant constraint in different ways, increasing confidence in the robustness of our result. For completeness, we also consider the standard *Planck* constraint, which assumes Λ CDM in the early universe (Planck Collaboration VI 2020).

2.1. Uncalibrated cosmic standards (UCS)

There is much controversy about the absolute magnitude of Type Ia supernovae (SNe Ia) and the comoving size r_d of the BAO ruler. Leaving these as free parameters in the UCS technique, we can still constrain the shape of the expansion history and thus Ω_M (Lin, Chen, & Mack 2021).² This yields the tight constraint $\Omega_M = 0.302 \pm 0.008$.

It has recently become possible to use BAO measurements from the Dark Energy Spectroscopic Instrument Data Release 2 (DESI DR2) to constrain Ω_M without making assumptions about $r_d h$, which can be inferred from the data jointly with Ω_M (DESI Collaboration 2025). Their equation 17 shows that $\Omega_M = 0.2975 \pm 0.0086$ without considering SNe or any other external dataset. BAO measurements are mostly sensitive around $z \approx 0.5 - 1$, thus probing epochs long after recombination.

2.2. The matter power spectrum

The cosmic expansion history has largely been a power-law due to matter being by far the dominant component, apart from the relatively recent phenomenon of dark energy dominance. The combination of a power-law primordial power spectrum (Harrison 1970; Peebles & Yu 1970; Zeldovich 1972) with a power-law expansion history leads to a power-law spectrum also at late times. This behaviour breaks down on small scales because at the early times when these modes entered the cosmic horizon, the universe was still dominated by radiation. During that era, even sub-horizon matter density perturbations could not grow due to the Meszaros effect (Meszaros 1974). This leads to a characteristic peak in the matter power spectrum at a comoving wavenumber of k_{eq} .

Surveys of large-scale structure (LSS) in redshift space provide the tight constraint $k_{\text{eq}}/h = (1.64 \pm 0.05) \times 10^{-2}/\text{Mpc}$ (Philcox et al. 2022). This is important to our discussion because $k_{\text{eq}}/h \propto \Omega_M h$ (equation 3 of Eisenstein & Hu 1998, note they use Ω_0 to denote Ω_M). We obtain the proportionality constant by noting that Philcox et al. (2022) report most likely values of $h = 0.648$ and $\Omega_M = 0.338$ (see their figure 2). This combination presumably corresponds to their most likely k_{eq}/h . We assume its fractional uncertainty is the same as that in $\Omega_M h$. We use their study only to constrain this product rather than follow their approach

² Those authors also use the angular scale of the first peak in the CMB power spectrum as an extra angular BAO data point, but this does not assume any pre-recombination model. The comoving size of the CMB ruler is $r_* = r_d/1.0184$, a ratio which is essentially the same even in quite non-standard cosmological models (see section 2.2 of Vagnozzi 2023).

of breaking the degeneracy using a prior on Ω_M , since this often comes from the same information already considered in Section 2.1, which we need to avoid double-counting.

The degeneracy between Ω_M and h can be broken by considering the matter power spectrum in greater detail instead of just focusing on where it peaks. By cross-correlating *Planck* CMB observations from *Planck* Public Release 4 (PR4; Carron, Mirmelstein, & Lewis 2022) with galaxies observed as part of the Atacama Cosmology Telescope Data Release 6 (ACT DR6; Madhavacheril et al. 2024; Qu et al. 2024), it is possible to build up three different two-point galaxy correlation functions, namely the galaxy-galaxy, galaxy-lensing, and lensing-lensing correlations.³ This 3×2 pt analysis of LSS constrains both h and Ω_M reasonably precisely, albeit at the expense of requiring that structure growth on the relevant scales follow Λ CDM expectations (Farren et al. 2025). Those authors combine these measurements with uncalibrated SNe Ia to tighten the constraints.

2.3. Stellar ages in the Galactic halo

Cimatti & Moresco (2023) compile reliable measurements of the ages of stars, globular clusters (GCs), and ultrafaint dwarf galaxies in the Galactic disc and halo. The inverse variance weighted mean age of their 11 considered samples is

$$t_{\text{age}} = 14.05 \pm 0.25 \text{ Gyr}, \quad (1)$$

with the inverse of the combined variance found by summing the individual inverse variance of each sample.

To estimate how long these objects took to form, we note that those authors estimated the formation redshift to be $11 - 30$, which corresponds to $t_f = 100 - 400$ Myr after the Big Bang. Taking the geometric mean of this range, we estimate that $t_f = 0.2$ Gyr, so it is uncertain by a factor of 2. The total age of the Universe is thus

$$t_U = t_{\text{age}} + t_f. \quad (2)$$

Since $t_f \ll t_{\text{age}}$, the total t_U is barely affected even by rather large changes to the assumed t_f . For instance, if the expansion rate at $z > 30$ was actually 10% faster than assumed such that the Universe then had an age of only 90 Myr rather than 100 Myr, the impact on t_U would be $< 0.1\%$.

As a second way to estimate t_U independently of cosmological assumptions, we consider the work of Valcin et al. (2025), who focus exclusively on Galactic GCs.

These should provide more reliable results than individual stars, but since the number of GCs is much smaller, it is more difficult to reliably determine the upper limit to their age distribution. Valcin et al. (2025) fit this distribution using a truncated Gaussian and find that the upper limit to the GC ages is 13.39 ± 0.25 Gyr, combining statistical and systematic uncertainties in quadrature. The somewhat lower value may reflect that GCs took longer to form than stars, but we continue to make the assumption that $t_f = 0.2$ Gyr and has a factor of 2 uncertainty. It will become apparent that assuming a higher t_f would only strengthen our main conclusion.

We obtain $H_0 t_U$ for each Ω_M by inverting equation 45 of Haslbauer, Banik, & Kroupa (2020). We note that $H_0 t_U \propto \Omega_M^{-0.28}$ (equation 35 of Poulin, Smith, & Karwal 2023).

2.4. The Planck CMB constraint in Λ CDM

We find the size and orientation of the *Planck* error ellipse from the published uncertainties on Ω_M and h (see the TTTEEE column of table 5 in Tristram et al. 2024). The tightest constrained combination is $\Omega_M h^3$ (Kable, Addison, & Bennett 2019). Working in the space of $(\ln \Omega_M, \ln h)$, the short axis of the error ellipse is thus towards the direction $(1, 3)/\sqrt{10}$, with uncertainty σ_+ (named for its positive slope). The long axis is the orthogonal direction $(-3, 1)/\sqrt{10}$, with uncertainty σ_- . Decomposing the $\ln \Omega_M$ and $\ln h$ directions into combinations of these two statistically independent directions, we find σ_+ and σ_- by solving

$$\begin{bmatrix} 0.1 & 0.9 \\ 0.9 & 0.1 \end{bmatrix} \begin{bmatrix} \sigma_+^2 \\ \sigma_-^2 \end{bmatrix} = \begin{bmatrix} \sigma^2(\ln \Omega_M) \\ \sigma^2(\ln h) \end{bmatrix}, \quad (3)$$

where $\sigma(\ln \Omega_M)$ is the fractional uncertainty in Ω_M (similarly for h). We then scale the ellipse by a factor χ so that the enclosed probability is 68.27%, corresponding to the usual 1σ definition. Since there are two degrees of freedom and we assume Gaussian errors, we find that $\chi = 1.52$ by inverting equation 24 of Asencio, Banik, & Kroupa (2021). Thus, the error ellipse in \ln -space has semi-minor axis $\chi\sigma_+ = 0.0024$ and semi-major axis $\chi\sigma_- = 0.036$. The axis ratio of 15 indicates negligible uncertainty on $\Omega_M h^3$ compared to other combinations.

These small uncertainties assume no major systematics with *Planck* measurements of the $\mathcal{O}(10^{-5})$ CMB anisotropies. These seem quite robust given that the inferred cosmological parameters in Λ CDM remain similar if we use instead CMB measurements from ACT (Calabrese et al. 2025) or the South Pole Telescope (SPT; Camphuis et al. 2025). Moreover, even if we were to neglect measurements of the CMB anisotropies, we can infer H_0 using only the CMB monopole temperature T_0

³ Lensing here refers to weak lensing.

in combination with the primordial light element abundances, relying on the well-established theory of Big Bang nucleosynthesis (BBN) to get the ratio η between the number densities of baryons and photons (Cyburt et al. 2016). Combining η with the radiation density implied by T_0 tells us the baryon density $\Omega_b h^2$. This in turn allows us to calculate r_d given Ω_M and h (Brieden, Gil-Marín, & Verde 2023). Assuming Λ CDM physics sets the sound speed prior to recombination, their equation 3.4 shows that $r_d \propto h^{-0.46}$ at fixed $\Omega_b h^2$ and Ω_M . Bearing in mind that uncalibrated BAO data can already constrain Ω_M and the product $r_d h$ (Section 2.1), combining with BBN constrains r_d and h individually (Schöneberg et al. 2022). This BAO + BBN route to H_0 gives 68.51 ± 0.58 km/s/Mpc (DESI Collaboration 2025), far below local measurements of cz' . Therefore, any problem with measurements of the subtle CMB anisotropies cannot by itself account for the Hubble tension.

2.5. The local redshift gradient

As a representative of the high local estimates of cz' (usually equated with H_0), we show the SH0ES result (Breuval et al. 2024). Their study calibrates the Leavitt Law linking the period and peak absolute magnitude of Cepheid variables (Leavitt & Pickering 1912) using geometric distances to Galactic Cepheids, both Magellanic Clouds, and NGC 4258. The Leavitt Law is then used to calibrate distances to host galaxies of SNe Ia, whose absolute magnitude is important to determining cz' (Chen et al. 2024).

We emphasize that many other measurements of the local cz' by different teams using different techniques and instruments give quite similar values (e.g., see figure 10 of Riess & Breuval 2024, and references therein). Neither Cepheids nor SNe Ia are critical to measuring the high local cz' , and indeed one can avoid using either (Scolnic & Vincenzi 2023). By measuring the distance scale using Cepheid variables, the tip of the red giant branch, and surface brightness fluctuations, Udwin et al. (2024) found that $H_0 \approx 72 - 73$ km/s/Mpc. Moreover, distances obtained by the *James Webb Space Telescope* (*JWST*) are in good agreement with those obtained previously by the *Hubble Space Telescope* (HST; Riess et al. 2024a; Freedman et al. 2025), demonstrating that unrecognised crowding of Cepheid variables is not responsible for distances being underestimated as much as the *Planck* cosmology requires (Riess et al. 2024b). The low cz' reported by Freedman et al. (2025) is due to a chance fluctuation caused by their small sample size and intrinsic scatter in the absolute magnitudes of SNe Ia, but extending their results by including other

galaxies with available data leads to a higher inferred cz' in line with SH0ES (Riess et al. 2024a; Li et al. 2025).

We consider a second estimate of the local cz' using the fundamental plane (FP; Dressler et al. 1987) relation of elliptical galaxies observed by DESI. The FP has recently been used to anchor the local cz' to d_{Coma} , the distance to the Coma Cluster (Said et al. 2025). Measurements of d_{Coma} over the last three decades using a variety of techniques give consistent results, which combined with the DESI FP result gives a high local cz' consistent with other studies (Scolnic et al. 2025). cz' can be reduced to the *Planck* Λ CDM value only if we assume an implausibly large $d_{\text{Coma}} \gtrsim 110$ Mpc, but observations show that $d_{\text{Coma}} \approx 100$ Mpc. This makes it increasingly unlikely that the local cz' will one day be revised downwards by the necessary 10% and local distance moduli revised upwards by 0.2 mag.

3. RESULTS AND DISCUSSION

Our results are shown in Figure 1. The 1σ constraints from UCS, k_{eq}/h , and stellar ages are not mutually compatible. However, these bands enclose a narrow triangle in parameter space that is consistent with all three constraints just outside their 1σ regions. Remarkably, this is precisely where we find the tight *Planck* constraint from the CMB anisotropies assuming Λ CDM. The overlap of these two very small regions of parameter space strongly suggests that the underlying assumptions are largely correct and that the model parameters Ω_M and h are in this narrow range. The only outlier is the SH0ES result for the local cz' using 42 SNe Ia with distances found from the Leavitt Law, itself calibrated using 4 anchor galaxies with trigonometric distances (Section 2.5).

To check the robustness of this conclusion, we show an alternative version of each constraint in Figure 2. The overall picture remains very similar, with the $3 \times 2\text{pt}$ analysis of LSS (Section 2.2) preferring much the same region of parameter space as the overlap between the DESI DR2 BAO constraint on Ω_M (Section 2.1) and the nearly orthogonal constraint from old Galactic GCs (Section 2.3). The region of consistency between all three probes also contains the very narrow region where *Planck* CMB observations can be compatible with the Λ CDM paradigm. Once again, the only outlier is the local cz' , even though this time it is found using the DESI FP relation of elliptical galaxies calibrated with the known distance to the Coma Cluster (Section 2.5).

The concordance of probes other than the local cz' in both figures highlights the discrepant nature of the local cz' , which if equated with H_0 can only be reconciled with the observed age of the Universe at an unrealistically low Ω_M . We suggest instead that cz' has been inflated by

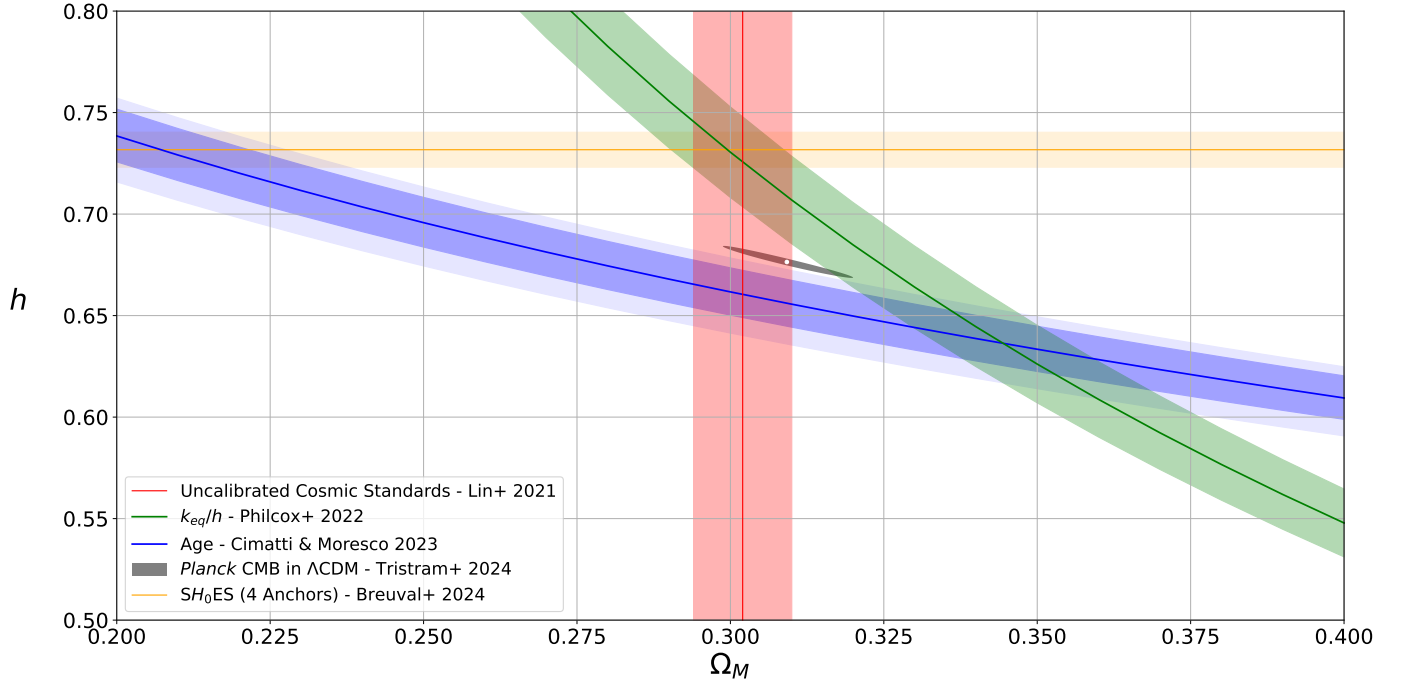


Figure 1. The 1σ constraints on Ω_M and $h \equiv H_0$ in units of 100 km/s/Mpc from the shape of the expansion history traced by SNe and BAOs with no absolute calibration of either (red; Lin, Chen, & Mack 2021), the turnover scale in the matter power spectrum (green; Philcox et al. 2022), and the ages of old stars in the Galactic disc and halo (blue; Cimatti & Moresco 2023), with the light blue band allowing a factor of 2 uncertainty in their formation time. The grey error ellipse shows the *Planck* fit to the CMB anisotropies in Λ CDM (Tristram et al. 2024), which provide the tightest constraint on the combination $\Omega_M h^3$ (Kable, Addison, & Bennett 2019). The white dot at its centre shows the most likely values. The yellow band shows h estimated from the local redshift gradient by the SH0ES team (Breuval et al. 2024), with 4 anchor galaxies used to calibrate the Leavitt Law.

outflow from the local KBC supervoid (Keenan, Barger, & Cowie 2013), which is evident across the whole electromagnetic spectrum, from radio to X-rays (see section 1.1 of Haslbauer, Banik, & Kroupa 2020, and references therein). Those authors estimated in their equation 5 that the apparent $46 \pm 6\%$ underdensity of the KBC void in redshift space implies the local cz' should exceed the background H_0 by $11 \pm 2\%$, which is remarkably similar to the actual magnitude of the Hubble tension. The model developed by those authors solves the Hubble tension consistently with the observed void density profile. Without further altering the void model parameters, it also successfully predicted that the BAO data would deviate from expectations in the *Planck* Λ CDM cosmology (Banik & Kalaitzidis 2025). Those authors compiled a list of 49 BAO measurements over the last 20 years, excluding duplicates as far as possible to avoid double-counting (see their table 1). The *Planck* cosmology gives a total χ^2 of 93, but the void models reduce this to 55 – 57, depending on the assumed density profile. This corresponds to reducing the tension from 3.8σ to just $1.1\sigma - 1.3\sigma$ (see their table 2). Since the parameters of both the *Planck* cosmology and the void models were previously published without regard to BAO data and those parameters were used without adjust-

ment to predict the BAO observables, this represents a direct comparison between the *a priori* predictions of the two models. The data show a very strong preference for the local void model, which is hundreds of times more likely than the homogeneous *Planck* cosmology even if we only consider BAO measurements from DESI DR2 (see their section 3.2). Moreover, it can also fit the bulk flow curve out to 250/h Mpc (Watkins et al. 2023; Mazurenko et al. 2024; Stiskalek et al. 2025a). The model requires faster structure growth than expected in Λ CDM, as otherwise local structure cannot solve the Hubble tension through cosmic variance in H_0 (expected to be only 0.9 km/s/Mpc; Camarena & Marra 2018). Independently of the proposed local void model, the fact that bulk flows on a scale of 250/h Mpc are $\approx 4\times$ the Λ CDM expectation for that scale (Watkins et al. 2023; Whitford et al. 2023) implies that peculiar velocities are larger than expected by about this factor. This in turn would raise the expected cosmic variance in H_0 to perhaps 3 km/s/Mpc, which is sufficient to solve the Hubble tension as a 2σ local fluctuation, provided we live in an underdensity.

An interesting aspect of Figures 1 and 2 is that without the age constraint shown in blue, there is excellent agreement between the local cz' and the constraints from

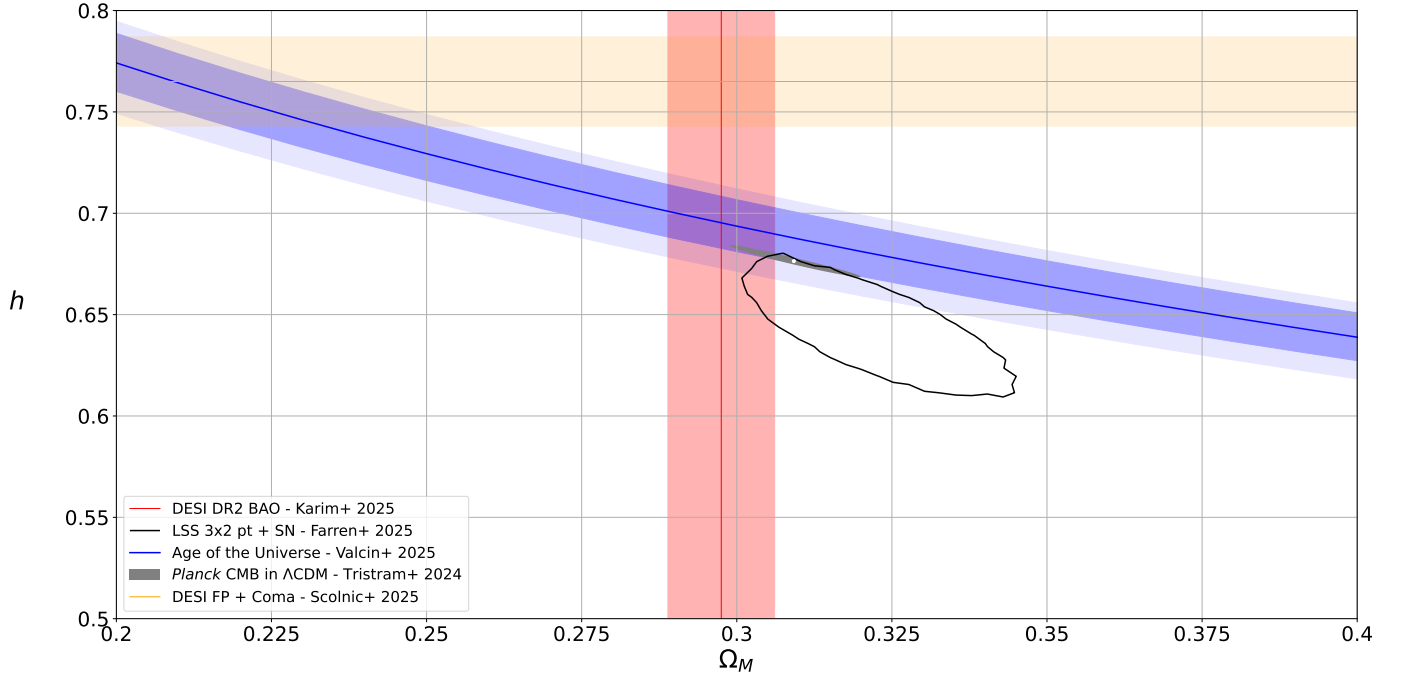


Figure 2. Similar to Figure 1, but using different non-CMB constraints in each case. The shape of the expansion history is constrained using DESI DR2 BAO measurements (red; [DESI Collaboration 2025](#)). The age of the Universe is estimated using Galactic GCs (blue; [Valcin et al. 2025](#)), with the same assumed formation time. The open black contour shows the constraint from uncalibrated SNe Ia combined with three different 2-point statistics of large-scale structure, namely galaxy-galaxy, galaxy-lensing, and lensing-lensing ([Farren et al. 2025](#)). The CMB is used as the source radiation, but the constraint largely derives from the clustering properties of matter at late times. This also contains information about the turnover scale in the matter power spectrum, and thus the epoch of matter-radiation equality (see the text). The yellow band shows h estimated from the local redshift gradient using DESI FP measurements ([Said et al. 2025](#)) calibrated using the distance to the Coma Cluster ([Scolnic et al. 2025](#)). No measurement of its distance since 1990 exceeds the minimum of 110 Mpc required for consistency with the *Planck* Λ CDM constraint.

LSS and UCS. This suggests an early time resolution to the Hubble tension that allows the CMB anisotropies to be fit at higher h . The problem is the absolute ages of old stars ([Cimatti & Moresco 2023](#)) and GCs ([Valcin et al. 2025](#)) – and indeed the Galactic disc as a whole ([Xiang & Rix 2022; Xiang et al. 2025](#)). While uncertainties in the absolute ages of stars and GCs might be underestimated ([Joyce et al. 2023](#)), recent work suggests that spectroscopic ages should be fairly reliable ([Shariat et al. 2025; Tomasetti et al. 2025](#)). Moreover, it is possible to constrain cosmology using only relative stellar ages by treating stellar populations as cosmic chronometers (CCs; [Moresco et al. 2018, 2020](#)). The idea of the CC technique is that a ‘red and dead’ galaxy formed its stars in a rapid burst at very early times, with the stellar population passively evolving ever since ([Jimenez & Loeb 2002](#)). As stars of different masses have different lifetimes, we may observe stellar populations in such galaxies at different redshifts to determine the relative age between those redshifts. This is similar to observing the main sequence turnoff in a GC, but using relative rather than absolute ages. This can make the

results less sensitive to evolutionary phases that might be hard to model, provided the model at least captures how the duration of such phases changes with stellar mass. The use of a much larger number of stars also reduces sensitivity to individual stars. The dz/dt results obtained with CCs are almost entirely from $z > 0.3$, making them largely insensitive to the very low redshifts at which a local void might play a role ([Mazurenko, Banik, & Kroupa 2025](#)). This allows CCs to constrain the background cosmology in a somewhat different way to nearby stars. The slope of the age-redshift relation can only constrain some combination of H_0 and Ω_M , so [Cogato et al. \(2024\)](#) combine CCs with uncalibrated SNe Ia, BAOs, and γ -ray bursts (GRBs) treated as UCS, thereby obtaining $H_0 = 67.2^{+3.4}_{-3.2}$ km/s/Mpc. This is very consistent with the *Planck* value, but the local cz' is $\approx 2\sigma$ higher. More recently, [Guo et al. \(2025\)](#) find that if the shape of the expansion history is constrained using UCS but the absolute timescale is constrained only from CCs, then $H_0 = 68.4^{+1.0}_{-0.8}$ km/s/Mpc, 4.3σ below the local cz' . In a similar vein, [Cao & Ratra \(2023\)](#) report that $H_0 = 69.25 \pm 2.42$ km/s/Mpc by combining data from

BAOs, CCs, SNe Ia, GRBs, quasi-stellar object (QSO) angular sizes, and QSO reverberation mapping using the Mg II and C IV spectral lines. This result comes from averaging over the different models presented in their appendix A, with statistical and systematic errors added in quadrature and HII galaxies excluded given they are presently not suitable for use in cosmology (Cao & Ratra 2024). The good agreement between the constraints from CCs and from the absolute ages of ancient Galactic stars and GCs provides additional confidence that H_0 is below the local cz' , at least if we assume standard FLRW equations at $z \lesssim 100$.

It is therefore difficult to solve the Hubble tension through modifications to standard physics at very early times, even if a good fit to the CMB can be retained (a non-trivial task; see Vagnozzi 2021). Thus, the most promising way to retain the usual assumption that $cz' = H_0$ is to modify the expansion history at late times. This may have little impact on t_U and the angular diameter distance to the CMB. If the modification is carefully tuned, it could enhance the present expansion rate enough to solve the Hubble tension while not much affecting the other observables (Tiwari et al. 2024). Such a modification may arise in scalar-tensor gravity theories (Petronikolou & Saridakis 2023) or from a non-minimal coupling between curvature and gravity (Barroso Varela & Bertolami 2024). Another possibility is that dark energy is not a pure cosmological constant (e.g., Harko 2023; Yao & Meng 2023; Rezazadeh et al. 2024). The main problem with this is that a larger H_0 requires a higher energy density according to the Friedmann equations, which would mean that the dark energy density rises with time (Dahmani et al. 2023). This leads to a phantom equation of state, which suffers from theoretical issues with vacuum stability (Ludwick 2017) and violation of the null energy condition (Lewis & Chamberlain 2025). These issues can be avoided in some proposals based on $f(R)$ or Horndeski gravity (Montani et al. 2024; Tiwari et al. 2025). Even so, it can be difficult to reconcile such models with the latest BAO data, which seems to imply that the dark energy density is currently decreasing with time, worsening the Hubble tension (DESI Collaboration 2025; Hamidreza Mirpournian et al. 2025). This is probably related to the requirement that the angular diameter distance to recombination should not be modified, which in turn implies that the expansion rate can be faster than in the *Planck* cosmology at some redshifts only if it is lower at other redshifts (section 4 of Banik & Kalaitzidis 2025).

Moreover, a purely background solution to the Hubble tension requires us to neglect the evidence that structure formation is more efficient than expected in Λ CDM, e.g.

from the high redshift, mass, and collision velocity of the El Gordo interacting galaxy clusters (Asencio, Banik, & Kroupa 2021, 2023). A faster background expansion rate would create more Hubble drag on growing structures, making it more difficult to explain the fast observed bulk flows and form large and deep voids like the KBC supervoid (Keenan et al. 2013; Wong et al. 2022), whose observed redshift-space density contrast excludes Λ CDM at 6σ confidence (Haslbauer, Banik, & Kroupa 2020).

If these problems are overcome, a modification to the expansion history at late times would avoid the serious difficulties pointed out in this contribution with modifications at early times. These difficulties are unrelated to the issue of whether such modifications can achieve a good fit to the CMB anisotropies, which is far from certain (see also Vagnozzi 2023, and references therein). This issue is growing increasingly problematic because Λ CDM continues to fit the CMB anisotropies very well despite significant improvements to CMB observations, which by now pose significant problems for the most commonly considered early-time solutions to the Hubble tension (Calabrese et al. 2025; Camphuis et al. 2025).

4. CONCLUSIONS

We consider constraints on H_0 and Ω_M from the shape of the cosmic expansion history as traced by SNe and BAO measurements without any absolute calibration of either (UCS; Lin, Chen, & Mack 2021), the horizon size at matter-radiation equality as deduced from the turnover scale in the matter power spectrum (Philcox et al. 2022), and the age of the Universe from old stars in the Galactic disc and halo (Cimatti & Moresco 2023). These constraints assume a flat FLRW cosmology but are insensitive to the physics shortly prior to recombination, with the age and UCS constraints being almost completely immune to what happened in the first Myr. We find that the 1σ regions allowed by these constraints do not overlap, but a narrow region of parameter space is consistent with all these constraints just outside their 1σ confidence intervals (Figure 1). Remarkably, the standard *Planck* fit to the CMB anisotropies in Λ CDM falls precisely in this region (Tristram et al. 2024). This strongly suggests that the anomalously high local cz' (the Hubble tension) is not caused by a modification to Λ CDM at early times in cosmic history. This is in line with the excellent fit to the CMB anisotropies in Λ CDM despite ongoing improvements to CMB observations, which by now pose a problem for the most common early-time solutions to the Hubble tension (Calabrese et al. 2025; Camphuis et al. 2025).

We demonstrate the robustness of this conclusion by obtaining each non-CMB constraint from a different study (Figure 2). For this, we use uncalibrated DESI DR2 BAO data (DESI Collaboration 2025), a 3×2 pt analysis of LSS (Farren et al. 2025), and old Galactic GCs as a constraint on t_U (Valcin et al. 2025). The overall picture remains very similar, with the only inconsistent measurement being the local cz' , which now comes from a different study compared to Figure 1. The anomalously high local cz' is evident in a great many recent studies on the issue, as discussed further in the extensive CosmoVerse white paper (Di Valentino et al. 2025) and references therein. There are several techniques that can be used in each rung of the distance ladder, but the various possible permutations give a numerically similar cz' (Scolnic & Vincenzi 2023). For instance, the role of Cepheids in the second rung of the distance ladder can be replaced by the tip of the red giant branch, while at the same time the role of SNe Ia in the third rung can be replaced by surface brightness fluctuations, thereby achieving independence from the traditional Cepheid-SNe Ia route to the local cz' (Jensen et al. 2025). It is also possible to use Mira variables in the second rung (Bhardwaj et al. 2025) or make do with Cepheids alone (Stiskalek et al. 2025b). Both studies report a value for cz' that is in excellent agreement with other measurements but in considerable tension with the *Planck* cosmology. Yet other techniques do not use any rungs, for instance Type II SNe (Vogl et al. 2025) and megamasers (Pesce et al. 2020). These also give a high local cz' in line with the SH0ES result (Breuval et al. 2024), which is based on using 4 anchor galaxies with geometric distances to calibrate the Leavitt Law (Leavitt & Pickering 1912), itself used to estimate the distances to the host galaxies of 42 SNe Ia and thereby fix the absolute magnitude scale of SNe Ia in the Hubble flow ($z = 0.023 - 0.15$). Their result that $cz' = 73.17 \pm 0.86$ km/s/Mpc (Breuval et al. 2024) is now in 6.4σ tension with the expected value in Λ CDM calibrated to combined CMB observations from *Planck*, ACT, and SPT (Camphuis et al. 2025).

If this tension is not caused by previously unrecognised systematics that affect a wide variety of local dis-

tance indicators in a similar way, the required late-time modification to Λ CDM can either be at the background level through a slight tweak to the expansion history, or it could be due to a local inhomogeneity. Since cosmic variance in the local cz' is only 0.9 km/s/Mpc in Λ CDM (Camarena & Marra 2018), solving the Hubble tension in this way would require enhanced structure formation on $\gtrsim 100$ Mpc scales, which might then permit the formation of a local supervoid that solves the Hubble tension. There is strong evidence for just such a void (Keenan, Barger, & Cowie 2013; Haslbauer, Banik, & Kroupa 2020) and for bulk flows being about $4\times$ faster than expected in Λ CDM on scales relevant to the measurement of the local cz' (Watkins et al. 2023; Whitford et al. 2023), which is to be expected in the local void scenario (Mazurenko et al. 2024; Stiskalek et al. 2025a). This model also fits BAO observations over the last 20 years much better than Λ CDM (Banik & Kalaitzidis 2025), avoiding the need for the dark energy density to evolve with time and undergo a theoretically problematic phantom crossing in the recent past. Moreover, the observed descending trend in the inferred value of H_0 with the redshift of the data used to measure it (Jia et al. 2023, 2025b,a) agrees quite well with the *a priori* predictions of the local void scenario (Haslbauer, Banik, & Kroupa 2020; Mazurenko, Banik, & Kroupa 2025).

Our work adds to the growing evidence that modifications to Λ CDM at early times in cosmic history are unlikely to solve the Hubble tension, even if it is possible to preserve a good fit to the CMB anisotropies (Vagnozzi 2023; Toda et al. 2024).

ACKNOWLEDGEMENTS

IB is supported by Royal Society University Research Fellowship 211046. NS is supported by the AKTION grant number MPC-2023-07755 and the Charles University Grants Agency (GAUK) grant number 94224. The authors thank Phillip Helbig and Harry Desmond for helpful comments. They are also very grateful to the anonymous referees for comments which significantly improved this manuscript.

APPENDIX

A. THE EXPANSION HISTORY AROUND MATTER-RADIATION EQUALITY

For the first several Gyr of the universe, the expansion history was almost entirely governed by the densities of matter and radiation. The Friedmann equation was thus of the form

$$\frac{\dot{a}}{a} = H_0 \sqrt{\Omega_M a^{-3} + \Omega_r a^{-4}}, \quad (\text{A1})$$

where a is the cosmic scale factor with value 1 today, an overdot denotes a time derivative, and Ω_M (Ω_r) is the present fraction of the cosmic critical density in matter (radiation). We can solve this by separating the variables and using the substitution $a \equiv a_{\text{eq}} \sinh^2 \theta$, where $a_{\text{eq}} \equiv \Omega_r/\Omega_M$ is the cosmic scale factor at matter-radiation equality. Applying the usual boundary condition that $a = 0$ when $t = 0$ gives the following result:

$$H_0 t \sqrt{\Omega_M} = \frac{2 a_{\text{eq}}^{3/2}}{3} \left[2 + \sqrt{\frac{a}{a_{\text{eq}}}} + 1 \left(\frac{a}{a_{\text{eq}}} - 2 \right) \right]. \quad (\text{A2})$$

Taking the ratio of t at two different values of a allows us to compute the ratio between the age of the universe at matter-radiation equality and recombination.

$$\frac{t_{\text{rec}}}{t_{\text{eq}}} = \frac{2 + \sqrt{\frac{a_{\text{rec}}}{a_{\text{eq}}}} + 1 \left(\frac{a_{\text{rec}}}{a_{\text{eq}}} - 2 \right)}{2 - \sqrt{2}}, \quad (\text{A3})$$

where ‘eq’ and ‘rec’ subscripts refer to quantities at the time of matter-radiation equality and recombination, respectively. In Λ CDM, $a_{\text{rec}} = 1/1090$ and $a_{\text{eq}} \approx 1/3410$, so $a_{\text{rec}}/a_{\text{eq}} \approx 3.13$ (table 2 of [Planck Collaboration VI 2020](#)). This implies $t_{\text{rec}}/t_{\text{eq}} = 7.3$.

It is possible to invert Equation A2 and obtain an expression for $a(t)$ by squaring both sides, which leads to a cubic expression for a/a_{eq} . Substituting $u \equiv (a/a_{\text{eq}} - 1)/2$, we get an expression of the form

$$4u^3 - 3u = f(t), \quad (\text{A4})$$

for some function $f(t)$ that we do not repeat for clarity. This can be solved using a trigonometric triple angle formula by substituting $u = \cos \phi$, which yields

$$\cos(3\phi) = f(t). \quad (\text{A5})$$

Combining these results, we get our final expression for the expansion history in the era when matter and radiation are the only appreciable components in the Friedmann equation:

$$\frac{a}{a_{\text{eq}}} = 1 + 2 \cos \left[\frac{1}{3} \arccos \left(\frac{1}{2} \left[\frac{3H_0 t \sqrt{\Omega_M}}{2 a_{\text{eq}}^{3/2}} - 2 \right]^2 - 1 \right) \right]. \quad (\text{A6})$$

Our derivation remains valid if the argument of the central \arccos function becomes > 1 , but then we need to use the generalised definition of \cos and \arccos for complex numbers. This is equivalent to setting $\cos \rightarrow \cosh$ and $\arccos \rightarrow \operatorname{arccosh}$ in Equation A6 and using only real quantities. If we instead use this equation as shown, the result of the \arccos operation smoothly transitions from the real axis to the imaginary axis of the complex plane, but the \cos operation then returns us back to the real axis.

B. CONSTRAINTS EXCLUDING SUPERNOVAE

SNe Ia are often found at quite low redshifts, where any late-time or local solution to the Hubble tension would leave its mark. This makes it unwise to constrain cosmological parameters using SNe Ia covering a wide redshift range. We therefore revisit Figure 2 but exclude SNe Ia from the [Farren et al. \(2025\)](#) constraint, showing only their LSS 3×2 pt result. This broadens the constraint, but does not qualitatively change the picture (Figure 3). Comparing the constraints with and without uncalibrated SNe Ia shows that these prefer a slightly high Ω_M . This is in line with analyses that only use uncalibrated SNe Ia ([Brout et al. 2022](#); [DES Collaboration 2024](#)).

REFERENCES

- Asencio, E., Banik, I., & Kroupa, P. 2021, MNRAS, 500, 5249, doi: [10.1093/mnras/staa3441](#)
- Banik, I., & Kalaitzidis, V. 2025, MNRAS, 540, 545, doi: [10.1093/mnras/staf781](#)
- . 2023, ApJ, 954, 162, doi: [10.3847/1538-4357/ace62a](#)

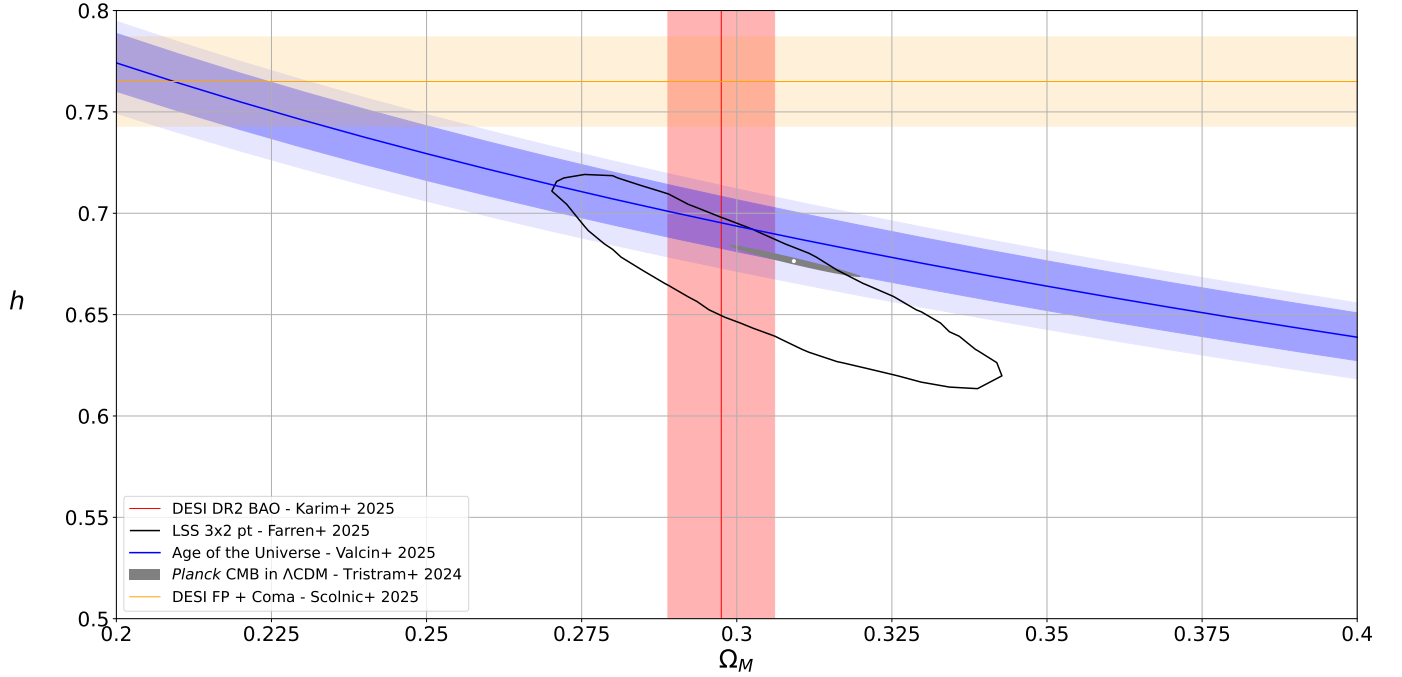


Figure 3. Similar to Figure 2, but with the LSS result (open black contour; Farren et al. 2025) now shown excluding SNe Ia.

- Barroso Varela, M., & Bertolami, O. 2024, JCAP, 2024, 025, doi: [10.1088/1475-7516/2024/06/025](https://doi.org/10.1088/1475-7516/2024/06/025)
- Bhardwaj, A., Matsunaga, N., Huang, C. D., Riess, A. G., & Rejkuba, M. 2025, ApJ, 990, 63, doi: [10.3847/1538-4357/adf20b](https://doi.org/10.3847/1538-4357/adf20b)
- Birrer, S., Shajib, A. J., Galan, A., et al. 2020, A&A, 643, A165, doi: [10.1051/0004-6361/202038861](https://doi.org/10.1051/0004-6361/202038861)
- Boruah, S. S., Hudson, M. J., & Lavaux, G. 2021, MNRAS, 507, 2697, doi: [10.1093/mnras/stab2320](https://doi.org/10.1093/mnras/stab2320)
- Breuval, L., Riess, A. G., Casertano, S., et al. 2024, ApJ, 973, 30, doi: [10.3847/1538-4357/ad630e](https://doi.org/10.3847/1538-4357/ad630e)
- Brieden, S., Gil-Marín, H., & Verde, L. 2023, JCAP, 2023, 023, doi: [10.1088/1475-7516/2023/04/023](https://doi.org/10.1088/1475-7516/2023/04/023)
- Brout, D., Scolnic, D., Popovic, B., et al. 2022, ApJ, 938, 110, doi: [10.3847/1538-4357/ac8e04](https://doi.org/10.3847/1538-4357/ac8e04)
- Calabrese, E., Hill, J. C., Jense, H. T., et al. 2025, JCAP, 2025, 063, doi: [10.1088/1475-7516/2025/11/063](https://doi.org/10.1088/1475-7516/2025/11/063)
- Camarena, D., & Marra, V. 2018, Physical Review D, 98, 023537, doi: [10.1103/PhysRevD.98.023537](https://doi.org/10.1103/PhysRevD.98.023537)
- Camphuis, E., Quan, W., Balkenhol, L., et al. 2025, ArXiv e-prints, Arxiv. <https://arxiv.org/abs/2506.20707>
- Cao, S., & Ratra, B. 2022, MNRAS, 513, 5686, doi: [10.1093/mnras/stac1184](https://doi.org/10.1093/mnras/stac1184)
- . 2023, Physical Review D, 107, 103521, doi: [10.1103/PhysRevD.107.103521](https://doi.org/10.1103/PhysRevD.107.103521)
- . 2024, Physical Review D, 109, 123527, doi: [10.1103/PhysRevD.109.123527](https://doi.org/10.1103/PhysRevD.109.123527)
- Carron, J., Mirmelstein, M., & Lewis, A. 2022, JCAP, 2022, 039, doi: [10.1088/1475-7516/2022/09/039](https://doi.org/10.1088/1475-7516/2022/09/039)
- Chen, Y., Kumar, S., Ratra, B., & Xu, T. 2024, ApJL, 964, L4, doi: [10.3847/2041-8213/ad2e97](https://doi.org/10.3847/2041-8213/ad2e97)
- Cimatti, A., & Moresco, M. 2023, ApJ, 953, 149, doi: [10.3847/1538-4357/ace439](https://doi.org/10.3847/1538-4357/ace439)
- Cogato, F., Moresco, M., Amati, L., & Cimatti, A. 2024, MNRAS, 527, 4874, doi: [10.1093/mnras/stad3546](https://doi.org/10.1093/mnras/stad3546)
- Cybert, R. H., Fields, B. D., Olive, K. A., & Yeh, T.-H. 2016, Reviews of Modern Physics, 88, 015004, doi: [10.1103/RevModPhys.88.015004](https://doi.org/10.1103/RevModPhys.88.015004)
- Dahmani, S., Bouali, A., El Bojaddaini, I., Errahmani, A., & Ouali, T. 2023, Physics of the Dark Universe, 42, 101266, doi: [10.1016/j.dark.2023.101266](https://doi.org/10.1016/j.dark.2023.101266)
- DES Collaboration. 2024, ApJL, 973, L14, doi: [10.3847/2041-8213/ad6f9f](https://doi.org/10.3847/2041-8213/ad6f9f)
- DESI Collaboration. 2025, Physical Review D, 112, 083515, doi: [10.1103/tr6y-kpc6](https://doi.org/10.1103/tr6y-kpc6)
- Di Valentino, E., Said, J. L., Riess, A., et al. 2025, Physics of the Dark Universe, 49, 101965, doi: [10.1016/j.dark.2025.101965](https://doi.org/10.1016/j.dark.2025.101965)
- Domínguez, A., Wojtak, R., Finke, J., et al. 2019, ApJ, 885, 137, doi: [10.3847/1538-4357/ab4a0e](https://doi.org/10.3847/1538-4357/ab4a0e)
- Dressler, A., Lynden-Bell, D., Burstein, D., et al. 1987, ApJ, 313, 42, doi: [10.1086/164947](https://doi.org/10.1086/164947)
- Efstathiou, G. 2020, ArXiv e-prints, Arxiv, doi: [10.48550/arXiv.2007.10716](https://doi.org/10.48550/arXiv.2007.10716)
- Efstathiou, G., Sutherland, W. J., & Maddox, S. J. 1990, Nature, 348, 705, doi: [10.1038/348705a0](https://doi.org/10.1038/348705a0)
- Eisenstein, D. J., & Hu, W. 1998, ApJ, 496, 605, doi: [10.1086/305424](https://doi.org/10.1086/305424)

- Farren, G. S., Krolewski, A., Qu, F. J., et al. 2025, *Physical Review D*, 111, 083516, doi: [10.1103/PhysRevD.111.083516](https://doi.org/10.1103/PhysRevD.111.083516)
- Freedman, W. L. 2021, *ApJ*, 919, 16, doi: [10.3847/1538-4357/ac0e95](https://doi.org/10.3847/1538-4357/ac0e95)
- Freedman, W. L., Madore, B. F., Hoyt, T. J., et al. 2025, *ApJ*, 985, 203, doi: [10.3847/1538-4357/adce78](https://doi.org/10.3847/1538-4357/adce78)
- Freedman, W. L., Madore, B. F., Hoyt, T., et al. 2020, *ApJ*, 891, 57, doi: [10.3847/1538-4357/ab7339](https://doi.org/10.3847/1538-4357/ab7339)
- Friedmann, A. 1922, *Zeitschrift fur Physik*, 10, 377, doi: [10.1007/BF01332580](https://doi.org/10.1007/BF01332580)
- . 1924, *Zeitschrift fur Physik*, 21, 326, doi: [10.1007/BF01328280](https://doi.org/10.1007/BF01328280)
- Guo, W., Wang, Q., Cao, S., et al. 2025, *ApJL*, 978, L33, doi: [10.3847/2041-8213/ada37f](https://doi.org/10.3847/2041-8213/ada37f)
- Guth, A. H. 1981, *Physical Review D*, 23, 347, doi: [10.1103/PhysRevD.23.347](https://doi.org/10.1103/PhysRevD.23.347)
- Hamidreza Mirpoorian, S., Jedamzik, K., & Pogosian, L. 2025, *ArXiv e-prints*, Arxiv. <https://arxiv.org/abs/2504.15274>
- Harko, T. 2023, *Physical review D*, 107, 123507, doi: [10.1103/PhysRevD.107.123507](https://doi.org/10.1103/PhysRevD.107.123507)
- Harrison, E. R. 1970, *Physical Review D*, 1, 2726, doi: [10.1103/PhysRevD.1.2726](https://doi.org/10.1103/PhysRevD.1.2726)
- Haslbauer, M., Banik, I., & Kroupa, P. 2020, *MNRAS*, 499, 2845, doi: [10.1093/mnras/staa2348](https://doi.org/10.1093/mnras/staa2348)
- Jensen, J. B., Blakeslee, J. P., Cantiello, M., et al. 2025, *ApJ*, 987, 87, doi: [10.3847/1538-4357/addfd6](https://doi.org/10.3847/1538-4357/addfd6)
- Jia, X. D., Hu, J. P., Gao, D. H., Yi, S. X., & Wang, F. Y. 2025a, *ApJL*, 994, L22, doi: [10.3847/2041-8213/ae1965](https://doi.org/10.3847/2041-8213/ae1965)
- Jia, X. D., Hu, J. P., & Wang, F. Y. 2023, *A&A*, 674, A45, doi: [10.1051/0004-6361/202346356](https://doi.org/10.1051/0004-6361/202346356)
- Jia, X. D., Hu, J. P., Yi, S. X., & Wang, F. Y. 2025b, *ApJL*, 979, L34, doi: [10.3847/2041-8213/ada94d](https://doi.org/10.3847/2041-8213/ada94d)
- Jimenez, R., & Loeb, A. 2002, *ApJ*, 573, 37, doi: [10.1086/340549](https://doi.org/10.1086/340549)
- Joyce, M., Johnson, C. I., Marchetti, T., et al. 2023, *ApJ*, 946, 28, doi: [10.3847/1538-4357/acb692](https://doi.org/10.3847/1538-4357/acb692)
- Kable, J. A., Addison, G. E., & Bennett, C. L. 2019, *ApJ*, 871, 77, doi: [10.3847/1538-4357/aaf56d](https://doi.org/10.3847/1538-4357/aaf56d)
- Keenan, R. C., Barger, A. J., & Cowie, L. L. 2013, *ApJ*, 775, 62, doi: [10.1088/0004-637X/775/1/62](https://doi.org/10.1088/0004-637X/775/1/62)
- Leavitt, H. S., & Pickering, E. C. 1912, *Harvard College Observatory Circular*, 173, 1
- Lemaître, G. 1931, *MNRAS*, 91, 483, doi: [10.1093/mnras/91.5.483](https://doi.org/10.1093/mnras/91.5.483)
- Lewis, A., & Chamberlain, E. 2025, *JCAP*, 2025, 065, doi: [10.1088/1475-7516/2025/05/065](https://doi.org/10.1088/1475-7516/2025/05/065)
- Li, S., Riess, A. G., Anand, G. S., et al. 2025, *ArXiv e-prints*, Arxiv. <https://arxiv.org/abs/2504.08921>
- Lin, W., Chen, X., & Mack, K. J. 2021, *ApJ*, 920, 159, doi: [10.3847/1538-4357/ac12cf](https://doi.org/10.3847/1538-4357/ac12cf)
- Lin, W., & Ishak, M. 2021, *JCAP*, 2021, 009, doi: [10.1088/1475-7516/2021/05/009](https://doi.org/10.1088/1475-7516/2021/05/009)
- Ludwick, K. J. 2017, *Modern Physics Letters A*, 32, 1730025, doi: [10.1142/S0217732317300257](https://doi.org/10.1142/S0217732317300257)
- Madhavacheril, M. S., Qu, F. J., Sherwin, B. D., et al. 2024, *ApJ*, 962, 113, doi: [10.3847/1538-4357/acff5f](https://doi.org/10.3847/1538-4357/acff5f)
- Mazurenko, S., Banik, I., & Kroupa, P. 2025, *MNRAS*, 536, 3232, doi: [10.1093/mnras/stae2758](https://doi.org/10.1093/mnras/stae2758)
- Mazurenko, S., Banik, I., Kroupa, P., & Haslbauer, M. 2024, *MNRAS*, 527, 4388, doi: [10.1093/mnras/stad3357](https://doi.org/10.1093/mnras/stad3357)
- Meszaros, P. 1974, *A&A*, 37, 225
- Montani, G., De Angelis, M., Bombacigno, F., & Carlevaro, N. 2024, *MNRAS*, 527, L156, doi: [10.1093/mnrasl/slad159](https://doi.org/10.1093/mnrasl/slad159)
- Moresco, M., Jimenez, R., Verde, L., Cimatti, A., & Pozzetti, L. 2020, *ApJ*, 898, 82, doi: [10.3847/1538-4357/ab9eb0](https://doi.org/10.3847/1538-4357/ab9eb0)
- Moresco, M., Jimenez, R., Verde, L., et al. 2018, *ApJ*, 868, 84, doi: [10.3847/1538-4357/aae829](https://doi.org/10.3847/1538-4357/aae829)
- Ostriker, J. P., & Steinhardt, P. J. 1995, *Nature*, 377, 600, doi: [10.1038/377600a0](https://doi.org/10.1038/377600a0)
- Park, C.-G., & Ratra, B. 2020, *Physical Review D*, 101, 083508, doi: [10.1103/PhysRevD.101.083508](https://doi.org/10.1103/PhysRevD.101.083508)
- Peebles, P. J. E. 1984, *ApJ*, 284, 439, doi: [10.1086/162425](https://doi.org/10.1086/162425)
- Peebles, P. J. E., & Yu, J. T. 1970, *ApJ*, 162, 815, doi: [10.1086/150713](https://doi.org/10.1086/150713)
- Perivolaropoulos, L. 2024, *Physical Review D*, 110, 123518, doi: [10.1103/PhysRevD.110.123518](https://doi.org/10.1103/PhysRevD.110.123518)
- Pesce, D. W., Braatz, J. A., Reid, M. J., et al. 2020, *ApJ*, 891, L1, doi: [10.3847/2041-8213/ab75f0](https://doi.org/10.3847/2041-8213/ab75f0)
- Petronikolou, M., & Saridakis, E. N. 2023, *Universe*, 9, 397, doi: [10.3390/universe9090397](https://doi.org/10.3390/universe9090397)
- Philcox, O. H. E., Farren, G. S., Sherwin, B. D., Baxter, E. J., & Brout, D. J. 2022, *Physical Review D*, 106, 063530, doi: [10.1103/PhysRevD.106.063530](https://doi.org/10.1103/PhysRevD.106.063530)
- Planck Collaboration VI. 2020, *A&A*, 641, A6, doi: [10.1051/0004-6361/201833910](https://doi.org/10.1051/0004-6361/201833910)
- Poulin, V., Smith, T. L., & Karwal, T. 2023, *Physics of the Dark Universe*, 42, 101348, doi: [10.1016/j.dark.2023.101348](https://doi.org/10.1016/j.dark.2023.101348)
- Poulin, V., Smith, T. L., Karwal, T., & Kamionkowski, M. 2019, *Physical Review Letters*, 122, 221301, doi: [10.1103/PhysRevLett.122.221301](https://doi.org/10.1103/PhysRevLett.122.221301)
- Qu, F. J., Sherwin, B. D., Madhavacheril, M. S., et al. 2024, *ApJ*, 962, 112, doi: [10.3847/1538-4357/acfe06](https://doi.org/10.3847/1538-4357/acfe06)
- Rezazadeh, K., Ashoorioon, A., & Grin, D. 2024, *ApJ*, 975, 137, doi: [10.3847/1538-4357/ad7b16](https://doi.org/10.3847/1538-4357/ad7b16)

- Riess, A. G., & Breuval, L. 2024, in IAU Symposium, Vol. 376, IAU Symposium, ed. R. de Grijs, P. A. Whitelock, & M. Catelan (Cambridge University Press), 15–29, doi: [10.1017/S1743921323003034](https://doi.org/10.1017/S1743921323003034)
- Riess, A. G., Scolnic, D., Anand, G. S., et al. 2024a, *ApJ*, 977, 120, doi: [10.3847/1538-4357/ad8c21](https://doi.org/10.3847/1538-4357/ad8c21)
- Riess, A. G., Anand, G. S., Yuan, W., et al. 2024b, *ApJL*, 962, L17, doi: [10.3847/2041-8213/ad1ddd](https://doi.org/10.3847/2041-8213/ad1ddd)
- Robertson, H. P. 1935, *ApJ*, 82, 284, doi: [10.1086/143681](https://doi.org/10.1086/143681)
- . 1936a, *ApJ*, 83, 187, doi: [10.1086/143716](https://doi.org/10.1086/143716)
- . 1936b, *ApJ*, 83, 257, doi: [10.1086/143726](https://doi.org/10.1086/143726)
- Said, K., Howlett, C., Davis, T., et al. 2025, *MNRAS*, 539, 3627, doi: [10.1093/mnras/staf700](https://doi.org/10.1093/mnras/staf700)
- Schöneberg, N., Verde, L., Gil-Marín, H., & Brieden, S. 2022, *JCAP*, 2022, 039, doi: [10.1088/1475-7516/2022/11/039](https://doi.org/10.1088/1475-7516/2022/11/039)
- Scolnic, D., & Vincenzi, M. 2023, *ArXiv e-prints*, Arxiv, doi: [10.48550/arXiv.2311.16830](https://doi.org/10.48550/arXiv.2311.16830)
- Scolnic, D., Riess, A. G., Murakami, Y. S., et al. 2025, *ApJL*, 979, L9, doi: [10.3847/2041-8213/ada0bd](https://doi.org/10.3847/2041-8213/ada0bd)
- Shariat, C., El-Badry, K., & Bhattacharjee, S. 2025, *ArXiv e-prints*, Arxiv, doi: [10.48550/arXiv.2510.08675](https://doi.org/10.48550/arXiv.2510.08675)
- Stiskalek, R., Desmond, H., & Banik, I. 2025a, *MNRAS*, 543, 1556, doi: [10.1093/mnras/staf1571](https://doi.org/10.1093/mnras/staf1571)
- Stiskalek, R., Desmond, H., Tsaprazi, E., et al. 2025b, *ArXiv e-prints*, Arxiv, doi: [10.48550/arXiv.2509.09665](https://doi.org/10.48550/arXiv.2509.09665)
- Tiwari, Y., Ghosh, B., & Jain, R. K. 2024, *European Physical Journal C*, 84, 220, doi: [10.1140/epjc/s10052-024-12577-0](https://doi.org/10.1140/epjc/s10052-024-12577-0)
- Tiwari, Y., Upadhyay, U., & Jain, R. K. 2025, *Physical Review D*, 111, 043530, doi: [10.1103/PhysRevD.111.043530](https://doi.org/10.1103/PhysRevD.111.043530)
- Toda, Y., Giarè, W., Özlüker, E., Di Valentino, E., & Vagnozzi, S. 2024, *Physics of the Dark Universe*, 46, 101676, doi: [10.1016/j.dark.2024.101676](https://doi.org/10.1016/j.dark.2024.101676)
- Tomasetti, E., Chiappini, C., Nepal, S., et al. 2025, *ArXiv e-prints*, Arxiv, doi: [10.48550/arXiv.2509.02692](https://doi.org/10.48550/arXiv.2509.02692)
- Tristram, M., Banday, A. J., Douspis, M., et al. 2024, *A&A*, 682, A37, doi: [10.1051/0004-6361/202348015](https://doi.org/10.1051/0004-6361/202348015)
- Uddin, S. A., Burns, C. R., Phillips, M. M., et al. 2024, *ApJ*, 970, 72, doi: [10.3847/1538-4357/ad3e63](https://doi.org/10.3847/1538-4357/ad3e63)
- Vagnozzi, S. 2021, *Physical Review D*, 104, 063524, doi: [10.1103/PhysRevD.104.063524](https://doi.org/10.1103/PhysRevD.104.063524)
- . 2023, *Universe*, 9, 393, doi: [10.3390/universe9090393](https://doi.org/10.3390/universe9090393)
- Valcin, D., Jimenez, R., Seljak, U., & Verde, L. 2025, *JCAP*, 2025, 030, doi: [10.1088/1475-7516/2025/10/030](https://doi.org/10.1088/1475-7516/2025/10/030)
- Vogl, C., Taubenberger, S., Csörnyei, G., et al. 2025, *A&A*, 702, A41, doi: [10.1051/0004-6361/202452910](https://doi.org/10.1051/0004-6361/202452910)
- Walker, A. G. 1937, *Proceedings of the London Mathematical Society*, 42, 90, doi: [10.1112/plms/s2-42.1.90](https://doi.org/10.1112/plms/s2-42.1.90)
- Watkins, R., Allen, T., Bradford, C. J., et al. 2023, *MNRAS*, 524, 1885, doi: [10.1093/mnras/stad1984](https://doi.org/10.1093/mnras/stad1984)
- Whitford, A. M., Howlett, C., & Davis, T. M. 2023, *MNRAS*, 526, 3051, doi: [10.1093/mnras/stad2764](https://doi.org/10.1093/mnras/stad2764)
- Wong, J. H. W., Shanks, T., Metcalfe, N., & Whitbourn, J. R. 2022, *MNRAS*, 511, 5742, doi: [10.1093/mnras/stac396](https://doi.org/10.1093/mnras/stac396)
- Wu, Q., Zhang, G.-Q., & Wang, F.-Y. 2022, *MNRAS*, 515, L1, doi: [10.1093/mnrasl/slac022](https://doi.org/10.1093/mnrasl/slac022)
- Xiang, M., & Rix, H.-W. 2022, *Nature*, 603, 599, doi: [10.1038/s41586-022-04496-5](https://doi.org/10.1038/s41586-022-04496-5)
- Xiang, M., Rix, H.-W., Yang, H., et al. 2025, *Nature Astronomy*, 9, 101, doi: [10.1038/s41550-024-02382-w](https://doi.org/10.1038/s41550-024-02382-w)
- Yao, Y.-H., & Meng, X.-H. 2023, *Physics of the Dark Universe*, 39, 101165, doi: [10.1016/j.dark.2022.101165](https://doi.org/10.1016/j.dark.2022.101165)
- Zeldovich, Y. B. 1972, *MNRAS*, 160, 1P, doi: [10.1093/mnras/160.1.1P](https://doi.org/10.1093/mnras/160.1.1P)