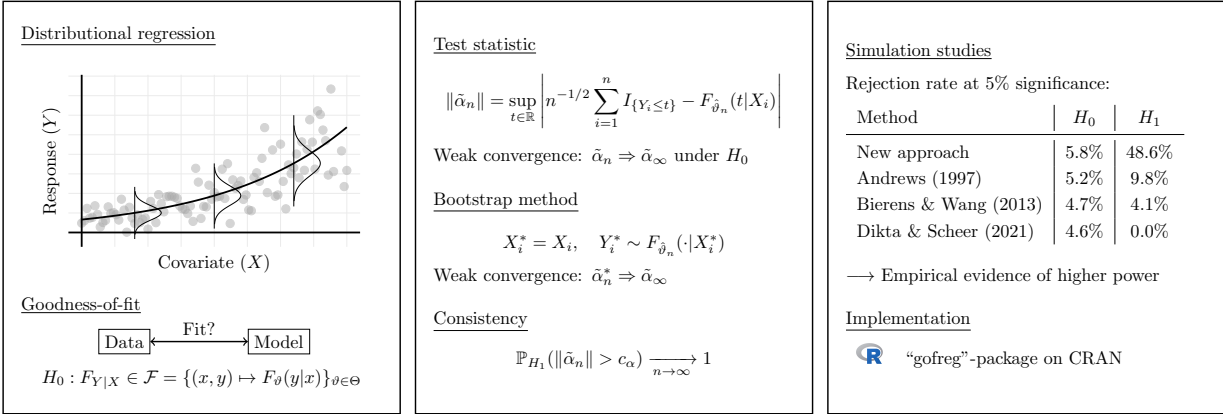


Graphical Abstract

Bootstrap-Based Goodness-of-Fit Test for Parametric Families of Conditional Distributions

Gitte Kremling, Gerhard Dikta

Bootstrap-Based Goodness-of-Fit Test for Distributional Regression



Bootstrap-Based Goodness-of-Fit Test for Parametric Families of Conditional Distributions

Gitte Kremling*, Gerhard Dikta

^a*FH Aachen University of Applied Sciences, Department of Medical Engineering and Technomathematics, Heinrich-Mußmann-Str. 1, Juelich, 52428, Germany*

Abstract

In this paper, we introduce a consistent goodness-of-fit test for distributional regression. The test statistic is based on a process that traces the difference between a nonparametric and a semi-parametric estimate of the marginal distribution function of Y . As its asymptotic null distribution is not distribution-free, a parametric bootstrap method is used to determine critical values. Empirical results suggest that, in certain scenarios, the test outperforms existing specification tests by achieving a higher power and thereby offering greater sensitivity to deviations from the assumed parametric distribution family. Notably, the proposed test does not involve any hyperparameters and can easily be applied to individual datasets using the `gofreg`-package in R.

Keywords:

Model checking, Specification test, Distributional regression, Monte Carlo simulation

1. Introduction

In many scientific applications a response variable together with a number of features that possibly influence the outcome are observed. It is of high interest to figure out in which way the response (random) variable $Y \in \mathbb{R}$ depends on the vector of input (random) variables $X \in \mathbb{R}^p$. In this paper, we will propose a test to check whether the conditional distribution of Y given X fits into a given parametric family. According to [Andrews \(1997\)](#), many models in micro-econometric and biometric applications are of this type, and [Maddala \(1983\)](#) and [McCullagh and Nelder \(1983\)](#) list numerous examples. A common class of parametric regression models used in practice are generalized linear models (GLMs). They were first introduced in [Nelder and Wedderburn \(1972\)](#) and later on thoroughly discussed in [Fahrmeir et al. \(2013\)](#); [Fox and Weisberg \(2018\)](#); [Dikta and Scheer \(2021\)](#).

The test problem we want to consider is defined as follows. Let $\{(X_i, Y_i)\}_{i=1}^n$ be an i.i.d. sample of covariates and response variables with distribution function H for X and

*Corresponding Author

Email address: kremling@fh-aachen.de (Gitte Kremling)

conditional density function $f(\cdot|x)$ for Y given $X = x$ with respect to a σ -finite measure ν . We want to create a test for

$$H_0 : f \in \mathcal{F} = \{(x, y) \mapsto f(y|\vartheta, x) \mid \vartheta \in \Theta\} \quad \text{vs.} \quad H_1 : f \notin \mathcal{F}, \quad (1)$$

where

$$\Theta := \left\{ \vartheta \mid \int \int f(y|\vartheta, x) \nu(dy) H(dx) < \infty \right\}$$

defines the set of admissible parameters. If H_0 holds, we denote the true distribution parameter by ϑ_0 . Note that, as opposed to classical regression which merely assumes a model for the conditional mean $m(x) = \mathbb{E}[Y|X = x]$, we consider a model for the whole distribution of Y given X . This enables us to not only predict the value of Y for some new feature vector X but, for example, also provide a confidence band for the estimate. [Kneib et al. \(2023\)](#) offer a thorough investigation of distributional regression models, advocating for their superiority compared to mean regression and discussing the four currently most prominent model classes.

The literature on goodness-of-fit tests for conditional distributions and related model checks for parametric families of regression functions is very extensive. The methods can be categorized into two general approaches, namely those that make use of nonparametric kernel estimators and those that do not. Representatives of the former class are, for example, given in [Rodríguez-Campos et al. \(1998\)](#); [Zheng \(2000\)](#); [Fan et al. \(2006\)](#); [Pardo-Fernández et al. \(2007\)](#); [Cao and González-Manteiga \(2008\)](#); [Ducharme and Ferrigno \(2012\)](#). Since methods of this type suffer from the problem of choosing an appropriate smoothing parameter, we suggest a model check that falls into the second category and compare it to other representatives of this class.

In [Andrews \(1997\)](#), a so-called conditional Kolmogorov (CK) test is proposed for the test problem defined in equation (1). It is based on a process tracing the difference between a nonparametric and semi-parametric estimate of the joint distribution of X and Y defined by

$$\nu_n(t, x) = \frac{1}{\sqrt{n}} \sum_{i=1}^n \left(I_{\{Y_i \leq t\}} - F(t|\hat{\vartheta}_n, X_i) \right) I_{\{X_i \leq x\}}, \quad (t, x) \in \mathbb{R} \times \mathbb{R}^p, \quad (2)$$

where $\hat{\vartheta}_n$ denotes an estimator for the distribution parameter ϑ . The corresponding CK test statistic is given by $\sup_{j=1, \dots, n} |\nu_n(Y_j, X_j)|$. A practical problem of this test may occur for high-dimensional covariate vectors as, even for large sample sizes, the inequality $X_i \leq X_j$ may never be satisfied for $i \neq j$. In this case, the test statistic collapses to

$$\sup_{j=1, \dots, n} \frac{1}{\sqrt{n}} (1 - F(Y_j|\hat{\vartheta}_n, X_j)) \leq \frac{1}{\sqrt{n}},$$

which means that, regardless of the true underlying conditional distribution, the test asymptotically never rejects the null hypothesis! An example application with $X \in \mathbb{R}^{16}$ where this issue is encountered can be found in [Bierens and Wang \(2012, Sec. 4\)](#).

Another approach, first introduced in [Stute and Zhu \(2002\)](#) and later on extended by a bootstrap method in [Dikta and Scheer \(2021\)](#), relies on the estimated marked empirical process in estimated direction which is given by

$$\bar{R}_n^1(u) = \frac{1}{\sqrt{n}} \sum_{i=1}^n \left(Y_i - m(X_i, \hat{\beta}_n) \right) I_{\{\hat{\beta}_n^T X_i \leq u\}}, \quad u \in \bar{\mathbb{R}}. \quad (3)$$

It is applicable to parametric and semi-parametric GLMs in which the regression function m is assumed to belong to a parametric family $\{x \mapsto m(x, \beta) = g^{-1}(\beta^T x) \mid \beta \in \mathbb{R}^p\}$ with g denoting the invertible link function. Technically, this constitutes a test for the conditional mean – the assumed conditional distribution function is solely used to calculate an estimator for $\hat{\beta}_n$.

A different technique is used in the test procedure proposed in [Delgado and Stute \(2008\)](#). Here, the test statistic is derived from an empirical process of the Rosenblatt transformations $(U_i, V_i) = (\hat{H}_n(X_i), F(Y_i | \hat{\vartheta}_n, X_i))$ which follow a uniform distribution in the limit. To obtain an asymptotically distribution-free test statistic, the authors suggest to perform a martingale transform. Although the paper is very extensive, also describing the possibility of performing directional tests, this approach is fairly involved, model-dependent and difficult to automate using software.

Yet another possible way to test for H_0 , described in [Bierens and Wang \(2012\)](#), exploits the idea of comparing the empirical conditional characteristic function with the one implied by the model. The underlying process is defined as

$$Z_n(\tau, \xi) = \frac{1}{\sqrt{n}} \sum_{j=1}^n \left(\exp(i\tau Y_j) - \int \exp(i\tau y) dF(y | \hat{\vartheta}_n, X_j) \right) \exp(i\xi^T X_j). \quad (4)$$

An adequate choice of the index set for this process as well as a technique to avoid integration are thoroughly discussed in the paper, ultimately resulting in the so-called simulated integrated conditional moment test. A drawback of this approach is the requirement to select an appropriate hyper-parameter, denoted as c in their paper, which defines the integration domain and can impact the small sample power of the test.

Finally, in [Veazie and Ye \(2020\)](#), a modified Pearson Chi-square test using the uniformly distributed transformations $F(Y_i | \hat{\vartheta}_n, X_i)$ as inputs is suggested. This method also involves the choice of a hyper-parameter, specifically the number of intervals K . Furthermore, its theoretical foundation is limited as, for instance, consistency has not been proven. Most of the stated methods involve the approximation of the critical value by a bootstrap method and many of them were shown to be consistent. Some of them were even extended to time series data or function-valued parameters (see [Bai \(2003\)](#); [Rothe and Wied \(2013\)](#); [Troster and Wied \(2021\)](#)).

In section 2, we derive a new test statistic for the problem at hand. A result on the limit distribution of the underlying process is established in section 3 which, in theory, can be used to approximate the p -value for large sample sizes n . However, it turns out that the limit distribution is dependent on the true distributions of X and Y which are unknown.

To circumvent this problem and still be able to approximate the p -value, we suggest a parametric bootstrap method and establish its asymptotic justification in section 4. The consistency of the resulting goodness-of-fit test is verified in section 5. In section 6, the finite sample behavior of our method is studied, applying the method to both simulated and real datasets and comparing the results to methods from the literature. Importantly, it can be seen that our new test seems to be more sensitive to deviations from the distribution family. Beyond that, we developed an R package called `gofreg` that streamlines the application of bootstrap-based goodness-of-fit tests for parametric regression and thereby enhances their usability. The appendix finally provides proofs of the theoretical results stated in the text.

2. Definition of the test statistic

Our test statistic will be based on the difference between a non-parametric and a semi-parametric estimate of the marginal distribution function F_Y of Y . A natural choice for the non-parametric estimator is the empirical distribution function (ecdf) $\hat{F}_{Y,n}$ of Y_1, \dots, Y_n . For the derivation of the estimator of F_Y taking the assumed parametric family \mathcal{F} for the conditional density function f into account, we write

$$\begin{aligned} F_Y(t) &= \mathbb{E} [I_{\{Y \leq t\}}] = \mathbb{E} [\mathbb{E} [I_{\{Y \leq t\}} | X]] \\ &= \int \mathbb{E} [I_{\{Y \leq t\}} | X = x] H(dx) \\ &= \int F(t|x) H(dx), \end{aligned}$$

where $F(\cdot|x)$ is the true conditional distribution function of Y given $X = x$. The semi-parametric estimate of F_Y now follows in two approximation steps. First, we substitute the true conditional distribution with a parametric estimate, yielding

$$F_{Y, \hat{\vartheta}_n}(t) := \int F(t|\hat{\vartheta}_n, X_i) H(dx).$$

A classical choice for $\hat{\vartheta}_n$ is the maximum likelihood estimator (MLE). Our analysis is, however, worded in general terms and only requires the estimator to meet certain assumptions. As in most applications the distribution of the covariates is unknown, we further approximate H by the ecdf \hat{H}_n of X_1, \dots, X_n , resulting in

$$\hat{F}_{Y, \hat{\vartheta}_n}(t) := \int F(t|\hat{\vartheta}_n, x) \hat{H}_n(dx) = \frac{1}{n} \sum_{i=1}^n F(t|\hat{\vartheta}_n, X_i).$$

Now, we define the conditional empirical process with estimated parameters as

$$\tilde{\alpha}_n(t) := \sqrt{n} \left(\hat{F}_{Y,n}(t) - \hat{F}_{Y, \hat{\vartheta}_n}(t) \right) = \frac{1}{\sqrt{n}} \sum_{i=1}^n I_{\{Y_i \leq t\}} - F(t|\hat{\vartheta}_n, X_i), \quad t \in \bar{\mathbb{R}}.$$

As a test statistic, we can use some continuous functional of the process $\tilde{\alpha}_n$. The supremum norm $\|\tilde{\alpha}_n\| = \sup_{t \in \mathbb{R}} |\tilde{\alpha}_n(t)|$, for example, yields a Kolmogorov-Smirnov type statistic, whereas the integral $\int \tilde{\alpha}_n^2(t) F(t|\hat{\vartheta}_n, dx)$ represents a Cramér-von-Mises type statistic. In the following, we will consider $\|\tilde{\alpha}_n\|$ in particular but the results can be easily transferred to other statistics. The p -value corresponding to an observed test statistic value A is given by

$$p := \mathbb{P}_{H_0}(\|\tilde{\alpha}_n\| \geq A).$$

As usual, the null hypothesis is rejected if the p -value is below some level of significance. In order to be able to compute the p -value (or equivalently the critical value), we need to know the distribution of $\|\tilde{\alpha}_n\|$ under the null hypothesis.

3. Asymptotic null distribution

To investigate the asymptotic null distribution of our test statistic, we need to impose some conditions on the parametric model \mathcal{F} and the estimator $\hat{\vartheta}_n$.

Assumption M1. Define $v(t, \vartheta, x) := \frac{\partial}{\partial \vartheta} f(t|\vartheta, x) = (v_1(t, \vartheta, x), \dots, v_q(t, \vartheta, x))^T$.

- (i) There exists a neighborhood $V \subseteq \Theta$ of ϑ_0 in which $v(t, \vartheta, x)$ is defined and there is a function $g(t, x)$ such that $|v_k(t, \vartheta, x)| \leq g(t, x)$ for all $k = 1, \dots, q$ and $\vartheta \in V$ with $\int g(t, x) \nu(dt) < \infty$ for H -a.e. x .
- (ii) For every $k = 1, \dots, q$ and V defined in (i), it holds

$$\int \sup_{\vartheta \in V} \int |v_k(t, \vartheta, x)| \nu(dt) H(dx) < \infty.$$

The first condition M1(i) is analogous to [Dikta and Scheer \(2021, 6.4.3\(iv\) and \(v\)\)](#). In their book, the parametric regression function m plays the role of the conditional density f in our analysis. In [Andrews \(1997, Assumption M1\(i\)\)](#), the conditional distribution function F is assumed to be differentiable which is a slightly weaker assumption than f being differentiable. A sufficient condition for Assumption M1(ii) is $\int \int g(t, x) \nu(dt) H(dx) < \infty$ with g defined in Assumption M1(i).

Assumption M2. Define $w(t, \vartheta, x) := \frac{\partial}{\partial \vartheta} F(t|\vartheta, x) = (w_1(t, \vartheta, x), \dots, w_q(t, \vartheta, x))^T$.

- (i) The family of functions $\{\vartheta \mapsto w(t, \vartheta, x)\}_{t \in \mathbb{R}}$ is equicontinuous at ϑ_0 for H -a.e. x , meaning that for H -a.e. x and every $\varepsilon > 0$, there exists a $\delta \equiv \delta(x, \varepsilon) > 0$ such that

$$\sup_{t \in \mathbb{R}} \|w(t, \vartheta, x) - w(t, \vartheta_0, x)\| < \varepsilon \quad \text{if} \quad \|\vartheta - \vartheta_0\| < \delta.$$

- (ii) $W(t, \vartheta) := \mathbb{E}[w(t, \vartheta, X)]$ is uniformly continuous in t at ϑ_0 .

In [Andrews \(1997, Assumption M1\(ii\)\)](#), the uniform convergence of the arithmetic mean of w to its expected value W is explicitly required. We use Assumption [M1\(ii\)](#) and [M2\(i\)](#) to prove this convergence. Assumption [M2\(ii\)](#) is the analogue of [Andrews \(1997, Assumption M1\(iii\)\)](#) and [Dikta and Scheer \(2021, 6.5.2\(xi\)\)](#).

Assumption E1.

- (i) *There exists a function L with $\mathbb{E}[L(X, Y; \vartheta_0)] = 0$ and existing covariance matrix such that*

$$\sqrt{n}(\hat{\vartheta}_n - \vartheta_0) = n^{-1/2} \sum_{i=1}^n L(X_i, Y_i; \vartheta_0) + o_{\mathbb{P}}(1).$$

- (ii) $\hat{\vartheta}_n \rightarrow \vartheta_0$ *wp1 as $n \rightarrow \infty$.*

The estimator $\hat{\vartheta}_n$ admitting an asymptotic linear representation as assumed in [E1\(i\)](#) is a classic condition for convergence theorems of parametric test statistics. Usually, it is fulfilled for least squares estimators or maximum likelihood estimates. For the MLE, a corresponding result was established in [Dikta and Scheer \(2021, Corollary 5.56\)](#). Technically, their setting was a little different in that they were considering parametric GLMs in particular but the results can be easily extended to general conditional distribution families.

The following theorem establishes a convergence result for the conditional empirical process with estimated parameters $\tilde{\alpha}_n$. Specifically, we consider weak convergence in the space of uniformly bounded functions on the extended real line $\ell^\infty(\bar{\mathbb{R}})$ as defined in [Kosorok \(2008, chap. 7\)](#). The asymptotic distribution of the test statistic $\|\tilde{\alpha}_n\|$ can be derived subsequently using the Continuous Mapping Theorem.

Theorem 1. *Under H_0 and Assumptions [M1](#), [M2](#) and [E1\(i\)](#), it holds that*

$$\tilde{\alpha}_n \Rightarrow \tilde{\alpha}_\infty \quad \text{in } \ell^\infty(\bar{\mathbb{R}}),$$

where $\tilde{\alpha}_\infty$ is a centered Gaussian process with covariance function

$$\begin{aligned} K(s, t) = & \mathbb{P}_{\vartheta_0}(Y \leq \min(s, t)) - \mathbb{E}[F(s|\vartheta_0, X)F(t|\vartheta_0, X)] \\ & + W^T(t, \vartheta_0)\mathbb{E}_{\vartheta_0}[(F(s|\vartheta_0, X) - I_{\{Y \leq s\}})L(X, Y; \vartheta_0)] \\ & + W^T(s, \vartheta_0)\mathbb{E}_{\vartheta_0}[(F(t|\vartheta_0, X) - I_{\{Y \leq t\}})L(X, Y; \vartheta_0)] \\ & + W^T(s, \vartheta_0)COV_{\vartheta_0}(L(X, Y; \vartheta_0))W(t, \vartheta_0). \end{aligned}$$

As the asymptotic null distribution involves ϑ_0 as well as the distribution of X , it is case dependent and cannot be tabulated. For that reason, we suggest a bootstrap method to approximate the limit distribution.

4. Parametric bootstrap method

The goal of bootstrap methods, in general, is to estimate the distribution of a given test statistic under the null hypothesis by generating new samples introducing some type of randomness while sticking as close as possible to the original sample. In our case, this means that we want to estimate the distribution of $\|\tilde{\alpha}_n\|$ by generating new samples $\{(X_{i,n}^*, Y_{i,n}^*)\}$ whose conditional distribution is guaranteed to belong to the conditional distribution family \mathcal{F} while at the same time keeping the distributions as similar as possible to the original sample. These considerations lead to the following resampling scheme:

- (1) Keep the covariates the same: $X_{i,n}^* = X_i$.
- (2) Generate new response variables $Y_{i,n}^*$ according to the estimated conditional distribution function $F(\cdot | \hat{\vartheta}_n, X_{i,n}^*)$.
- (3) Based on this new bootstrap sample, find an estimate $\hat{\vartheta}_n^*$ for the distribution parameter.
- (4) Determine the bootstrap conditional empirical process with estimated parameters

$$\tilde{\alpha}_n^*(t) := \sqrt{n} \left(F_{Y,n}^*(t) - \hat{F}_{Y, \hat{\vartheta}_n^*}(t) \right),$$

where $F_{Y,n}^*(t)$ denotes the ecdf of $\{Y_{i,n}^*\}_{i=1}^n$.

The p -value $\mathbb{P}_{H_0}(\|\tilde{\alpha}_n\| \geq A)$ is then approximated by $\mathbb{P}_n^*(\|\tilde{\alpha}_n^*\| \geq A)$ with \mathbb{P}_n^* indicating the probability measure corresponding to the bootstrap random variables based on n original observations. This approach is justified if the bootstrap process $\tilde{\alpha}_n^*$ converges to the same limit distribution as $\tilde{\alpha}_n$. To prove a corresponding result, some additional assumptions are needed.

Assumption M3. For the neighborhood V of ϑ_0 defined in Assumption M1, it holds that

$$\int \int \sup_{\vartheta \in V} f(y|\vartheta, x) \nu(dy) H(dx) < \infty.$$

This assumption is needed to apply Dikta and Scheer (2021, Lemma 5.58), a bootstrap weak law, whenever the integrand is absolutely bounded by one. It is used in several occasions in the proof but, compared to Dikta and Scheer's book, it mainly replaces their condition 6.5.1(ii).

Assumption E2. Let L be the function defined in Assumption E1.

$$(i) \quad \sqrt{n}(\hat{\vartheta}_n^* - \hat{\vartheta}_n) = n^{-1/2} \sum_{i=1}^n L(X_i, Y_{i,n}^*; \hat{\vartheta}_n) + o_{\mathbb{P}_n^*}(1).$$

$$(ii) \quad \mathbb{E}_n^* \left[L(X, Y^*; \hat{\vartheta}_n) \right] = 0 \text{ and}$$

$$\frac{1}{n} \sum_{i=1}^n \mathbb{E}_n^* \left[L(X_i, Y_{i,n}^*; \hat{\vartheta}_n) L^T(X, Y_{i,n}^*; \hat{\vartheta}_n) \right] \xrightarrow[n \rightarrow \infty]{} \mathbb{E}_{\vartheta_0} \left[L(X, Y; \vartheta_0) L^T(X, Y; \vartheta_0) \right].$$

Assumption E2 is usually fulfilled for appropriate estimators $\hat{\vartheta}_n$. Its validity for the MLE can be proven similarly as Dikta and Scheer (2021, Theorem 5.59 and Corollary 5.62).

Assumption E3. *Let L be the function defined in Assumption E1.*

(i) *L is continuous in ϑ at ϑ_0 and there exist neighborhoods V_1 and V_2 of ϑ_0 such that*

$$\int \int \sup_{\vartheta_1 \in V_1} \|L(x, y, \vartheta_1)\| \sup_{\vartheta_2 \in V_2} f(y|\vartheta_2, x) \nu(dy) H(dx) < \infty.$$

(ii) *For the neighborhood V defined in Assumption M1, there exists a $\delta > 0$ such that*

$$\int \int \sup_{\vartheta \in V} \|L(x, y, \vartheta)\|^{2+\delta} f(y|\vartheta, x) \nu(dy) H(dx) < \infty.$$

Dikta and Scheer use different conditions for similar purposes in their proof. Specifically, Assumption E3 replaces Dikta and Scheer (2021, 6.5.2(vii) and (xii)). The following theorem establishes a weak convergence result for the bootstrap process $\tilde{\alpha}_n^*$ and as such justifies the bootstrap approximation.

Theorem 2. *Under Assumptions M1-M3 and E1-E3, it holds wp1 that*

$$\tilde{\alpha}_n^* \Rightarrow \tilde{\alpha}_\infty \quad \text{in } \ell^\infty(\bar{\mathbb{R}}),$$

where $\tilde{\alpha}_\infty$ is the same process as in Theorem 1.

In practice, the bootstrap p -value $\mathbb{P}_n^*(\|\tilde{\alpha}_n^*\| \geq A)$ is, in turn, approximated by a Monte Carlo simulation repeating steps (1)-(4) m times yielding $\{\tilde{\alpha}_{n,k}^*\}_{k=1}^m$ and finally computing

$$\tilde{p} := \frac{1}{m} \sum_{k=1}^m I_{\{\|\tilde{\alpha}_{n,k}^*\| \geq A\}} \approx \mathbb{P}_n^*(\|\tilde{\alpha}_n^*\| \geq A) \approx \mathbb{P}_{H_0}(\|\tilde{\alpha}_n\| \geq A) = p. \quad (5)$$

This additional approximation is justified by the strong law of large numbers (SLLN).

Note that Theorem 2 is also valid under H_1 as long as $\hat{\vartheta}_n$ converges to some $\vartheta_0 \in \Theta$ and Assumptions M1-M3 and E1-E3 hold for this ϑ_0 . This result will be needed in the next section investigating the asymptotic power of the test.

5. Consistency of the test

In the following, we show that our proposed test is consistent against any conditional density f_1 in the alternative hypothesis H_1 , as long as the corresponding conditional distribution function F_1 is distinguishable from all members of the parametric family.

Assumption H1. *For every $\vartheta \in \Theta$, there exists a $t \in \mathbb{R}$ such that*

$$\mathbb{E}[F_1(t|X)] \neq \mathbb{E}[F(t|\vartheta, X)].$$

Further, we need to impose the following assumption on the parameter estimator $\hat{\vartheta}_n$.

Assumption E4. *There exists a $\vartheta_1 \in \Theta$ such that $\hat{\vartheta}_n \rightarrow \vartheta_1$ in pr.*

The limit value ϑ_1 is sometimes called the pseudo-true parameter. In case $\hat{\vartheta}_n$ is the MLE, ϑ_1 minimizes the Kullback-Leibler divergence between the true distribution of the data and the parametric model.

Theorem 3. *Let c_n denote the (random) sequence of bootstrap critical values for a given significance level $0 < \alpha < 1$, as defined by $\mathbb{P}_n^*(\|\tilde{\alpha}_n^*\| > c_n) \leq \alpha$. Under the alternative hypothesis H_1 , Assumptions [H1](#) and [E4](#) as well as [M1](#) and [M2](#) with ϑ_0 being replaced by the pseudo-true value ϑ_1 , it holds that*

$$\lim_{n \rightarrow \infty} \mathbb{P}(\|\tilde{\alpha}_n\| > c_n) = 1.$$

6. Simulations and examples

In this section, we will investigate the finite sample behavior of the proposed goodness-of-fit test for parametric families of conditional distributions. For that, we will apply it to both artificially created data (for which the true distribution is known) and real datasets (for which the true distribution is unknown). The results will be compared to other established bootstrap-based tests used for the same purpose. Specifically, we will also evaluate the methods proposed by [Bierens and Wang \(2012\)](#), [Andrews \(1997\)](#) and [Dikta and Scheer \(2021\)](#), whose underlying processes are given in equations (2)-(4). All tests were conducted in R using the `gofreg`-package, see [Kremling \(2024\)](#).

Simulation studies

For our first simulation study, we use the same data generating processes (DGPs) as in [Zheng \(2000\)](#) that were also investigated in Bierens and Wang's paper. Accordingly, the one-dimensional covariate X is sampled from a standard normal distribution and the continuous response variable Y is generated according to

DGP(C0): $Y = 1 + X + \varepsilon$ where $\varepsilon \sim N(0, 1)$,

DGP(C1): $Y = 1 + X + \varepsilon$ where ε has the standard logistic distribution,

DGP(C2): $Y = 1 + X + \varepsilon$ where $\varepsilon \sim t_5$,

DGP(C3): $Y = 1 + X + X^2 + \varepsilon$ where $\varepsilon \sim N(0, 1)$, or

DGP(C4): $Y = 1 + X + X\varepsilon$ where $\varepsilon \sim N(0, 1)$.

The null hypothesis H_0 is that the model is linear, homoscedastic and normally distributed. Under this assumption, DGP(C0) is true and all other DGPs are false. We want to analyze the sensitivity of the four goodness-of-fit tests to the different deviations from the null.

Table 1: Proportion of rejection for different tests and simulated models with continuous response variable

Method	DGP(C0)		DGP(C1)		DGP(C2)		DGP(C3)		DGP(C4)	
	1%	5%	1%	5%	1%	5%	1%	5%	1%	5%
New approach	1.0	5.2	8.5	22.7	24.1	45.4	1.2	5.2	99.2	99.8
Andrews (1997)	1.3	5.6	7.5	18.2	19.1	37.6	2.1	7.4	100.0	100.0
Bierens & Wang (2013)	1.2	4.6	2.1	9.4	8.6	19.7	1.6	5.5	99.4	99.8
Dikta & Scheer (2021)	1.3	5.9	1.0	6.0	0.7	4.8	3.9	13.9	6.9	16.2

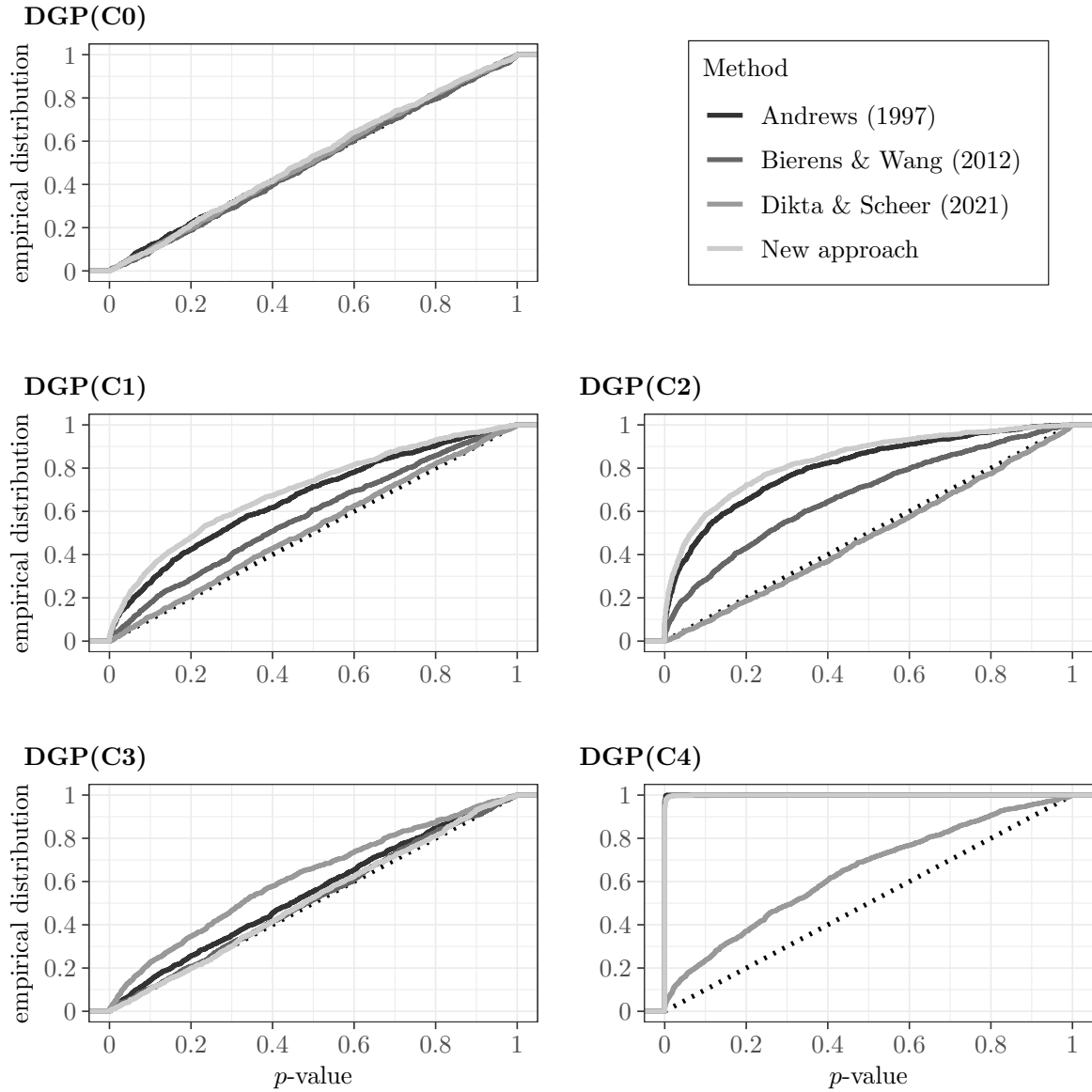


Figure 1: Empirical distribution of bootstrap p -values for different tests and simulated models with continuous response variable.

In all five simulations, we generated a dataset $\{(X_i, Y_i)\}_{i=1}^n$ with sample size $n = 200$ and applied the four bootstrap-based goodness-of-fit tests to it using $m = 500$ bootstrap repetitions. We always use the Kolmogorov-Smirnov type test statistic (based on the different underlying processes). Each method yields one p -value for the given dataset. To measure the sensitivity of each test, we repeated each simulation 1000 times and computed the ecdf of the p -values – in other words, the relative amount of rejections for different levels of significance. The corresponding results are illustrated in figure 1. Table 1 lists the proportions of rejection corresponding to the common significance levels of $\alpha = 1\%$ and $\alpha = 5\%$.

Clearly, all four methods behave appropriately in case the null hypothesis is fulfilled. Specifically, the p -values for DGP(0) are approximately uniformly distributed as the graphs are close to the dotted identity line, and the proportions of rejection roughly match the significance level. The plots corresponding to DGP(C1) and DGP(C2) indicate that our new approach is the most sensitive one to a violation of the distribution assumption. The likelihood of rejection (corresponding to low p -values) is the highest for our method followed by Andrews’ and Bierens and Wang’s methods. The method studied by Dikta and Scheer, on the other hand, performs rather poorly in these examples as the p -value is approximately uniformly distributed. In the plot for DGP(C3), however, it can be seen that Dikta and Scheer’s method seems to be the most sensitive one if the assumed linear relationship between X and Y is not valid. In this case, rejection is most likely using their method whereas the other methods fail to reject H_0 . Finally, all methods except Dikta and Scheer’s react very sensitively to a violation of the homoscedacity assumption as it is the case in DGP(C4).

In the second simulation study, we consider a GLM with discrete response variable. Specifically, we want to test for a Poisson distribution with logarithmic link function, i.e.

$$H_0 : Y|X \sim \text{Pois}(\lambda = \exp(\beta^T X)).$$

To create the samples, we use a standard normally distributed covariate X and the following data generating processes for the target variable Y :

DGP(D0): $Y|X \sim \text{Pois}(\lambda = \exp(2 + 3X))$,

DGP(D1): $Y|X \sim \text{Binom}(n = \lceil 1.25 \cdot \exp(2 + 3X) \rceil, p = 0.8)$,

DGP(D2): $Y|X \sim \text{Binom}(n = \lceil 2 \cdot \exp(2 + 3X) \rceil, p = 0.5)$,

DGP(D3): $Y|X \sim \text{Binom}(n = \lceil 10 \cdot \exp(2 + 3X) \rceil, p = 0.1)$,

DGP(D4): $Y|X \sim \text{NB}(r = 0.25 \cdot \exp(2 + 3X), p = 0.2)$.

Note that H_0 only holds for DGP(D0). The parameters of the binomial and negative binomial distributions were chosen in a way that the conditional mean is the same in all five setups. We used the same procedure, sample size and repetition numbers as in the first simulation study. The results are illustrated in figure 2 and table 2.

All testing methods behave properly in case of DGP(D0), where the model assumption is correct. Comparing the results for the different binomial distributions, namely DGP(D1)-DGP(D3), it can be seen that it becomes increasingly difficult to detect a deviation from the

Table 2: Proportion of rejection for different tests and simulated models with discrete response variable

Method	DGP(D0)		DGP(D1)		DGP(D2)		DGP(D3)		DGP(D4)	
	1%	5%	1%	5%	1%	5%	1%	5%	1%	5%
New approach	1.4	5.8	19.4	48.6	3.5	13.6	0.8	5.6	54.9	73.0
Andrews (1997)	0.9	5.2	1.4	9.8	0.9	4.7	1.0	4.6	95.1	99.4
Bierens & Wang (2013)	0.7	4.7	0.6	4.1	0.4	3.4	1.3	5.0	99.8	100.0
Dikta & Scheer (2021)	1.2	4.6	0.0	0.0	0.0	0.1	1.4	4.0	76.5	91.5

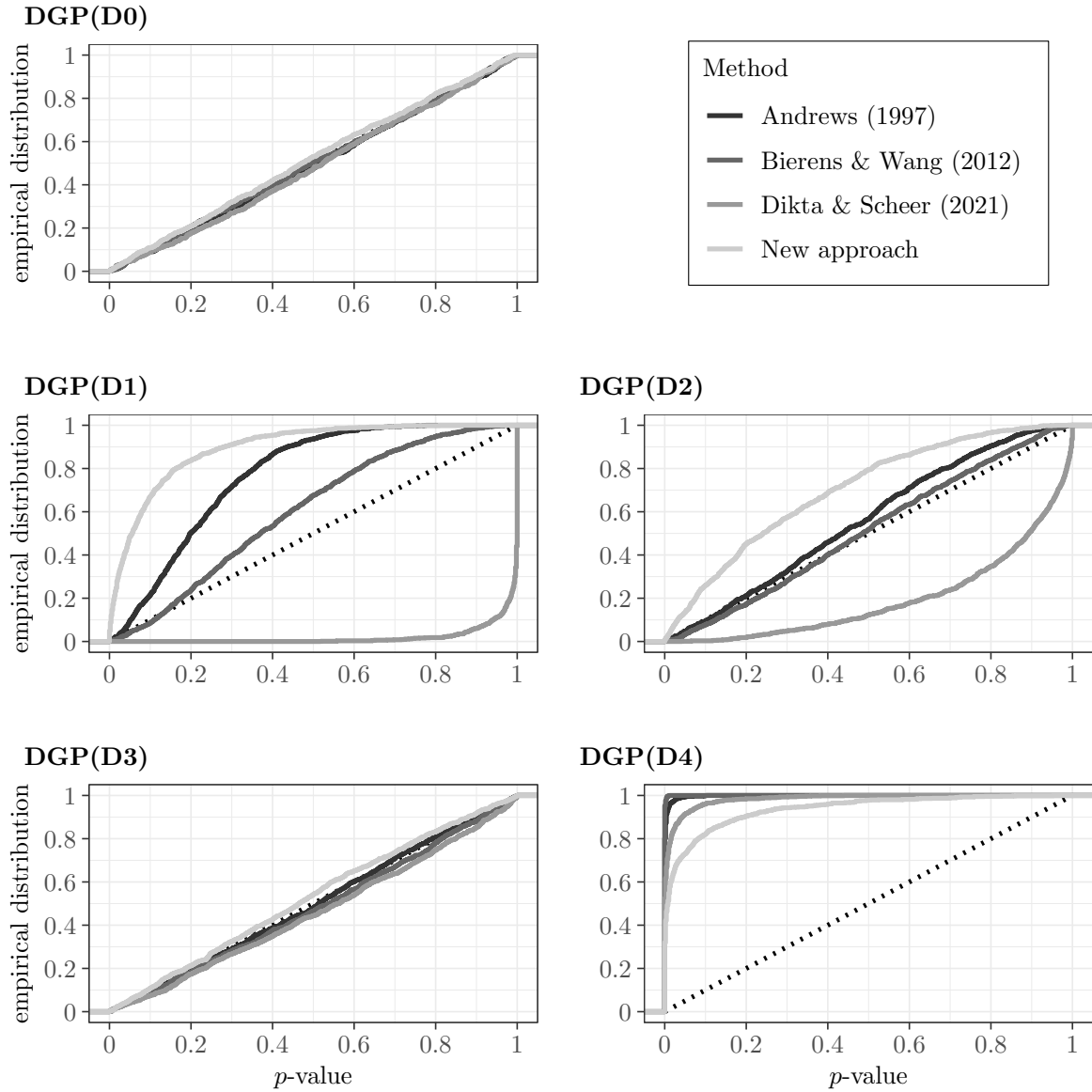


Figure 2: Empirical distribution of bootstrap p -values for different tests and simulated models with discrete response variable.

null hypothesis. Taking into account that the binomial distribution approaches a Poisson distribution as the number of trials n tends to infinity while the mean stays constant, this behavior can be expected. Importantly, it can be seen that our new test demonstrates the strongest rejection of the incorrect model for DGP(D1) and DGP(D2), significantly outperforming the other methods. The tests proposed by [Bierens and Wang \(2012\)](#) and [Dikta and Scheer \(2021\)](#) fail to detect the deviation from the model assumption in this specific setup. It should be noted, though, that Dikta and Scheer’s test is meant to test for the regression function (not the entire conditional distribution) which is correctly specified here. Interestingly, the comparison of the different testing methods changes for DGP(D4) with an underlying negative binomial distribution. In this case, all four methods clearly reject the model assumption but this time, the tests from [Bierens and Wang \(2012\)](#) and [Andrews \(1997\)](#) show the highest proportion of rejection.

Bank transaction data

As a real-world example, we use the bank transaction dataset from [Fox and Weisberg \(2018\)](#). It is composed of three variables: $t1$ and $t2$, the numbers of transactions of two types performed by $n = 261$ branches of a large bank used as vector of covariates X , and $time$, the total time in minutes of labor in each branch used as response variable Y .

In a first step, we fit a classical linear model with normal distribution to the given data and compute the corresponding p -value according to the three different goodness-of-fit tests. The results are shown in table 3. The method introduced by [Dikta and Scheer \(2021\)](#) yields a p -value of 0.96, so the model is clearly accepted. The goodness-of-fit tests from [Andrews \(1997\)](#) and [Bierens and Wang \(2012\)](#) as well as our new approach, however, reject the model with a p -value of 0, 0.05 and 0.06, respectively. In light of our simulation studies, we could conclude that the regression function is probably correct (because Dikta and Scheer’s method accepts the models) but the distribution family is not chosen appropriately (because the other three methods reject the models).

To come up with a more appropriate distribution family for Y given X , we plotted the data and examined how the points are scattered around the mean. It could be seen that the variance of the data points does not seem to be constant as it would be the case in a Gaussian model. Instead, the data points are closer around the regression line for lower values of the conditional mean and more spread out for higher values. This behavior suggests a Gamma distribution implying a constant coefficient of variation.

Table 3: Bootstrap p -values of different tests and models fitted to the bank transaction data

Method	Gaussian	Gamma
New approach	0.06	0.81
Andrews (1997)	0	0.41
Bierens & Wang (2012)	0.05	0.95
Dikta & Scheer (2021)	0.96	0.99

So, in a next step, we fitted a linear model with Gamma distribution to the dataset and again used the three different tests to evaluate its goodness-of-fit. As illustrated in table 3, all of the methods yield high p -values this time meaning that the model is not rejected and thus seems to describe the data appropriately.

Bike sharing data

As another real-world dataset, we consider the bike sharing data from Fanaee-T (2013) that was also analyzed in Dikta and Scheer (2021). It contains the hourly and daily count of rental bikes in Washington DC in 2011 and 2012 together with corresponding weather and seasonal information. The data is preprocessed in the same way as discussed in Dikta and Scheer (2021, Example 5.44) leaving us with continuous variables for the normalized temperature, humidity and wind speed as well as factors indicating the weather situation, year, season and type of day (working day, holiday or day between Christmas and New Year).

As Dikta and Scheer, we use the daily rental counts as output variable Y and all of the listed variables together with an intercept, the squared temperature, the squared humidity and an interaction term between year and season as covariate vector X . In section 6.1.2 of their book, Dikta and Scheer identify two parametric GLMs – a negative binomial model and a log-transformed Gaussian model – that appear to fit the given data, as they are not rejected by their goodness-of-fit test at a significance level of 0.05.

In each model, the canonical link function is used: the logarithm for the negative binomial model and the identity function for the Gaussian model. The Gaussian model is called “log-transformed” as it uses $\log(Y)$ as response variable.

We want to investigate how well these two models fit to the given data according to our new approach using the conditional empirical process with estimated parameters. As illustrated in table 4, our new goodness-of-fit test results in an approximate p -value of zero for both parametric families, so they are clearly rejected. The method from Andrews (1997) and Bierens and Wang (2012) also yield very low p -values. Recalling the results of the simulation studies, such a combination is likely caused by a correct regression function but inappropriate distribution assumption in the model.

Note that the high-dimensionality of the covariate vector X results in a fairly long run-time for Andrews’ method. In particular, the calculation of the p -value took about 15 times longer than for our new approach and roughly 30 times longer than using Dikta and Scheer’s method.

Table 4: Bootstrap p -values of different tests and models fitted to the bike sharing data

Method	Log-transformed Gaussian	Negative binomial
New approach	0	0
Andrews (1997)	0.01	0.03
Bierens & Wang (2012)	0.06	0.01
Dikta & Scheer (2021)	0.12	0.08

Appendix A. Proofs

Proof of Theorem 1. The proof will be based on a Durbin-like splitting of the process (see [Durbin \(1973\)](#)) given by

$$\begin{aligned}\tilde{\alpha}_n(t) &= \underbrace{\frac{1}{\sqrt{n}} \sum_{i=1}^n I_{\{Y_i \leq t\}} - F(t|\vartheta_0, X_i)}_{\alpha_n^{(1)}(t)} \\ &\quad + \underbrace{\frac{1}{\sqrt{n}} \sum_{i=1}^n F(t|\vartheta_0, X_i) - F(t|\hat{\vartheta}_n, X_i)}_{\alpha_n^{(2)}(t)}.\end{aligned}$$

To prove the convergence of $\tilde{\alpha}_n$, we will first verify that the two processes are asymptotically tight in $\ell^\infty(\bar{\mathbb{R}})$ and find asymptotic iid representations for them to analyze the covariance structure of the finite-dimensional distributions (fidis). Then we use the multivariate central limit theorem (CLT) for the convergence of the fidis and finally apply [Kosorok \(2008, Theorem 7.17\)](#) to conclude the weak convergence of the process in $\ell^\infty(\bar{\mathbb{R}})$.

Asymptotic tightness of $\alpha_n^{(1)}$ will be shown by splitting it into two parts again:

$$\alpha_n^{(1)}(t) = \underbrace{\sqrt{n} \left(F_{Y,n}(t) - F_{Y,0}(t) \right)}_{\alpha_n^{(1a)}(t)} + \underbrace{\sqrt{n} \left(F_{Y,0}(t) - \frac{1}{n} \sum_{i=1}^n F(t|\vartheta_0, X_i) \right)}_{\alpha_n^{(1b)}(t)}.$$

The first summand $\alpha_n^{(1a)}$ represents the classical empirical process. It was proven to be a Donsker class by Donsker himself, see e.g. [Kosorok \(2008, p. 11\)](#). By [Kosorok \(2008, Lemma 7.12\(ii\)\)](#), it follows that $\alpha_n^{(1a)}$ is asymptotically tight in $\ell^\infty(\bar{\mathbb{R}})$.

To show asymptotic tightness of the second summand $\alpha_n^{(1b)}$, we write the process as

$$\begin{aligned}-\alpha_n^{(1b)}(t) &= \sqrt{n} \left(\frac{1}{n} \sum_{i=1}^n F(t|\vartheta_0, X_i) - F_{Y,0}(t) \right) \\ &= \sqrt{n} \left(\frac{1}{n} \sum_{i=1}^n F(t|\vartheta_0, X_i) - \mathbb{E} [F(t|\vartheta_0, X)] \right).\end{aligned}$$

This shows that $\alpha_n^{(1b)}$ can be regarded as a generalized empirical process over the index set $\tilde{\mathcal{F}} = \{x \mapsto F(t|\vartheta_0, x) \mid t \in \mathbb{R}\}$. Now, we will use [Kosorok \(2008, Theorem 8.19\)](#) to show that $\tilde{\mathcal{F}}$ is a \mathbb{P} -Donsker class and consequently $\alpha_n^{(1b)}$ is asymptotically tight. An envelope function of $\tilde{\mathcal{F}}$ is given by $\tilde{F}(x) = 1$ which is clearly square-integrable. As explained in the first paragraph on page 150 of Kosorok's book, all measurability conditions of the theorem are satisfied if $\tilde{\mathcal{F}}$ is pointwise measurable. To see that this is in fact the case, define the countable set of functions $\tilde{\mathcal{G}} := \{x \mapsto F(t|\vartheta_0, x) \mid t \in \mathbb{Q}\} \subset \tilde{\mathcal{F}}$. Due to the right-continuity of $F(t|\vartheta_0, x)$

in t , there exists a sequence $\{s_m\} \in \mathbb{Q}$ for every $t \in \mathbb{R}$ with $F(s_m|\vartheta_0, x) \rightarrow F(t|\vartheta_0, x)$ for every x . The final and main condition of [Kosorok \(2008, Theorem 8.19\)](#) is the boundedness of the uniform entropy integral. As noted at the beginning of page 158 in Kosorok's book, it is satisfied if $\tilde{\mathcal{F}}$ is a VC-class of functions. This is true since $F(t|\vartheta_0, x)$ is monotonically increasing in t for every x , see [Kosorok \(2008, Lemma 9.10\)](#).

A linear representation of $\alpha_n^{(1)}$ is given by

$$\alpha_n^{(1)}(t) = n^{-1/2} \sum_{i=1}^n \xi^{(1)}(t, X_i, Y_i)$$

with

$$\begin{aligned} \xi^{(1)}(t, x, y) &= I_{\{y \leq t\}} - F(t|\vartheta_0, x) \\ \mathbb{E}_{\vartheta_0} [\xi^{(1)}(t, X, Y)] &= 0, \\ \text{COV}_{\vartheta_0} (\xi^{(1)}(s, X, Y), \xi^{(1)}(t, X, Y)) &= \mathbb{P}_{\vartheta_0} (Y \leq \min(s, t)) - \mathbb{E} [F(s|\vartheta_0, X)F(t|\vartheta_0, X)] \end{aligned}$$

Next, we want to examine $\alpha_n^{(2)}(t)$. Using Assumption [E1\(i\)](#) and the mean value theorem, we get

$$\begin{aligned} \alpha_n^{(2)}(t) &= \frac{1}{\sqrt{n}} \sum_{i=1}^n F(t|\vartheta_0, X_i) - F(t|\hat{\vartheta}_n, X_i) \\ &= -\sqrt{n} (\hat{\vartheta}_n - \vartheta_0)^T \frac{1}{n} \sum_{i=1}^n \frac{\partial}{\partial \vartheta} F(t|\tilde{\vartheta}_n(t, X_i), X_i) \\ &= - \left(n^{-1/2} \sum_{i=1}^n L^T(X_i, Y_i; \vartheta_0) + o_{\mathbb{P}}(1) \right) \left(\frac{1}{n} \sum_{i=1}^n w(t, \tilde{\vartheta}_n(t, X_i), X_i) \right) \end{aligned}$$

with $\tilde{\vartheta}_n(t, X_i)$ lying on the line segment between ϑ_0 and $\hat{\vartheta}_n$ dependent on t and X_i . Next, we would like to replace the second factor by $W(t, \vartheta_0)$. Let $\varepsilon > 0$. We have, by Markov's inequality, for any $k = 1, \dots, q$ and $\delta > 0$ that

$$\begin{aligned} &\mathbb{P} \left(\sup_{t \in \mathbb{R}} \left| \frac{1}{n} \sum_{i=1}^n w_k(t, \tilde{\vartheta}_n(t, X_i), X_i) - w_k(t, \vartheta_0, X_i) \right| > \varepsilon \right) \\ &\leq \mathbb{P} \left(\frac{1}{n} \sum_{i=1}^n \sup_{\|\vartheta - \vartheta_0\| < \delta} \sup_{t \in \mathbb{R}} |w_k(t, \vartheta, X_i) - w_k(t, \vartheta_0, X_i)| > \varepsilon \right) + \mathbb{P} \left(\|\hat{\vartheta}_n - \vartheta_0\| > \delta \right) \\ &\leq \frac{1}{\varepsilon} \cdot \mathbb{E} \left[\sup_{\|\vartheta - \vartheta_0\| < \delta} \sup_{t \in \mathbb{R}} |w_k(t, \vartheta, X) - w_k(t, \vartheta_0, X)| \right] + \mathbb{P} \left(\|\hat{\vartheta}_n - \vartheta_0\| > \delta \right). \end{aligned}$$

By Assumption [E1\(i\)](#), the second summand vanishes as n tends to infinity. Furthermore, by Assumption [M2\(i\)](#), the integrand of the first summand goes to zero as δ tends to zero and due to Assumption [M1\(ii\)](#), we can apply Lebesgue's dominated convergence theorem

(DCT) to follow that the whole term converges to zero. For that, note that because of Assumption M1(i), the order of integration and differentiation can be interchanged and we have

$$\begin{aligned} |w_k(t, \vartheta, x)| &= \left| \int_{-\infty}^t v_k(s, \vartheta, x) \nu(ds) \right| \\ &\leq \int_{-\infty}^t |v_k(s, \vartheta, x)| \nu(ds) \\ &\leq \sup_{\tilde{\vartheta} \in V} \int |v_k(s, \tilde{\vartheta}, x)| \nu(ds), \end{aligned}$$

which is integrable according to Assumption M1(ii). Further, we have for any $K > 0$

$$\begin{aligned} &\sup_{t \in \mathbb{R}} \left| \frac{1}{n} \sum_{i=1}^n w_k(t, \vartheta_0, X_i) - W(t, \vartheta_0) \right| \\ &= \sup_{t \in \mathbb{R}} \left| \int w_k(t, \vartheta_0, x) (H_n - H)(dx) \right| \\ &= \sup_{t \in \mathbb{R}} \left| \int \int_{-\infty}^t v_k(s, \vartheta_0, x) \nu(ds) (H_n - H)(dx) \right| \\ &\leq \sup_{|t| \leq K} \left| \int \int_{-K}^t v_k(s, \vartheta_0, x) \nu(ds) (H_n - H)(dx) \right| \\ &\quad + \int \int I_{\{|s| > K\}} |v_k(s, \vartheta_0, x)| \nu(ds) H_n(dx) + \int \int I_{\{|s| > K\}} |v_k(s, \vartheta_0, x)| \nu(ds) H(dx) \\ &=: A_{1,n}(K) + A_{2,n}(K) + A_3(K). \end{aligned}$$

By Jennrich (1969, Theorem 2), applicable due to Assumption M1, $A_{1,n}(K)$ converges to zero as n goes to infinity for any value of K . Moreover, an iterated application of Lebesgue's DCT using Assumption M1 to find dominating integrable functions, yields

$$\lim_{K \rightarrow \infty} A_3(K) = \int \int \lim_{K \rightarrow \infty} I_{\{|s| > K\}} |v_k(s, \vartheta_0, x)| \nu(ds) H(dx) = 0.$$

Since, by SLLN, $\lim_{n \rightarrow \infty} A_{2,n}(K) = A_3(K)$ wp1, the second term also vanishes as n and K tend to infinity. So we can follow that

$$\sup_{t \in \mathbb{R}} \left\| \frac{1}{n} \sum_{i=1}^n w(t, \tilde{\vartheta}_n(t, X_i), X_i) - W(t, \vartheta_0) \right\| = o_{\mathbb{P}}(1).$$

Altogether, we get

$$\alpha_n^{(2)}(t) = n^{-1/2} \sum_{i=1}^n \xi^{(2)}(t, X_i, Y_i) + r_n^{(2)}(t)$$

with

$$\begin{aligned}\xi^{(2)}(t, x, y) &= -(L(x, y; \vartheta_0))^T W(t, \vartheta_0) \\ \mathbb{E}_{\vartheta_0} [\xi^{(2)}(t, X, Y)] &= 0, \\ \text{COV}_{\vartheta_0} (\xi^{(2)}(s, X, Y), \xi^{(2)}(t, X, Y)) &= W^T(s, \vartheta_0) \text{COV}_{\vartheta_0} (L(X, Y; \vartheta_0)) W(t, \vartheta_0) \\ r_n^{(2)}(t) &\rightarrow 0 \text{ a.s. uniformly in } t.\end{aligned}$$

To prove the tightness of $\alpha_n^{(2)}(t)$, note that L is not dependent on t and $W(t, \vartheta_0)$ is continuous in t by assumption Assumption M2(ii). Thus, the process is in $C[-\infty, \infty]$ and we can use Billingsley (1968, Theorem 8.2) to verify tightness. By the multivariate CLT, there is a centered normal random vector S_∞ such that $S_n = -n^{-1/2} \sum_{i=1}^n L(X_i, Y_i; \vartheta_0) \Rightarrow S_\infty$. Since $W(0, \vartheta_0)$ is a deterministic vector, $\alpha_n^{(2)}(0) = S_n^T W(0, \vartheta_0) + r_n(0)$ converges as well and is thus tight in \mathbb{R} by Prokhorov's Theorem. It remains to show that for every $\varepsilon, \eta > 0$, there exists a $\delta > 0$ and $n_0 \in \mathbb{N}$ such that for all $n \geq n_0$

$$\mathbb{P} \left(\sup_{|s-t|<\delta} |\alpha_n^{(2)}(s) - \alpha_n^{(2)}(t)| \geq \varepsilon \right) \leq \eta. \quad (\text{A.1})$$

For any $\varepsilon, \eta > 0$, we have

$$\begin{aligned}\mathbb{P} \left(\sup_{|s-t|<\delta} |\alpha_n^{(2)}(s) - \alpha_n^{(2)}(t)| \geq \varepsilon \right) &= \mathbb{P} \left(\sup_{|s-t|<\delta} \left| S_n^T (W(s, \vartheta_0) - W(t, \vartheta_0)) + r_n(s) - r_n(t) \right| \geq \varepsilon \right) \\ &\leq \mathbb{P} \left(\|S_n\| \sup_{|s-t|<\delta} \|W(s, \vartheta_0) - W(t, \vartheta_0)\| \geq \frac{\varepsilon}{3} \right) + 2 \cdot \mathbb{P} \left(\sup_{t \in \mathbb{R}} |r_n(t)| \geq \frac{\varepsilon}{3} \right) \\ &= \mathbb{P} \left(\|S_n\| \geq \frac{\varepsilon}{3 \cdot \sup_{|s-t|<\delta} \|W(s, \vartheta_0) - W(t, \vartheta_0)\|} \right) + 2 \cdot \mathbb{P} \left(\sup_{t \in \mathbb{R}} |r_n(t)| \geq \frac{\varepsilon}{3} \right).\end{aligned}$$

The second summand clearly converges to zero as n goes to infinity. For the first summand, choose c_∞ such that $\mathbb{P} (\|S_\infty\| \geq c_\infty) \leq \frac{\eta}{2}$ and $n_0 \in \mathbb{N}$ such that for all $n \geq n_0$

$$\begin{aligned}\mathbb{P} (\|S_n\| \geq c_\infty) &\leq |\mathbb{P} (\|S_n\| \geq c_\infty) - \mathbb{P} (\|S_\infty\| \geq c_\infty)| + \mathbb{P} (\|S_\infty\| \geq c_\infty) \\ &\leq \frac{\eta}{2} + \frac{\eta}{2} = \eta.\end{aligned}$$

Since $W(t, \vartheta_0)$ is uniformly continuous in t , we can find a δ such that

$$\frac{\varepsilon}{3 \cdot \sup_{|s-t|<\delta} \|W(s, \vartheta_0) - W(t, \vartheta_0)\|} \geq c_\infty,$$

which concludes the proof of (A.1). Note that uniform tightness in $C[-\infty, \infty]$ implies uniform tightness in the larger space $\ell^\infty(\mathbb{R})$ which in turn implies asymptotic tightness in $\ell^\infty(\bar{\mathbb{R}})$.

Due to their asymptotic linear representations, the fidis of $\alpha_n^{(1)}$ and $\alpha_n^{(2)}$ converge to a centered normal distribution by the multivariate CLT. Having established their asymptotic tightness as well, we can apply Kosorok (2008, Theorem 7.17) to follow that both processes and thus also their sum $\tilde{\alpha}_n$ converges weakly to a centered Gaussian process in $\ell^\infty(\bar{\mathbb{R}})$. The only step left to prove the statement of the theorem is the calculation of the covariance structure of the limiting process. The auto-covariance functions of $\alpha_n^{(1)}(t)$ and $\alpha_n^{(2)}(t)$ are already given above. For their cross-covariance function, we get

$$\begin{aligned} \text{COV}_{\vartheta_0}(\xi^{(1)}(s, X, Y), \xi^{(2)}(t, X, Y)) \\ &= \mathbb{E}_{\vartheta_0} \left[(I_{\{Y \leq s\}} - F(s|\vartheta_0, X)) (-L^T(X, Y; \vartheta_0)W(t, \vartheta_0)) \right] \\ &= W^T(t, \vartheta_0) \mathbb{E}_{\vartheta_0} \left[(F(s|\vartheta_0, X) - I_{\{Y \leq s\}}) L(X, Y; \vartheta_0) \right]. \end{aligned} \quad \square$$

Proof of Theorem 2. The proof is similar to the proof of convergence of the original test statistic. We start by splitting the process as follows

$$\begin{aligned} \tilde{\alpha}_n^*(t) &= \underbrace{\frac{1}{\sqrt{n}} \sum_{i=1}^n I_{\{Y_{i,n}^* \leq t\}} - F(t|\hat{\vartheta}_n, X_i)}_{\alpha_n^{(1*)}(t)} \\ &\quad + \underbrace{\frac{1}{\sqrt{n}} \sum_{i=1}^n F(t|\hat{\vartheta}_n, X_i) - F(t|\hat{\vartheta}_n^*, X_i)}_{\alpha_n^{(2*)}(t)}. \end{aligned}$$

To prove the convergence of $\tilde{\alpha}_n^*$, we will again apply Kosorok (2008, Theorem 7.17). We start by proving the convergence of $\alpha_n^{(1*)}$ using Kosorok (2008, Theorem 11.16). Since the X_i are fixed under \mathbb{P}_n^* , we can write

$$\begin{aligned} \alpha_n^{(1*)}(t) &= \frac{1}{\sqrt{n}} \sum_{i=1}^n I_{\{Y_{i,n}^* \leq t\}} - F(t|\hat{\vartheta}_n, X_i) \\ &= \sum_{i=1}^n \tilde{f}_{n,i}(t) - \mathbb{E}_n^* [\tilde{f}_{n,i}(t)], \end{aligned}$$

where $\tilde{f}_{n,i}(t) = \frac{1}{\sqrt{n}} I_{\{Y_{i,n}^* \leq t\}}$ with envelope $\tilde{F}_{n,i} = \frac{1}{\sqrt{n}}$. The separability of $\{\tilde{f}_{n,i}\}$ can be shown with a similar argument as in the original convergence proof using the fact that $\tilde{f}_{n,i}(t)$ is right-continuous. By Kosorok (2008, Lemma 11.15), it follows that the triangular array is almost measurable Suslin. The manageability condition (A) of Kosorok (2008, Theorem 11.16) is fulfilled since the indicator functions in $\tilde{f}_{n,i}(t)$ are monotone increasing in t (see

page 221 in Kosorok's book). The second condition (B) holds as

$$\begin{aligned}
\tilde{K}(s, t) &:= \lim_{n \rightarrow \infty} \mathbb{E}_n^* [\alpha_n^{(1*)}(s) \alpha_n^{(1*)}(t)] \\
&= \lim_{n \rightarrow \infty} \frac{1}{n} \mathbb{E}_n^* \left[\sum_{i=1}^n \sum_{j=1}^n \left(I_{\{Y_{i,n}^* \leq s\}} - F(s|\hat{\vartheta}_n, X_i) \right) \left(I_{\{Y_{j,n}^* \leq t\}} - F(t|\hat{\vartheta}_n, X_j) \right) \right] \\
&=_{(1)} \lim_{n \rightarrow \infty} \frac{1}{n} \sum_{i=1}^n \mathbb{E}_n^* \left[\left(I_{\{Y_{i,n}^* \leq s\}} - F(s|\hat{\vartheta}_n, X_i) \right) \left(I_{\{Y_{i,n}^* \leq t\}} - F(t|\hat{\vartheta}_n, X_i) \right) \right] \\
&=_{(2)} \mathbb{E}_{\vartheta_0} \left[\left(I_{\{Y \leq s\}} - F(s|\vartheta_0, X) \right) \left(I_{\{Y \leq t\}} - F(t|\vartheta_0, X) \right) \right] \\
&= \mathbb{P}_{\vartheta_0} (Y \leq \min(s, t)) - \mathbb{E} [F(s|\vartheta_0, X) F(t|\vartheta_0, X)] < \infty,
\end{aligned}$$

where for the equality $=_{(1)}$, we used the fact that $Y_{1,n}^*, \dots, Y_{n,n}^*$ are independent, and in $=_{(2)}$, we applied [Dikta and Scheer \(2021, Lemma 5.58\)](#). Note that the lemma is applicable due to Assumption [M3](#). The verification of the next two conditions, (C) and (D), is straightforward:

$$\limsup_{n \rightarrow \infty} \sum_{i=1}^n \mathbb{E}_n^* [\tilde{F}_{n,i}^2] = \limsup_{n \rightarrow \infty} \sum_{i=1}^n \frac{1}{n} = 1 < \infty$$

and

$$\sum_{i=1}^n \mathbb{E}_n^* [\tilde{F}_{n,i} I_{\{\tilde{F}_{n,i} > \varepsilon\}}] = \sum_{i=1}^n \mathbb{E}_n^* \left[\frac{1}{n} I_{\{\frac{1}{\sqrt{n}} > \varepsilon\}} \right] = I_{\{\frac{1}{\sqrt{n}} > \varepsilon\}} \xrightarrow{n \rightarrow \infty} 0 \quad \forall \varepsilon > 0.$$

For condition (E), we need to consider $\rho_n(s, t) := \left(\sum_{i=1}^n \mathbb{E}_n^* \left[\left| \tilde{f}_{n,i}(s) - \tilde{f}_{n,i}(t) \right|^2 \right] \right)^{\frac{1}{2}}$. By Assumption [M3](#) and [Dikta and Scheer \(2021, Lemma 5.58\)](#), we have

$$\begin{aligned}
\rho_n(s, t) &= \left(\frac{1}{n} \sum_{i=1}^n \mathbb{E}_n^* \left[\left| I_{\{Y_{i,n}^* \leq s\}} - I_{\{Y_{i,n}^* \leq t\}} \right| \right] \right)^{\frac{1}{2}} \\
&\xrightarrow{n \rightarrow \infty} \left(\mathbb{E}_{\vartheta_0} \left[\left| I_{\{Y \leq s\}} - I_{\{Y \leq t\}} \right| \right] \right)^{\frac{1}{2}} =: \rho(s, t).
\end{aligned}$$

Assume that $\{s_n\}, \{t_n\} \in \mathbb{R}$ with $\rho(s_n, t_n) \rightarrow 0$. Then we have

$$\rho_n(s_n, t_n) \leq \sup_{s, t \in \mathbb{R}} |\rho_n(s, t) - \rho(s, t)| + \rho(s_n, t_n).$$

The second summand converges to zero by assumption. Since, similarly to the reverse

triangle inequality, it holds $\sqrt{|a-b|} \geq |\sqrt{a} - \sqrt{b}|$, we get for the first summand

$$\begin{aligned} & \sup_{s,t \in \mathbb{R}} |\rho_n(s,t) - \rho(s,t)|^2 \\ &= \sup_{s,t \in \mathbb{R}} \left| \left(\frac{1}{n} \sum_{i=1}^n \mathbb{E}_n^* \left[\left| I_{\{Y_{i,n}^* \leq s\}} - I_{\{Y_{i,n}^* \leq t\}} \right| \right] \right)^{\frac{1}{2}} - \left(\mathbb{E}_{\vartheta_0} \left[\left| I_{\{Y \leq s\}} - I_{\{Y \leq t\}} \right| \right] \right)^{\frac{1}{2}} \right|^2 \\ &\leq \sup_{s,t \in \mathbb{R}} \left| \frac{1}{n} \sum_{i=1}^n \mathbb{E}_n^* \left[\left| I_{\{Y_{i,n}^* \leq s\}} - I_{\{Y_{i,n}^* \leq t\}} \right| \right] - \mathbb{E}_{\vartheta_0} \left[\left| I_{\{Y \leq s\}} - I_{\{Y \leq t\}} \right| \right] \right|. \end{aligned}$$

Several applications of the triangle inequality further yield

$$\begin{aligned} & \sup_{s,t \in \mathbb{R}} |\rho_n(s,t) - \rho(s,t)|^2 \\ &\leq \sup_{s,t \in \mathbb{R}} \left| \frac{1}{n} \sum_{i=1}^n \mathbb{E}_n^* \left[I_{\{Y_{i,n}^* \leq s\}} + I_{\{Y_{i,n}^* \leq t\}} \right] - \mathbb{E}_{\vartheta_0} \left[I_{\{Y \leq s\}} + I_{\{Y \leq t\}} \right] \right| \\ &= 2 \sup_{t \in \mathbb{R}} \left| \frac{1}{n} \sum_{i=1}^n \mathbb{E}_n^* \left[I_{\{Y_{i,n}^* \leq t\}} \right] - \mathbb{E}_{\vartheta_0} \left[I_{\{Y \leq t\}} \right] \right| \\ &= 2 \sup_{t \in \mathbb{R}} \left| \mathbb{E} [F(t|\vartheta_0, X)] - \frac{1}{n} \sum_{i=1}^n F(t|\hat{\vartheta}_n, X_i) \right| \\ &\leq 2 \left(\sup_{t \in \mathbb{R}} \left| \mathbb{E} [F(t|\vartheta_0, X)] - \frac{1}{n} \sum_{i=1}^n F(t|\vartheta_0, X_i) \right| \right. \\ &\quad \left. + \sup_{t \in \mathbb{R}} \left| \frac{1}{n} \sum_{i=1}^n F(t|\vartheta_0, X_i) - F(t|\hat{\vartheta}_n, X_i) \right| \right). \end{aligned}$$

The almost sure convergence of the first summand to zero is equivalent to saying that $\tilde{\mathcal{F}} = \{x \mapsto F(t|\vartheta_0, x) \mid t \in \mathbb{R}\}$ is a Glivenko-Cantelli class. This is in fact the case as we showed $\tilde{\mathcal{F}}$ to be Donsker in the proof of Theorem 1 and every Donsker class is also Glivenko-Cantelli (see [Kosorok \(2008, Lemma 8.17\)](#)). To analyze the convergence of the second summand, we use a Taylor expansion and the Cauchy-Schwarz inequality yielding

$$\begin{aligned} & \sup_{t \in \mathbb{R}} \left| \frac{1}{n} \sum_{i=1}^n F(t|\vartheta_0, X_i) - F(t|\hat{\vartheta}_n, X_i) \right| \\ &= \sup_{t \in \mathbb{R}} \left| \left(\hat{\vartheta}_n - \vartheta_0 \right)^T \frac{1}{n} \sum_{i=1}^n w(t, \tilde{\vartheta}_n(t, X_i), X_i) \right| \\ &\leq \left\| \hat{\vartheta}_n - \vartheta_0 \right\| \sup_{t \in \mathbb{R}} \left\| \frac{1}{n} \sum_{i=1}^n w(t, \tilde{\vartheta}_n(t, X_i), X_i) \right\|, \end{aligned} \tag{A.2}$$

where $\tilde{\vartheta}_n(t, X_i)$ lies on the line segment connecting ϑ_0 and $\hat{\vartheta}_n$ and depends on t and X_i . By Assumption E1(ii), $\|\hat{\vartheta}_n - \vartheta_0\|$ converges to zero wp1 as n goes to infinity. So the desired result follows if the supremum term is appropriately bounded. Since $\hat{\vartheta}_n$ converges almost surely to ϑ_0 , $\tilde{\vartheta}_n(t, X_i)$ will eventually lie in V . We have

$$\begin{aligned} \sup_{\vartheta \in V} \sup_{t \in \mathbb{R}} \|w(t, \vartheta, x)\| &= \sup_{\vartheta \in V} \sup_{t \in \mathbb{R}} \left\| \int_{-\infty}^t v(s, \vartheta, x) \nu(ds) \right\| \\ &\leq \sup_{\vartheta \in V} \int_{-\infty}^{\infty} \|v(s, \vartheta, x)\| \nu(ds) \\ &=: M_w(x), \end{aligned}$$

which is an H-integrable function according to Assumption M1(ii). It follows that (for sufficiently large n)

$$\begin{aligned} \sup_{t \in \mathbb{R}} \left\| \frac{1}{n} \sum_{i=1}^n w(t, \tilde{\vartheta}_n(t, X_i), X_i) \right\| &\leq \sup_{\vartheta \in V} \sup_{t \in \mathbb{R}} \left\| \frac{1}{n} \sum_{i=1}^n w(t, \vartheta, X_i) \right\| \\ &\leq \frac{1}{n} \sum_{i=1}^n \sup_{\vartheta \in V} \sup_{t \in \mathbb{R}} \|w(t, \vartheta, X_i)\| \\ &\leq \frac{1}{n} \sum_{i=1}^n M_w(X_i). \end{aligned}$$

By the SLLN, the arithmetic mean converges to the finite expected value $\mathbb{E}[M_w(X)] = \int M_w(x) H(dx)$. It follows that the product on the right-hand side of (A.2) converges to zero wp1. In summary, we have verified all five conditions (A)-(E) of Kosorok (2008, Theorem 11.16) and hence can conclude that $\alpha_n^{(1*)}$ converges to a tight centered Gaussian process with auto-covariance function $\tilde{K}(s, t)$. By Kosorok (2008, Lemma 7.12), it follows that $\alpha_n^{(1*)}$ is asymptotically tight.

Next, we investigate $\alpha_n^{(2*)}$. In particular, we will find an asymptotically equivalent representation. Using a Taylor expansion and Assumption E2(i), we have

$$\begin{aligned} \alpha_n^{(2*)}(t) &= \frac{1}{\sqrt{n}} \sum_{i=1}^n F(t|\hat{\vartheta}_n, X_i) - F(t|\hat{\vartheta}_n^*, X_i) \\ &= -\sqrt{n} \left(\hat{\vartheta}_n^* - \hat{\vartheta}_n \right)^T \frac{1}{n} \sum_{i=1}^n \frac{\partial}{\partial \vartheta} F(t|\tilde{\vartheta}_n^*(t, X_i), X_i) \\ &= - \left(n^{-1/2} \sum_{i=1}^n L^T(X_i, Y_{i,n}^*, \hat{\vartheta}_n) + o_{\mathbb{P}_n^*}(1) \right) \frac{1}{n} \sum_{i=1}^n w(t, \tilde{\vartheta}_n^*(t, X_i), X_i), \end{aligned}$$

where $\tilde{\vartheta}_n^*(t, X_i)$ lies on the line segment connecting $\hat{\vartheta}_n$ and $\hat{\vartheta}_n^*$ and may depend on t and X_i .

We can estimate

$$\begin{aligned} & \mathbb{P}_n^* \left(\sup_{t \in \mathbb{R}} \left| \frac{1}{n} \sum_{i=1}^n w_k(t, \tilde{\vartheta}_n^*(t, X_i), X_i) - w_k(t, \vartheta_0, X_i) \right| > \varepsilon \right) \\ & \leq \mathbb{P}_n^* \left(\sup_{\|\vartheta - \vartheta_0\| < \delta} \sup_{t \in \mathbb{R}} \left| \frac{1}{n} \sum_{i=1}^n w_k(t, \vartheta, X_i) - w_k(t, \vartheta_0, X_i) \right| > \varepsilon \right) + \mathbb{P}_n^* \left(\|\hat{\vartheta}_n^* - \vartheta_0\| > \delta \right). \end{aligned}$$

As $\|\hat{\vartheta}_n^* - \vartheta_n\| = o_{\mathbb{P}_n^*}(1)$ and $\|\hat{\vartheta}_n - \vartheta_0\| \rightarrow 0$ wp1 by Assumption E1(ii) and E2(i), it follows that the second term on the right-hand side converges to zero as n goes to infinity. The argument of the first summand does not involve any randomness with respect to \mathbb{P}_n^* , so we consider

$$\begin{aligned} & \limsup_{n \rightarrow \infty} \sup_{\|\vartheta - \vartheta_0\| < \delta} \sup_{t \in \mathbb{R}} \left| \frac{1}{n} \sum_{i=1}^n w_k(t, \vartheta, X_i) - w_k(t, \vartheta_0, X_i) \right| \\ & \leq \limsup_{n \rightarrow \infty} \frac{1}{n} \sum_{i=1}^n \sup_{\|\vartheta - \vartheta_0\| < \delta} \sup_{t \in \mathbb{R}} |w_k(t, \vartheta, X_i) - w_k(t, \vartheta_0, X_i)| \\ & = \mathbb{E} \left[\sup_{\|\vartheta - \vartheta_0\| < \delta} \sup_{t \in \mathbb{R}} |w_k(t, \vartheta, X) - w_k(t, \vartheta_0, X)| \right], \end{aligned}$$

where the last equality follows from the SLLN together with the integrability condition for w_k . By Lebesgue's DCT applicable due to Assumption M1 and Assumption M2(i), the resulting expected value vanishes as δ tends to zero. As proven in Theorem 1, we have wp1

$$\sup_{t \in \mathbb{R}} \left\| \frac{1}{n} \sum_{i=1}^n w(t, \vartheta_0, X_i) - W(t, \vartheta_0) \right\| \rightarrow 0 \quad \text{as } n \rightarrow \infty.$$

It follows that wp1

$$\sup_{t \in \mathbb{R}} \left\| \frac{1}{n} \sum_{i=1}^n w(t, \tilde{\vartheta}_n^*(t, X_i), X_i) - W(t, \vartheta_0) \right\| = o_{\mathbb{P}_n^*}(1).$$

Altogether, we get wp1

$$\alpha_n^{(2*)}(t) = n^{-1/2} \sum_{i=1}^n W^T(t, \vartheta_0) L(X_i, Y_{i,n}^*, \hat{\vartheta}_n) + o_{\mathbb{P}_n^*}(1)$$

uniformly in t . Since the sum on the right hand side is asymptotically equivalent to $\alpha_n^{(2*)}(t)$ in the sense of Billingsley (1968, Theorem 4.1), we will substitute it from now on without mentioning it again.

To analyze the convergence of the fidis of $\tilde{\alpha}_n^*$ we use Cramér-Wold device (see e.g. [Billingsley \(1968, Theorem 7.7\)](#)). So we need to show that

$$\forall k \in \mathbb{N}, (t_1, \dots, t_k) \in \mathbb{R}^k, 0 \neq a \in \mathbb{R}^k : \sum_{j=1}^k a_j \tilde{\alpha}_n^*(t_j) \Rightarrow \mathcal{N}(0, a^T \Sigma a) \quad \text{wp1}, \quad (\text{A.3})$$

where $\Sigma_{j,l} = K(t_j, t_l)$ for $1 \leq j, l \leq k$. We have

$$\begin{aligned} Z_n^* &= \sum_{j=1}^k a_j \tilde{\alpha}_n^*(t_j) \\ &= \sum_{i=1}^n \underbrace{\sum_{j=1}^k a_j \frac{1}{\sqrt{n}} \left(I_{\{Y_{i,n}^* \leq t_j\}} - F(t_j | \hat{\vartheta}_n, X_i) \right)}_{\xi_{i,n}^*} - \underbrace{\sum_{j=1}^k a_j W^T(t_j, \vartheta_0)}_{A^T} \underbrace{\frac{1}{\sqrt{n}} L(X_i, Y_{i,n}^*, \hat{\vartheta}_n)}_{\eta_{i,n}^*} \end{aligned}$$

with $\mathbb{E}_n^* [\xi_{i,n}^*] = \mathbb{E}_n^* [\eta_{i,n}^*] = 0$ and $(\xi_{1,n}^*, \eta_{1,n}^*), \dots, (\xi_{n,n}^*, \eta_{n,n}^*)$ independent. It follows that

$$\begin{aligned} \text{Var}_n^*(Z_n^*) &= \sum_{i=1}^n \text{Var}_n^*(\xi_{i,n}^*) + \text{Var}_n^*(A^T \eta_{i,n}^*) - 2 \text{COV}_n^*(\xi_{i,n}^*, A^T \eta_{i,n}^*) \\ &= \sum_{i=1}^n \mathbb{E}_n^* [\xi_{i,n}^{*2}] + A^T \mathbb{E} [\eta_{i,n}^* \eta_{i,n}^{*T}] A - 2 A^T \mathbb{E}_n^* [\xi_{i,n}^* \eta_{i,n}^*]. \end{aligned}$$

For the first summand, we get

$$\begin{aligned} &\sum_{i=1}^n \mathbb{E}_n^* [\xi_{i,n}^{*2}] \\ &= \frac{1}{n} \sum_{i=1}^n \sum_{j=1}^k \sum_{l=1}^k a_j a_l \mathbb{E}_n^* \left[\left(I_{\{Y_{i,n}^* \leq t_j\}} - F(t_j | \hat{\vartheta}_n, X_i) \right) \left(I_{\{Y_{i,n}^* \leq t_l\}} - F(t_l | \hat{\vartheta}_n, X_i) \right) \right] \\ &= \sum_{j=1}^k \sum_{l=1}^k a_j \left(\frac{1}{n} \sum_{i=1}^n \mathbb{E}_n^* \left[I_{\{Y_{i,n}^* \leq \min(t_j, t_l)\}} \right] - F(t_j | \hat{\vartheta}_n, X_i) F(t_l | \hat{\vartheta}_n, X_i) \right) a_l \\ &\xrightarrow{n \rightarrow \infty} \sum_{j=1}^k \sum_{l=1}^k a_j \left(\mathbb{E}_{\vartheta_0} [I_{\{Y \leq \min(t_j, t_l)\}}] - \mathbb{E} [F(t_j | \vartheta_0, X) F(t_l | \vartheta_0, X)] \right) a_l \\ &= \sum_{j=1}^k \sum_{l=1}^k a_j \tilde{K}(t_j, t_l) a_l, \end{aligned}$$

using [Dikta and Scheer \(2021, Lemma 5.58\)](#) for the convergence, applicable due to Assump-

tion M3. By Assumption E2(ii), the second summand converges as well:

$$\begin{aligned}
\sum_{i=1}^n A^T \mathbb{E}_n^* [\eta_{i,n}^* \eta_{i,n}^{*T}] A &= A^T \frac{1}{n} \sum_{i=1}^n \mathbb{E}_n^* \left[L(X_i, Y_{i,n}^*, \hat{\vartheta}_n) L^T(X_i, Y_{i,n}^*, \hat{\vartheta}_n) \right] A \\
&\xrightarrow{n \rightarrow \infty} A^T \mathbb{E}_{\vartheta_0} [L(X, Y, \vartheta_0) L^T(X, Y, \vartheta_0)] A \\
&= \sum_{j=1}^k \sum_{l=1}^k a_j W^T(t_j, \vartheta_0) \text{COV}_{\vartheta_0}(L(X, Y, \vartheta_0)) W(t_l, \vartheta_0) a_l.
\end{aligned}$$

Finally, another application of Dikta and Scheer (2021, Lemma 5.58) using Assumption E3(i) yields

$$\begin{aligned}
&\sum_{i=1}^n A^T \mathbb{E}_n^* [\xi_{i,n}^* \eta_{i,n}^*] \\
&= \sum_{j=1}^k \sum_{l=1}^k a_j W^T(t_j, \vartheta_0) \frac{1}{n} \sum_{i=1}^n \mathbb{E}_n^* \left[\left(I_{\{Y_{i,n}^* \leq t_l\}} - F(t_l | \hat{\vartheta}_n, X_i) \right) L(X_i, Y_{i,n}^*, \hat{\vartheta}_n) \right] a_l \\
&\xrightarrow{n \rightarrow \infty} \sum_{j=1}^k \sum_{l=1}^k a_j W^T(t_j, \vartheta_0) \mathbb{E}_{\vartheta_0} \left[\left(I_{\{Y \leq t_l\}} - F(t_l | \vartheta_0, X) \right) L(X, Y, \vartheta_0) \right] a_l.
\end{aligned}$$

In summary, we have shown that $\text{Var}_n^*(Z_n^*) \rightarrow a^T \Sigma a$ wp1. Since Σ is a covariance matrix and hence positive semidefinite, we know that $a^T \Sigma a \geq 0$. If $a^T \Sigma a = 0$, $Z_n^* \Rightarrow \mathcal{N}(0, a^T \Sigma a) \equiv \mathcal{N}(0, 0)$ trivially holds. Otherwise, i.e. if $a^T \Sigma a > 0$, we can apply Serfling (2009, Corollary to Theorem 1.9.3) and thus have to verify the Lyapunov condition:

$$\frac{1}{\text{Var}_n^*(Z_n^*)^{(2+v)/2}} \sum_{i=1}^n \mathbb{E}_n^* \left[|\xi_{i,n}^* - A^T \eta_{i,n}^*|^{2+v} \right] \rightarrow 0 \quad \text{wp1}$$

for some $v > 0$, where the null set does not depend on a . Since $\text{Var}_n^*(Z_n^*)$ converges to $a^T \Sigma a > 0$, it is sufficient to prove that there exists $v > 0$ such that the sum of expectations converges to zero wp1. Note that

$$\begin{aligned}
\sum_{i=1}^n \mathbb{E}_n^* \left[|\xi_{i,n}^* - A^T \eta_{i,n}^*|^{2+v} \right] &\leq \sum_{i=1}^n \left(\mathbb{E}_n^* \left[|\xi_{i,n}^*|^{2+v} \right]^{1/(2+v)} + \mathbb{E}_n^* \left[|A^T \eta_{i,n}^*|^{2+v} \right]^{1/(2+v)} \right)^{2+v} \\
&\leq 2^{2+v} \left(\sum_{i=1}^n \mathbb{E}_n^* \left[|\xi_{i,n}^*|^{2+v} \right] + \sum_{i=1}^n \mathbb{E}_n^* \left[|A^T \eta_{i,n}^*|^{2+v} \right] \right),
\end{aligned}$$

so we can analyze the two sums separately. We have

$$\begin{aligned}
\sum_{i=1}^n \mathbb{E}_n^* \left[|\xi_{i,n}^*|^{2+v} \right] &= \sum_{i=1}^n \mathbb{E}_n^* \left[\left| \frac{1}{\sqrt{n}} \sum_{j=1}^k a_j \left(I_{\{Y_{i,n}^* \leq t_j\}} - F(t_j | \hat{\vartheta}_n, X_i) \right) \right|^{2+v} \right] \\
&\leq \frac{1}{n^{v/2}} \frac{1}{n} \sum_{i=1}^n \mathbb{E}_n^* \left[\left(\sum_{j=1}^k |a_j| \right)^{2+v} \right] \\
&= \frac{1}{n^{v/2}} \left(\sum_{j=1}^k |a_j| \right)^{2+v} \xrightarrow{n \rightarrow \infty} 0,
\end{aligned}$$

and using Cauchy-Schwartz inequality

$$\begin{aligned}
\sum_{i=1}^n \mathbb{E}_n^* \left[|A^T \eta_{i,n}^*|^{2+v} \right] &= \sum_{i=1}^n \mathbb{E}_n^* \left[\left| \frac{1}{\sqrt{n}} \sum_{j=1}^k a_j W^T(t_j, \vartheta_0) L(X_i, Y_{i,n}^*, \hat{\vartheta}_n) \right|^{2+v} \right] \\
&\leq \frac{1}{n^{v/2}} \left\| \sum_{j=1}^k a_j W(t_j, \vartheta_0) \right\|^{2+v} \frac{1}{n} \sum_{i=1}^n \mathbb{E}_n^* \left[\|L(X_i, Y_{i,n}^*, \hat{\vartheta}_n)\|^{2+v} \right].
\end{aligned}$$

As $n^{-v/2}$ converges to zero as n goes to infinity, it remains to show that the mean on the right hand side is bounded. For that, choose $v = \delta$ from Assumption E3(ii) and note that

$$\mathbb{E}_n^* \left[\|L(x, Y_{i,n}^*, \hat{\vartheta}_n)\|^{2+\delta} \right] = \int \|L(x, y, \hat{\vartheta}_n)\|^{2+\delta} f(y | \hat{\vartheta}_n, x) \nu(dy),$$

regarded as a function of ϑ (evaluated at $\hat{\vartheta}_n$) is continuous for every x due to Lebesgue's DCT together with Assumption E3. As $\hat{\vartheta}_n \rightarrow \vartheta_0$ wp1, we can use Dikta and Scheer (2021, Corollary 5.67) to conclude that

$$\begin{aligned}
\frac{1}{n} \sum_{i=1}^n \mathbb{E}_n^* \left[\|L(X_i, Y_{i,n}^*, \hat{\vartheta}_n)\|^{2+\delta} \right] &= \frac{1}{n} \sum_{i=1}^n \int \|L(X_i, y, \hat{\vartheta}_n)\|^{2+\delta} f(y | \hat{\vartheta}_n, X_i) \nu(dy) \\
&\xrightarrow{n \rightarrow \infty} \int \int \|L(x, y, \vartheta_0)\|^{2+\delta} f(y | \vartheta_0, x) \nu(dy) H(dx),
\end{aligned}$$

which is bounded according to Assumption E3(ii). Therefore, the Lyapunov condition is fulfilled and we can follow that (A.3) holds and the fidis of the process $\tilde{\alpha}_n^*$ converge to a multivariate normal distribution.

Following Kosorok (2008, Theorem 7.17), the proof is complete if we can show that the process is asymptotically tight in $\ell^\infty(\bar{\mathbb{R}})$. As already mentioned, the asymptotic tightness of $\alpha_n^{(1*)}$ follows by Kosorok (2008, Lemma 7.12) from its convergence to a tight process. The proof of Dikta and Scheer (2021, Lemma 6.30) shows that $n^{-1/2} \sum_{i=1}^n L(X_i, Y_{i,n}^*, \hat{\vartheta}_n)$ converges to a zero mean multivariate normal distribution. This result together with Assumption M2(i) allows us to apply the same arguments to $\alpha_n^{(2*)}$ as used in Theorem 1 to verify the asymptotic tightness of $\alpha_n^{(2)}$. \square

Proof of Theorem 3. With F_1 denoting the true conditional distribution function underlying the sample $\{(X_i, Y_i)\}_{i=1}^n$, we can write

$$\begin{aligned}
\frac{1}{\sqrt{n}} \|\tilde{\alpha}_n\| &= \sup_{t \in \mathbb{R}} \left| \frac{1}{n} \sum_{i=1}^n I_{\{Y_i \leq t\}} - F(t|\hat{\vartheta}_n, X_i) \right| \\
&= \sup_{t \in \mathbb{R}} \left| \underbrace{\frac{1}{n} \sum_{i=1}^n I_{\{Y_i \leq t\}} - \mathbb{E}[F_1(t|X)]}_{T_{1,n}(t)} + \underbrace{\mathbb{E}[F_1(t|X) - F(t|\vartheta_1, X)]}_{T_2(t)} \right. \\
&\quad \left. + \underbrace{\mathbb{E}[F(t|\vartheta_1, X)] - \frac{1}{n} \sum_{i=1}^n F(t|\vartheta_1, X_i)}_{T_{3,n}(t)} \right. \\
&\quad \left. + \underbrace{\frac{1}{n} \sum_{i=1}^n F(t|\vartheta_1, X_i) - F(t|\hat{\vartheta}_n, X_i)}_{T_{4,n}(t)} \right|.
\end{aligned}$$

The classical Glivenko-Cantelli Theorem states that $\sup_{t \in \mathbb{R}} |T_{1,n}(t)| \rightarrow 0$ a.s. A similar result for $T_{3,n}$ can be proven using generalized empirical process theory and the fact that $\tilde{\mathcal{F}} = \{F(t|\vartheta_1, \cdot) \mid t \in \mathbb{R}\}$ is a Donsker class as illustrated in the proof of Theorem 1. Using a Taylor expansion and arguments along the line of the proof of Theorem 1, it can be shown that $\sup_{t \in \mathbb{R}} |T_{4,n}(t)|$ also converges to zero in pr. As a consequence, we can write

$$\frac{1}{\sqrt{n}} \|\tilde{\alpha}_n\| = \sup_{t \in \mathbb{R}} |T_2(t)| + o_{\mathbb{P}}(1).$$

By Assumption H1, there exists a $t \in \mathbb{R}$ such that $|T_2(t)| > 0$ and hence $\sup_{t \in \mathbb{R}} |T_2| > \frac{1}{k}$ for some $k \geq 1$. Since, by Theorem 2 and the Continuous Mapping Theorem, the bootstrap test statistic $\|\tilde{\alpha}_n^*\|$ converges in distribution to $\|\tilde{\alpha}_\infty\|$ (even under H_1), the sequence of bootstrap critical values c_n converges to a constant. It follows that (for sufficiently large n)

$$\mathbb{P}(\|\tilde{\alpha}_n\| > c_n) \geq \mathbb{P}\left(\frac{1}{\sqrt{n}} \|\tilde{\alpha}_n\| > \frac{1}{k}\right) = \mathbb{P}\left(\sup_{t \in \mathbb{R}} |T_2| + o_{\mathbb{P}}(1) > \frac{1}{k}\right) \xrightarrow{n \rightarrow \infty} 1.$$

□

References

- Andrews, D.W., 1997. A conditional kolmogorov test. *Econometrica: Journal of the Econometric Society*, 1097–1128.
- Bai, J., 2003. Testing parametric conditional distributions of dynamic models. *Review of Economics and Statistics* 85, 531–549.
- Bierens, H.J., Wang, L., 2012. Integrated conditional moment tests for parametric conditional distributions. *Econometric Theory* 28, 328–362.

- Billingsley, P., 1968. Convergence of probability measures. John Wiley & Sons Inc., New York.
- Cao, R., González-Manteiga, W., 2008. Goodness-of-fit tests for conditional models under censoring and truncation. *Journal of Econometrics* 143, 166–190.
- Delgado, M.A., Stute, W., 2008. Distribution-free specification tests of conditional models. *Journal of Econometrics* 143, 37–55.
- Dikta, G., Scheer, M., 2021. *Bootstrap Methods*. 1 ed., Springer International Publishing.
- Ducharme, G.R., Ferrigno, S., 2012. An omnibus test of goodness-of-fit for conditional distributions with applications to regression models. *Journal of Statistical Planning and Inference* 142, 2748–2761.
- Durbin, J., 1973. Weak convergence of the sample distribution function when parameters are estimated. *The Annals of Statistics* , 279–290.
- Fahrmeir, L., Kneib, T., Lang, S., Marx, B., Fahrmeir, L., Kneib, T., Lang, S., Marx, B., 2013. *Regression models*. Springer.
- Fan, Y., Li, Q., Min, I., 2006. A nonparametric bootstrap test of conditional distributions. *Econometric Theory* 22, 587–613.
- Fanaee-T, H., 2013. Bike Sharing. UCI Machine Learning Repository. doi:<https://doi.org/10.24432/C5W894>.
- Fox, J., Weisberg, S., 2018. *An R companion to applied regression*. Sage publications.
- Jennrich, R.I., 1969. Asymptotic properties of non-linear least squares estimators. *The Annals of Mathematical Statistics* 40, 633–643.
- Kneib, T., Silbersdorff, A., Säfken, B., 2023. Rage against the mean—a review of distributional regression approaches. *Econometrics and Statistics* 26, 99–123.
- Kosorok, M.R., 2008. *Introduction to empirical processes and semiparametric inference*. volume 61. Springer.
- Kremling, G., 2024. gofreg: Bootstrap-Based Goodness-of-Fit Tests for Parametric Regression. R package version 1.0.0. <https://CRAN.R-project.org/package=gofreg>.
- Maddala, G.S., 1983. *Limited-dependent and qualitative variables in econometrics*. Cambridge University Press.
- McCullagh, P., Nelder, J.A., 1983. *Generalized Linear Models*. London: Chapman and Hall.
- Nelder, J.A., Wedderburn, R.W., 1972. Generalized linear models. *Journal of the Royal Statistical Society: Series A (General)* 135, 370–384.
- Pardo-Fernández, J.C., Van Keilegom, I., González-Manteiga, W., 2007. Goodness-of-fit tests for parametric models in censored regression. *Canadian Journal of Statistics* 35, 249–264.
- Rodríguez-Campos, M.C., González-Manteiga, W., Cao, R., 1998. Testing the hypothesis of a generalized linear regression model using nonparametric regression estimation. *Journal of statistical planning and inference* 67, 99–122.
- Rothe, C., Wied, D., 2013. Misspecification testing in a class of conditional distributional models. *Journal of the American Statistical Association* 108, 314–324.
- Serfling, R.J., 2009. *Approximation theorems of mathematical statistics*. John Wiley & Sons.
- Stute, W., Zhu, L.X., 2002. Model checks for generalized linear models. *Scandinavian Journal of Statistics* 29, 535–545.
- Troster, V., Wied, D., 2021. A specification test for dynamic conditional distribution models with function-valued parameters. *Econometric Reviews* 40, 109–127.
- Veazie, P., Ye, Z., 2020. A simple goodness-of-fit test for continuous conditional distributions. *Ratio Mathematica* 39, 7–32.
- Zheng, J.X., 2000. A consistent test of conditional parametric distributions. *Econometric Theory* 16, 667–691.