

AfriHuBERT: A self-supervised speech representation model for African languages

Jesujoba O. Alabi^{1*}, Xuechen Liu², Dietrich Klakow¹, Junichi Yamagishi²

¹ Saarland University, Saarland Informatic Campus

² National Institute of Informatics, Japan

{jalabi, dietrich.klakow}@lsv.uni-saarland.de, {xuecliu, jyamagis}@nii.ac.jp

Abstract

In this work, we present AfriHuBERT, an extension of mHuBERT-147, a state-of-the-art (SOTA) and compact self-supervised learning (SSL) model, originally pretrained on 147 languages. While mHuBERT-147 was pretrained on 16 African languages, we expand this to cover 39 African languages through continued pretraining on 6,500+ hours of speech data aggregated from diverse sources, including 23 newly added languages. We evaluate AfriHuBERT on two key speech tasks: Language Identification (LID) and Automatic Speech Recognition (ASR) using FLEURS dataset. Our results show a +4% F1 score improvement on average for LID and a -1.2% average Word Error Rate (WER) reduction for ASR. Further analysis shows that ASR models trained on AfriHuBERT exhibit improved cross-corpus generalization. Additionally, the analysis indicates that the FLEURS have data quality limitations that may affect their suitability for evaluating low-resource African languages, suggesting the need for better evaluation benchmarks for these languages.

1 Introduction

Self-supervised learning (SSL) based speech representation models such as HuBERT (Hsu et al., 2021), XLSR (Babu et al., 2021), and WavLabLM (Chen et al., 2023) have become an important component in the development of various speech-related applications, such as automatic speech recognition (ASR) (Pascual et al., 2019; Chung et al., 2021), speech synthesis systems (Gong et al., 2023), and spoken language understanding (SLU) (Peng et al., 2023). These models, trained on vast amounts of unlabeled data, are designed to capture the nuances of different languages, enabling robust and accurate performance across diverse tasks. Existing SSL mod-

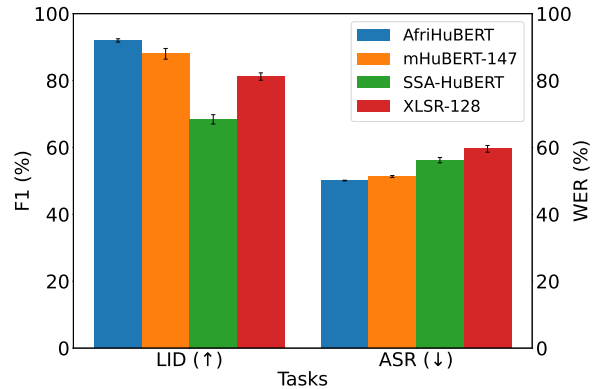


Figure 1: Performance comparison of our model (AfriHuBERT) and three baseline multilingual SSL models on LID (↑ better) and ASR (↓ better) tasks. Error bars represent standard deviations.

els can be categorized as either monolingual or multilingual. Most monolingual SSL models are trained exclusively on English (Baeovski et al., 2020; Hsu et al., 2021; Chen et al., 2022). However, a few multilingual SSL models, such as mHuBERT (Lee et al., 2021), XLSR (Babu et al., 2021), WavLabLM (Chen et al., 2023), and mHuBERT-147 (Boito et al., 2024), cover a few to hundreds of languages, including some African languages. Despite Africa’s rich linguistic diversity, African languages remain relatively underrepresented. This gap poses challenges for building robust speech-based applications on the African continent, where thousands of languages and dialects coexist.

To the best of our knowledge, mHuBERT-147 is the most recent state-of-the-art (SOTA) SSL model, covering 147 languages, including 15 African languages. It was designed with efficiency in mind, resulting in a compact model with 95M parameters. The model leverages methods that reduce both pre-processing and pseudo-labeling time required for HuBERT training. While mHuBERT-147 represents a significant advancement, its performance on African languages, though comprehensive in

* Work done while on internship at National Institute of Informatics, Japan

coverage, can still be optimized. This is particularly important given the unique phonetic and syntactic characteristics of these languages, which include features such as clicks (Brenzinger and Shah, 2023), implosive consonants (Maddieson, 1984), the use of tones (Hyman, 2003), and complex noun class systems and serial verb constructions (Baker, 1989; Aikhenvald, 2006)

Therefore, in this work, we extend mHuBERT-147 to African languages through continued pretraining on a carefully curated speech dataset for African languages to create **AfriHuBERT**. This includes 39 diverse African languages from sub-Saharan Africa and 4 other languages widely spoken in Africa which are Arabic, English, French, and Portuguese. The continued pretraining dataset was collected from diverse sources, ensures a more comprehensive representation of the phonetic and linguistic features inherent to the African context. Figure 4 shows a map of the African continent, along with the number of languages spoken in each country covered by AfriHuBERT.

In addition to creating AfriHuBERT, we also explored the potential of adapting HuBERT models trained on English through continued pretraining on African languages speech data. Our resulting models were evaluated across two downstream tasks: Language Identification (LID) and Automatic Speech Recognition (ASR) using the FLUERS dataset. The results demonstrated that our model significantly outperformed existing models in both tasks, underscoring the importance of tailored pretraining for speech representation in African languages.

This work contributes to the ongoing effort to develop more inclusive and effective speech technologies, ensuring that the diverse linguistic landscape of Africa is better represented in state-of-the-art models¹².

2 Background and Related Work

HuBERT which stands for Hidden Unit BERT, is a speech representation model that combines two key concepts: BERT’s (Devlin et al., 2019) masked token prediction-based pretraining and the use of noisy labels generated at the frame level, referred to as hidden units. Instead of directly predicting the raw audio signal, HuBERT predicts discrete la-

els that represent these hidden units. These labels are produced through k-means clustering, which is applied to audio features extracted either from MFCCs (Mel-frequency cepstral coefficients) or from HuBERT itself (Hsu et al., 2021).

The architecture of HuBERT includes a convolutional neural network (CNN) encoder that processes the raw audio input to extract initial features. These features are then fed into a transformer model, similar to BERT, which learns contextualized representations by predicting masked hidden units. HuBERT has achieved state-of-the-art performance in speech processing, being either competitive with or outperforming existing speech models across various tasks (Hsu et al., 2021).

Multilingual SSL models As the need for speech technology expands to cover diverse languages and regions, multilingual SSL have become essential. Unlike monolingual models trained on a single language (Baevski et al., 2020; Hsu et al., 2021; Chen et al., 2022), multilingual SSL models are trained on audio data from multiple languages, allowing them to generalize across various linguistic context (Lee et al., 2021; Babu et al., 2021; Duquenne et al., 2023; Chen et al., 2023; Boito et al., 2024). These models are particularly valuable for low-resource languages, enabling cross-lingual transfer where labeled data is limited.

Despite these advances, few SSL models have been developed specifically for African languages. For instance, (Doubouya et al., 2021) pretrained a Wav2Vec model on 142 hours of noisy radio speech from 10 languages spoken in Guinea, with the data being publicly released. Similarly, SSA-HuBERT (Caubrière and Gauthier, 2024) was trained on 60K hours of speech across 21 African languages and accents, though the data used in this project has not been made available. In this work, we aim to develop an African speech representation model by extending an existing multilingual SSL model. Our goal is to better serve underserved African languages using open-license data covering 39 African languages

3 Data and Pre-processing

3.1 Continued Pretraining Dataset

In this work, we aggregated 6,551 hours of speech data across 43 languages, including 39 African languages as well as Arabic, English, French, and Portuguese. We included these languages in our pretraining data to ensure the model retained its

¹Our code will be publicly available at: <https://github.com/nii-yamagishilab/AfriHuBERT>,

²and model will be publicly available at: <https://huggingface.co/ajesujoba/AfriHuBERT>,

Name	#Lang.	Dur. (h)	Domain	Type	License
BibleTTS (Meyer et al., 2022)	6	357.6	Religious	Read	CC BY-SA 4.0
Kallaama (Gauthier et al., 2024)	3	124.9	Agriculture	Spontaneous	CC BY-SA 4.0
MCV (Ardila et al., 2020)	3	1606.1	General	Read	CC-0
NaijaVoices	3	1873.9	General	Read	CC BY-NC-SA 4.0
NCHLT (Barnard et al., 2014; Badenhorst and De Wet, 2022)	10	1889.4	General	Read	CC BY 3.0
Nicolingua (Doumbouya et al., 2021)	10	142.4	News	Radio	CC BY-SA 4.0
VoxLingua107 (Valk and Alumäe, 2021)	13	886.4	General	Spontaneous	CC BY 4.0
Zambezi Voice (Sikasote et al., 2023)	5	176.0	General	Radio	CC BY-NC-ND 4.0

Table 1: Datasets used for training AfriHuBERT, the amount of languages covered, the total duration, the domain of the data, the speech type and licenses.

capabilities in them. The data were gathered from 8 major sources which include BibleTTS (Meyer et al., 2022), Kallaama (Gauthier et al., 2024), Mozilla Common Voice (MCV)³ (Ardila et al., 2020), NCHLT (Barnard et al., 2014; Badenhorst and De Wet, 2022), Nicolingua radio corpus (Doumbouya et al., 2021), NaijaVoices⁴, VoxLingua107 (Valk and Alumäe, 2021), and Zambezi voice (Sikasote et al., 2023). These data sources, their coverage, size, type, domain and licences are summarized in Table 1.

The largest data source in terms of duration is NCHLT, with 1,889 hours of speech covering 10 South African languages. The smallest source is Kallaama, a transcribed corpus for 3 Senegalese languages. VoxLingua107, which has the highest number of languages at 13, includes 9 African languages, with the remaining 4 being Arabic, English, French, and Portuguese. Similarly, Nicolingua, a speech corpus collected for unsupervised speech representation learning, covers 10 languages spoken in Guinea, including French; however, the distribution of these languages in the corpus is not known. Furthermore, the language with highest amount of data is Kinyarwanda with 1,417 hours of audio while Nyanja has the least with 11.2 hours. Table 7 shows more information about data, and their respective properties.

3.2 Evaluation Dataset

For downstream evaluation, we used the FLEURS dataset (Conneau et al., 2023), a dataset developed for evaluating speech representation models covering over 100 languages. This includes 20 Sub-

³version 17.0 hosted on Huggingface at https://huggingface.co/datasets/mozilla-foundation/common_voice_17_0/

⁴<https://naijavoices.com/>

Saharan African languages, 16 of which are included in the continued pretraining dataset. The 4 languages not included in our pretraining data are Kamba, Luo, Oromo, and Umbundu. We also include Arabic, English, French, and Portuguese given that they were included in the pretraining dataset. Furthermore, we also included the Kinyarwanda⁵ FLEURS data which is not part of FLEURS originally. FLEURS can be used for different kinds of downstream speech task, however, we chose to use it for both language identification (LID) and multilingual automatic speech recognition (ASR) when evaluating the different SSL models. Table 8 shows a summary of the FLEURS data used for downstream evaluation.

3.3 Languages and their characteristics

The 39 African languages covered in the pretraining dataset are spoken across Sub-Saharan Africa by an estimated 500 million people. These languages represent a variety of language families, such as Afro-Asiatic, Austronesian, Indo-European, Niger-Congo, and their respective branches, with the majority of the languages coming from the Niger-Congo family. All these languages use the Latin script except for Amharic, which uses the Ge’ez script. Table 7 provides more information about the languages, their language family, and the estimated number of speakers.

3.4 Data Preprocessing

We ensured all data were single-channel and downsampled them to 16 kHz. We removed audio segments longer than 30 seconds (480K frames) and merged short audio segments less than 1 second

⁵<https://huggingface.co/datasets/mbazaNLP/fleurs-kinyarwanda>

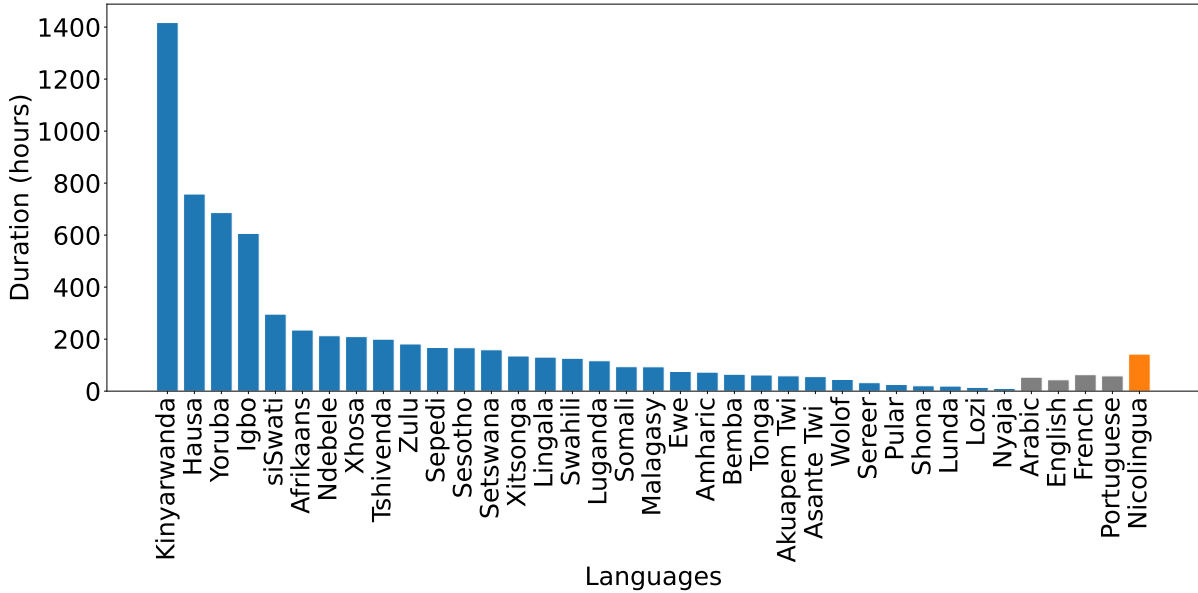


Figure 2: Language-wise distribution of the aggregated data after preprocessing. Blue bars represent African languages, gray bars represent non-African languages, and the orange bar represents the total duration of audio in Nicolingua. Nicolingua is a collection of speech data for 11 languages, including 10 from Guinea.

Models	# Lang.	African languages covered
HuBERT-Base/Large (95M/316M)	1	None
SSA-HuBERT (95M)	21	bam, dyu, ful , ffm, fuh, gux, hau , kin, ktu, lin , lua, mos, mwk, sag, son, swc, swh , taq, wol , dje
mHuBERT-147 (95M)	147	afr , amh , ewe, hau , ibo , kab, kin , lin , lug , sna , som , sot, swa , twi, xho , yor
AfriHuBERT 95M	44	afr , amh , bem, ewe, kpe, hau , ibo , kin , kss/kqs, mku, loz, lin , lug , lun, mlg, mev, nbl, nya, fuf, srr, nso , sot, tsn, sna , ssw, som , swa , tod, toi, twi, ven, wol , xho , tso, yor , zul
XLSR (316M)	128	afr , amh , hau , kab, kin , lin , lug , mlg, sna , som , yor , zul

Table 2: Language coverage and size for SSL models. Languages in **bold** have FLEURS data.

(16K frames) to be at least 10 seconds and at most 20 seconds. For Kallaama, we split the data into manageable segments using the transcription files provided by the authors⁶. In addition, the authors of mHuBERT-147 identified some noisy audio in VoxLingua107, hence using their manifest, we removed noisy data from the ones we collected. Figure 2 shows the distribution of the languages after preprocessing. Similarly, for FLEURS, we followed the same conversion and processing steps.

⁶<https://github.com/gauthelo/kallaama-speech-dataset>

4 AfriHuBERT: Setup and Training

In this work we focused on extending mHuBERT-147 to 39 African languages via continued pretraining. In the literature, it is referred to as multilingual adaptive finetuning (MAFT) and it has been successfully used for multilingual text models (Tang et al., 2020; Alabi et al., 2022). Given the demonstrated strong capabilities of mHuBERT-147, we employed a one-iteration adaptation strategy (Xu et al., 2024) to adapt the SSL model to these languages. For this task, we trained a K-means model to generate pseudo-labels for the language frames, using representations from the 9th layer of mHuBERT-147, with the Faiss-based clustering approach (Douze et al., 2024) as used in mHuBERT-147. In addition, we also extended HuBERT-Base to African languages using the same setup as AfriHuBERT and it is referred to as HuBERT-Base+MAFT.

Data upsampling: Given the imbalance in the pretraining data, we upsampled our data using temperature sampling with a multinomial distribution:

$$q_i = \frac{p_i^\alpha}{\sum_{j=1}^D p_j^\alpha} \quad \text{where} \quad p_i = \frac{d_i}{\sum_{j=1}^D d_j}$$

where d is each language duration, D is the total duration of all the languages, p is the probability of the language, and α is a temperature parame-

Models	afr	amh	ara	eng	fra	ful	hau	ibo	kam	kin	lin	lug	luo
AfriHuBERT	97.9 \pm 2.6	95.8 \pm 1.6	99.7 \pm 0.3	99.8 \pm 0.1	99.9 \pm 0.0	63.2 \pm 2.2	93.3 \pm 2.6	99.1 \pm 0.3	95.8 \pm 1.0	99.4 \pm 0.1	89.7 \pm 1.3	98.0 \pm 0.7	90.1 \pm 5.0
SSA-HuBERT	71.6 \pm 3.9	47.9 \pm 19.1	82.0 \pm 3.2	82.2 \pm 1.3	92.7 \pm 1.8	59.6 \pm 3.6	87.1 \pm 1.4	73.4 \pm 2.1	67.0 \pm 3.8	87.2 \pm 0.9	65.9 \pm 4.8	68.4 \pm 5.7	49.2 \pm 3.0
mHuBERT-147	97.9 \pm 2.0	93.0 \pm 2.9	99.0 \pm 0.6	99.7 \pm 0.1	100.0 \pm 0.0	45.6 \pm 7.1	90.5 \pm 1.2	89.8 \pm 2.2	85.7 \pm 3.3	98.3 \pm 0.6	91.3 \pm 1.4	98.2 \pm 0.5	92.0 \pm 2.8
XLSR-128	89.1 \pm 4.3	90.1 \pm 4.0	94.5 \pm 2.5	92.4 \pm 1.5	97.3 \pm 0.9	40.8 \pm 4.1	68.2 \pm 2.8	85.2 \pm 3.5	71.6 \pm 4.4	88.6 \pm 2.1	83.6 \pm 5.7	84.5 \pm 6.0	66.1 \pm 5.4
HuBERT-Base	96.6 \pm 2.3	90.1 \pm 2.0	92.7 \pm 3.4	99.7 \pm 0.0	94.9 \pm 2.3	36.2 \pm 1.9	76.5 \pm 0.3	82.8 \pm 0.6	86.1 \pm 0.6	87.1 \pm 0.4	64.4 \pm 8.0	93.6 \pm 1.6	67.0 \pm 5.2
HuBERT-Large	97.4 \pm 0.5	94.7 \pm 2.2	99.5 \pm 0.1	99.7 \pm 0.1	99.9 \pm 0.2	35.4 \pm 0.6	83.4 \pm 1.6	91.3 \pm 1.4	91.7 \pm 1.8	91.8 \pm 0.7	94.9 \pm 0.4	95.3 \pm 0.4	86.2 \pm 2.0
HuBERT-Base+MAFT	98.4 \pm 0.5	92.7 \pm 2.1	99.5 \pm 0.1	99.2 \pm 0.2	100.0 \pm 0.0	63.7 \pm 3.6	95.2 \pm 1.9	98.8 \pm 0.6	93.3 \pm 3.0	99.0 \pm 0.5	93.3 \pm 1.8	92.5 \pm 1.5	85.5 \pm 1.8
Models	nso	nya	orm	por	sna	som	swh	umb	wol	xho	yor	zul	AVG
AfriHuBERT	99.1 \pm 0.7	93.1 \pm 2.1	59.6 \pm 2.2	99.3 \pm 0.7	96.5 \pm 1.4	99.2 \pm 0.0	98.0 \pm 0.7	89.0 \pm 0.3	86.5 \pm 4.9	86.0 \pm 5.0	99.4 \pm 0.2	70.8 \pm 12.0	92.0 \pm 0.5
SSA-HuBERT	71.8 \pm 4.3	47.9 \pm 3.4	42.3 \pm 3.3	87.3 \pm 2.5	76.0 \pm 3.9	59.2 \pm 3.7	74.4 \pm 4.3	80.5 \pm 2.8	50.4 \pm 2.8	86.8 \pm 1.7	66.3 \pm 2.3	32.9 \pm 11.5	68.4 \pm 1.4
mHuBERT-147	93.4 \pm 2.1	95.5 \pm 0.3	42.5 \pm 10.1	99.7 \pm 0.3	98.0 \pm 0.8	90.4 \pm 5.1	98.7 \pm 0.6	89.1 \pm 0.5	79.1 \pm 5.3	81.7 \pm 3.7	88.6 \pm 3.4	61.3 \pm 9.0	88.0 \pm 1.6
XLSR-128	80.4 \pm 3.2	83.8 \pm 3.7	52.2 \pm 6.4	96.9 \pm 0.7	88.9 \pm 3.3	84.9 \pm 2.2	83.2 \pm 2.5	88.0 \pm 0.7	69.4 \pm 5.9	95.6 \pm 2.1	85.8 \pm 5.7	68.9 \pm 0.3	81.2 \pm 1.1
HuBERT-Base	77.1 \pm 7.1	86.3 \pm 2.6	38.8 \pm 3.0	92.7 \pm 2.7	71.5 \pm 8.1	89.5 \pm 1.5	95.9 \pm 1.3	85.3 \pm 1.6	78.1 \pm 0.9	78.7 \pm 3.8	73.6 \pm 3.6	45.7 \pm 7.7	79.2 \pm 1.2
HuBERT-Large	92.6 \pm 0.9	86.9 \pm 1.7	83.8 \pm 1.0	99.3 \pm 0.1	85.4 \pm 2.7	89.4 \pm 1.6	98.0 \pm 0.7	87.9 \pm 0.7	80.7 \pm 2.3	88.8 \pm 1.7	91.4 \pm 1.2	78.3 \pm 3.8	88.9 \pm 0.3
HuBERT-Base+MAFT	98.9 \pm 0.4	88.9 \pm 2.7	49.0 \pm 7.7	99.7 \pm 0.1	92.0 \pm 4.4	96.9 \pm 1.7	97.1 \pm 1.7	87.6 \pm 0.3	91.8 \pm 2.4	80.1 \pm 0.6	98.1 \pm 1.6	58.3 \pm 2.4	90.0 \pm 0.7

Table 3: Average in-language F1 [%] score over 3 runs for the LID task. **Bold** marks the top score per language.

ter which we set at 0.8⁷. We excluded the 4 non-indigenous African languages from the data up-sampling. They were excluded to create an Africa-centric model that does not rely heavily on these languages. Additionally, we did not upsample English, as our manual inspection (see Section 9) revealed that English is often code-mixed with other languages, particularly in the VoxLingua-147 and Zambezi dataset. Thus, 43.6-hour duration represents the lower bound for the English utterances available in our data. Additionally, we excluded Nicolingua due to the inability to separate the audio data in Nicolingua into the respective languages. Before up-sampling, we selected 1 hour of audio per language as a validation set and we used the original Nicolingua’s validation split.

Pre-training setting: We used Faiss-based clustering on 20% of the non-upsampled data per language, as loading the entire dataset into memory was not feasible. The SSL models were trained for 3 epochs on upsampled data using the HuBERT implementation in Fairseq (Ott et al., 2019), with audio clips of 1 – 30 seconds. We set the max tokens to 128K, with a batch size and update frequency of 64. The final model was selected based on the checkpoint with the lowest validation loss. All experiments were conducted using single NVIDIA HP100 GPU.

5 Supervised Finetuning Setup

Models: In addition to AfriHuBERT and HuBERT-Base+MAFT, we finetuned several existing SSL models, including both English and multilingual versions for LID and multilingual ASR tasks. The English models we used are HuBERT-Base and HuBERT-Large, which have 95M and 316M parameters, respectively. These models were

pre-trained on 960 hours (HuBERT-Base) and 60K hours (HuBERT-Large) of the Librispeech (Panayotov et al., 2015) and Libri-Light (Kahn et al., 2020) datasets. Additionally, we included a few multilingual SSL models, such as SSA-HuBERT pretrained on 20 African languages, mHuBERT-147 (95M) and XLSR-128 (316M). Table 2 highlights these models, the number of languages covered and the list of African languages covered. All these models were finetuned using the SpeechBrain (Ravanelli et al., 2021, 2024) toolkit.

LID: All the models were fine-tuned for language identification (LID) on 25 languages, including 21 African languages. The SSL models were fully fine-tuned using an attentive static pooling layer followed by a feed-forward layer with a softmax activation on top. The models were trained for 10 epochs using 3 random seeds. The best checkpoint for each seed was evaluated and we report the average in-language F1 score, and the average F1 score across all the languages. Since Afrikaans has the least number of data points (1032) in FLEURS (See Table 8), we fix the imbalance by restricting each language to 1030 data points by sampling uniformly from the training split.

Multilingual ASR: Similar to LID, we finetuned each model jointly for ASR on all the languages at once. The SSL models were fully fine-tuned using connectionist temporal classification (CTC) loss without an external language model. The model used character vocabulary of size 432 trained using SentencePiece (Kudo and Richardson, 2018), and this same was used for all the ASR experiments. The models were trained for 30 epochs using 3 random seeds. The best checkpoint for each seed and reported the average in-language WER score, as well as the average WER across all the languages. Similarly, to ensure balanced data during the train-

⁷This was selected because it is computationally expensive to test all possible values of α .

Models	afr	amh	ara	eng	fra	ful	hau	ibo	kam	kin	lin	lug	luo
AfriHuBERT	40.0±0.4	51.9±0.4	43.7±1.0	39.5±0.4	56.7±0.4	62.7±0.4	39.5±0.2	55.8±0.8	58.9±0.7	57.5±0.5	27.1±0.4	53.9±0.2	38.8±0.7
SSA-HuBERT	59.6±0.6	70.6±4.4	66.6±13.1	65.8±0.5	54.4±0.3	64.0±0.6	34.8±0.1	62.6±0.4	59.7±1.0	56.9±0.4	27.3±0.3	56.2±0.4	40.2±0.8
mHuBERT-147	41.6±0.7	53.5±0.7	43.5±0.6	34.8±0.2	53.7±0.2	63.2±0.9	43.6±0.1	60.2±0.4	57.9±0.5	61.9±0.4	28.0±0.4	54.8±0.6	37.7±0.1
XLSR-128	40.2±1.6	100.5±0.6	100.4±0.2	37.5±4.0	47.5±5.7	66.8±0.5	49.9±1.8	71.9±0.4	61.4±1.3	70.5±1.3	30.9±0.5	62.0±0.8	44.8±1.8
HuBERT-Base	53.4±1.2	76.3±4.5	54.5±0.6	35.2±0.6	70.3±0.6	65.7±0.4	54.3±0.8	66.2±0.7	64.8±0.5	75.7±0.3	37.5±0.2	61.8±0.5	42.8±0.9
HuBERT-Large	49.7±0.8	100.8±0.0	100.4±0.2	25.1±0.4	64.1±0.1	64.1±0.2	51.2±0.0	64.5±0.4	64.4±0.5	75.8±0.1	35.9±0.4	62.3±0.6	40.6±0.5
HuBERT-Base+MAFT	48.5±0.4	57.6±1.7	48.8±0.8	46.3±0.4	69.5±0.5	64.5±0.3	43.9±0.3	57.6±0.1	62.1±0.5	61.4±0.4	31.7±0.3	57.2±0.4	40.3±0.2
Models	nso	nya	orm	por	sna	som	swh	umb	wol	xho	yor	zul	AVG
AfriHuBERT	40.1±0.1	53.2±0.1	78.2±1.1	41.1±0.4	30.5±0.4	43.0±0.1	61.9±0.5	61.4±1.0	53.2±0.5	50.2±0.2	66.7±0.4	46.3±0.0	50.1±0.1
SSA-HuBERT	47.2±0.4	56.0±0.1	80.3±0.9	55.5±0.3	25.1±0.2	48.7±0.4	69.7±0.3	62.7±0.2	56.3±0.4	58.6±0.3	70.8±0.8	54.1±0.4	56.2±0.8
mHuBERT-147	44.8±0.4	56.2±0.3	75.8±0.9	38.3±0.2	32.7±0.2	45.1±0.1	63.1±0.5	61.5±0.5	55.7±0.9	54.1±0.5	69.2±0.7	52.1±0.4	51.3±0.3
XLSR-128	49.3±1.9	62.6±1.8	81.7±1.8	30.5±0.1	37.1±1.2	51.5±2.4	70.8±1.5	63.0±0.1	61.4±1.2	59.6±3.2	82.3±3.8	57.1±0.6	59.6±1.0
HuBERT-Base	51.5±0.4	64.1±0.4	81.2±1.0	56.3±0.7	43.2±0.2	53.9±0.7	73.7±0.4	66.8±0.3	59.9±0.6	61.0±0.5	74.6±0.2	57.6±0.1	60.1±0.4
HuBERT-Large	49.3±0.6	63.0±0.5	82.5±1.5	50.1±0.6	40.5±0.2	52.2±0.6	70.5±0.2	65.3±0.3	57.7±0.4	57.5±0.1	78.1±1.0	56.4±0.9	60.9±0.3
HuBERT-Base+MAFT	43.0±0.4	58.4±1.2	80.0±0.2	55.4±0.9	37.0±0.3	47.2±0.6	66.6±0.2	64.7±0.4	57.6±0.7	54.1±0.1	66.6±0.5	48.7±0.2	54.7±0.2

Table 4: Word error rate (WER) [%] over 3 runs of ASR on FLEURS data (3 hours per language). The corresponding character error rate (CER) [%] results are provided in table 9.

ing, we uniformly sampled 3 hours data points from the training split per language and combined them for all the 25 languages. Appendix B highlights other training details such as data augmentation.

6 Result

Tables 3 and 4 highlights the results from finetuning the different SSL models on LID and multilingual ASR tasks. Table 3 has the average in-language F1 scores over 3 runs, and an average across the languages, while Table 4 has the each language’s WER with the corresponding CER which agree with the WER results in the Table 9. Below are the summary.

mHuBERT-147 is a strong multilingual SSL baseline: The results from both downstream tasks show that mHuBERT-147 outperforms all other SSL models of the same size. For LID, most languages achieved an F1 score of 90% or higher, except for those with low or no coverage during pretraining, including Fula, Oromo, Wolof, and Zulu, which had respective F1 scores below 80%. Additionally, Igbo, Kamba, Umbundu, and Yoruba had F1 scores slightly below 90%. Notably, Igbo had less than 1 hour in mHuBERT-147 pretraining, Kamba and Umbundu were not included in pretraining, and Yoruba had just over 80 hours of speech data.

Similarly on ASR, on average mHuBERT-147 obtains a WER 51.3% which is lower when compared to all other SSL models of the same size. Lingala is the language with the least WER (28.0%), while other languages have values between that and 60%, except for 6 other languages (orm, yor, swh, umb, ibo, and kin), and they are a mix of languages less seen languages during pretraining (yor, swh, ibo, kin) and languages not seen at all (orm, umb).

Continued pretraining of mHuBERT-147 led to improved performance on African languages:

The results show that, on average, AfriHuBERT outperforms all other SSL models across both tasks. For LID, AfriHuBERT achieved an average F1 score of 92. When compared to the base model (mHuBERT-147), AfriHuBERT outperforms mHuBERT-147 on all the new languages that were not seen during mHuBERT-147’s pretraining, except for Nyanja, which had the least data during adaptation. Additionally, languages with new data, such as Igbo, Hausa, Yoruba, and Zulu, also showed improvement.

Furthermore, AfriHuBERT achieved an average WER of 50.1 across the languages, representing a -1.2 reduction over mHuBERT-147 for ASR. With the exception of Arabic, English, French, Portuguese, and the four African languages not seen during adaptation, where both models performed comparably on average, AfriHuBERT outperforms mHuBERT-147 on all other evaluated African languages. When Arabic, English, French, and Portuguese are excluded from the computation, the average WER difference decreases to -2.0 , with AfriHuBERT and mHuBERT-147 recording 51.0 and 53.0, respectively.

Although SSA-HuBERT was not competitive on average in the LID task, it achieved strong ASR performance with a WER of 56.2%, outperforming all other models, including AfriHuBERT, on Hausa (34.8%), Kinyarwanda (56.9%), and Shona (25.1%). SSA-HuBERT benefited from pretraining on large datasets for both Hausa and Kinyarwanda. In contrast, XLSR-128 averaged 81.2% F1 for LID and 59.6% WER for ASR, with the best performance on Shona and Portuguese.

English-only models are weak in picking up new languages HuBERT-Base and HuBERT-Large al-

Models	afr	amh	hau	ibo	kin	lug	orm	swh	yor	AVG
AfriHuBERT	51.7 \pm 1.3	80.5 \pm 0.4	54.2 \pm 0.5	58.9 \pm 2.9	68.9 \pm 0.3	67.7 \pm 0.2	104.1 \pm 0.1	56.9 \pm 0.5	82.8 \pm 0.8	69.5 \pm 0.5
mHuBERT-147	55.7 \pm 1.5	86.0 \pm 1.9	61.4 \pm 0.8	60.6 \pm 9.5	71.6 \pm 0.7	73.1 \pm 0.5	104.8 \pm 0.4	60.7 \pm 0.6	86.6 \pm 0.9	73.4 \pm 1.1

Table 6: WER [%] for the cross-corpus generalization of ASR models on MCV test sets. Inference is done for the 3 seeds and the WER is averaged. The corresponding CER [%] results are provided in table 11.

Evaluating AfriHuBERT on low-resource ASR

Given the results on multilingual ASR, where AfriHuBERT outperformed other models, including mHuBERT-147, and considering that African languages are genuinely low-resource, we chose to compare their performance in synthetically low-resource scenarios. Using the same recipe and setting described in Section 4, we finetuned the two SSLs for multilingual ASR models on a combination 10 minutes and 30 minutes of speech data per language. The results are presented in Table 6.

The results again show that, on average, AfriHuBERT outperformed mHuBERT-147. For the 10-minute setting, AfriHuBERT achieved a WER of 69.1%, while mHuBERT-147 had 71.1%. For the 30-minute setting, the WERs were 61.1% and 63.5%, respectively, indicating gains of +2.0% and +2.4% in WER for the 10- and 30-minute settings. Similar patterns were observed for CER. However, the WERs were mostly over 60% for most languages, with a few exceptions.

Cross-corpus ASR generalization of AfriHuBERT

Going further, we evaluate the ASR models trained on 3 hours audio data per language on another existing ASR corpora to evaluate their cross-corpus generalization. For this we used the MCV⁸ test split which covers 9 of the 21 African languages they were originally trained on. The WER result is presented in Table 6. The results show that AfriHuBERT, on average, generalizes better out-of-domain and outperforms mHuBERT-147 with WERs of 69.5% and 73.4%, respectively. Specifically, AfriHuBERT achieved a WER of less than 60 in four languages (Afrikaans, Hausa, Igbo, Swahili) and slightly less than 70% WER for languages Kinyarwanda and Luganda. In contrast, languages Amharic and Yoruba, which have special characteristics (with Amharic using a non-Latin script and Yoruba using a Latin script with diacritics), had WERs of 80.5% and 82.8%, respectively. Oromo, a low-resource language which was not seen during pretraining, also had a higher WER. The CER results also align with these findings. Hence, there is a need to develop other SSL models

with broader coverage to achieve better generalization for African languages.

Error Analysis of the ASR output

Given the results from the ASR systems, we choose to analyse the output of the created systems especially looking at the outputs of the ASR systems trained on 3hours of speech per language with AfriHuBERT and mHuBERT-147. Using Yoruba⁹ as a case study, we observed data quality issues which we hypothesise is error propagation from FLORES-101 (Goyal et al., 2022) dataset which is the source for FLEURS data. A manual inspection of the Yoruba transcriptions shows that they did not follow the standard Yoruba orthography with instances without diacritics, or a mixture of diacritics and no diacritics. For example:

- Groundtruth Transcription:** won se ikede naa leyin ti trumpi ba aare toki resepe tayipi edogani lori ago
When diacritized: wọn ẹ̀kẹ́de náà lẹ́yìn tí trumǹpí bá ààrẹ̀ tókì resepe tayípi edogani lórí ago
Translation: they made the announcement after trump had president toki resepe tayipi edogani on a phone call
AfriHuBERT: wón se ikéde náà lẹ̀yìn tí tromp b arẹ̀ toki recept tayipà èdògáni lórí ago
mHuBERT-147: wón se ikéde ná lẹ̀yìn tí trompí bí arẹ̀ tokì recept tayípi edògáni lórí ago
- Groundtruth Transcription** enikeni tó bá ma wakò sàré tàbí gun orí òkè níláti ro yinyin tàbí òtútù
When diacritized eníkèní tó bá máa wakò sàré tàbí gun orí òkè níláti ro yinyin tàbí òtútù
Translation anyone who speeds while driving or climbs a mountain must consider snow and cold weather
AfriHuBERT enikeni tó bá máa tàbí gun oré òkè ní láti oro yinyin tàbí òtútù
mHuBERT-147 enikeni túbamawa kọsarì tàbí gu-ore oke ni láti ro yiyin tàbí otutu

The examples above shows that Yoruba transcriptions that did not follow Yoruba orthography. Example 1 has completely non-diacritized text as the ground truth, while 2 shows partially diacritized groundtruth transcription. The output from both models is also only partially diacritized. We believe that these inconsistencies, especially in the FLEURS training data, contribute to the high WER

⁸version 17.0

⁹Yoruba is a language native to the Yoruba people of Nigeria.

score for Yoruba ASR models. Besides diacritics, we observed that the models struggled to transcribe named entities, as highlighted in the examples above. This issue was also seen across languages, as shown in the Hausa example below.

- (3) **Groundtruth Transcription** `aerosmith sun soke sauran kade-kade a yawon shakatawansu`
Translation `aerosmith have canceled the rest of their tour`
AfriHuBERT `el-smith sun soke sauran kade kadi a yawon shakatawan su`
mHuBERT-147 `ere smith sun soke sauran kadyakade a yawon shakatawan su`

We leave it for future work to further audit the FLEURS transcriptions and correct these errors, similar to FLEURS-R (Ma et al., 2024), which focused on restoring the quality of the audio.

8 Conclusion

In this work, we created AfriHuBERT by extending mHuBERT-147 to African languages via continue pretraining on speech data aggregated from some different sources for 39 Sub-Saharan African languages and 4 other languages that are widely spoken in Africa. We evaluated both mHuBERT-147 and AfriHuBERT together with some other multilingual and English based SSL models on both LID and ASR tasks, and our results show that mHuBERT-147 is a strong multilingual SSL model. However, AfriHuBERT which is an extension of mHuBERT-147 on average outperforms other SSL models for both tasks.

9 Limitation

Data Audit of the continue pretraining data

We could not audit all the datasets aggregated, and it is likely that they contain noise as found in VoxLingua107 by (Boito et al., 2024). For instance, some of the Yoruba samples in the VoxLingua107 dataset that we reviewed were not exclusively in Yoruba; some contained both English and Yoruba speech. For example, there were sermons where a message in Yoruba was followed by an English translation or interpretation and vice versa. Another limitation is that the Nicolingua corpus does not provide language statistics for its pretraining data, so the distribution of the 10 languages in this dataset is unknown. Our hypothesis is that it contains more French data. Lastly, for the NaijaVoices dataset, we used a snapshot from June 28, 2024, which represents only a subset of the full dataset.

Evaluation of SSL models Our experiments to evaluate the SSL models were primarily based on FLEURS. However, our manual inspection of this data revealed some quality issues, especially for languages like Yoruba that use diacritics.

One-iteration adaptation strategy In this work, we used the representation of mHuBERT-147 at Layer 9 for the Faiss-based clustering. Due to limited computing resources, we could not evaluate the effects of other layers, such as Layers 10 and 11.

Computational Efficiency and Scaling This paper does not address the computational cost of training AfriHuBERT compared to mHuBERT-147 or other models.

10 Acknowledgments

We thank Badr M. Abdullah, Siyang Wang, Wanying Ge, David Adelani, and Aravind Krishnan for their helpful feedback.

References

- Alexandra Y Aikhenvald. 2006. Serial verb constructions in typological perspective. *Serial verb constructions: A cross-linguistic typology*, pages 1–68.
- Jesujoba O. Alabi, David Ifeoluwa Adelani, Marius Mosbach, and Dietrich Klakow. 2022. [Adapting pre-trained language models to African languages via multilingual adaptive fine-tuning](#). In *Proceedings of the 29th International Conference on Computational Linguistics*, pages 4336–4349, Gyeongju, Republic of Korea. International Committee on Computational Linguistics.
- Rosana Ardila, Megan Branson, Kelly Davis, Michael Kohler, Josh Meyer, Michael Henretty, Reuben Morais, Lindsay Saunders, Francis Tyers, and Gregor Weber. 2020. [Common voice: A massively-multilingual speech corpus](#). In *Proceedings of the Twelfth Language Resources and Evaluation Conference*, pages 4218–4222, Marseille, France. European Language Resources Association.
- Arun Babu, Changan Wang, Andros Tjandra, Kushal Lakhotia, Qiantong Xu, Naman Goyal, Kritika Singh, Patrick von Platen, Yatharth Saraf, Juan Pino, Alexei Baevski, Alexis Conneau, and Michael Auli. 2021. Xls-r: Self-supervised cross-lingual speech representation learning at scale. *arXiv*, abs/2111.09296.
- Jaco Badenhorst and Febe De Wet. 2022. Nchlt auxiliary speech data for asr technology development in south africa. *Data in Brief*, 41:107860.
- Alexei Baevski, Yuhao Zhou, Abdelrahman Mohamed, and Michael Auli. 2020. wav2vec 2.0: A framework

- for self-supervised learning of speech representations. *Advances in neural information processing systems*, 33:12449–12460.
- Mark C. Baker. 1989. [Object sharing and projection in serial verb constructions](#). *Linguistic Inquiry*, 20(4):513–553.
- Etienne Barnard, Marelise H Davel, Charl van Heerden, Febe De Wet, and Jaco Badenhorst. 2014. The nchlt speech corpus of the south african languages. In *Workshop Spoken Language Technologies for Under-resourced Languages (SLTU)*. Workshop Spoken Language Technologies for Under-resourced Languages (SLTU).
- Marcely Zanon Boito, Vivek Iyer, Nikolaos Lagos, Laurent Besacier, and Ioan Calapodescu. 2024. mHuBERT-147: A Compact Multilingual HuBERT Model. In *Interspeech 2024*.
- Matthias Brenzinger and Sheena Shah. 2023. [A typology of the use of clicks](#). *Stellenbosch Papers in Linguistics Plus*, 67(1):59–77.
- Antoine Caubrière and Elodie Gauthier. 2024. [Africa-centric self-supervised pretraining for multilingual speech representation in a sub-saharan context](#). In *5th Workshop on African Natural Language Processing*.
- Sanyuan Chen, Chengyi Wang, Zhengyang Chen, Yu Wu, Shujie Liu, Zhuo Chen, Jinyu Li, Naoyuki Kanda, Takuya Yoshioka, Xiong Xiao, et al. 2022. Wavlm: Large-scale self-supervised pre-training for full stack speech processing. *IEEE Journal of Selected Topics in Signal Processing*, 16(6):1505–1518.
- William Chen, Jiatong Shi, Brian Yan, Dan Berrebbi, Wangyou Zhang, Yifan Peng, Xuankai Chang, Soumi Maiti, and Shinji Watanabe. 2023. Joint prediction and denoising for large-scale multilingual self-supervised learning. In *2023 IEEE Automatic Speech Recognition and Understanding Workshop (ASRU)*, pages 1–8. IEEE.
- Yu-An Chung, Yu Zhang, Wei Han, Chung-Cheng Chiu, James Qin, Ruoming Pang, and Yonghui Wu. 2021. W2v-bert: Combining contrastive learning and masked language modeling for self-supervised speech pre-training. In *2021 IEEE Automatic Speech Recognition and Understanding Workshop (ASRU)*, pages 244–250. IEEE.
- Alexis Conneau, Min Ma, Simran Khanuja, Yu Zhang, Vera Axelrod, Siddharth Dalmia, Jason Riesa, Clara Rivera, and Ankur Bapna. 2023. Fleurs: Few-shot learning evaluation of universal representations of speech. In *2022 IEEE Spoken Language Technology Workshop (SLT)*, pages 798–805. IEEE.
- Jacob Devlin, Ming-Wei Chang, Kenton Lee, and Kristina Toutanova. 2019. [BERT: Pre-training of deep bidirectional transformers for language understanding](#). In *Proceedings of the 2019 Conference of the North American Chapter of the Association for Computational Linguistics: Human Language Technologies, Volume 1 (Long and Short Papers)*, pages 4171–4186, Minneapolis, Minnesota. Association for Computational Linguistics.
- Moussa Doumbouya, Lisa Einstein, and Chris Piech. 2021. Using radio archives for low-resource speech recognition: Towards an intelligent virtual assistant for illiterate users. In *Proceedings of the AAAI Conference on Artificial Intelligence*, volume 35.
- Matthijs Douze, Alexandr Guzhva, Chengqi Deng, Jeff Johnson, Gergely Szilvasy, Pierre-Emmanuel Mazaré, Maria Lomeli, Lucas Hosseini, and Hervé Jégou. 2024. [The faiss library](#). *Preprint*, arXiv:2401.08281.
- Paul-Ambroise Duquenne, Hongyu Gong, Ning Dong, Jingfei Du, Ann Lee, Vedanuj Goswami, Changhan Wang, Juan Pino, Benoît Sagot, and Holger Schwenk. 2023. [SpeechMatrix: A large-scale mined corpus of multilingual speech-to-speech translations](#). In *Proceedings of the 61st Annual Meeting of the Association for Computational Linguistics (Volume 1: Long Papers)*, pages 16251–16269, Toronto, Canada. Association for Computational Linguistics.
- Elodie Gauthier, Aminata Ndiaye, and Abdoulaye Guissé. 2024. Kallaama: A transcribed speech dataset about agriculture in the three most widely spoken languages in senegal. In *Proceedings of the Fifth workshop on Resources for African Indigenous Languages (RAIL 2024)*.
- Cheng Gong, Xin Wang, Erica Cooper, Dan Wells, Longbiao Wang, Jianwu Dang, Korin Richmond, and Junichi Yamagishi. 2023. Zmm-tts: Zero-shot multilingual and multispeaker speech synthesis conditioned on self-supervised discrete speech representations. *arXiv preprint arXiv:2312.14398*.
- Naman Goyal, Cynthia Gao, Vishrav Chaudhary, Peng-Jen Chen, Guillaume Wenzek, Da Ju, Sanjana Krishnan, Marc’Aurelio Ranzato, Francisco Guzmán, and Angela Fan. 2022. [The Flores-101 evaluation benchmark for low-resource and multilingual machine translation](#). *Transactions of the Association for Computational Linguistics*, 10:522–538.
- Wei-Ning Hsu, Benjamin Bolte, Yao-Hung Hubert Tsai, Kushal Lakhotia, Ruslan Salakhutdinov, and Abdelrahman Mohamed. 2021. Hubert: Self-supervised speech representation learning by masked prediction of hidden units. *IEEE/ACM transactions on audio, speech, and language processing*, 29:3451–3460.
- Larry M Hyman. 2003. African languages and phonological theory. *Glott International*, 7(6):153–163.
- J. Kahn, M. Rivière, W. Zheng, E. Kharitonov, Q. Xu, P. E. Mazaré, J. Karadayi, V. Liptchinsky, R. Collobert, C. Fuegen, T. Likhomanenko, G. Synnaeve, A. Joulin, A. Mohamed, and E. Dupoux. 2020. Libri-light: A benchmark for asr with limited or no supervision. In *ICASSP 2020 - 2020 IEEE International Conference on Acoustics, Speech and Signal Processing (ICASSP)*, pages 7669–7673. <https://github.com/facebookresearch/libri-light>.

- Tom Ko, Vijayaditya Peddinti, Daniel Povey, Michael L Seltzer, and Sanjeev Khudanpur. 2017. A study on data augmentation of reverberant speech for robust speech recognition. In *2017 IEEE international conference on acoustics, speech and signal processing (ICASSP)*, pages 5220–5224. IEEE.
- Taku Kudo and John Richardson. 2018. [SentencePiece: A simple and language independent subword tokenizer and detokenizer for neural text processing](#). In *Proceedings of the 2018 Conference on Empirical Methods in Natural Language Processing: System Demonstrations*, pages 66–71, Brussels, Belgium. Association for Computational Linguistics.
- Ann Lee, Hongyu Gong, Paul-Ambroise Duquenne, Holger Schwenk, Peng-Jen Chen, Changhan Wang, Sravya Popuri, Yossi Adi, Juan Pino, Jiatao Gu, et al. 2021. Textless speech-to-speech translation on real data. *arXiv preprint arXiv:2112.08352*.
- Min Ma, Yuma Koizumi, Shigeki Karita, Heiga Zen, Jason Riesa, Haruko Ishikawa, and Michiel Bacchiani. 2024. [Fleurs-r: A restored multilingual speech corpus for generation tasks](#). In *Interspeech 2024*, pages 1835–1839.
- I Maddieson. 1984. *Patterns of sounds* cambridge, uk: Cambridge univ.
- Josh Meyer, David Adelani, Edresson Casanova, Alp Öktem, Daniel Whitenack, Julian Weber, Salomon Kabongo Kabenamualu, Elizabeth Salesky, Irero Orife, Colin Leong, Perez Ogayo, Chris Chinenye Emezue, Jonathan Mukiiibi, Salomey Osei, Apelete Agbolo, Victor Akinode, Bernard Opoku, Olanrewaju Samuel, Jesujoba Alabi, and Shamsuddeen Hassan Muhammad. 2022. [BibleTTS: a large, high-fidelity, multilingual, and uniquely african speech corpus](#). In *Interspeech*. ISCA.
- Myle Ott, Sergey Edunov, Alexei Baevski, Angela Fan, Sam Gross, Nathan Ng, David Grangier, and Michael Auli. 2019. fairseq: A fast, extensible toolkit for sequence modeling. In *Proceedings of NAACL-HLT 2019: Demonstrations*.
- Vassil Panayotov, Guoguo Chen, Daniel Povey, and Sanjeev Khudanpur. 2015. Librispeech: an asr corpus based on public domain audio books. In *2015 IEEE international conference on acoustics, speech and signal processing (ICASSP)*, pages 5206–5210. IEEE.
- Santiago Pascual, Mirco Ravanelli, Joan Serrà, Antonio Bonafonte, and Yoshua Bengio. 2019. [Learning Problem-Agnostic Speech Representations from Multiple Self-Supervised Tasks](#). In *Proc. of the Conf. of the Int. Speech Communication Association (INTER-SPEECH)*, pages 161–165.
- Yifan Peng, Siddhant Arora, Yosuke Higuchi, Yushi Ueda, Sujay Kumar, Karthik Ganesan, Siddharth Dalmia, Xuankai Chang, and Shinji Watanabe. 2023. A study on the integration of pre-trained ssl, asr, lm and slu models for spoken language understanding. In *2022 IEEE Spoken Language Technology Workshop (SLT)*, pages 406–413. IEEE.
- Mirco Ravanelli, Titouan Parcollet, Adel Moumen, Sylvain de Langen, Cem Subakan, Peter Plantinga, Yingzhi Wang, Pooneh Mousavi, Luca Della Libera, Artem Ploujnikov, Francesco Paissan, Davide Borra, Salah Zaiem, Zeyu Zhao, Shucong Zhang, Georgios Karakasidis, Sung-Lin Yeh, Pierre Champion, Aku Rouhe, Rudolf Braun, Florian Mai, Juan Zuluaga-Gomez, Seyed Mahed Mousavi, Andreas Nautsch, Xuechen Liu, Sangeet Sagar, Jarod Duret, Salima Mdhaffar, Gaele Laperriere, Mickael Rouvier, Renato De Mori, and Yannick Esteve. 2024. [Open-source conversational ai with speechbrain 1.0](#). *Preprint*, arXiv:2407.00463.
- Mirco Ravanelli, Titouan Parcollet, Peter Plantinga, Aku Rouhe, Samuele Cornell, Loren Lugosch, Cem Subakan, Nauman Dawalatabad, Abdelwahab Heba, Jianyuan Zhong, Ju-Chieh Chou, Sung-Lin Yeh, Szu-Wei Fu, Chien-Feng Liao, Elena Rastorgueva, François Grondin, William Aris, Hwidong Na, Yan Gao, Renato De Mori, and Yoshua Bengio. 2021. [SpeechBrain: A general-purpose speech toolkit](#). *Preprint*, arXiv:2106.04624. ArXiv:2106.04624.
- Claytone Sikasote, Kalinda Siaminwe, Stanly Mwape, Bangiwe Zulu, Mofya Phiri, Martin Phiri, David Zulu, Mayumbo Nyirenda, and Antonios Anastasopoulos. 2023. [Zambezi Voice: A Multilingual Speech Corpus for Zambian Languages](#). In *Proc. INTERSPEECH 2023*, pages 3984–3988.
- Yuqing Tang, Chau Tran, Xian Li, Peng-Jen Chen, Naman Goyal, Vishrav Chaudhary, Jiatao Gu, and Angela Fan. 2020. Multilingual translation with extensible multilingual pretraining and finetuning. *arXiv preprint arXiv:2008.00401*.
- Jörgen Valk and Tanel Alumäe. 2021. Voxlingua107: a dataset for spoken language recognition. In *2021 IEEE Spoken Language Technology Workshop (SLT)*, pages 652–658. IEEE.
- Jing Xu, Minglin Wu, Xixin Wu, and Helen Meng. 2024. Seamless language expansion: Enhancing multilingual mastery in self-supervised models. *arXiv preprint arXiv:2406.14092*.

A Data source

BibleTTS: This is a TTS corpus automatically created by aligning Bible audio with text. Here we used the aligned data in the training split of BibleTTS. This data covers 6 languages which are: Akuapem-Twi, Asante-Twi, Ewe, Hausa, Lingala, and Yoruba. The data aligned used a 48kHz sampling rate. We converted them from .flac to .wav and downsampled them to 16kHz.

Kallaama: A speech dataset for 3 indigenous Senegalese languages which are Wolof, Pulaar and Sereer.

Mozilla Common Voice: It has over 100 languages, however we chose only 3 African languages with at least 10 hours of validated training speech data and this includes Luganda, Kinyarwanda and Swahili as hosted on the Hugging-face repository.

NaijaVoices: It is a large speech data that contains the 3 most spoken indigenous languages in Nigeria, Hausa, Igbo and Yoruba.

NCHLT: It is a large speech data that contains the 3 most spoken indigenous languages in Nigeria, Hausa, Igbo and Yor

Nicolingua radio corpus: This data set contains speech data collected from 6 radio stations in Guinea. It covers languages such as French, Guerze, Koniaka, Kissi, Kono, Maninka, Mano, Pular, Susu, and Toma. And the main purpose for collecting this data is for unsupervised speech representation learning.

VoxLingua107: This is speech data extracted from Youtube videos created for language identification task. It covers 107 languages, including Afrikaans, Amharic, Hausa, Lingala, Malagasy, Shona, Somali, Swahili and Yoruba. We used all the African language data and also included data from English, Arabic, French, and Portuguese.

Zambezi Speech corpus: It contains speech corpus for 5 languages of Zambia. It includes both read speech styled labeled dataset for ASR and unlabeled audio collections for these languages including: Nyanja (Chichewa), Tonga (ChiTonga), Lozi, Bemba, and Lunda. We used only the unlabeled audio collections and they originally had a 48kHz sampling rate.

Majority of the languages belong to the Niger-Congo family which are mostly tonal in nature. While some have two tones, others have three tones (such as Yoruba). In summary we are covering the following distinct languages. They include 32 languages in total, including Arabic, English, French, Portuguese. In another table we provide a detailed breakdown of the speech data and their sources. For continued pretraining, we converted all data from formats other than WAV, such as BibleTTS and MCV, to WAV. Additionally, we

B Data Augmentation

For LID, due to the small size of the resulting dataset, we performed data augmentation by adding

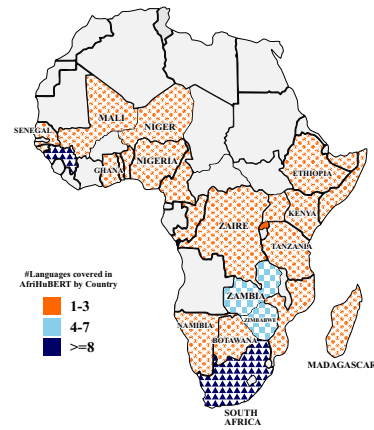


Figure 4: A map of Africa showing the number of languages covered in each country, with darker shades representing more languages covered.

point-source noises and reverberation using the RIR¹⁰ noise database (Ko et al., 2017), and applying speed perturbation. While for ASR, we performed data augmentation by performing speed perturbation, randomly dropping a number of frequency bands to zero and randomly dropping a number of temporal chunks. All the models were finetuned using a learning rate of 1×10^{-4} .

¹⁰<https://www.openslr.org/28/>

Language	family	Region	#Speakers(M)	Sources	Dur (h)
Afrikaans [afr]	Indo-European	South	17.7	VoxLingual107 (100.0), NCHLT (136.07)	236.1
Akuapem Twi [aka]	Niger-Congo	West	0.626	BibleTTS (59.8)	59.8
Amharic [amh]	Afro-Asiatic	East	57.6	VoxLingual107 (73.99)	74.0
Arabic [ara]	Afro-Asiatic	North	274	VoxLingual107 (53.6)	53.6
Asante Twi [aka]	Niger-Congo	West	3.8	BibleTTS (56.8)	56.8
Bemba [bem]	Niger-Congo	South	4.1	Zambezi (65.9)	65.9
English [eng]	Indo-European	-	15000	VoxLingual107 (43.55)	43.6
Ewe [ewe]	Niger-Congo	West	5.5	BibleTTS (76.6)	76.6
French [fra]	Indo-European	-	309.8	VoxLingual107 (63.2)	63.2
Guerze [kpe]	Niger-Congo	West	1.3	Nicolingua	-
Hausa [hau]	Afro-Asiatic	West	78.5	BibleTTS (76.6), NaijaVoices (616.3), VoxLingual107 (81.1)	333.0
Igbo [ibo]	Niger-Congo	West	30.9	NaijaVoices (615.5)	615.5
Kinyarwanda [kin]	Niger-Congo	East	14.5	MCV (1417.4)	1358.7
Kissi [kss/kqs]	Niger-Congo	West	0.91	Nicolingua	-
Koniaka [mku]	Niger-Congo	West	-	Nicolingua	-
Kono	Niger-Congo	West	0.32	Nicolingua	-
Losi [loz]	Niger-Congo	South	0.75	Zambezi (15.4)	15.4
Lingala [lin]	Niger-Congo	Central	20	BibleTTS (54.0), VoxLingual107 (77.8)	131.8
Luganda [lug]	Niger-Congo	East	11	MCV (11.8)	117.8
Lunda [lun]	Niger-Congo	South	0.6	Zambezi (20.47)	20.5
Malagasy [mlg]	Austronesian	South-East	25	VoxLingual107 (94.5)	94.5
Maninka	Niger-Congo	West	4.6	Nicolingua	-
Mano [mev]	Niger-Congo	West	0.4	Nicolingua	-
Ndebele [nbl]	Niger-Congo	South	2.2	NCHLT (214.9)	214.9
Nyaja [nya]	Niger-Congo	South	14.4	Zambezi (11.2)	11.2
Portuguese [por]	Indo-European	-	263.6	VoxLingual107 (58.6)	58.6
Pular [fuf]	Niger-Congo	West	4.8	Nicolingua, Kallaama (31.9)	31.9
Sereer	Niger-Congo	West	1	Kallaama (37.4)	37.7
Sepedi [nso]	Niger-Congo	South	13.7	NCHLT (170.7)	170.7
Sesotho [sot]	Niger-Congo	South	11.8	NCHLT (171.8)	171.8
Setswana [tsn]	Niger-Congo	South	11.8	NCHLT (161.3)	161.3
Shona [sna]	Niger-Congo	South	10.9	VoxLingual107 (21.5)	21.5
siSwati [ssw]	Niger-Congo	South	3.7	NCHLT (299.5)	299.5
Somali [som]	Afro-Asiatic	East	22	VoxLingual107 (94.9)	94.9
Susu	Niger-Congo	West	2.4	Nicolingua	-
Swahili [swh]	Niger-Congo	East	71.6	MCV(69.8), VoxLingual107 (57.6)	127.4
Toma [tod]	Niger-Congo	West	0.5	Nicolingua	-
Tonga [toi]	Bantu	South	1.5	Zambezi (63.1)	63.1
Tshivenda [ven]	Niger-Congo	South	2.9	NCHLT (202.5)	202.453
Wolof [wol]	Niger-Congo	West	7	Kallaama (55.2)	55.2
Xhosa [xho]	Niger-Congo	South	19.2	NCHLT (211.8)	211.8
Xitsonga [tso]	Niger-Congo	South	5.7	NCHLT (137.4)	137.4
Yoruba [yor]	Niger-Congo	West	45.9	BibleTTS (24.8), NaijaVoices (604.9), VoxLingual107 (66.0)	695.6
Zulu [zul]	Niger-Congo	South	27.3	NCHLT (183.5)	183.5

Table 7: Languages covered, their language family, the speaker population, the sources of the data and the duration of the collected data.

Languages	Family	# Utterances			Duration (h)		Covered during pretraining			
		train	dev	test	train	train_30s	SSA-HuBERT	XLSR	mHuBERT-147	Ours
Afrikaans [afr]	Indo-European	1032	198	264	3.64	3.59	×	✓	✓	✓
Amharic [amh]	Afro-Asiatic	3163	223	516	11.10	11.05	×	✓	✓	✓
Arabic [ara]	Afro-Asiatic	2104	295	428	6.05	6.03	×	✓	✓	✓
English [eng]	Indo-European	2602	394	647	7.49	7.44	×	✓	✓	✓
French [fra]	Indo-European	3193	289	676	10.32	10.32	✓	✓	✓	✓
Fula [ful]	Niger-Congo	3235	273	660	13.89	12.91	✓	×	×	✓
Hausa [hau]	Afro-Asiatic	3259	296	621	13.62	12.78	✓	✓	✓	✓
Igbo [ibo]	Niger-Congo	2839	413	969	13.79	11.74	×	×	✓	✓
Kamba [kam]	Niger-Congo	3340	338	827	14.75	14.09	×	×	×	×
Kinyarwanda [kin]	Niger-Congo	3724	323	794	13.35	13.04	×	✓	✓	✓
Lingala [lin]	Niger-Congo	3350	209	478	18.24	14.64	✓	✓	✓	✓
Ganda [lug]	Niger-Congo	2478	306	723	12.64	10.95	×	✓	✓	✓
Luo [luo]	Nilo-Saharan	2384	102	256	10.12	9.17	×	×	×	×
Northern-Sotho [nso]	Niger-Congo	1990	363	790	13.11	8.71	×	×	×	✓
Nyanja [nya]	Niger-Congo	2694	311	761	10.87	10.41	×	×	×	✓
Oromo [orm]	Afro-Asiatic	1701	19	41	6.66	6.52	×	×	×	×
Poruguese [por]	Indo-European	2793	386	919	10.18	10.11	×	✓	✓	✓
Somali [som]	Afro-Asiatic	3149	432	1019	13.32	12.33	×	✓	✓	✓
Swahili [swh]	Niger-Congo	3070	211	487	13.47	12.75	✓	✓	✓	✓
Shona [sna]	Niger-Congo	2463	393	925	9.98	9.79	✓	×	✓	✓
Umbundu [umb]	Niger-Congo	1597	135	379	11.30	6.47	×	×	×	×
Wolof [wol]	Niger-Congo	2279	169	371	8.72	8.58	✓	×	✓	✓
Xhosa [xho]	Niger-Congo	3466	446	1041	13.34	13.03	×	×	✓	✓
Yoruba [yor]	Niger-Congo	2339	378	831	10.03	9.62	×	✓	✓	✓
Zulu [zul]	Niger-Congo	2858	354	854	14.86	13.59	×	×	×	✓

Table 8: FLEURS data: the data size, and the languages covered by the multilingual SSL models.

Models	afr	amh	ara	eng	fra	ful	hau	ibo	kam	kin	lin	lug	luo
AfriHuBERT	13.3 \pm 0.1	17.0 \pm 0.2	12.4 \pm 0.5	13.9 \pm 0.1	20.3 \pm 0.3	19.4 \pm 0.3	12.2 \pm 0.1	18.4 \pm 0.4	17.2 \pm 0.3	18.9 \pm 0.3	8.7 \pm 0.0	11.4 \pm 0.1	9.2 \pm 0.2
SSA-HuBERT	20.5 \pm 0.2	30.8 \pm 4.7	23.7 \pm 8.6	24.9 \pm 0.3	19.4 \pm 0.1	20.0 \pm 0.3	10.6 \pm 0.0	21.5 \pm 0.2	17.9 \pm 0.3	18.5 \pm 0.1	8.9 \pm 0.1	12.3 \pm 0.1	9.6 \pm 0.1
mHuBERT-147	13.8 \pm 0.2	18.3 \pm 0.8	12.3 \pm 0.3	12.1 \pm 0.1	18.8 \pm 0.2	19.3 \pm 0.3	13.4 \pm 0.1	20.0 \pm 0.3	16.9 \pm 0.2	20.1 \pm 0.1	9.1 \pm 0.1	11.6 \pm 0.1	9.0 \pm 0.1
XLSR-128	13.8 \pm 0.6	75.8 \pm 7.2	82.2 \pm 2.2	12.5 \pm 1.4	16.4 \pm 2.4	20.7 \pm 0.2	15.1 \pm 0.5	25.4 \pm 0.0	18.0 \pm 0.6	23.6 \pm 1.1	9.2 \pm 0.2	13.5 \pm 0.2	11.4 \pm 0.9
HuBERT-Base	18.5 \pm 0.6	38.6 \pm 6.7	16.4 \pm 0.1	12.3 \pm 0.3	28.0 \pm 0.4	19.9 \pm 0.1	16.6 \pm 0.3	23.1 \pm 0.6	19.4 \pm 0.2	24.7 \pm 0.2	11.9 \pm 0.1	13.2 \pm 0.2	10.6 \pm 0.2
HuBERT-Large	16.3 \pm 0.1	85.5 \pm 1.4	84.3 \pm 0.6	8.2 \pm 0.2	24.0 \pm 0.1	19.6 \pm 0.0	15.7 \pm 0.0	21.9 \pm 0.1	19.3 \pm 0.3	24.5 \pm 0.5	11.4 \pm 0.4	13.5 \pm 0.3	9.7 \pm 0.2
HuBERT-Base+MAFT	16.4 \pm 0.1	20.1 \pm 1.2	14.0 \pm 0.4	16.4 \pm 0.2	26.5 \pm 0.2	19.6 \pm 0.2	13.6 \pm 0.1	19.4 \pm 0.1	18.3 \pm 0.2	20.0 \pm 0.0	10.2 \pm 0.0	12.2 \pm 0.0	10.0 \pm 0.1
Models	nso	nya	orm	por	sna	som	swh	umb	wol	xho	yor	zul	AVG
AfriHuBERT	11.7 \pm 0.1	12.8 \pm 0.0	21.8 \pm 0.2	11.9 \pm 0.1	7.6 \pm 0.1	9.0 \pm 0.0	20.5 \pm 0.1	22.1 \pm 0.4	18.7 \pm 0.1	11.2 \pm 0.0	23.7 \pm 0.2	9.9 \pm 0.1	14.9 \pm 0.1
SSA-HuBERT	14.2 \pm 0.1	13.9 \pm 0.1	23.6 \pm 0.2	16.2 \pm 0.1	6.6 \pm 0.1	10.6 \pm 0.1	23.9 \pm 0.0	22.1 \pm 0.1	19.4 \pm 0.2	13.5 \pm 0.2	25.8 \pm 0.4	12.2 \pm 0.2	17.6 \pm 0.5
mHuBERT-147	12.8 \pm 0.0	13.7 \pm 0.1	21.9 \pm 0.2	11.3 \pm 0.1	8.0 \pm 0.1	9.4 \pm 0.1	21.0 \pm 0.3	21.9 \pm 0.2	19.6 \pm 0.5	12.2 \pm 0.2	24.8 \pm 0.3	11.2 \pm 0.1	15.3 \pm 0.1
XLSR-128	14.6 \pm 0.3	15.9 \pm 0.5	26.4 \pm 0.6	9.2 \pm 0.2	9.3 \pm 0.4	11.0 \pm 0.5	25.6 \pm 1.8	20.9 \pm 0.0	21.1 \pm 0.7	13.1 \pm 0.8	32.6 \pm 3.7	13.2 \pm 0.1	22.0 \pm 0.6
HuBERT-Base	15.0 \pm 0.2	16.2 \pm 0.1	24.2 \pm 0.6	17.4 \pm 0.2	10.9 \pm 0.1	11.6 \pm 0.2	25.8 \pm 0.1	24.3 \pm 0.1	21.4 \pm 0.0	14.2 \pm 0.2	28.6 \pm 0.1	13.0 \pm 0.1	19.0 \pm 0.4
HuBERT-Large	14.6 \pm 0.4	17.3 \pm 0.6	24.6 \pm 0.6	14.7 \pm 0.2	10.2 \pm 0.1	11.3 \pm 0.2	24.1 \pm 0.3	23.7 \pm 0.3	20.7 \pm 0.3	12.6 \pm 0.1	29.7 \pm 0.5	12.3 \pm 0.4	22.8 \pm 0.1
HuBERT-Base+MAFT	12.7 \pm 0.1	14.5 \pm 0.2	22.9 \pm 0.4	16.4 \pm 0.3	9.3 \pm 0.1	10.1 \pm 0.1	22.4 \pm 0.2	23.5 \pm 0.1	20.3 \pm 0.2	12.4 \pm 0.1	24.1 \pm 0.1	10.6 \pm 0.0	16.6 \pm 0.1

Table 9: CER [%] over 3 runs of ASR on FLEURS data (3 hours per language).

Models	afr	amh	ara	eng	fra	ful	hau	ibo	kam	kin	lin	lug	luo
	10 mins												
AfriHuBERT	22.2 \pm 0.3	35.6 \pm 2.7	24.6 \pm 1.8	24.1 \pm 0.2	31.1 \pm 0.4	23.5 \pm 0.2	19.1 \pm 0.3	24.5 \pm 0.3	26.7 \pm 0.3	25.1 \pm 0.3	13.2 \pm 0.4	15.4 \pm 0.4	17.4 \pm 0.2
mHuBERT-147	21.5 \pm 0.4	32.1 \pm 0.2	21.3 \pm 0.2	19.4 \pm 0.2	27.2 \pm 0.3	23.6 \pm 0.1	21.3 \pm 0.0	30.8 \pm 0.3	26.0 \pm 0.3	27.1 \pm 0.8	13.3 \pm 0.1	15.5 \pm 0.1	17.4 \pm 0.3
	30 mins												
AfriHuBERT	18.1 \pm 0.2	22.7 \pm 0.3	18.0 \pm 0.4	19.0 \pm 0.2	26.2 \pm 0.2	21.5 \pm 0.2	16.4 \pm 0.1	21.8 \pm 0.2	21.9 \pm 0.4	22.3 \pm 0.3	11.0 \pm 0.3	13.6 \pm 0.0	13.5 \pm 0.2
mHuBERT-147	18.0 \pm 0.3	23.6 \pm 0.5	17.4 \pm 0.5	15.4 \pm 0.2	23.2 \pm 0.4	21.9 \pm 0.2	18.5 \pm 0.2	26.6 \pm 0.3	22.4 \pm 0.3	24.2 \pm 0.2	11.7 \pm 0.0	14.0 \pm 0.2	13.7 \pm 0.2
Models	nso	nya	orm	por	sna	som	swh	umb	wol	xho	yor	zul	AVG
	10 mins												
AfriHuBERT	17.3 \pm 0.5	21.4 \pm 0.6	28.6 \pm 0.6	19.8 \pm 0.5	12.1 \pm 0.4	15.3 \pm 0.7	26.8 \pm 0.3	28.6 \pm 0.5	26.3 \pm 0.5	18.4 \pm 0.3	30.1 \pm 0.6	14.0 \pm 0.4	22.5 \pm 0.3
mHuBERT-147	22.4 \pm 0.3	21.7 \pm 0.2	26.7 \pm 0.1	16.8 \pm 0.1	12.1 \pm 0.1	16.2 \pm 0.1	26.4 \pm 0.0	28.2 \pm 0.4	27.4 \pm 0.2	21.8 \pm 0.3	34.9 \pm 0.3	17.8 \pm 0.1	22.8 \pm 0.1
	30 mins												
AfriHuBERT	14.9 \pm 0.3	17.4 \pm 0.0	26.1 \pm 0.5	16.2 \pm 0.1	10.5 \pm 0.1	12.1 \pm 0.2	23.9 \pm 0.4	25.5 \pm 0.1	22.9 \pm 0.2	15.3 \pm 0.3	26.1 \pm 0.3	11.8 \pm 0.2	18.8 \pm 0.2
mHuBERT-147	18.0 \pm 0.2	18.5 \pm 0.2	25.6 \pm 0.5	14.4 \pm 0.4	11.0 \pm 0.1	13.2 \pm 0.2	24.4 \pm 0.2	25.5 \pm 0.4	24.5 \pm 0.5	17.3 \pm 0.2	31.4 \pm 1.0	14.6 \pm 0.1	19.6 \pm 0.2

Table 10: CER [%] over 3 seeds for synthetically low-resource multilingual ASR models trained on 10/30 minutes of speech data per language.

Models	afr	amh	hau	ibo	kin	lug	orm	swh	yor	AVG
AfriHuBERT	15.0 \pm 0.4	42.5 \pm 3.0	15.4 \pm 0.1	18.7 \pm 1.7	23.5 \pm 0.3	17.3 \pm 0.2	99.9 \pm 0.8	19.0 \pm 0.1	36.0 \pm 0.1	31.9 \pm 0.1
mHuBERT-147	16.8 \pm 0.9	47.2 \pm 2.6	18.6 \pm 0.4	20.4 \pm 3.1	25.5 \pm 0.2	18.2 \pm 0.4	99.5 \pm 0.2	20.4 \pm 0.3	39.2 \pm 0.5	34.0 \pm 0.6

Table 11: CER [%] for the cross-corpus generalization of ASR models on MCV test sets. Inference is done for the 3 seeds and the CER is averaged.