

Large Language Model Empowered Embedding Generator for Sequential Recommendation

Qidong Liu

Xi'an Jiaotong University &
City University of Hong Kong
liuqidong@stu.xjtu.edu.cn

Xian Wu ✉

Jarvis Research Center,
Tencent YouTu Lab
kevinxwu@tencent.com

Wanyu Wang

City University of Hong Kong
wanyuwang4-c@my.cityu.edu.hk

Yejing Wang

City University of Hong Kong
yejing.wang@my.cityu.edu.hk

Yuanshao Zhu

Southern University of Science and
Technology &
City University of Hong Kong
zhuys2019@mail.sustech.edu.cn

Xiangyu Zhao ✉

City University of Hong Kong
xianzhao@cityu.edu.hk

Feng Tian ✉

Xi'an Jiaotong University
fengtian@mail.xjtu.edu.cn

Yefeng Zheng

Medical Artificial Intelligence Lab,
Westlake University & Jarvis Research
Center, Tencent YouTu Lab
zhengyefeng@westlake.edu.cn

ABSTRACT

Sequential Recommender Systems (SRS) are extensively applied across various domains to predict users' next interaction by modeling their interaction sequences. However, these systems typically grapple with the long-tail problem, where they struggle to recommend items that are less popular. This challenge results in a decline in user discovery and reduced earnings for vendors, negatively impacting the system as a whole. Large Language Model (LLM) has the potential to understand the semantic connections between items, regardless of their popularity, positioning them as a viable solution to this dilemma. In our paper, we present LLMEmb, an innovative technique that harnesses LLM to create item embeddings that bolster the performance of SRS. To align the capabilities of general-purpose LLM with the needs of the recommendation domain, we introduce a method called Supervised Contrastive Fine-Tuning (SCFT). This method involves attribute-level data augmentation and a custom contrastive loss designed to tailor LLM for enhanced recommendation performance. Moreover, we highlight the necessity of incorporating collaborative filtering signals into LLM-generated embeddings and propose Recommendation Adaptation Training (RAT) for this purpose. RAT refines the embeddings to be optimally suited for SRS. The embeddings derived from LLMEmb can be easily integrated with any SRS model, showcasing its practical utility. Extensive experimentation on three real-world datasets

has shown that LLMEmb significantly improves upon current methods when applied across different SRS models.

CCS CONCEPTS

• **Information systems** → **Recommender systems.**

KEYWORDS

Recommender Systems; Large Language Model

ACM Reference Format:

Qidong Liu, Xian Wu ✉, Wanyu Wang, Yejing Wang, Yuanshao Zhu, Xiangyu Zhao ✉, Feng Tian ✉, and Yefeng Zheng. 2024. Large Language Model Empowered Embedding Generator for Sequential Recommendation. In *Proceedings of Make sure to enter the correct conference title from your rights confirmation email (Conference acronym 'XX)*. ACM, New York, NY, USA, 9 pages. <https://doi.org/XXXXXXXX.XXXXXXX>

1 INTRODUCTION

Sequential recommender systems (SRS) have been extensively applied across various practical scenarios, such as e-commerce [46] and short video [33]. The primary objective of SRS is to capture users' preferences based on their historical interactions and predict the next most possible item [8]. To achieve this, many research studies have committed to developing neural network architectures for better modeling user interaction history. Notable examples include SASRec [15] and Bert4Rec [36], both of which leverage the self-attention mechanism [40] to capture the fine-grained sequential dynamics.

Although the accuracy of SRS has seen continuous improvement, the long-tail problem remains a critical challenge that can undermine the overall user experience. To illustrate this issue, we trained a popular used SRS model, SASRec, on the Yelp dataset and grouped the items based on their interaction frequencies. As depicted in Figure 1(a), the histogram reveals that the majority of items have fewer than 5 records, while the corresponding line graph indicates

✉ Corresponding authors.

Permission to make digital or hard copies of all or part of this work for personal or classroom use is granted without fee provided that copies are not made or distributed for profit or commercial advantage and that copies bear this notice and the full citation on the first page. Copyrights for components of this work owned by others than ACM must be honored. Abstracting with credit is permitted. To copy otherwise, or republish, to post on servers or to redistribute to lists, requires prior specific permission and/or a fee. Request permissions from [permissions@acm.org](https://permissions.acm.org).

Conference acronym 'XX, June 03–05, 2018, Woodstock, NY

© 2024 ACM.

ACM ISBN 978-1-4503-XXXX-X/18/06

<https://doi.org/XXXXXXXX.XXXXXXX>

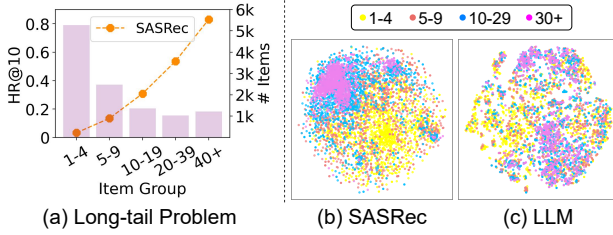


Figure 1: The preliminary experiments are conducted for SASRec on the Yelp dataset. (a) The illustration for the long-tail problem. (b) The distribution of item embedding of SASRec. (c) The distribution of LLM embedding (input item texts and take out the last hidden state of LLaMA-7B).

their relatively low performance. This phenomenon highlights the difficulty in effectively recommending long-tail items, which can result in reduced serendipity for users and diminished profits for sellers. Our analysis suggests that the long-tail problem in SRS primarily stems from the skewed distribution of item embeddings. To further investigate this, we visualized the item embedding distribution of SASRec using t-SNE [39] in Figure 1(b). The result confirms that the embeddings of low-popularity items (i.e., 1-4) are sparsely distributed and distant from those of more popular items, indicating the poor quality of these embeddings. In contrast, the Large Language Model (LLM) shows promise in capturing semantic relationships between items through textual features, such as titles. Figure 1(c) shows the item embeddings generated by LLaMA [38] are more uniformly distributed, which motivates the development of an LLM-based generator for producing higher-quality embeddings.

Some recent studies have explored the potential of leveraging LLM to enhance SRS [10, 14, 23]. However, they encounter two significant challenges. (i) **Semantic Gap**: LLM2X [10] adopts the general-purpose LLM to generate item embeddings. While these embeddings can contain the semantics, they are not tailored to the recommendation field. In an effort to address this, methods like SAID [14] and TSLRec [23] propose fine-tuning open-sourced LLM to better align with recommendation tasks. However, these approaches remain confined to language modeling or category prediction, overlooking the crucial role of item attributes in distinguishing items within the recommendation field [12]. (ii) **Semantic loss**: As shown in Figure 2, to further adapt the LLM embeddings to collaborative SRS models, existing methods reduce the dimension and update the embeddings with SRS models directly. However, drastic dimensionality reduction and continual training can result in a significant loss of the original semantic richness contained in LLM embeddings, thereby limiting their effectiveness, particularly for long-tail items.

To address the above challenges, we propose an LLM-based item embedding generator (**LLMEmb**) specified for SRS. The proposed LLMEmb involves a two-stage training. For the first stage, we design a Supervised Contrastive Fine-Tuning (SCFT) to bridge the semantic gap between general and recommendation domains. In detail, attribute-level data augmentation is designed to construct the training pairs for enhancing the distinguishing abilities of LLM. The fine-tuned LLM can derive recommendation-friendly embeddings. The second stage, *i.e.*, Recommendation Adaptation Training (RAT),

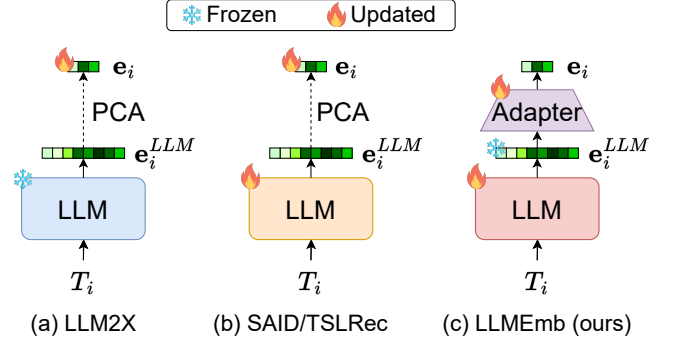


Figure 2: The comparison between the existing LLM-enhanced SRS methods and our LLMEmb.

focuses on injecting the collaborative signals into LLM embeddings. To prevent semantic loss, we design a trainable adapter that allows for dimension transformation while keeping the LLM embeddings frozen. During inference, the generated embeddings can be cached into the embedding layer of SRS models, ensuring that no additional computational burden is introduced. The contributions of this paper are concluded as follows:

- We design a novel LLM-based item embedding generator, which can help alleviate the long-tail problem for the sequential recommendation.
- To fill the semantic gap between general and recommendation domains, we propose an attribute-level contrastive fine-tuning method. To avoid semantic loss, we fabricate a recommendation adaptation strategy.
- We have conducted comprehensive experiments on three public datasets and verified the superior performance of LLMEmb combined with three popular SRS models.

2 PRELIMINARY

Problem Definition. SRS targets predicting the next item a user will interact with based on their historical interaction records [8]. Let $v_i \in \mathcal{V}$ denotes the item in an item set, then the input sequence of user u can be represented as $\mathcal{Q}^{(u)} = \{v_1^{(u)}, v_2^{(u)}, \dots, v_{N_u}^{(u)}\}$, which is ordered by timeline. N_u is the length of the interaction sequence. For simplicity, we omit the user-specific superscript (u) in subsequent notations. The task of recommending the next item can thus be formulated as:

$$\arg \max_{v_j \in \mathcal{V}} P(v_{N+1} = v_j | \mathcal{Q}) \quad (1)$$

General SRS Framework. Most existing SRS models [15, 36, 47] can be broadly concluded into a two-step framework known as **Embedding-Sequence**. In the first step, the item identities are transformed into dense embeddings to represent them in a high-dimension space, capturing the collaborative relationships among items. Here, we denote item i as v_i . The **Embedding** procedure is formalized as:

$$\mathbf{e}_i = \text{Emb}(v_i) \quad (2)$$

where $\text{Emb}(\cdot)$ denotes the **embedding function**, and the resulting $\mathbf{e}_i \in \mathbb{R}^d$ represents the high-dimensional embedding of the item i , with d being the dimension size. After the first step, the input sequence is transformed into an embedding sequence

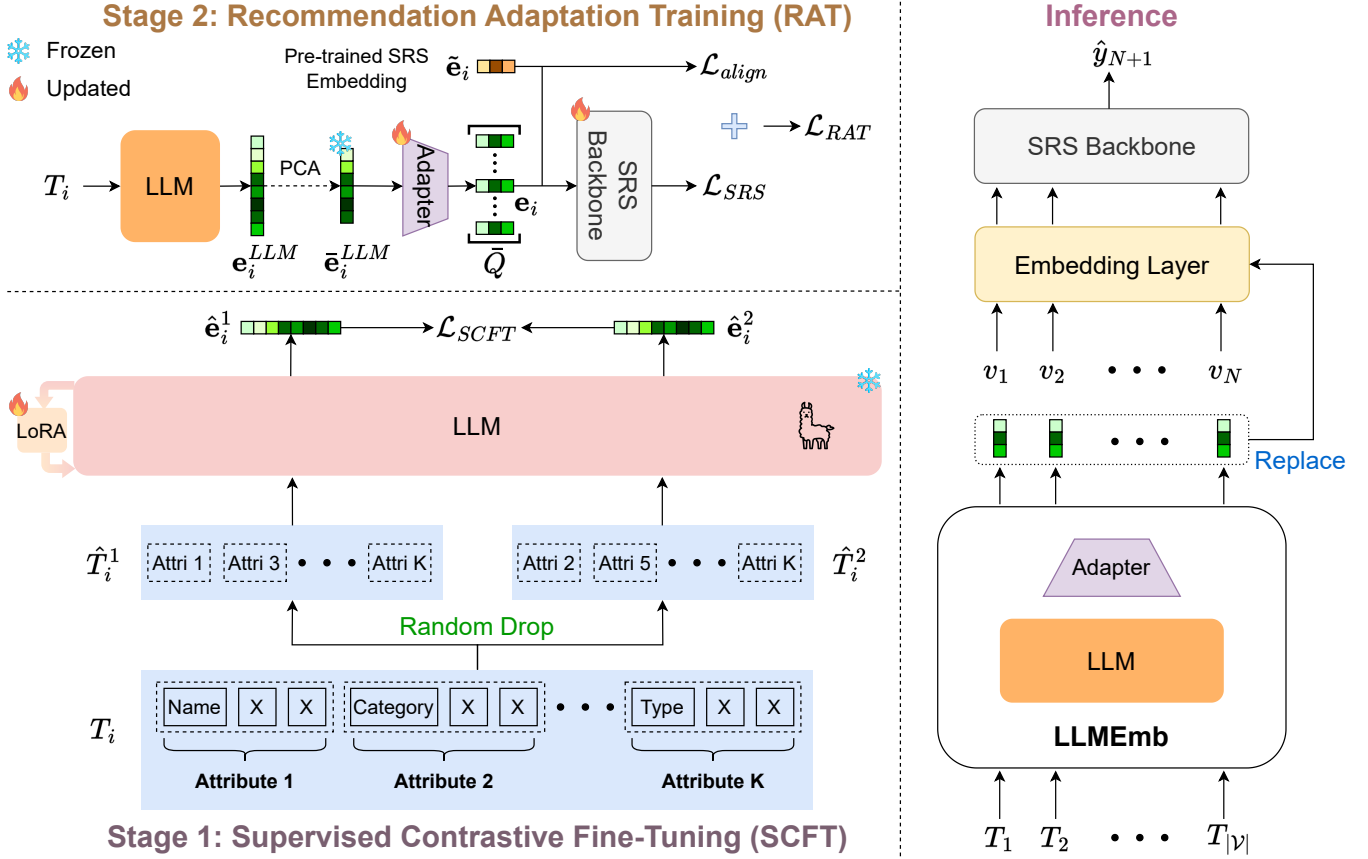


Figure 3: The overview of the proposed LLMemb.

$\bar{Q} = \{\mathbf{e}_1, \mathbf{e}_2, \dots, \mathbf{e}_N\}$. The next step is the **Sequence** procedure, which aims to extract the user preference from interaction histories. Thus, it absorbs \bar{Q} and outputs the representation of the user $\mathbf{u} \in \mathbb{R}^d$. The process can be represented as follows:

$$\mathbf{u} = \text{Seq}(\{\mathbf{e}_1, \mathbf{e}_2, \dots, \mathbf{e}_N\}) \quad (3)$$

where $\text{Seq}(\cdot)$ is the sequence modeling function, referred to as **SRS backbone** in this paper. Finally, the recommending probability of each item is calculated by taking the inner product of the user and item representation, *i.e.*, $P(v_{N+1} = v_i | \mathbf{Q}) = \mathbf{u}^T \mathbf{e}_i$. Let $\hat{\mathbf{y}}$ denote the probability vector of all items. The framework is then optimized using a loss function, such as Binary Cross-Entropy calculated based on $\hat{\mathbf{y}}$.

To model user preferences more precisely, various neural architectures have been fabricated for **SRS backbone** $\text{Seq}(\cdot)$, such as recurrent neural networks [7] for GRU4Rec [11] and self-attention [40] for SASRec [15]. However, the embedding function is often simply designed as a randomly initialized embedding layer and trained from scratch. In this paper, we focus on **utilizing the LLM to generate better embedding function**, *i.e.*, $\text{Emb}(\cdot)$, which can be integrated into most SRS models.

3 METHOD

In this section, we will introduce the details of the proposed LLMemb. Firstly, we will give an overview of our method. Then, the

supervised contrastive fine-tuning will be addressed to illustrate how we fine-tune a general LLM into a recommendation-friendly one. Next, to further combine the collaborative signals with the LLM embedding, we devise the recommendation adaptation training for LLMemb. Finally, the training and inference process will be detailed.

3.1 Overview

Figure 3 shows the training and inference process of the proposed item embedding generator, *i.e.*, LLMemb, which is primarily composed of an LLM and an adapter. For the training process, there are two stages specialized for the LLM and adapter, respectively. In the first stage, known as **Supervised Contrastive Fine-tuning (SCFT)**, the objective is to fine-tune the general-purpose LLM to enhance its ability to distinguish items based on their various attributes. Specifically, the textual prompt of one item, composed of its attributes, will be augmented into two copies by randomly dropping a certain ratio of attributes. Then, we will fine-tune the LLM by contrasting its embedding of distinct items. After that, it can derive recommendation-friendly LLM embedding, containing the semantic information of items. The second stage, termed **Recommendation Adaptation Training (RAT)**, involves training the adapter designed to transform the LLM embeddings into the final item embeddings. These item embeddings are then fed into the SRS backbone and optimized using general recommendation

loss. During the inference phase, the LLMEmb will generate all item embeddings in advance. These precomputed embeddings substitute the original embedding layer of the SRS model, enabling the system to serve without imposing any additional burden.

3.2 Supervised Contrastive Fine-Tuning (SCFT)

The LLM has demonstrated exceptional semantic understanding capabilities across various natural language processing tasks [5, 45], suggesting the potential to enhance SRS by extracting rich semantic information from the item’s textual attributes. However, most LLMs are trained for general purposes and may struggle to perceive subtle distinctions between items with varying attributes. To address this semantic gap, we design a supervised contrastive fine-tuning for the LLM (LLaMA in this paper). The key idea is enabling the LLM to distinguish between items by contrasting their attributes. Our approach involves three essential components: **Prompt Construction, Data Augmentation, and Contrastive Fine-Tuning.**

Prompt Construction. To encourage the LLM to understand the item from a semantic perspective, we construct textual prompts based on its attributes, *e.g.*, name, categories, and others. The designed prompt consists of two parts. One is a domain-related instruction, denoted as I , to inform the LLM about the type of recommendation task. For example, the instruction can be “*The point of interest has the following attributes:*” for a POI recommendation [30]. The other part includes all the attributes of the item, where each attribute is structured in the format “ $\langle \text{Attr}_i \rangle$ is $\langle \text{Content} \rangle$ ”. Here, $\langle \text{Attr}_i \rangle$ and $\langle \text{Content} \rangle$ will be replaced by the attribute name and actual attribute values. Let A_j denote the atomic prompt for each attribute, then the prompt of item i can be formulated as follows:

$$T_i = [I, A_1, A_2, \dots, A_K] \quad (4)$$

where $[\cdot]$ represents the concatenation operation for strings and K is the number of attributes. Due to space constraints, more details of the prompt are in **Appendix A.**

Data Augmentation. As previously discussed, our goal is to fine-tune the LLM to equip it with the capacity to distinguish the items with different attributes. Fundamentally, each item can be considered a negative sample relative to other items, as they represent distinct semantics within the recommendation. By fine-tuning the LLM to push the distance between different items, we improve the uniformity of semantic representations [6, 32], which can subsequently enhance recommendation adaptability. Then, to emphasize the fine-grained impact of item attributes, we propose to randomly drop a certain ratio of the item’s attributes to get two copies of one item. These two copies serve as a pair of positive samples. Specifically, the augmentation process is as follows:

$$\begin{aligned} \hat{T}_i^1 &= [I, \text{RandomDrop}(\{A_j\}_{j=1}^K, r)] \\ \hat{T}_i^2 &= [I, \text{RandomDrop}(\{A_j\}_{j=1}^K, r)] \end{aligned} \quad (5)$$

where $\text{RandomDrop}(\cdot)$ denotes the operation of randomly dropping and r is the ratio for dropping.

Contrastive Fine-tuning. Recent research has demonstrated that LLM can effectively generate high-quality embeddings for text, which are useful for tasks such as retrieval and matching [2, 18, 42]. Inspired by these works, we propose to utilize the LLM embeddings

as the semantic representation of items. In detail, for each item i , we input prompt T_i into the LLM and then average the corresponding word token embeddings from the final transformer layer to produce the LLM embedding, mark as $e_i^{LLM} \in \mathbb{R}^{d_{token}}$. d_{token} represents the dimension of token embedding in the LLM. We then apply in-batch contrastive learning [44] directly to these LLM embeddings. In detail, the augmented textual prompts, \hat{T}_i^1 and \hat{T}_i^2 , are fed into the LLM, producing the corresponding embeddings \hat{e}_i^1 and \hat{e}_i^2 for each item i . After that, the contrastive loss for one side augmentation can be expressed as follows:

$$\mathcal{L}_{CL}^1 = -\frac{1}{B} \sum_{i=1}^B \log \frac{\exp(\text{sim}(\hat{e}_i^1, \hat{e}_i^2)/\tau)}{\sum_{k=1}^B \mathbb{I}_{[i \neq k]} \exp(\text{sim}(\hat{e}_i^1, \hat{e}_k^2)/\tau)} \quad (6)$$

where $\mathbb{I}_{[i \neq k]} \in \{0, 1\}$ is an indicator function and B is the batch size. $\text{sim}(\cdot)$ is a similarity measuring function, which is the inner product in this paper. τ is a trainable temperature coefficient. In the same way, we can get the other side of contrastive loss \mathcal{L}_{CL}^2 by exchanging the positions of \hat{e}_i^1 and \hat{e}_i^2 in the Equation (6). The final loss function used for fine-tuning the LLM is given by:

$$\mathcal{L}_{SCFT} = \mathcal{L}_{CL}^1 + \mathcal{L}_{CL}^2 \quad (7)$$

3.3 Recommendation Adaptation Training (RAT)

While the fine-tuned LLM can generate embeddings that better suit recommendation tasks, two key challenges remain when integrating these embeddings into SRS. The first challenge is the lack of collaborative signals, which are crucial for the effectiveness of SRS models [4]. The second challenge is dimension incompatibility, as the LLM embeddings often largely differ in size from the embeddings typically used in SRS models. To address these challenges, we introduce a Recommendation Adaptation Training (RAT) designed to transform LLM-generated embeddings into final item embeddings suitable for SRS models. The RAT framework consists of three key components. The first component is **Embedding Transformation**, which integrates a trainable adapter to adjust the dimensionality of the LLM embeddings. The second component, **Adaptation**, involves injecting collaborative signals into the adapter by training it alongside the SRS backbone. Finally, **Collaborative Alignment** is devised to assist the optimization.

Embedding Transformation. Previous works [10, 14] have proposed using PCA [34] to reduce the dimension of LLM embeddings, but they face semantic loss. To alleviate this problem, we propose a two-level transformation strategy. At the first level, we also apply PCA to reduce the embedding size, facilitating optimization [9]. However, to preserve the semantics contained in LLM embeddings, we limit the reduction to intermediate size (*e.g.*, 1536), which remains significantly larger than the typical dimensionality of SRS embeddings (usually 128). This process can be formatted as $e^{LLM} \xrightarrow{PCA} \bar{e}^{LLM}$, where e^{LLM} is the LLM embedding derived from the fine-tuned LLM, and $\bar{e}^{LLM} \in \mathbb{R}^{d_m}$ denotes the downsized LLM embedding with d_m being the intermediate size. Following this, we design an adapter to generate the final item embedding, ensuring compatibility with SRS models. For example, the final embedding

of item i can be computed as

$$\mathbf{e}_i = \mathbf{W}_1(\mathbf{W}_2\mathbf{e}^{LLM}) + \mathbf{b}_2 + \mathbf{b}_1 \quad (8)$$

where $\mathbf{W}_1 \in \mathbb{R}^{d \times \frac{d_m}{2}}$, $\mathbf{W}_2 \in \mathbb{R}^{\frac{d_m}{2} \times d_m}$ and $\mathbf{b}_1 \in \mathbb{R}^{d \times 1}$, $\mathbf{b}_2 \in \mathbb{R}^{\frac{d_m}{2} \times 1}$ are parameters of the two-layer adapter. By this transformation process, we can get the final item embeddings from LLM embeddings.

Adaptation. Although the semantic relationships captured by LLM embeddings can significantly benefit long-tail items, the incorporation of collaborative signals remains essential for effective recommendation tasks [4]. Thus, we design an adaptation process to train the derived embeddings. Specifically, we treat the LLM embeddings \mathbf{e}^{LLM} , along with the proposed adapter, as the embedding function referenced in Equation (2). These embeddings are then combined with an SRS backbone to complete the sequential recommendation process, as described in Equation (3). To learn collaborative signals, we update the randomly initialized SRS backbone and the adapter using the loss function specific to the corresponding SRS model, denoted as \mathcal{L}_{SRS} . For example, SASRec [15] adopts the Binary Cross-Entropy loss. It is worth noting that we freeze the parameters of the LLM embeddings \mathbf{e}^{LLM} during training, because the update of it will destroy the original semantic relationships. Consequently, during the RAT stage, only the parameters of the SRS backbone and the adapter are updated.

Collaborative Alignment. As mentioned earlier, only the adapter is trained to transform the semantic LLM embeddings into the final item embeddings. However, this approach may lead to overfitting, as only a small proportion of parameters (i.e., those of the adapter) are updated. To mitigate this problem, we propose to align the derived item embeddings with the well-trained collaborative embeddings. Such an alignment will assist the optimization process by learning coarse collaborative relationships between items. Specifically, we first train an SRS model and take out its embedding layer. Let $\tilde{\mathbf{e}}_i$ denote item i 's embedding of the well-trained SRS model. Then, we design an in-batch contrastive loss to align \mathbf{e}_i with $\tilde{\mathbf{e}}_i$:

$$\mathcal{L}_{align}^1 = -\frac{1}{S} \sum_{i=1}^S \log \frac{\exp(\text{sim}(\mathbf{e}_i, \tilde{\mathbf{e}}_i)/\gamma)}{\sum_{k=1}^S \mathbb{I}_{[i \neq k]} \exp(\text{sim}(\mathbf{e}_i, \tilde{\mathbf{e}}_k)/\gamma)} \quad (9)$$

where S and γ denote the sum of sequence lengths of one batch and the temperature for contrastive learning, respectively. Similarly, we can compute the contrastive loss \mathcal{L}_{align}^2 that aligns $\tilde{\mathbf{e}}_i$ with \mathbf{e}_i . The sum of these two losses is denoted as \mathcal{L}_{align} , used for training the adapter and SRS backbone together with \mathcal{L}_{SRS} .

3.4 Training and Inference

In this section, we will detail the training and inference process. For a more detailed illustration, the corresponding algorithm is provided in **Appendix B**.

Training. During the SCFT stage, we adopt the LoRA [13] technique to fine-tune the LLM, allowing us to save computational resources. Consequently, only the low-rank matrices $\{\mathbf{A}_i, \mathbf{B}_i\}_{i=1}^M$ are trained by \mathcal{L}_{SCFT} , where M is number of layers accompanied by LoRA. In the RAT stage, the optimization process is formulated as:

$$\arg \min_{\Theta, \Phi} \mathcal{L}_{SRS} + \alpha \cdot \mathcal{L}_{align} \quad (10)$$

where Θ represents the parameters of SRS backbone and $\Phi = \{\mathbf{W}_1, \mathbf{W}_2, \mathbf{b}_1, \mathbf{b}_2\}$ is the ones of the adapter. The hyperparameter α controls the strength of the alignment.

Inference. As previously described, a general SRS consists of an SRS backbone and an embedding function. During inference, the well-trained SRS backbone (i.e., parameter Θ) obtained from the RAT stage is used for the **Sequence** procedure. For the embedding function, we generate LLM embeddings for all items using their textual prompts T_i and then feed the dimension-reduced \mathbf{e}^{LLM} to the adapter. As a result, the final embeddings $\mathbf{e}_i \in \mathbb{R}^d$ are precomputed and cached in advance. These generated embeddings replace the weights of the embedding layer, effectively serving as the **Embedding** component. In conclusion, this approach introduces no additional computational burden during inference compared to traditional SRS models.

4 EXPERIMENT

In this section, we will show the experimental results and corresponding analysis to respond to the following Research Questions (RQ).

- **RQ1:** How does the proposed LLMEmb perform, compared with LLM-based baselines? Can the LLMEmb enhance various SRS models?
- **RQ2:** Do all designs for LLMEmb take effect?
- **RQ3:** How do hyper-parameters affect the performance of our LLMEmb?
- **RQ4:** Can the proposed LLMEmb alleviate the long-tail problem in SRS?
- **RQ5:** Can LLMEmb correct embedding distributions?

4.1 Experimental Settings

Dataset. In the experiments, we adopt three real-world datasets for verification, i.e., Yelp, Amazon Beauty, and Amazon Fashion. Yelp includes amounts of check-in records, which can be used for point-of-interest recommendation. Amazon [31] is collected from an e-commerce platform. Beauty and Fashion are two sub-categories of this dataset. We follow the preprocessing of the previous SRS works [15].

Sequential Recommendation Backbones. Since the proposed LLMEmb is a model-agnostic method, it can be integrated with many SRS models. To verify the generality, we test our method and competing baselines on GRU4Rec [11], Bert4Rec [36], and SASRec [15].

Baselines. To verify the effectiveness of our LLMEmb, we compare one state-of-the-art **Long-tail Sequential Recommendation** baseline, i.e., MELT [16], and three up-to-date **LLM-enhanced Sequential Recommendation** baselines, including LLM2X [10], SAID [14], TASLRec [23].

Implementation Details. All the experiments in this paper are conducted on an Intel Xeon Gold 6133 platform, equipped with Tesla V100 GPUs. The code is built on Python 3.9.5 with PyTorch 1.12.0. For a fair comparison, the foundation model used for baselines TASLRec and SAID, and our LLMEmb is LLaMA-7B [38]. The code is available online¹.

¹<https://github.com/liuqidong07/LLMEmb>

Table 1: The overall results of competing methods and LLMEmb on three datasets. The boldface refers to the highest score, and the underline indicates the best result of the baselines. “*” indicates the statistically significant improvements (i.e., two-sided t-test with $p < 0.05$) over the best baseline.

Backbone Model	Yelp				Fashion				Beauty				
	Overall		Tail		Overall		Tail		Overall		Tail		
	H@10	N@10	H@10	N@10	H@10	N@10	H@10	N@10	H@10	N@10	H@10	N@10	
GRU4Rec	- None	0.4879	0.2751	0.0171	0.0059	0.4798	0.3809	0.0257	0.0101	0.3683	0.2276	0.0796	0.0567
	- MELT	<u>0.4985</u>	<u>0.2825</u>	0.0201	0.0079	0.4884	0.3975	0.0291	0.0112	0.3702	0.2161	0.0009	0.0003
	- LLM2X	0.4872	0.2749	0.0201	0.0072	0.4881	0.4100	0.0264	0.0109	0.4151	<u>0.2713</u>	0.0896	0.0637
	- SAID	0.4891	0.2764	0.0180	0.0062	<u>0.4920</u>	<u>0.4168</u>	<u>0.0347</u>	<u>0.0151</u>	<u>0.4193</u>	<u>0.2621</u>	<u>0.0936</u>	<u>0.0661</u>
	- TSLRec	0.4528	0.2509	<u>0.0255</u>	<u>0.0095</u>	0.4814	0.4042	0.0149	0.0071	0.3119	0.1865	0.0750	0.0474
	- LLMEmb	0.5270*	0.2980*	0.1116*	0.0471*	0.5062*	0.4329*	0.1046*	0.0477*	0.4445*	0.2726	0.3183*	0.1793*
Bert4Rec	- None	0.5307	0.3035	0.0115	0.0044	0.4668	0.3613	0.0142	0.0067	0.3984	0.2367	0.0101	0.0038
	- MELT	<u>0.6206</u>	0.3770	0.0429	0.0149	0.4897	0.3810	0.0059	0.0019	0.4716	0.2965	0.0709	0.0291
	- LLM2X	0.6199	<u>0.3781</u>	0.0874	0.0330	0.5109	<u>0.4159</u>	0.0377	0.0169	0.5029	0.3209	0.0927	0.0451
	- SAID	0.6156	0.3732	<u>0.0973</u>	<u>0.0382</u>	<u>0.5135</u>	<u>0.4124</u>	<u>0.0694</u>	<u>0.0433</u>	<u>0.5127</u>	<u>0.3360</u>	<u>0.1124</u>	<u>0.0664</u>
	- TSLRec	0.6069	0.3680	0.0969	<u>0.0388</u>	0.5078	0.4143	0.0418	0.0182	0.4936	0.3178	0.1013	0.0589
	- LLMEmb	0.6294*	0.3881*	0.1876*	0.1094*	0.5244*	0.4238*	0.1485*	0.0764*	0.5247*	0.3485*	0.2430*	0.1224*
SASRec	- None	0.5940	0.3597	0.1142	0.0495	0.4956	0.4429	0.0454	0.0235	0.4388	0.3030	0.0870	0.0649
	- MELT	0.6257	0.3791	0.1015	0.0371	0.4875	0.4150	0.0368	0.0144	0.4334	0.2775	0.0460	0.0172
	- LLM2X	<u>0.6415</u>	<u>0.3997</u>	<u>0.1760</u>	<u>0.0789</u>	0.5210	0.4486	0.0768	0.0473	0.5043	0.3319	<u>0.1608</u>	<u>0.0940</u>
	- SAID	0.6277	0.3841	0.1548	0.0669	<u>0.5316</u>	<u>0.4619</u>	<u>0.0901</u>	<u>0.0540</u>	<u>0.5097</u>	0.3343	0.1549	0.0906
	- TSLRec	0.6152	0.3795	0.1383	0.0620	0.5125	0.4594	0.0652	0.0382	0.4977	<u>0.3366</u>	0.1211	0.0789
	- LLMEmb	0.6647*	0.4113*	0.2951*	0.1456*	0.5521*	0.4730*	0.1513*	0.0826*	0.5277*	0.3460*	0.4194*	0.2595*

Evaluation Metrics. Following the previous works [15, 36], we adopt common used Top-10 Normalized Discounted Cumulative Gain (N@10) and Hit Rate (H@10) as the metrics. Each positive item in the test set will be paired with 100 randomly sampled uninteracted items to calculate the metrics. Besides, for the robustness of the results, we repeatedly conduct each experiment three times with random seeds 42, 43, 44 and report the average values in the following tables and figures.

4.2 Overall Performance (RQ1)

To respond to the RQ1, we show the overall and long-tail performance on three datasets in Table 1. Specifically, according to the Pareto principle [3], we divide the items with the popularity ranked at the last 80% into the Tail group. The results indicate that our LLMEmb can achieve superior performance compared with all competitors. Especially, our method benefits the long-tail items with a large margin. For a more detailed analysis, we find that LLM-based methods often outperform MELT, a collaborative method for the long-tail problem. Such a phenomenon verifies the effectiveness of introducing semantics by the LLM. Comparing these three LLM-based methods, TSLRec often lags behind, because it only adopts the identities instead of textual information of items when using the LLM. Though SAID and LLM2X can also bring a large performance elevation to all SRS models, they are still inferior to LLMEmb, especially for the long-tail items. This comparison indicates our LLMEmb can better maintain the semantic relationship in the original LLM embeddings. In conclusion, due to our design

Table 2: The ablation study conducted on the Yelp dataset and based on the SASRec backbone. The boldface refers to the highest score.

Dataset	Model	Overall		Tail	
		H@10	N@10	H@10	N@10
Yelp	LLMEmb	0.6647	0.4113	0.2951	0.1456
	- w/o SCFT	0.6538	0.4031	0.2474	0.1218
	- w/o adapter	0.6414	0.3968	0.2196	0.1055
	- w/o freeze	0.6257	0.3800	0.1710	0.0740
	- w/o align	0.6598	0.1060	0.2793	0.1310

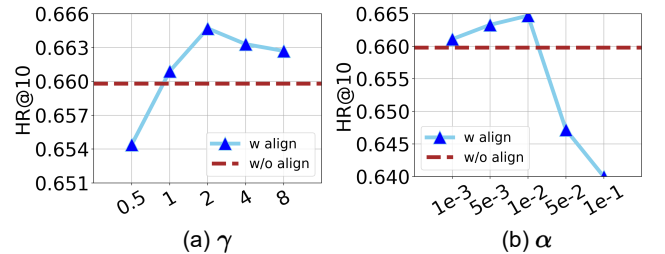


Figure 4: The results of experiments for the temperature γ and the weight α of alignment loss based on the Yelp dataset and SASRec backbone.

of LLM fine-tuning and recommendation adaptation, the proposed LLMEmb can enhance the three SRS models consistently.

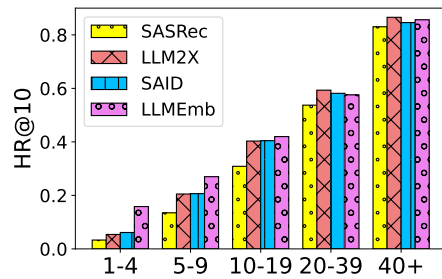


Figure 5: The experimental results of group analysis based on Yelp dataset and SASRec backbone.

4.3 Ablation Study (RQ2)

For RQ2, we have conducted the ablation study and show the results in Table 2. To investigate the effect of the proposed SCFT, we evaluate adopting the LLaMA without fine-tuning to derive LLM embeddings, denoted as *w/o SCFT*. The performance of this variant drops under both overall and tail metrics, highlighting the necessity to fill the **semantic gap** between general LLM and recommendation tasks. Then, we evaluate three variants to verify the designs of RAT. *w/o adapter* means removing the trainable adapter directly, which shows sub-optimal performance. It indicates the effectiveness of transformation. The variant without freezing the LLM embeddings during training, marked as *w/o freeze*, severely harms the performance, suggesting the optimization difficulty in training large-size embedding. *w/o align* eliminating the alignment loss directly illustrates the effectiveness of the collaborative alignment by the performance decrease.

4.4 Hyper-parameter Analysis (RQ3)

The temperature γ and scale α of the collaborative loss are two vital hyper-parameters in our LLMEmb. We show trends with their changes in Figure 4 to answer the RQ3. As the temperature γ changes from 0.5 to 8, the overall HR@10 values of LLMEmb rise first and drop then. The reason lies in that the proper uniformity brought by contrastive learning can assist the optimization [41]. In terms of the scale, the performance gets elevated with α rise from $1e^{-3}$ to $1e^{-2}$, which indicates the effectiveness of the designed alignment. However, larger α downgrades the performance, because the higher intensity of contrastive loss will lead to a convergence dilemma.

4.5 Group Analysis (RQ4)

To explore the long-tail problem more carefully and answer the RQ4, we cluster the items by their popularity in 5 groups and show the results in Figure 5. Observing the figure, we find that the LLM-based methods can benefit the items with any popularity because of the semantic relationships. Compared with LLM2X and SAID, our LLMEmb brings more performance elevation to long-tail items, especially for the 1-4 group. Such a phenomenon validates that our method can better integrate semantics from the LLM into recommendation. However, the LLMEmb underperforms LLM2X for those popular items (e.g., 40+ group) slightly, which indicates a seesaw problem between popular and long-tail items.

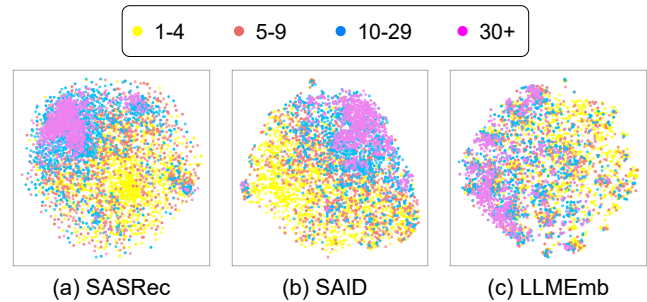


Figure 6: The visualization of embeddings. The LLMEmb and baselines are based on SASRec and the Yelp dataset.

4.6 Visualization (RQ5)

To investigate whether the proposed LLMEmb can correct the skewed distribution of the embeddings, we visualize the distributions by t-SNE in Figure 6. The figure shows that SAID can get a more even distribution by introducing the LLM embeddings. However, it is still congregated by the item’s popularity due to the **semantic loss** issue. In contrast, our LLMEmb gets better embeddings, which are distributed more uniformly. The results respond to RQ5 and reveal the superiority of our LLMEmb intrinsically.

5 RELATED WORKS

Sequential Recommendation. The sequential recommendation aims to capture the user’s preference from his or her historical interactions and then predict the next most possible item [19, 24, 26, 27, 29?]. Many existing SRS works focus on fabricating the neural architecture to get the preference and dynamics more accurately. For example, Caser [37] adopts CNN [17] for sequence modeling, while SASRec [15] firstly integrates self-attention [40] layers. Later, for higher efficiency, some research studies [20, 47] propose the MLP-based structure. On the other hand, the loss function for training SRS models has also been highlighted in recent years. Bert4Rec [36] propose the cloze task to derive the training loss, while CLS4Rec [28] and DuoRec [35] further design the contrastive loss for training the SRS models. However, most existing works have ignored the importance of item embeddings, which often suffer from skewed distribution. In this paper, we propose an LLM-based method to construct better embeddings.

Large Language Model for Recommendation. Many efforts have been made to utilize the powerful LLM for recommendation [43]. A branch of research studies proposes to utilize the LLM for recommendation directly. For instance, TALLRec [1] designs the textual prompt for recommendation tasks, which motivates the LLM to generate the predicted item name. Besides, to combine the collaborative signals into the LLM, E4SRec [21] and LLaRA [22] design a trainable adapter to project the pre-trained item embeddings to language space. Despite the brilliant performance of these models, the direct utilization of the LLM is resource-consuming, which is intolerant to real-time recommendation. For this issue, LLM2X [10], SAID [14] and TSLRec [23] propose to adopt the LLM embeddings to enhance SRS models. Nevertheless, they still face semantic gap and loss, resulting in sub-optimal performance.

6 CONCLUSION

In this paper, we propose a novel LLM-based generator, *i.e.*, LLMEmb, to derive item embeddings for the sequential recommendation. Specifically, to equip the LLM with the capacity to identify the items for recommendation tasks, we devise a supervised contrastive fine-tuning. The fine-tuned LLM can generate recommendation-friendly embeddings. Then, to avoid semantic loss and inject collaborative signals, we propose the recommendation adaptation training to update a trainable adapter. In the end, the well-trained LLM and adapter constitute the LLMEmb and can generate the final item embeddings. We conduct experiments on three real-world datasets and verify the effectiveness of LLMEmb.

REFERENCES

- [1] Keqin Bao, Jizhi Zhang, Yang Zhang, Wenjie Wang, Fuli Feng, and Xiangnan He. 2023. Tallrec: An effective and efficient tuning framework to align large language model with recommendation. In *Proceedings of the 17th ACM Conference on Recommender Systems*. 1007–1014.
- [2] Parishad BehnamGhader, Vaibhav Adlakha, Marius Mosbach, Dzmitry Bahdanau, Nicolas Chapados, and Siva Reddy. 2024. Llm2vec: Large language models are secretly powerful text encoders. *arXiv preprint arXiv:2404.05961* (2024).
- [3] George EP Box and R Daniel Meyer. 1986. An analysis for unreplicated fractional factorials. *Technometrics* 28, 1 (1986), 11–18.
- [4] Renqin Cai, Jibang Wu, Aidan San, Chong Wang, and Hongning Wang. 2021. Category-aware collaborative sequential recommendation. In *Proceedings of the 44th international ACM SIGIR conference on research and development in information retrieval*. 388–397.
- [5] Yupeng Chang, Xu Wang, Jindong Wang, Yuan Wu, Linyi Yang, Kaijie Zhu, Hao Chen, Xiaoyuan Yi, Cunxiang Wang, Yidong Wang, et al. 2024. A survey on evaluation of large language models. *ACM Transactions on Intelligent Systems and Technology* 15, 3 (2024), 1–45.
- [6] Ting Chen, Simon Kornblith, Mohammad Norouzi, and Geoffrey Hinton. 2020. A simple framework for contrastive learning of visual representations. In *International conference on machine learning*. PMLR, 1597–1607.
- [7] Kyunghyun Cho, Bart van Merriënboer, Çağlar Gulçehre, Dzmitry Bahdanau, Fethi Bougares, Holger Schwenk, and Yoshua Bengio. 2014. Learning Phrase Representations using RNN Encoder–Decoder for Statistical Machine Translation. In *Proceedings of the 2014 Conference on Empirical Methods in Natural Language Processing (EMNLP)*. 1724–1734.
- [8] Hui Fang, Danning Zhang, Yiheng Shu, and Guibing Guo. 2020. Deep learning for sequential recommendation: Algorithms, influential factors, and evaluations. *ACM Transactions on Information Systems (TOIS)* 39, 1 (2020), 1–42.
- [9] Ian J Goodfellow, Oriol Vinyals, and Andrew M Saxe. 2014. Qualitatively characterizing neural network optimization problems. *arXiv preprint arXiv:1412.6544* (2014).
- [10] Jesse Harte, Wouter Zorgdrager, Panos Louridas, Asterios Katsifodimos, Dietmar Jannach, and Marios Fragkoulis. 2023. Leveraging large language models for sequential recommendation. In *Proceedings of the 17th ACM Conference on Recommender Systems*. 1096–1102.
- [11] Balázs Hidasi, Alexandros Karatzoglou, Linas Baltrunas, and Domonkos Tikk. 2016. Session-based recommendations with recurrent neural networks. In *The International Conference on Learning Representations*.
- [12] Min Hou, Le Wu, Enhong Chen, Zhi Li, Vincent W Zheng, and Qi Liu. 2019. Explainable fashion recommendation: a semantic attribute region guided approach. In *Proceedings of the 28th International Joint Conference on Artificial Intelligence*. 4681–4688.
- [13] Edward J Hu, Phillip Wallis, Zeyuan Allen-Zhu, Yuanzhi Li, Shean Wang, Lu Wang, Weizhu Chen, et al. 2022. LoRA: Low-Rank Adaptation of Large Language Models. In *International Conference on Learning Representations*.
- [14] Jun Hu, Wenwen Xia, Xiaolu Zhang, Chilin Fu, Weichang Wu, Zhaoxin Huan, Ang Li, Zuoli Tang, and Jun Zhou. 2024. Enhancing sequential recommendation via llm-based semantic embedding learning. In *Companion Proceedings of the ACM on Web Conference 2024*. 103–111.
- [15] Wang-Cheng Kang and Julian McAuley. 2018. Self-attentive sequential recommendation. In *2018 IEEE international conference on data mining (ICDM)*. IEEE, 197–206.
- [16] Kibum Kim, Dongmin Hyun, Sukwon Yun, and Chanyoung Park. 2023. MELT: Mutual Enhancement of Long-Tailed User and Item for Sequential Recommendation. In *Proceedings of the 46th international ACM SIGIR conference on Research and development in information retrieval*. 68–77.
- [17] Yann LeCun, Léon Bottou, Yoshua Bengio, and Patrick Haffner. 1998. Gradient-based learning applied to document recognition. *Proc. IEEE* 86, 11 (1998), 2278–2324.
- [18] Chankyu Lee, Rajarshi Roy, Mengyao Xu, Jonathan Raiman, Mohammad Shoeybi, Bryan Catanzaro, and Wei Ping. 2024. NV-Embed: Improved Techniques for Training LLMs as Generalist Embedding Models. *arXiv preprint arXiv:2405.17428* (2024).
- [19] Chengxi Li, Yejing Wang, Qidong Liu, Xiangyu Zhao, Wanyu Wang, Yiqi Wang, Lixin Zou, Wenqi Fan, and Qing Li. 2023. STRec: Sparse transformer for sequential recommendations. In *Proceedings of the 17th ACM Conference on Recommender Systems*. 101–111.
- [20] Muyang Li, Xiangyu Zhao, Chuan Lyu, Minghao Zhao, Runze Wu, and Ruocheng Guo. 2022. MLP4Rec: A Pure MLP Architecture for Sequential Recommendations. In *31st International Joint Conference on Artificial Intelligence and the 25th European Conference on Artificial Intelligence (IJCAI-ECAI 2022)*. International Joint Conferences on Artificial Intelligence, 2138–2144.
- [21] Xinhang Li, Chong Chen, Xiangyu Zhao, Yong Zhang, and Chunxiao Xing. 2023. E4srec: An elegant effective extensible solution of large language models for sequential recommendation. *arXiv preprint arXiv:2312.02443* (2023).
- [22] Jiayi Liao, Sihang Li, Zhengyi Yang, Jiancan Wu, Yancheng Yuan, Xiang Wang, and Xiangnan He. 2023. Llara: Aligning large language models with sequential recommenders. *arXiv preprint arXiv:2312.02445* (2023).
- [23] Dugang Liu, Shenxian Xian, Xiaolin Lin, Xiaolian Zhang, Hong Zhu, Yuan Fang, Zhen Chen, and Zhong Ming. 2024. A Practice-Friendly Two-Stage LLM-Enhanced Paradigm in Sequential Recommendation. *arXiv preprint arXiv:2406.00333* (2024).
- [24] Qidong Liu, Feng Tian, Qinghua Zheng, and Qianying Wang. 2023. Disentangling interest and conformity for eliminating popularity bias in session-based recommendation. *Knowledge and Information Systems* 65, 6 (2023), 2645–2664.
- [25] Qidong Liu, Xian Wu, Xiangyu Zhao, Yuanshao Zhu, Derong Xu, Feng Tian, and Yefeng Zheng. 2024. When MOE Meets LLMs: Parameter Efficient Fine-tuning for Multi-task Medical Applications. In *Proceedings of the 47th International ACM SIGIR Conference on Research and Development in Information Retrieval*. 1104–1114.
- [26] Qidong Liu, Xian Wu, Xiangyu Zhao, Yuanshao Zhu, Zijian Zhang, Feng Tian, and Yefeng Zheng. 2024. Large language model distilling medication recommendation model. *arXiv preprint arXiv:2402.02803* (2024).
- [27] Qidong Liu, Fan Yan, Xiangyu Zhao, Zhaocheng Du, Huifeng Guo, Ruiming Tang, and Feng Tian. 2023. Diffusion augmentation for sequential recommendation. In *Proceedings of the 32nd ACM International Conference on Information and Knowledge Management*. 1576–1586.
- [28] Zhiwei Liu, Yongjun Chen, Jia Li, Philip S Yu, Julian McAuley, and Caiming Xiong. 2021. Contrastive self-supervised sequential recommendation with robust augmentation. *arXiv preprint arXiv:2108.06479* (2021).
- [29] Ziwei Liu, Qidong Liu, Yejing Wang, Wanyu Wang, Pengyu Jia, Maolin Wang, Zitao Liu, Yi Chang, and Xiangyu Zhao. 2024. Bidirectional Gated Mamba for Sequential Recommendation. *arXiv preprint arXiv:2408.11451* (2024).
- [30] Jing Long, Tong Chen, Quoc Viet Hung Nguyen, and Hongzhi Yin. 2023. Decentralized collaborative learning framework for next POI recommendation. *ACM Transactions on Information Systems* 41, 3 (2023), 1–25.
- [31] Julian McAuley, Christopher Targett, Qinfeng Shi, and Anton Van Den Hengel. 2015. Image-based recommendations on styles and substitutes. In *Proceedings of the 38th international ACM SIGIR conference on research and development in information retrieval*. 43–52.
- [32] Yangxun Ou, Lei Chen, Fenglin Pan, and Yupeng Wu. 2024. Prototypical contrastive learning through alignment and uniformity for recommendation. *arXiv preprint arXiv:2402.02079* (2024).
- [33] Yunzhu Pan, Chen Gao, Jianxin Chang, Yanan Niu, Yang Song, Kun Gai, Depeng Jin, and Yong Li. 2023. Understanding and modeling passive-negative feedback for short-video sequential recommendation. In *Proceedings of the 17th ACM conference on recommender systems*. 540–550.
- [34] Karl Pearson. 1901. LIII. On lines and planes of closest fit to systems of points in space. *The London, Edinburgh, and Dublin philosophical magazine and journal of science* 2, 11 (1901), 559–572.
- [35] Ruihong Qiu, Zi Huang, Hongzhi Yin, and Zijian Wang. 2022. Contrastive learning for representation degeneration problem in sequential recommendation. In *Proceedings of the fifteenth ACM international conference on web search and data mining*. 813–823.
- [36] Fei Sun, Jun Liu, Jian Wu, Changhua Pei, Xiao Lin, Wenwu Ou, and Peng Jiang. 2019. BERT4Rec: Sequential recommendation with bidirectional encoder representations from transformer. In *Proceedings of the 28th ACM international conference on information and knowledge management*. 1441–1450.
- [37] Jiayi Tang and Ke Wang. 2018. Personalized top-n sequential recommendation via convolutional sequence embedding. In *Proceedings of the eleventh ACM international conference on web search and data mining*. 565–573.
- [38] Hugo Touvron, Thibaut Lavril, Gautier Izacard, Xavier Martinet, Marie-Anne Lachaux, Timothée Lacroix, Baptiste Rozière, Naman Goyal, Eric Hambro, Faisal Azhar, et al. 2023. Llama: Open and efficient foundation language models. *arXiv*

- preprint arXiv:2302.13971* (2023).
- [39] Laurens Van der Maaten and Geoffrey Hinton. 2008. Visualizing data using t-SNE. *Journal of machine learning research* 9, 11 (2008).
- [40] Ashish Vaswani, Noam Shazeer, Niki Parmar, Jakob Uszkoreit, Llion Jones, Aidan N Gomez, Lukasz Kaiser, and Illia Polosukhin. 2017. Attention is all you need. *Advances in neural information processing systems* 30 (2017).
- [41] Feng Wang and Huaping Liu. 2021. Understanding the behaviour of contrastive loss. In *Proceedings of the IEEE/CVF conference on computer vision and pattern recognition*. 2495–2504.
- [42] Liang Wang, Nan Yang, Xiaolong Huang, Linjun Yang, Rangan Majumder, and Furu Wei. 2023. Improving text embeddings with large language models. *arXiv preprint arXiv:2401.00368* (2023).
- [43] Likang Wu, Zhi Zheng, Zhaopeng Qiu, Hao Wang, Hongchao Gu, Tingjia Shen, Chuan Qin, Chen Zhu, Hengshu Zhu, Qi Liu, et al. 2023. A survey on large language models for recommendation. *arXiv preprint arXiv:2305.19860* (2023).
- [44] Zhen Yang, Tinglin Huang, Ming Ding, Yuxiao Dong, Rex Ying, Yukuo Cen, Yangliao Geng, and Jie Tang. 2023. Batchesampler: Sampling mini-batches for contrastive learning in vision, language, and graphs. In *Proceedings of the 29th ACM SIGKDD Conference on Knowledge Discovery and Data Mining*. 3057–3069.
- [45] Wayne Xin Zhao, Kun Zhou, Junyi Li, Tianyi Tang, Xiaolei Wang, Yupeng Hou, Yingqian Min, Beichen Zhang, Junjie Zhang, Zican Dong, et al. 2023. A survey of large language models. *arXiv preprint arXiv:2303.18223* (2023).
- [46] Guorui Zhou, Xiaoqiang Zhu, Chenru Song, Ying Fan, Han Zhu, Xiao Ma, Yanghui Yan, Junqi Jin, Han Li, and Kun Gai. 2018. Deep interest network for click-through rate prediction. In *Proceedings of the 24th ACM SIGKDD international conference on knowledge discovery & data mining*. 1059–1068.
- [47] Kun Zhou, Hui Yu, Wayne Xin Zhao, and Ji-Rong Wen. 2022. Filter-enhanced MLP is all you need for sequential recommendation. In *Proceedings of the ACM web conference 2022*. 2388–2399.

A PROMPT CONSTRUCTION

Different from the embedding layer of traditional recommender systems, our LLMEmb receives the texts of items to extract their semantics. Thus, the construction of the item prompts is a necessary process for the proposed LLM-based embedding generator. We mainly adopt the item’s informative attributes to derive the prompt. The prompt templates for each dataset are shown as follows:

Prompt Template for Yelp

The point of interest has the following attributes:
name is <NAME>; category is <CATEGORY>; type is <TYPE>; open status is <OPEN>; review count is <COUNT>; city is <CITY>; average score is <STARS>.

Prompt Template for Amazon Fashion

The fashion item has the following attributes:
name is <TITLE>; brand is <BRAND>; score is <DATE>; price is <PRICE>; feature is <FEATURE>; technique is <TECH1>; detail is <DETAILS>; description is <DESCRIPTION>.

Prompt Template for Amazon Beauty

The beauty item has the following attributes:
name is <TITLE>; brand is <BRAND>; price is <PRICE>; categories is <CATEGORIES>; descriptions is <DESCRIPTION>.

The underlined words in the template, e.g., <NAME>, indicate the positions in which the attributes of the raw dataset should be placed.

Algorithm 1 Training and inference process of LLMEmb

- 1: Indicate the sequential recommendation backbone.
- 2: Indicate the middle size d_m for LLM embeddings.
- 3: Indicate the temperature γ and scale α for the collaborative alignment.
- 4: Pre-train a sequential recommendation model and save the collaborative embedding \tilde{e}_i for each item.

Stage 1: Supervised Contrastive Fine-Tuning

- 5: Construct the textual prompt T_i for each item.
- 6: **for** a batch of items B in \mathcal{V} **do**
- 7: Derive two copies \hat{T}_i^1 and \hat{T}_i^2 for each item of B by Equation (5).
- 8: Calculate the contrastive loss \mathcal{L}_{SCFT} by Equation (6) and (7).
- 9: Freeze the parameters of the LLM and update the low-rank matrices $\{\mathbf{A}_i, \mathbf{B}_i\}_{i=1}^M$.
- 10: **end for**
- 11: Derive the LLM embeddings e^{LLM} for all items.

Stage 2: Recommendation Adaptation Training

- 12: Reduce the dimension of the LLM embeddings by PCA and get \tilde{e}^{LLM} .
- 13: **while** Convergence **do**
- 14: Embed all items in user sequence by Equation (8) and get the embedding sequence \tilde{Q} .
- 15: Use the SRS backbone to derive user representation by Equation (3) and calculate the loss \mathcal{L}_{SRS} .
- 16: Calculate the collaborative alignment loss \mathcal{L}_{align} and get the loss \mathcal{L}_{RAT} for training by Equation (10).
- 17: Freeze the LLM embedding e^{LLM} and only update the parameters Θ and Φ .
- 18: **end while**

Inference

- 18: Derive the embeddings $\{e_i\}_{i=1}^{|\mathcal{V}|}$ for all items by the well-trained LLM and adapter.
- 19: Utilize $\{e_i\}_{i=1}^{|\mathcal{V}|}$ as the embedding function and Θ as the SRS backbone for inference.

B ALGORITHM FOR LLMEMB

Firstly, we should specify the SRS backbone and hyper-parameters (lines 1-3). Besides, pre-train an SRS model for its item embeddings (line 4). Then, there are two stages for training, i.e., Supervised Contrastive Fine-Tuning (SCFT) and Recommendation Adaptation Training (RAT). In the first stage, we will construct the textual prompts for all items (line 5). Next, LoRA [13, 25] fine-tune the LLM by the designed contrastive learning (lines 6-10). The fine-tuned LLM is able to derive recommendation-friendly LLM embeddings (line 11). As a start of RAT, we first reduce the dimension of LLM embeddings to a middle size (line 12). Then, train the proposed adapter and an SRS backbone to inject the collaborative signals into the LLM embeddings (lines 13-18). In terms of inference, we utilize the well-trained LLM and adapter to derive all item embeddings and cache them (line 18). Finally, we can adopt the embeddings and SRS backbone trained in RAT for service (line 19).