

DATransNet: Dynamic Attention Transformer Network for Infrared Small Target Detection

Chen Hu, Yian Huang, *Student Member, IEEE*, Kexuan Li, Luping Zhang, Chang Long, Yiming Zhu, Tian Pu, and Zhenming Peng, *Member, IEEE*

Abstract—Infrared small target detection (ISTD) is widely used in civilian and military applications. However, ISTD encounters several challenges, including the tendency for small and dim targets to be obscured by complex backgrounds. To address this issue, we propose the Dynamic Attention Transformer Network (DATransNet), which aims to extract and preserve detailed information vital for small targets. DATransNet employs the Dynamic Attention Transformer (DATrans), simulating central difference convolutions (CDC) to extract gradient features. Furthermore, we propose a global feature extraction module (GFEM) that offers a comprehensive perspective to prevent the network from focusing solely on details while neglecting the global information. We compare the network with state-of-the-art (SOTA) approaches and demonstrate that our method performs effectively. Our source code is available at <https://github.com/greekinRoma/DATransNet>.

Index Terms—Infrared small target detection (ISTD), convolution neural network (CNN), Dynamic Attention Transformer, global feature extraction.

I. INTRODUCTION

INFRARED small target detection (ISTD) is vital for various fields. Currently, ISTD methods can be categorized into model-driven and data-driven methods.

Model-driven methods include three main approaches. 1) Filter-based methods, such as the Tophat [1]. 2) Methods based on the human visual system (HVS), such as the local contrast measure (LCM) [2] and multi-patch contrast measure (MPCM) [3]. 3) Low-rank matrix decomposition and reconstruction methods, such as infrared patch image (IPI) [4], and reweighted infrared patch tensor (RIPT) [5].

With the advancement of deep learning, data-driven approaches have achieved substantial progress in ISTD. For example, the Asymmetric Context Modulation (ACM) network [6] introduces asymmetric feature fusion, an alternative to conventional skip connections in U-Net. The dense nested attention network (DNANet) [7] implements a multilayer

nested architecture that supports progressive and adaptive interactions between feature layers. Moreover, UIUNet [8] enhances the detection of local target contrasts by integrating multiple U-Net structures and using interactive cross-attention mechanisms for feature fusion. Additionally, Gated-shaped TransUnet (GSTUnet) [9] merges Vision Transformer with CNNs in the encoder to learn both global and local information. Receptive-field and Direction-induced Attention Network (RDIAN) [10] utilizes different receptive fields and multi-direction-guided attention to enhance the features of targets. Attentional Local Contrast Network (ALCNet) [11] designs a bottom-up attention modulation to strengthen the small target characteristics. Attention-guided Pyramid Context Network (AGPCNet) [12] divides the image into several patches and computes both global and local associations. Yuan et al. [13] propose the Spatial-channel Cross Transformer Network (SCTransNet), which uses the Spatial-channel Cross Transformer Blocks (SCTBs) to improve the capacity of global information modelling. Generally, these data-driven methods surpass traditional model-driven approaches.

Although data-driven methods achieve excellent performance, they often struggle with limited ability to capture details and weak global perceptual capabilities. To address these limitations, we propose a novel framework called the Dynamic Attention Transformer Network (DATransNet). DATransNet incorporates two key modules. We first introduce the Dynamic Attention Transformer (DATrans), which is good at capturing details. Then, the Global Feature Extractor Module (GFEM) gives our model a global perspective over the whole image.

The main contributions of this letter are as follows.

- 1) We propose DATransNet, which utilizes DATrans to extract detailed information by simulating the central difference convolution (CDC) with dynamic weights.
- 2) We introduce GFEM to incorporate global information into our network.
- 3) We conducted comparative experiments on the IRSTD-1K and NUDT-SIRST datasets, and the results show that DATransNet outperforms many existing methods.

II. METHODS

The overall architecture of DATransNet is illustrated in Fig. 1. DATransNet is based on U-Net and implements DATrans and GFEM to extract detailed information and contextual features, respectively.

arXiv:2409.19599v5 [cs.CV] 11 Jan 2026

Manuscript received XXX XXX, XXX; revised XXX XXX, XXX.

This work was supported by Natural Science Foundation of Sichuan Province of China (Grant No. 2025ZNSFSC0522) and partially supported by National Natural Science Foundation of China (Grant No.61775030, Grant No.61571096). (Corresponding authors: Zhenming Peng; Tian Pu.)

Chen Hu, Yian Huang, Kexuan Li, Chang Long, Luping Zhang, Tian Pu, and Zhenming Peng are with the Laboratory of Imaging Detection and Intelligent Perception and the School of Information and Communication Engineering, University of Electronic Science and Technology of China, Chengdu 610054, China (e-mail: 202221011506@std.uestc.edu.cn; huangyian@std.uestc.edu.cn; 202322011823@std.uestc.edu.cn; anguing@foxmail.com; lc243265379@gmail.com; putian@uestc.edu.cn; zmpeng@uestc.edu.cn)

Yiming Zhu is with School of Science, Hangzhou Dianzi University, Hangzhou, China. (e-mail:yiming_zhu_grokcv@163.com)

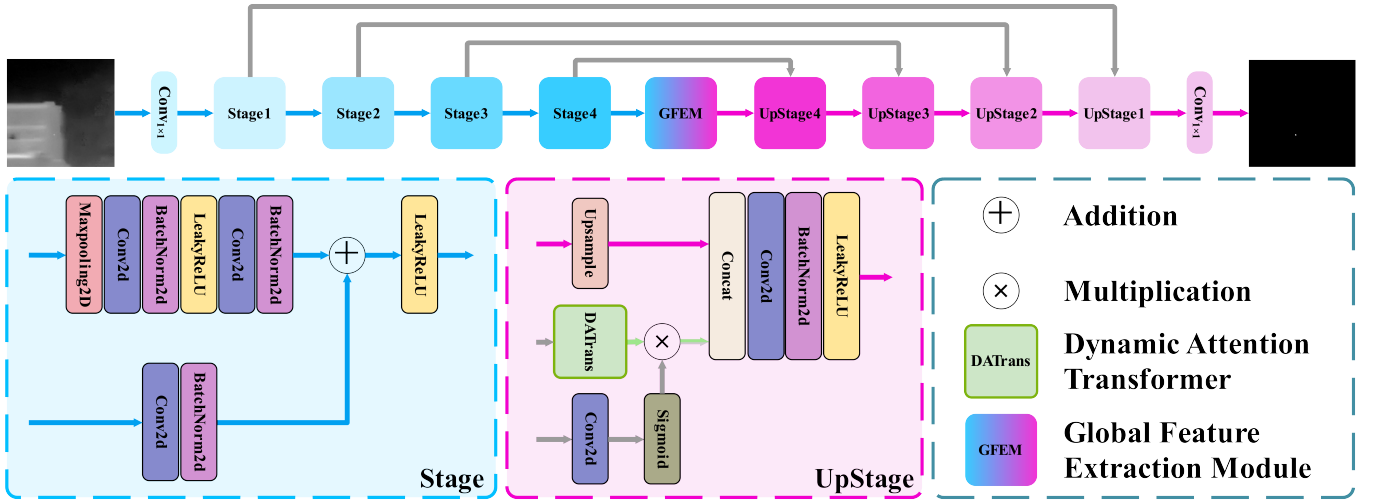


Fig. 1: The overall structure of DATransNet. The red represents the upsampling stage (UpStage), and the blue corresponds to the downsampling stage (Stage).




Fig. 2: The first column is the original image, and the following 8 columns are the results of the original image using different edge convolutions across various directions.

A. Dynamic Attention Transformer (DATrans)

As shown in Fig. 2, the targets in ISTD are small and dim and do not have complex texture information. Therefore, the details in the image are vital for ISTD. An effective approach to extracting the details is to take advantage of the differences between local pixels and their surroundings, such as CDCs. CDCs are defined in Eq. 1.

$$out_{\hat{c}xy} = \sum_{i=0}^{c_{inp}-1} \sum_{j=0}^7 w_{\hat{c}ijxy} (b_{ijxy} - o_{ixy}) \quad (1)$$

Here, c_{inp} represents the number of input channels, o_{ixy} denotes the input value at the i -th channel and position (x, y) , and b_{ijxy} refers to the j -th surrounding value around o_{ixy} . $out_{\hat{c}xy}$ denotes the output of the \hat{c} -th channel at position (x, y) . $w_{\hat{c}ijxy}$ is the weight applied to the difference $b_{ijxy} - o_{ixy}$.

The importance of different edge-convolution results varies from image to image. As shown in Fig. 2, the target in the upper image of the last column is clearly distinct, while that in the bottom row appears blurry. So, the importance of difference results in various directions is varied for different images. The weights $w_{\hat{c}ijxy}$ of the CDCs should be dynamically adjusted in response to changes in the input images.

We divide Eq. 1 into a fusion of Eq. 2, Eq. 3, and Eq. 4.

Eq. 2 and Eq. 3 describe the process of extracting difference features $T^n \in \mathbb{R}^{8c_{inp} \times (wh)}$, as shown in Fig. 3. We apply edge convolutions with a dilation ratio of n to get $D^n \in \mathbb{R}^{8c_{inp} \times w \times h}$ from the input image $I \in \mathbb{R}^{c_{inp} \times w \times h}$,

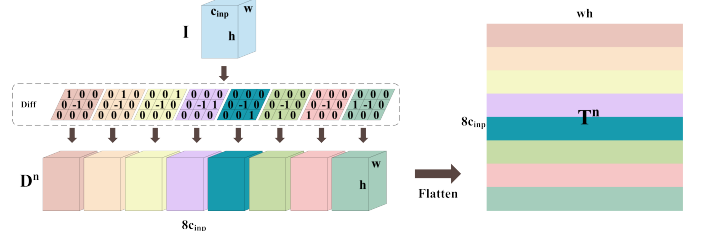


Fig. 3: T^n is derived by applying edge detection convolutions with a dilation ratio of n to the image I , followed by flattening the output.

as outlined in Eq. 2. The *Diff* refers to performing eight edge convolutions on the input image. In Eq. 3, the *Flatten* reshapes D^n into T^n . In addition, w represents the input width, h denotes the input height, and c_{inp} denotes the number of input channels. In the process, we convert the spatial differences between eight neighborhoods to the dimension of the channel.

Then we use the weight matrix $M_w \in \mathbb{R}^{c_o \times 8c_{inp}}$ to obtain the output $Out \in \mathbb{R}^{8c_{inp} \times (wh)}$, as shown in Eq. 4, where *Reshape* refers to the transformation process transforming $M_w T^n$ into $Out^n \in \mathbb{R}^{c_o \times w \times h}$ and c_o is the number of output channels.

$$D^n = Diff(I) \quad (2)$$

$$T^n = Flatten(D^n) \quad (3)$$

$$Out^n = Reshape(M_w T^n) \quad (4)$$

When M_w in Eq. 4 changes with the input image I , the CDCs may also vary accordingly. Based on the analysis, we introduce the DATrans to simulate CDCs with dynamic weights for different directions. The structure of DATrans is shown in Fig. 4.

To improve the detection capability for a variety of targets, we utilize varying dilation ratios across different heads in




Fig. 6: Visual results from varied data-driven methods. The red, green and yellow boxes represent detected targets, missed targets, and false alarms.

A. Dataset and Evaluation Metrics

The datasets used for evaluating the DATransNet are NUDT-SIRST [7] and IRSTD-1K [16]. The NUDT-SIRST dataset consists of 1327 images whose resolution is 256×256, with a split of 332 images for testing, 332 for validation, and 663 for training. The IRSTD-1K dataset contains 1001 images with a resolution of 512×512. We select 101 images for testing, 100 images for validation, and 800 images for training. The evaluation metrics include mean intersection over union ($mIoU$), F1-measure (F_1), the probability of detection (P_d), and false alarm rate (F_a).

B. Experimental Environment and Parameter Settings

All models are built on the PyTorch framework and are trained on an NVIDIA GeForce RTX 4080 GPU. We employ the Adam optimizer, starting with an initial learning rate of 5×10^{-4} . This learning rate is reduced to 5×10^{-5} at epoch 200 and further decreases to 5×10^{-6} . The batch size is 4, and there are 400 epochs.

C. Ablation Study

1) *Studies of Module-wise Performance Gain*: In this ablation study, we begin with the baseline. Then, we test the performance of the DATransNet's module, and the results are shown in Tab. I. The integration of DATrans and GFEM leads to a progressive enhancement in the performance of our network.

2) *Studies of Dilation Rate for DATrans*: As mentioned in Section II-A, DATrans employs varying dilation rates across different detection heads. Tab. II demonstrates the efficacy of this strategy, as models with diverse dilation ratios outperform those with a single rate. Furthermore, networks with dilation ratios of 1 and 3 yield superior results.

TABLE I: Studies Of Different Components on NUDT-SIRST (The best results are **bold**)

Module	mIoU(%)	F_1 (%)	P_d (%)	$F_a(10^{-6})$
U-Net	91.31	95.44	97.98	4.46
U-Net+DATrans	94.25	97.03	98.83	2.73
U-Net+GFEM	92.32	96.14	96.30	3.96
U-Net+DATrans+GFEM	94.93	97.39	99.04	2.00

TABLE II: Studies on different dilation rates on NUDT-SIRST (The best results are **bold**)

Dilation Rate	mIoU(%)	F_1 (%)	P_d (%)	$F_a(10^{-6})$
1	93.53	96.30	98.89	5.58
1,2	94.41	97.12	98.83	2.46
1,3	94.93	97.39	99.04	2.00
1,5	94.24	97.03	98.65	1.47
1,2,3,4	94.58	97.20	98.04	2.21

3) *Studies of GFEM*: As mentioned in III, we conduct the experiments on the modules in the GFEM. The network combining the two modules performs better with a slight increase in computational complexity.

D. Comparison with State-of-the-art (SOTA) Methods

We compare it with several SOTA methods on NUDT-SIRST and IRSTD-1K, including SCTransNet [13], UIUNet [8], ACM [6], ALCNet [11], AGPCNet [12], RDIAN [10], and DNANet [7]. In addition, deep supervision is not employed to ensure equality in any of the networks. We used DATransNet with dilation ratios of 1 and 3 for comparative evaluation. The

TABLE III: Studies on GFEM on NUDT-SIRST (The best results are **bold**)

Non-local	SE Block	Params(M)	GFLOPs(G)	mIoU(%)	F_1 (%)
—	—	3.70	10.82	94.25	97.03
✓	—	4.03	10.89	94.69	97.27
—	✓	<u>4.02</u>	<u>10.89</u>	94.53	97.19
✓	✓	4.04	10.90	94.93	97.39

TABLE IV: Quantitative Comparison With Different Methods on NUDT-SIRST and IRSTD-1K (The best results are **bold**, second best results are underline.)

Model	Metrics Params(M)	NUDT-SIRST				IRSTD-1K			
		mIoU(%)	F_1 (%)	P_d (%)	$F_a(10^{-6})$	mIoU(%)	F_1 (%)	P_d (%)	$F_a(10^{-6})$
ACM [6]	0.40	70.97	82.99	97.67	7.33	64.09	78.11	88.55	17.21
RDIAN [10]	0.90	87.78	93.47	97.88	9.67	65.68	79.30	91.24	10.31
ALCNet [11]	0.37	92.45	96.08	98.94	2.62	65.05	78.60	90.57	19.42
DNANet [7]	4.69	93.73	96.70	99.25	4.55	66.73	80.08	89.22	7.97
UIU-Net [8]	50.54	<u>94.11</u>	<u>96.96</u>	97.98	0.74	<u>67.94</u>	<u>80.90</u>	90.57	24.44
SCTransNet [13]	11.19	93.83	96.77	98.20	<u>1.56</u>	65.83	79.40	90.57	14.50
Ours	4.04	94.93	97.39	<u>99.04</u>	2.00	68.56	81.34	93.60	24.96

results of the experiments include qualitative and quantitative results.

1) **Qualitative Results:** As shown in Fig. 6, our model preserves the shape of targets more closely to ground truth with low missed detections and false alarms.

2) **Quantitative Results:** As shown in the Tab. IV, our method achieves impressive performance, including a $mIoU$ of 94.93%, an $F1$ score of 97.39%, and a Pd of 99.04%, a F_a of 2.00×10^{-6} . Similarly, on the IRSTD-1K dataset, our method is a leading network.

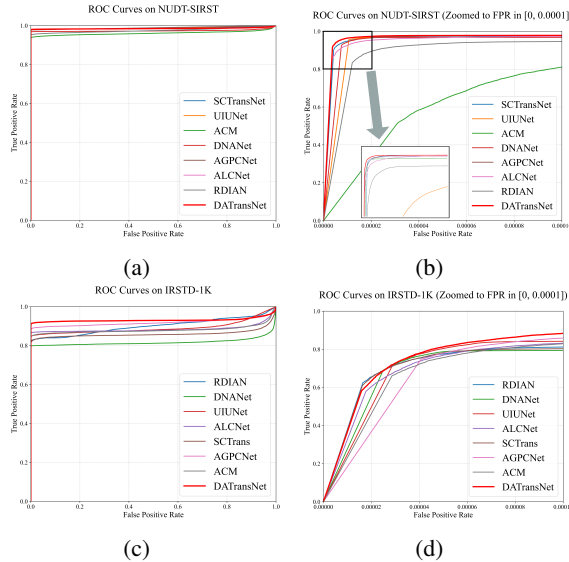


Fig. 7: ROC curves of varied networks on NUDT-SIRST and IRSTD-1K datasets.

Furthermore, we used the ROC curve to analyze the performance of various models, as depicted in Fig. 7. The model proposed in this article consistently shows good performance in both ROC and $mIoU$.

IV. CONCLUSION

In this Letter, we propose an ISTD network that enhances detection performance. DATrans was proposed to enhance the network's local gradient feature extraction and detection performance. Additionally, we propose the GFEM, which focuses on global perception across the entire feature map and learns relationships between distant pixels. We have conducted extensive experiments, indicating satisfied results with fewer parameters. The model is still a black-box approach because its capability for dynamic weight adjustments lacks mathematical proof. Moreover, it suffers from false alarms when processing high-noise images. To address these limitations, we aim to

improve the model in two ways. At first, we plan to improve the interpretability of the network. Then, we would like to integrate temporal information into the model to improve its robustness.

REFERENCES

- [1] V. T. Tom, T. Peli, M. Leung, and J. E. Bondaryk, "Morphology-based algorithm for point target detection in infrared backgrounds," in *Signal and Data Processing of Small Targets*, vol. 1954. SPIE, 1993, pp. 2–11.
- [2] C. P. Chen, H. Li, Y. Wei, T. Xia, and Y. Y. Tang, "A local contrast method for small infrared target detection," *IEEE Transactions on Geoscience and Remote Sensing*, vol. 52, no. 1, pp. 574–581, 2013.
- [3] Y. Wei, X. You, and H. Li, "Multiscale patch-based contrast measure for small infrared target detection," *Pattern Recognition*, vol. 58, pp. 216–226, 2016.
- [4] C. Gao, D. Meng, Y. Yang, Y. Wang, X. Zhou, and A. G. Hauptmann, "Infrared patch-image model for small target detection in a single image," *IEEE Transactions on Image Processing*, vol. 22, no. 12, pp. 4996–5009, 2013.
- [5] Y. Dai and Y. Wu, "Reweighted infrared patch-tensor model with both nonlocal and local priors for single-frame small target detection," *IEEE Journal of Selected Topics in Applied Earth Observations and Remote Sensing*, vol. 10, no. 8, pp. 3752–3767, 2017.
- [6] Y. Dai, Y. Wu, F. Zhou, and K. Barnard, "Asymmetric contextual modulation for infrared small target detection," in *IEEE Winter Conference on Applications of Computer Vision*. IEEE, 2021, pp. 950–959.
- [7] B. Li, C. Xiao, L. Wang, Y. Wang, Z. Lin, M. Li, W. An, and Y. Guo, "Dense nested attention network for infrared small target detection," *IEEE Transactions on Image Processing*, vol. 32, pp. 1745–1758, 2023.
- [8] X. Wu, D. Hong, and J. Chanussot, "UIU-Net: U-Net in u-net for infrared small object detection," *IEEE Transactions on Image Processing*, vol. 32, pp. 364–376, 2022.
- [9] Y. Zhu, Y. Ma, F. Fan, J. Huang, K. Wu, and G. Wang, "Towards accurate infrared small target detection via edge-aware gated transformer," *IEEE Journal of Selected Topics in Applied Earth Observations and Remote Sensing*, vol. 32, pp. 1745–1758, 2024.
- [10] H. Sun, J. Bai, F. Yang, and X. Bai, "Receptive-field and direction induced attention network for infrared dim small target detection with a large-scale dataset IRDST," *IEEE Transactions on Geoscience and Remote Sensing*, vol. 61, pp. 1–13, 2023.
- [11] Y. Dai, Y. Wu, F. Zhou, and K. Barnard, "Attentional local contrast networks for infrared small target detection," *IEEE Transactions on Geoscience and Remote Sensing*, vol. 59, no. 11, pp. 9813–9824, 2021.
- [12] T. Zhang, L. Li, S. Cao, T. Pu, and Z. Peng, "Attention-guided pyramid context networks for detecting infrared small target under complex background," *IEEE Transactions on Aerospace and Electronic Systems*, 2023.
- [13] S. Yuan, H. Qin, X. Yan, N. Akhtar, and A. Mian, "SCTransNet: Spatial-channel cross transformer network for infrared small target detection," *IEEE Transactions on Geoscience and Remote Sensing*, vol. 62, pp. 1–15, 2024.
- [14] X. Wang, R. Girshick, A. Gupta, and K. He, "Non-local neural networks," in *IEEE Conference on Computer Vision and Pattern Recognition*. IEEE, 2018, pp. 7794–7803.
- [15] J. Hu, L. Shen, and G. Sun, "Squeeze-and-excitation networks," in *IEEE Conference on Computer Vision and Pattern Recognition*. IEEE, 2018, pp. 7132–7141.
- [16] M. Zhang, R. Zhang, Y. Yang, H. Bai, J. Zhang, and J. Guo, "ISNet: Shape matters for infrared small target detection," in *IEEE Conference on Computer Vision and Pattern Recognition*. IEEE, 2022, pp. 877–886.