




# FoodMLLM-JP: Leveraging Multimodal Large Language Models for Japanese Recipe Generation

Yuki Imajuku <sup>1</sup>, Yoko Yamakata <sup>1</sup>, and Kiyoharu Aizawa <sup>1</sup>

The University of Tokyo, Tokyo, Japan  
{imajuku,yamakata,aizawa}@hal.t.u-tokyo.ac.jp

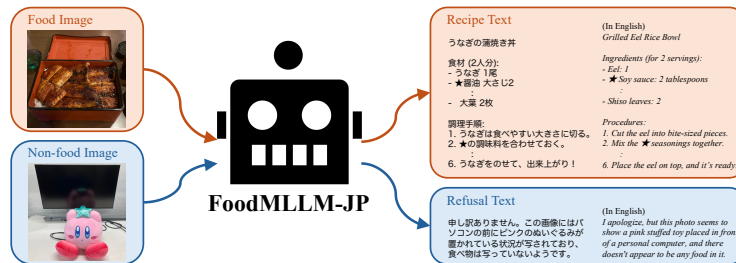
**Abstract.** Research on food image understanding using recipe data has been a long-standing focus due to the diversity and complexity of the data. Moreover, food is inextricably linked to people’s lives, making it a vital research area for practical applications such as dietary management. Recent advancements in Multimodal Large Language Models (MLLMs) have demonstrated remarkable capabilities, not only in their vast knowledge but also in their ability to handle languages naturally. While English is predominantly used, they can also support multiple languages including Japanese. This suggests that MLLMs are expected to significantly improve performance in food image understanding tasks. We fine-tuned open MLLMs LLaVA-1.5 and Phi-3 Vision on a Japanese recipe dataset and benchmarked their performance against the closed model GPT-4o. We then evaluated the content of generated recipes, including ingredients and cooking procedures, using 5,000 evaluation samples that comprehensively cover Japanese food culture. Our evaluation demonstrates that the open models trained on recipe data outperform GPT-4o, the current state-of-the-art model, in ingredient generation. Our model achieved F1 score of 0.531, surpassing GPT-4o’s F1 score of 0.481, indicating a higher level of accuracy. Furthermore, our model exhibited comparable performance to GPT-4o in generating cooking procedure text.

**Keywords:** food computing · recipe text generation · multimodal large language models · large multimodal models · vision and language.

## 1 Introduction

The task of understanding food images such as estimating dish names and ingredients from food images has been an active area of research, particularly within the context of leveraging recipe data [34,26,33,29,39,8,35,41]. The ability to extract information from food images has promising applications in personalized dietary management, such as nutrient estimation and the identification of potential allergens. Given the profound connection between dietary habits and individual well-being, research in this domain holds substantial importance.

The realm of image understanding and captioning has witnessed remarkable progress in recent years, driven by the advent of Multimodal Large Language Models (MLLMs) [27,11,3]. While these powerful models are accessible via APIs,



**Fig. 1.** Overview of our models. **Up:** the example of generated recipe text from input food image. **Down:** the example of generated refusal text from input non-food image. Both of them are in Japanese and generated from a our model.

they remain closed, incurring usage fees and obscuring their underlying technical details. Training Large Language Models (LLMs) typically demands vast computational resources, rendering individual training efforts challenging. However, the release of open LLMs, represented by Meta’s Llama [37], has democratized access to these models [36,24,2,12,15,4,1]. This has led to extensive research on building MLLMs utilizing these models, leading to the availability of locally deployable MLLMs [2,6,23,22,5,40,7]. Consequently, research on leveraging these open MLLMs for specific domains is gaining momentum [19,17,41].

In this research, we focus on the task of generating recipe text from food images. We conduct a comprehensive investigation into the capabilities of MLLMs in understanding food by performing extensive evaluations of the recipes generated from food images, comparing different methods and training data for fine-tuning MLLMs, and providing a holistic analysis from MLLM training to evaluation. Furthermore, this research marks the first exploration of recipe generation tasks in a non-English language (Japanese) by utilizing the Rakuten Recipe dataset [32], a Japanese recipe dataset. To evaluate MLLMs from the perspective of understanding Japanese food culture, we aim to assess a diverse range of meals equitably. We created a new 50-category evaluation scheme based on meal types (e.g., staple food, main dishes) and main ingredients (e.g., meat, fish), using 5,000 recipes. Moreover, unlike previous recipe generation research, we preserve the original text without performing normalization processing on ingredients or cooking procedure descriptions. In conjunction with this, we propose a novel evaluation methodology to evaluate free-form ingredient lists using LLMs. Additionally, taking advantage of the versatility of MLLMs, we explore a new approach by incorporating non-food images and their captions during training. This allows the model to determine whether an input image is a food image before generating recipe text. Figure 1 describes this feature. This approach is significant as it allows the model to handle undesirable or malicious inputs in real-world applications without requiring a separate model. Experiments show that our fine-tuned open MLLMs on recipe data achieve an F1 score of 0.531 for ingredient lists, outperforming the closed MLLM GPT-4o with an F1 score of 0.481 in accurately estimating used ingredients. In terms of cooking procedure

text generation, we achieve a sacreBLEU score of 6.261, comparable to GPT-4o’s score of 7.223. Our contributions can be summarized in the following three points:

**Comprehensive Pipeline** We present a comprehensive pipeline that includes the preparation for fine-tuning open-source MLLMs to evaluation based on curated evaluation data that considers food culture. Additionally, we conduct the first attempt to evaluate the recipe generation capability from food images in a non-English language (Japanese).

**Diverse Data** Leveraging the versatility of MLLMs, we retain the original recipe text as created by humans, while also incorporating non-food images and their captions into the training process. This approach introduces greater data diversity compared to previous recipe generation studies. We observed that, for certain MLLMs, increasing the data even with non-recipe content can lead to performance improvements.

**Fine-tuning Insights** Through the task of recipe text generation from food images, we analyze the performance differences caused by different base MLLMs and adjusting parameters of MLLMs during fine-tuning. We demonstrate that, with specific fine-tuning methods, it’s possible to achieve performance surpassing that of a high-performing closed MLLM GPT-4o.

## 2 Related Work

### 2.1 Food Computing with Recipe Data

The Recipe1M dataset [34], containing approximately 1M recipes, has been extensively utilized in research exploring deep learning techniques for food image understanding. Notable works include Marin et al. [26], that proposed a cross-modal retrieval method for food images and recipe text, Salvador et al. [33], that demonstrated a recipe generation pipeline from food images by first estimating ingredients and then generating cooking instructions and showed the superiority of generated recipes in both quantitatively and qualitatively, Papadopoulos et al. [29], that embedded recipe text and food images into a shared feature space to generate pseudo-programs representing cooking instructions, and Chhikara et al. [8], that improved ingredient and cooking instruction generation by utilizing generated recipe titles and ingredient lists as input to a language model. These studies utilize data that has undergone normalization processes for ingredients and cooking procedures, as proposed in Inverse Cooking [33]. For example, similar ingredients like “gorgonzola cheese” or “cheese blend” are grouped into “cheese,” a single ingredient category. This practice, while simplifying data handling, diminishes the diversity of expression in the data.

These days, research utilizing LLMs and MLLMs in food computing has also been emerging. Salvador et al. enhanced recipe retrieval performance by expanding the data to include two additional sources: image segments using SAM [16] and a LLM-generated visual description imagined from the recipe text [35]. Yin et al. developed a MLLM-based conversational assistant with a dataset encompassing multiple food-related tasks, including recipe generation [41].

Shifting our focus to Japanese recipe datasets, there are Rakuten Recipe Dataset [32], which provides about 800K recipes from Rakuten Recipe<sup>1</sup>, and Cookpad Dataset [9], which offers approximately 1.72M recipes from Cookpad<sup>2</sup>. These datasets are valuable from the perspective that they utilize photos of food prepared in everyday households, making them more representative of those used in practical applications such as dietary management. Despite such rich datasets, only a few studies have been conducted on multimodal exploitation [39].

## 2.2 MLLMs

Prevalent LLMs [37,36,24,2,12,15,4,1] are causal language models, which process input sequences  $\mathbf{x}_t$  by tokenizing them according to a predefined vocabulary and predicting the distribution of probabilities for the next token’s occurrence. Despite minor variations, most of these models employ Transformer architecture [38], which embeds each token  $t_i$  into a  $d$ -dimensional feature vector  $\mathbf{z}_i \in \mathbb{R}^d$  before feeding it into Transformer layers.

Since LLMs are trained solely on language data, they cannot directly process non-language information such as images or audio. To enable them to handle multimodal inputs, various studies attempted to extend LLMs [2,6,23,22,5,40,7]. A common approach involves extracting features  $\mathbf{h}_m$  from non-language modal information  $\mathbf{x}_m$  using a feature extractor  $\mathcal{E}_m$ , transforming them into suitable features for LLMs input via a mapping function  $f$ , and feeding them into Transformer layers of LLMs alongside the text token embeddings  $\mathbf{z}_i$ . Particularly for image modal extension, image encoders are predominantly based on Vision and Language Models (VLMs) like CLIP [31]. While minor variations exist in training data, image feature sequence input methods, and other aspects, the prevailing approach involves training the mapping function  $f$  on a mixed dataset of images and text in the first step, followed by instruction tuning in the next step. LLaVA [23,22] is one of the well-known open MLLMs, and Phi-3 Vision [2] has good features as a lightweight model, which is used in this research.

## 3 FoodMLLM-JP

### 3.1 Data Preparation

**Recipe Data** We utilized the Rakuten Recipe dataset [32] for recipe data, which contains 796,274 recipes. In addition to basic components like titles, ingredients, cooking instructions, and completed dish images, it includes information such as three-level categories that classify dishes. We performed the following three operations on this dataset to construct 635,873 training data and 5,000 test data:

*Step 1. Dataset Splitting* First, we divided the entire dataset by the top-level category and split the dataset within each category so that the ratio of training

<sup>1</sup> <https://recipe.rakuten.co.jp/>, last accessed 2024/08/16

<sup>2</sup> <https://cookpad.com/>, last accessed 2024/08/16

主食 (Staple Food)	主菜 (Main Dishes)	魚料理 (Fish Dishes)	副菜 (Side Dishes)	サラダ (Salad)	菓子 (Sweets)			
<b>米料理 (Rice Dishes)</b> ・ 基本的なご飯もの (standard rice dishes) ・ 和風ご飯 (Japanese rice dishes) ・ 洋風アレンジご飯 (western rice dishes) ・ その他ご飯 (other rice dishes) <b>パン料理 (Bread)</b> ・ パン (bread) ・ 惣菜パン (stuffed bread) ・ 菓子パン (sweet bread) <b>麺料理 (Noodle)</b> ・ 和麺 (Japanese noodle) ・ パスタ (pasta) ・ その他麺 (other noodle) <b>粉物料理 (Flour)</b> ・ 粉物料理 (flour)	<b>肉料理 (Meat Dishes)</b> ・ 牛肉 (beef) ・ 豚肉 (pork) ・ 鶏肉 (chicken) ・ 加工肉 (processed meat) ・ 肉料理 1 (meat dishes 1) ・ 肉料理 2 (meat dishes 2) ・ 肉料理 3 (meat dishes 3) ・ その他肉 (other meat) <b>卵料理 (Egg Dishes)</b> ・ 卵料理 (egg) <b>大豆料理 (Soybean Dishes)</b> ・ 大豆料理 (soybean dishes) <b>その他主菜 (Other Main Dishes)</b> ・ その他主菜 (other main dishes)	<b>魚料理 (Fish Dishes)</b> ・ 大型魚 (large fish) ・ 赤身魚 (red fish) ・ 白身魚 (white fish) ・ 貝・魚卵 (shellfish/fish egg) ・ 甲殻・頭足類 (crustaceans cephalopods) ・ 魚料理 1 (fish dishes 1) ・ 魚料理 2 (fish dishes 2) ・ その他魚 (other fish)	<b>スープ (Soup)</b> ・ 味噌汁 (misu soup) ・ 和風スープ (Japanese soup) ・ 洋風スープ (western soup) ・ その他スープ (other soup) <b>和副菜 (Japanese Side Dishes)</b> ・ 和副菜 (Japanese side dishes) <b>野菜 (Vegetable)</b> ・ 根菜 (root vegetable) ・ 葉菜 (leaf vegetable) ・ 果菜 (fruit vegetable) ・ その他野菜 (other vegetable) <b>きのこ (Mushroom)</b> ・ きのこ (mushroom)	<b>菓子 (Sweets)</b> ・ 和菓子 (Japanese sweets) ・ 洋菓子 (western sweets) ・ その他お菓子 (other sweets) <b>果物 (Fruit)</b> ・ 果物 (fruit) <b>その他 (Others)</b> ・ 餅料理 (hot pot) ・ お弁当 (bento) ・ 行事料理 (seasonal) ・ 郷土料理 (local dishes) ・ 海外料理 (foreign cuisine)	<b>11 categories</b>	<b>19 categories</b>	<b>12 categories</b>	<b>8 categories</b>

Fig. 2. 50-categories we created for test data.

data to evaluation data was 4:1. As a result, we obtained 638,997 training data and 157,277 test data.

*Step 2. Exclusion of Recipes with Broken Image Files* We excluded a part of the dataset where the image could not be properly read, resulting in 635,873 training data and 156,522 test data.

*Step 3. Test Data Selection* Due to the uneven number of items between categories (e.g., many salad posts), we created 50 new categories that cover common foods in Japan by focusing on meal types as well as the main ingredients used. Figure 2 lists all 50 categories. The assignment from original top two-level categories in the dataset to the new categories was done manually. Then, to reduce evaluation costs, we randomly sampled 100 test data from each category, resulting in a total of 5,000 test data.

**Non-Food Data** We utilized the STAIR Captions dataset [42] for captioning data of non-food images. This dataset consists of 5 Japanese captions per image from the MS-COCO [21] dataset. To ensure the use of data other than food images, we excluded images containing objects with supercategories of “kitchen” and “food”. As a result, we extracted 63,223 images from the train set.

### 3.2 Recipe Generation Training

Recipe data typically includes text data such as the title, the ingredients used, and the cooking instructions, often accompanied by an image of the completed dish. The format of the recipe text is shown in the upper left part of Figure 3. In this research, we fine-tune MLLMs using this data to enable the inference of the dish name, ingredients used, and cooking procedures from an input food image. The model takes a template containing the completed image and a query text  $q$  as a prompt from the user and learns desirable answer including the recipe text portion like SFT [28] and LLaVA [23]. This approach has the advantage of being practical due to the simple loss design by cross-entropy loss. At the same time, since LLMs have vast knowledge and can generate natural Japanese text, it may enables more diverse and accurate recipe generation. In this research, we compare and examine the following three ways for recipe learning:

Recipe Text Format		Multiple Query Patterns																																																												
<p><b>Recipe Text Format</b></p> <p>(In English) Terasu Terasu Soba</p> <p>とらるろそば</p> <p>材料 (1人分): - そば 100g - 卵 1個 - めんつゆ 100cc - 水 200cc - 醤油 適量</p> <p>作り方: 1. そばを茹でる。 2. 卵も煮すりおろす。 3. 卵のつゆと水を加えて混ぜる。 4. 卵にそばを入れて、煮いもかける。 5. 卵黄だけを入れて、混ぜる。 6. 3分つゆをかけて完成上がり。</p>	<p>(In English) Terasu Terasu Soba</p> <p>Ingredients (for 1 serving): - Soba noodles 100g - Egg 1 - Menomayu (soybean paste sauce) 100cc - Water 200cc - Soy sauce (to taste)</p> <p>Procedures: 1. Boil the soba noodles. 2. Grate the soft-boiled egg. 3. Heat the soy sauce and water in a pot. 4. Place the soba noodles in a bowl and top with the soy sauce. 5. Crack the egg on top, and sprinkle with soy sauce. 6. Pour the broth from step 3 over the dish, and it's ready.</p>	<p>Start Ingredients</p> <p>Ingredients</p> <p>Start with "</p> <p>Names &amp; quantity</p> <p>Start Procedures</p> <p>Procedures</p> <p>Numbering cooking procedures as "1"</p>	<p><b>Multiple Query Patterns</b></p> <table border="1"> <thead> <tr> <th>Pattern</th> <th>Turn</th> <th>Query</th> <th>Answer</th> <th>Prompt Example</th> </tr> </thead> <tbody> <tr> <td>Pattern 1</td> <td>Turn 1</td> <td>Prompt <math>q_1</math> (112 templates) + Image</td> <td>Entire Recipe or Refusal Text</td> <td>この写真の料理のレシピを教えてください。 (In English) Please provide the recipe for the dish in this photo.</td> </tr> <tr> <td rowspan="2">Pattern 2</td> <td>Turn 1</td> <td>Prompt <math>q_2</math> (672 templates) + Image</td> <td>Ingredients or Refusal Text</td> <td>この画像の料理の材料を教えてください。 (In English) Please list the ingredients for the dish in this image.</td> </tr> <tr> <td>Turn 2</td> <td>Prompt <math>q_3</math> (120 templates)</td> <td>Procedures</td> <td>それらの材料を用いた調理手順を書いて。 (In English) Write the cooking procedures using these ingredients.</td> </tr> <tr> <td rowspan="2">Pattern 3</td> <td>Turn 1</td> <td>Prompt <math>q_4</math> (168 templates) + Image</td> <td>Title or Refusal Text</td> <td>写真にある料理は何かという名前を教えてください。 (In English) What is the name of the dish in the photo?</td> </tr> <tr> <td>Turn 2</td> <td>Prompt <math>q_5</math> (12 templates)</td> <td>Entire Recipe</td> <td>その料理のレシピを教えてください。 (In English) Can you give me the recipe for that dish?</td> </tr> <tr> <td rowspan="3">Pattern 4</td> <td>Turn 1</td> <td>Prompt <math>q_6</math> (168 templates) + Image</td> <td>Title or Refusal Text</td> <td>この画像の料理の料理名を教えてください。 (In English) Please tell me the name of the dish in this image.</td> </tr> <tr> <td>Turn 2</td> <td>Prompt <math>q_7</math> (80 templates)</td> <td>Ingredients</td> <td>この料理に使われている材料が知りたい。 (In English) I want to know the ingredients used in this meal.</td> </tr> <tr> <td>Turn 3</td> <td>Prompt <math>q_8</math> (120 templates)</td> <td>Procedures</td> <td>その料理の作り方を教えてください。 (In English) Could you tell me how to make that meal?</td> </tr> <tr> <td rowspan="2">Pattern 5</td> <td>Turn 1</td> <td>Prompt <math>q_9</math> with Title (1,344 templates) + Image</td> <td>Entire Recipe or Refusal Text</td> <td>画像に写っている料理は「Title」といいます。 (In English) The meal pictured in the image is called "<i>Title</i>". Please write the recipe.</td> </tr> <tr> <td>Turn 2</td> <td>Prompt <math>q_{10}</math> with Title (9,064 templates) + Image</td> <td>Ingredients or Refusal Text</td> <td>この料理は「Title」といいます。含まれている材料を教えてください。 (In English) This dish is called "<i>Title</i>". Please tell me the ingredients included.</td> </tr> <tr> <td rowspan="2">Pattern 6</td> <td>Turn 1</td> <td>Prompt <math>q_{11}</math> (120 templates)</td> <td>Procedures</td> <td>その料理の調理法を知りたいです。 (In English) I'd like to know how to cook that meal.</td> </tr> <tr> <td>Turn 2</td> <td>Prompt <math>q_{12}</math> (120 templates)</td> <td>Procedures</td> <td></td> </tr> </tbody> </table>	Pattern	Turn	Query	Answer	Prompt Example	Pattern 1	Turn 1	Prompt $q_1$ (112 templates) + Image	Entire Recipe or Refusal Text	この写真の料理のレシピを教えてください。 (In English) Please provide the recipe for the dish in this photo.	Pattern 2	Turn 1	Prompt $q_2$ (672 templates) + Image	Ingredients or Refusal Text	この画像の料理の材料を教えてください。 (In English) Please list the ingredients for the dish in this image.	Turn 2	Prompt $q_3$ (120 templates)	Procedures	それらの材料を用いた調理手順を書いて。 (In English) Write the cooking procedures using these ingredients.	Pattern 3	Turn 1	Prompt $q_4$ (168 templates) + Image	Title or Refusal Text	写真にある料理は何かという名前を教えてください。 (In English) What is the name of the dish in the photo?	Turn 2	Prompt $q_5$ (12 templates)	Entire Recipe	その料理のレシピを教えてください。 (In English) Can you give me the recipe for that dish?	Pattern 4	Turn 1	Prompt $q_6$ (168 templates) + Image	Title or Refusal Text	この画像の料理の料理名を教えてください。 (In English) Please tell me the name of the dish in this image.	Turn 2	Prompt $q_7$ (80 templates)	Ingredients	この料理に使われている材料が知りたい。 (In English) I want to know the ingredients used in this meal.	Turn 3	Prompt $q_8$ (120 templates)	Procedures	その料理の作り方を教えてください。 (In English) Could you tell me how to make that meal?	Pattern 5	Turn 1	Prompt $q_9$ with Title (1,344 templates) + Image	Entire Recipe or Refusal Text	画像に写っている料理は「Title」といいます。 (In English) The meal pictured in the image is called " <i>Title</i> ". Please write the recipe.	Turn 2	Prompt $q_{10}$ with Title (9,064 templates) + Image	Ingredients or Refusal Text	この料理は「Title」といいます。含まれている材料を教えてください。 (In English) This dish is called " <i>Title</i> ". Please tell me the ingredients included.	Pattern 6	Turn 1	Prompt $q_{11}$ (120 templates)	Procedures	その料理の調理法を知りたいです。 (In English) I'd like to know how to cook that meal.	Turn 2	Prompt $q_{12}$ (120 templates)	Procedures	
Pattern	Turn	Query	Answer	Prompt Example																																																										
Pattern 1	Turn 1	Prompt $q_1$ (112 templates) + Image	Entire Recipe or Refusal Text	この写真の料理のレシピを教えてください。 (In English) Please provide the recipe for the dish in this photo.																																																										
Pattern 2	Turn 1	Prompt $q_2$ (672 templates) + Image	Ingredients or Refusal Text	この画像の料理の材料を教えてください。 (In English) Please list the ingredients for the dish in this image.																																																										
	Turn 2	Prompt $q_3$ (120 templates)	Procedures	それらの材料を用いた調理手順を書いて。 (In English) Write the cooking procedures using these ingredients.																																																										
Pattern 3	Turn 1	Prompt $q_4$ (168 templates) + Image	Title or Refusal Text	写真にある料理は何かという名前を教えてください。 (In English) What is the name of the dish in the photo?																																																										
	Turn 2	Prompt $q_5$ (12 templates)	Entire Recipe	その料理のレシピを教えてください。 (In English) Can you give me the recipe for that dish?																																																										
Pattern 4	Turn 1	Prompt $q_6$ (168 templates) + Image	Title or Refusal Text	この画像の料理の料理名を教えてください。 (In English) Please tell me the name of the dish in this image.																																																										
	Turn 2	Prompt $q_7$ (80 templates)	Ingredients	この料理に使われている材料が知りたい。 (In English) I want to know the ingredients used in this meal.																																																										
	Turn 3	Prompt $q_8$ (120 templates)	Procedures	その料理の作り方を教えてください。 (In English) Could you tell me how to make that meal?																																																										
Pattern 5	Turn 1	Prompt $q_9$ with Title (1,344 templates) + Image	Entire Recipe or Refusal Text	画像に写っている料理は「Title」といいます。 (In English) The meal pictured in the image is called " <i>Title</i> ". Please write the recipe.																																																										
	Turn 2	Prompt $q_{10}$ with Title (9,064 templates) + Image	Ingredients or Refusal Text	この料理は「Title」といいます。含まれている材料を教えてください。 (In English) This dish is called " <i>Title</i> ". Please tell me the ingredients included.																																																										
Pattern 6	Turn 1	Prompt $q_{11}$ (120 templates)	Procedures	その料理の調理法を知りたいです。 (In English) I'd like to know how to cook that meal.																																																										
	Turn 2	Prompt $q_{12}$ (120 templates)	Procedures																																																											
<p><b>Refusal Text Format</b></p> <p><b>Recipe with Non-Food Data (R/NF)</b></p> <p>大塚中1の画像が写っています。適切な 説明には書き換えてください。 - &lt;Caption 1&gt; - &lt;Caption 2&gt; - &lt;Caption 3&gt; - &lt;Caption 4&gt; - &lt;Caption 5&gt;</p> <p><b>Recipe in Multiple Query Patterns (R/MQ)</b></p> <p>申し訳ありません。適切な上写真は は「Caption 1」の通りです。 - &lt;Caption 1&gt; - &lt;Caption 2&gt;</p>	<p>(In English) I sincerely apologize. The image you sent does not contain any food. Let me try adding a caption: - &lt;Caption 1&gt; - &lt;Caption 2&gt; - &lt;Caption 3&gt; - &lt;Caption 4&gt; - &lt;Caption 5&gt;</p> <p>(In English) I am sorry. The photo you sent appears to depict the museum described in "<i>Caption 1</i>" and it does not seem to include any food.</p>	<p>Refusal Template</p> <p>500 templates</p> <p>Captions List</p> <p>Use all 5 captions</p> <p>Refusal Template</p> <p>216 templates</p> <p>Use only 1 caption</p>																																																												

**Fig. 3.** Train data description. **Upper Left:** the format of recipes. **Lower Left:** the format of refusal text **Right:** description of six patterns and example user query prompts.


**Recipe (R)** Only recipe data is used for training models. The input is the completed image with  $q = ""$  (empty), and the output is recipe text. The model is trained on recipe data only, and the output is the recipe text.

**Recipe with Non-Food Data (R/NF)** Non-food data is used for training models in addition to the recipe data. The input is the image with  $q = ""$  (empty), the same as above. The output is the recipe text for food images, and an apology message with the image caption for non-food images. The format of the refusal text is shown in the lower left part of Figure 3.

**Recipe in Multiple Query Patterns (R/MQ)** The model is trained on the same data as R/NF, but with multiple query  $q$  and answer patterns. There are six query patterns, including requesting the entire recipe, title only, ingredients only, procedures only, or patterns where the recipe title is given along with the food image. Examples of these patterns are shown on the right side of Figure 3. As shown in the lower left of Fig. 3, the format of the response refusing to generate a recipe is slightly different from that for R/NF. Instead of using all five captions in the dataset, one of them is used in the apology message. This is because the five captions are similar, and the trained model often repeatedly outputs the same caption for five times.

### 3.3 Evaluation with LLMs

Accurately evaluating the content of generated recipes is challenging due to inherent ambiguities, such as subtle differences in ingredient types or variations in the order of listing. To address this, Salvador et al. [33] performed ingredient normalization and removed infrequent ingredients during training. However, this method sacrifices recipe diversity and deviates from real-world scenarios. Furthermore, evaluating Japanese recipes presents additional difficulties due to variations in ingredient representation, such as kanji and hiragana, and different expressions for the same ingredient, like “gohan” (rice) and “hakumai” (white rice). Nevertheless, recent LLMs are expected to be capable of considering these



**Fig. 4.** The actual prompts used for GPT-4o inferences. **Left:** the prompt for recipe generation. **Right:** the prompt for ingredients comparison between the generated recipe and ground truth. Both of them are in Japanese.

factors. In fact, research has emerged that utilizes highest performance LLM, such as GPT-4, for automatic evaluation, circumventing the need for expensive human evaluation while assessing model performance [43,10]. In this research, we evaluate the performance of our model in an open setting, allowing it to generate recipes without pre-specifying ingredient or procedure classes. This is achieved by having GPT-4o determine common and different ingredients between the generated recipe and the ground truth recipe. We provide the GPT-4o model with two sets of ingredients: a generated ingredient set  $\mathcal{S}_1$ , and a ground-truth ingredient set  $\mathcal{S}_2$ . Both sets are constructed from elements  $s_i$  within the universal set of all possible text  $\mathcal{T}$ . The model is then tasked with producing the intersection  $\mathcal{S}_1 \cap \mathcal{S}_2$  and the set differences  $\mathcal{S}_1 \setminus \mathcal{S}_2, \mathcal{S}_2 \setminus \mathcal{S}_1$  of these two sets. Moreover, we use GPT-4o to separately judge seasonings, which are difficult to estimate from the appearance of a dish, and other ingredients. This allows for a more detailed analysis that was previously expensive and impractical to perform manually.

## 4 Experiments

### 4.1 Closed Model Experiment Details

We employed the OpenAI’s GPT-4o model (gpt-4o-2024-05-13) as the closed MLLM. We used the model to generate recipe from food images and evaluate ingredients via the OpenAI API. The actual prompts used for each case are shown in Figure 4. In all cases, the sampling temperature was set to 0.0.

Firstly, We generate recipe texts using the 5,000 evaluation data prepared in Section 3. The model was provided with a completed image of the recipe to be evaluated and a text instructing it to generate a recipe text in a specified format based on the image. The image input size option was set to "auto".

Secondly, we automatically compared the ingredients listed in the recipe text generated from the input image with the correct recipe using the GPT-4o model. The ingredient list output by the model, the ingredient list of the correct recipe, and the instruction text were combined into a single string and input to the model. The instruction was to identify common and different ingredients, determine whether they are seasonings or other ingredients, and output the results in JSON format. By mechanically processing the response, we implemented calculations such as IoU and F1 score.

## 4.2 Open Model Experiment Details

We fine-tuned available open MLLMs using the three types of training data described in Section 3.2. We selected the 7B and 13B models of LLaVA-1.5 [22] as base models, and the Phi-3 Vision [2] as a more lightweight base model. For the LLaVA-1.5 models, we fine-tuned the adapter  $f$ , which converts image features to input features for the LLM, with a learning rate of  $2 \times 10^{-5}$ , and the LLM part with a learning rate of  $2 \times 10^{-4}$  using LoRA [13] ( $r = 128$ ) modules. This configuration follows the hyperparameter settings recommended by the LLaVA authors. For the Phi-3 Vision model, we take advantage of its lightweight nature to not only perform LoRA fine-tuning of the LLM part, but also experiment with other training methods: full parameter tuning of the LLM part, and fine-tuning the entire including CLIP vision encoder. Note that the vision encoder is generally used with fixed weights, but we also fine-tune it, too. In all cases, we used AdamW [25] as the optimization algorithm and set the batch size to 128 and the number of epochs to 1. We also used a learning rate scheduler that linearly increases the learning rate for the first 3% of training steps and then cosine decays. We used 4x A100 80GB GPUs for training. We summarize these settings in Table 1. We also include the model names used in this paper for concise presentation of the experimental results. During inference, we performed greedy sampling with a temperature parameter of 0.0 and generate tokens up to 2048 tokens. We used a A100 40GB GPU for inference and fp16 type.

## 4.3 Evaluation Metrics

For evaluation, we used the 5,000 data samples carefully selected as described in Section 3. First, to assess the model’s training performance, we calculated the Perplexity [14] against the ground truth recipes. Second, to evaluate the content of the generated recipes, we examined the recipe format by counting the cases where the model refused to generate a recipe. As LLMs sometimes exhibit repetitive generation, we evaluated how much of the recipe components (title, ingredients, and instructions) were correctly output when the model fell into an infinite loop. Third, We treated incorrectly generated elements as empty strings of length 0, and then performed sacreBLEU [30] and ROUGE-L [20] evaluations for the cooking procedures. We also evaluated ingredient content using GPT-4o. For sacreBLEU and ROUGE-L calculations, we tokenized the procedures using Mecab [18] morphological analysis with IPAdic<sup>3</sup> as the dictionary.

We first discuss the validity of using GPT-4o for ingredient judgment. We conducted a manual check on 100 data samples, balanced across 50 categories, from the 5,000 evaluated data samples for the ingredients generated by GPT-4o. Out of 1,193 ingredients, 1,122 (94%) were perfectly answered. Of 71 incorrect answers, 45 were misjudgments of whether an ingredient was a seasoning or not. Specifically, most cases involved counting non-flavoring ingredients like salad oil, water, and flour as seasonings. However, some of these cases were difficult even

<sup>3</sup> Used this library: <https://pypi.org/project/ipadic/>, last accessed 2024/08/16



**Table 1.** Description of models in this paper and training hyperparameters. The word **lora**, **ft**, and **allft** in the model name indicates that the fine-tuning method is LoRA or full-parameter, and full-parameter includes the vision encoder, respectively. Also, the suffixes **nf** and **mq** after that indicate the type of training data.

Model name	Base model	LLM fine-tuning		Vision module		Training	
		method	lr	Adapter lr	Encoder lr	Data	
<b>gpt-4o</b>	GPT-4o	(Not fine-tuned because of closed model)					
<b>llava7b-lora</b>	LLaVA-1.5 (7B)	LoRA ( $r = 128$ )	$2 \times 10^{-4}$	$2 \times 10^{-5}$	Freeze	R	
<b>llava7b-lora-nf</b>						R/NF	
<b>llava7b-lora-mq</b>						R/MQ	
<b>llava13b-lora</b>	LLaVA-1.5 (13B)	LoRA ( $r = 128$ )	$2 \times 10^{-4}$	$2 \times 10^{-5}$	Freeze	R	
<b>llava13b-lora-nf</b>						R/NF	
<b>llava13b-lora-mq</b>						R/MQ	
<b>phi3v-lora</b>	Phi-3 Vision	LoRA ( $r = 128$ )	$2 \times 10^{-4}$	$2 \times 10^{-5}$	Freeze	R	
<b>phi3v-lora-nf</b>						R/NF	
<b>phi3v-lora-mq</b>						R/MQ	
<b>phi3v-ft</b>	Phi-3 Vision	Full parameter	$2 \times 10^{-4}$	$2 \times 10^{-5}$	Freeze	R	
<b>phi3v-ft-nf</b>						R/NF	
<b>phi3v-ft-mq</b>						R/MQ	
<b>phi3v-allft</b>	Phi-3 Vision	Full parameter	$2 \times 10^{-4}$	$2 \times 10^{-5}$	$2 \times 10^{-5}$	R	
<b>phi3v-allft-nf</b>						R/NF	
<b>phi3v-allft-mq</b>						R/MQ	

for humans to interpret. The remaining 26 cases were due to the inability to distinguish between ingredient expressions. Specifically, there were many cases where kanji and hiragana expressions or different words expressing the same ingredients were not recognized as the same. However, there were no ingredients that were completely wrong, and the accuracy rate of judging ingredients reached 98%, leading us to conclude that this GPT-4o based metric is valid.

#### 4.4 Results

We present the evaluation results of the generated recipes. First, Table 2 shows Perplexity calculated against the ground truth 5,000 recipes and the statistics of how accurately the recipes were output in the correct format. We could not calculate Perplexity for GPT-4o because it is a closed model. The results show that GPT-4o can generate recipes that perfectly match the format, even though it is 0-shot and only specified by text instructions. It also never falls into a loop, suggesting its high language capabilities. Next, we focus on the results of fine-tuning the open models. Looking at Perplexity, we find that Phi-3 Vision, trained the entire model including the image encoder, performs the best, while LLaVA-1.5 7B LoRA fine-tuned models perform the worst. However, it is important to note

**Table 2.** Table that summarizes the Perplexity calculated for ground truth recipes and the count of recipes in the correct format or not.

Model name	Perplexity	Recipe format				
		Completed	Refusal	Error title	Error ingredients	Error procedures
<code>gpt-4o</code>	—	5000	0	0	0	0
<code>llava7b-lora</code>	1.924	4930	0	2	21	47
<code>llava7b-lora-nf</code>	1.876	4940	1	0	18	41
<code>llava7b-lora-mq</code>	1.962	4951	0	0	14	35
<code>llava13b-lora</code>	1.895	4940	0	1	26	33
<code>llava13b-lora-nf</code>	1.861	4927	0	2	30	41
<code>llava13b-lora-mq</code>	1.971	4945	1	0	21	33
<code>phi3v-lora</code>	1.861	4970	0	0	13	17
<code>phi3v-lora-nf</code>	1.858	4968	0	0	15	17
<code>phi3v-lora-mq</code>	1.970	4957	0	3	21	19
<code>phi3v-ft</code>	1.735	4964	0	0	19	17
<code>phi3v-ft-nf</code>	1.740	4983	1	0	7	9
<code>phi3v-ft-mq</code>	1.904	4964	1	0	17	18
<code>phi3v-allft</code>	1.731	4975	0	1	12	12
<code>phi3v-allft-nf</code>	1.731	4962	2	0	16	20
<code>phi3v-allft-mq</code>	1.876	4968	3	0	9	20

that this metric does not directly indicate the quality of recipe generation. Focusing on the differences in the training data, we observe that models trained on R/MQ data tend to have the worst Perplexity overall. Also, while the Perplexity of the LLaVA-1.5 model improves when trained with additional non-food data, the Phi-3 Vision model shows almost no change. Looking at the format of the generated recipes, we see that errors occur in about 1% of cases. However, it is clear that most of the errors are due to failures in generating ingredients or cooking instructions, rather than mistakenly recognizing the image as non-food.

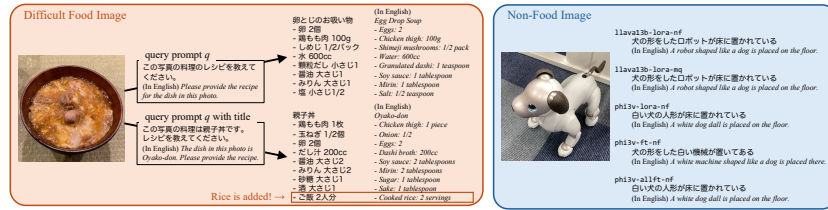
Second, Table 3 presents the results of the comparative evaluation of ingredients and cooking procedures between the generated recipes and the ground truth recipes. We firstly focus on the evaluation results of the ingredients. Looking at the micro F1 values, the results of training LLaVA-1.5 models show performance comparable to GPT-4o, and the Phi-3 Vision model, when fine-tuned with full parameters for its LLM part, even surpasses GPT-4o in performance. The highest micro F1 score was achieved by fine-tuning Phi-3 Vision, including the image encoder, with only recipe data. However, looking at precision and recall, GPT-4o has a higher recall than precision and achieves the highest recall value, while the models fine-tuned in this research have higher precision than recall, indicating a different tendency between the models. Focusing on the performance difference between seasonings and other ingredients, GPT-4o can output seasonings more accurately than non-seasoning ingredients, while the fine-tuned models tend to be more accurate with non-seasoning ingredients. When com-

**Table 3.** Evaluation of ingredients and procedure texts comparison between models. The underlined number indicates the best score and the dotted underlined number indicates the second-best score. For ingredients, the scores are presented as overall score (non-seasoning score / seasoning score).

Model name	ingredient (evaluated by GPT-4o)			procedure	
	micro F1	micro Precision	micro Recall	sacreBLEU	ROUGE-L
<b>gpt-4o</b>	0.481(0.470/0.495)	0.451(0.442/0.463)	<u>0.515</u> (0.501/0.532)	<u>7.223</u>	<u>40.24</u>
llava7b-lora	0.470(0.472/0.467)	0.498(0.516/0.479)	0.444(0.434/0.456)	3.872	34.60
llava7b-lora-nf	0.478(0.483/0.472)	0.501(0.521/0.480)	0.457(0.450/0.464)	4.215	35.00
llava7b-lora-mq	0.486(0.496/0.475)	0.507(0.532/0.481)	0.466(0.464/0.469)	4.603	35.62
llava13b-lora	0.476(0.481/0.470)	0.502(0.520/0.481)	0.453(0.448/0.460)	4.205	35.19
llava13b-lora-nf	0.488(0.500/0.472)	0.514(0.540/0.484)	0.464(0.466/0.461)	4.579	35.53
llava13b-lora-mq	0.484(0.492/0.474)	0.505(0.527/0.480)	0.464(0.461/0.469)	4.775	35.87
phi3v-lora	0.447(0.440/0.456)	0.476(0.482/0.468)	0.422(0.405/0.444)	4.431	35.16
phi3v-lora-nf	0.447(0.442/0.454)	0.472(0.480/0.462)	0.425(0.409/0.446)	4.396	35.05
phi3v-lora-mq	0.438(0.431/0.447)	0.465(0.472/0.457)	0.415(0.396/0.438)	4.207	34.80
phi3v-ft	0.495(0.500/0.490)	0.518(0.537/0.498)	0.474(0.468/0.481)	5.945	36.92
phi3v-ft-nf	0.489(0.493/0.485)	0.516(0.531/0.499)	0.465(0.460/0.472)	5.633	36.63
phi3v-ft-mq	0.487(0.490/0.484)	0.511(0.527/0.494)	0.465(0.457/0.474)	5.732	36.71
phi3v-allft	<u>0.531</u> ( <u>0.549</u> / <u>0.510</u> )	<u>0.555</u> ( <u>0.583</u> / <u>0.523</u> )	<u>0.509</u> ( <u>0.518</u> /0.497)	<u>6.261</u>	<u>37.48</u>
phi3v-allft-nf	<u>0.526</u> ( <u>0.538</u> / <u>0.512</u> )	<u>0.548</u> ( <u>0.574</u> / <u>0.519</u> )	0.505( <u>0.506</u> / <u>0.505</u> )	6.185	37.38
phi3v-allft-mq	0.519(0.531/0.504)	0.543(0.567/0.516)	0.496(0.500/0.492)	6.006	37.15

paring between models, as the overall performance improves, the performance of non-seasoning ingredients improves more than that of seasonings, suggesting that it is easier to learn the differences in ingredients that are visually apparent in the image than the differences in seasonings, which are less visually apparent. It is conjectured that seasonings are generated based on the knowledge of LLMs, such as the title of the recipe and the compatibility with other ingredients that have been output earlier, which may also lead to the tendency for seasonings to have higher recall than other ingredients. Moving on to the comparison between training data, LLaVA-1.5 models shows better ingredient performance when fine-tuned with additional Non-food data, while the Phi-3 Vision model shows worse ingredient performance when fine-tuned with additional Non-food data. These differences are likely due to the original performance, the amount and content of training data, and the size of the LLM part, of the base MLLMs.

Next, we focus on the evaluation results of the cooking procedures. GPT-4o showed the best performance in both sacreBLEU and ROUGE-L. Looking at the trained models, both LLaVA-1.5 and Phi-3 Vision have sacreBLEU scores around 4 and ROUGE-L scores around 35, but the Phi-3 Vision model with full parameter fine-tuning of the LLM part shows a significant improvement in both scores. This suggests that the performance of cooking procedures is greatly influenced by the language capabilities of the MLLM.



**Fig. 5.** Example outputs of our models. **Left:** the difficult food example. **Right:** the non-food image example.

Finally, we present the results of applying our model to images in Figure 5, which are not publicly available on the internet and new to LMMs. While Figure 1 shows the output of `11lava13b-lora-mq`, we introduce two more examples in Figure 5 that better illustrate the model’s performance. The left side of the figure shows an example that is difficult to judge by appearance alone and answers from `phi3v-allft-mq` model for it. This dish contains rice, but it is difficult to distinguish from the photo. It is shown in the top recipe in the figure that the recipe generated from the photo does not include rice as an ingredient. However, the result is different when using the MLLM trained by R/MQ includes the dish name in the query text  $q$  which is given by the user in addition to the photo. We can see in the lower recipe in the figure that the generated recipe for the photo and its dish name includes rice. The right side of the figure shows the difference in output between models when a non-food photo is input. All models recognize that the photo is a dog, but there are subtle differences.

## 5 Conclusion

In this research, we have developed the Japanese recipe text generation model from food images. We have focused on developing more practical models by incorporating both food and non-food images and experimenting with the Phi-3 Vision model, which has only around 4B parameters. By utilizing a proposed LLM-based evaluation metric, our model has demonstrated superior ingredient generation performance compared to GPT-4o. Furthermore, by training the model under various conditions and evaluating it from multiple perspectives, we have gained valuable insights into the understanding of MLLMs.

Future directions for this research include developing an LLM-based evaluation framework for ingredient quantities and cooking procedures, which were not analyzed in detail in this research, and investigating the feasibility of the generated recipes through actual human cooking experiments. Additionally, we envision potential applications of our trained model, such as providing initial values for recipe registration on recipe-sharing websites, incorporating it into food logging and management systems, and utilizing it for nutrient estimation.

**Disclosure of Interests.** The authors have no competing interests to declare that are relevant to the content of this article.

## References

1. 01. AI: Yi: Open foundation models by 01.ai. arXiv:2403.04652 (2024)
2. Abdin, M., et al.: Phi-3 technical report: A highly capable language model locally on your phone. arXiv:2404.14219 (2024)
3. Anthropic: The claude 3 model family: Opus, sonnet, haiku (2024), [https://www-cdn.anthropic.com/de8ba9b01c9ab7cbabf5c33b80b7bbc618857627/Model\\_Card\\_Claude\\_3.pdf](https://www-cdn.anthropic.com/de8ba9b01c9ab7cbabf5c33b80b7bbc618857627/Model_Card_Claude_3.pdf), last accessed 2024/08/16
4. Bai, J., et al.: Qwen technical report. arXiv:2309.16609 (2023)
5. Bai, J., et al.: Qwen-vl: A versatile vision-language model for understanding, localization, text reading, and beyond. arXiv:2308.12966 (2023)
6. Beyer, L., et al.: Paligemma: A versatile 3b vlm for transfer. arXiv:2407.07726 (2024)
7. Chen, L., et al.: Sharegpt4v: Improving large multi-modal models with better captions. arXiv:2311.12793 (2023)
8. Chhikara, P., Chaurasia, D., Jiang, Y., Masur, O., Ilievski, F.: Fire: Food image to recipe generation. In: WACV (2024)
9. Cookpad Inc.: Cookpad data. Informatics Research Data Repository, National Institute of Informatics. (dataset) (2015). <https://doi.org/10.32130/idr.5.1>
10. Dubois, Y., et al.: AlpacaFarm: A simulation framework for methods that learn from human feedback. In: NeurIPS (2023)
11. Gemini Team, Google: Gemini 1.5: Unlocking multimodal understanding across millions of tokens of context (2024), [https://storage.googleapis.com/deepmind-media/gemini/gemini\\_v1\\_5\\_report.pdf](https://storage.googleapis.com/deepmind-media/gemini/gemini_v1_5_report.pdf), last accessed 2024/08/16
12. Gemma Team: Gemma: Open models based on gemini research and technology. arXiv:2403.08295 (2024)
13. Hu, E.J., et al.: LoRA: Low-rank adaptation of large language models. In: ICLR (2022)
14. Jelinek, F., Mercer, R.L., Bahl, L.R., Baker, J.K.: Perplexity—a measure of the difficulty of speech recognition tasks. *The Journal of the Acoustical Society of America* **62**(S1), S63–S63 (1977)
15. Jiang, A.Q., et al.: Mistral 7b. arXiv:2310.06825 (2023)
16. Kirillov, A., et al.: Segment anything. In: ICCV. pp. 4015–4026 (2023)
17. Kuckreja, K., Danish, M.S., Naseer, M., Das, A., Khan, S., Khan, F.S.: Geochat: Grounded large vision-language model for remote sensing. In: CVPR (2024)
18. Kudo, T.: Mecab: Yet another part-of-speech and morphological analyzer (2013), <https://taku910.github.io/mecab/>, last accessed 2024/08/16
19. Li, C., et al.: Llava-med: Training a large language-and-vision assistant for biomedicine in one day. In: NeurIPS (2023)
20. Lin, C.Y.: ROUGE: A package for automatic evaluation of summaries. In: Text Summarization Branches Out. pp. 74–81. Association for Computational Linguistics, Barcelona, Spain (2004)
21. Lin, T.Y., et al.: Microsoft coco: Common objects in context. In: ECCV (2014)
22. Liu, H., Li, C., Li, Y., Lee, Y.J.: Improved baselines with visual instruction tuning. In: CVPR (2024)
23. Liu, H., Li, C., Wu, Q., Lee, Y.J.: Visual instruction tuning. In: NeurIPS (2023)
24. Llama Team, AI @ Meta: The llama 3 herd of models. arXiv:2407.21783 (2024)
25. Loshchilov, I., Hutter, F.: Decoupled weight decay regularization. In: ICLR (2019)
26. Marin, J., et al.: Recipe1m+: A dataset for learning cross-modal embeddings for cooking recipes and food images. *IEEE transactions on pattern analysis and machine intelligence* (2019)

27. OpenAI: GPT-4 Technical Report (2023), <https://cdn.openai.com/papers/gpt-4.pdf>, last accessed 2024/08/16
28. Ouyang, L., et al.: Training language models to follow instructions with human feedback. In: *NeurIPS* (2022)
29. Papadopoulos, D.P., Mora, E., Chepurko, N., Huang, K.W., Ofii, F., Torralba, A.: Learning program representations for food images and cooking recipes. In: *CVPR* (2022)
30. Post, M.: A call for clarity in reporting BLEU scores. In: *Proceedings of the Third Conference on Machine Translation: Research Papers* (2018)
31. Radford, A., et al.: Learning transferable visual models from natural language supervision. In: *ICML* (2021)
32. Rakuten Group, Inc.: Rakuten recipe data. Informatics Research Data Repository, National Institute of Informatics. (dataset) (2017). <https://doi.org/10.32130/idr.2.4>
33. Salvador, A., Drozdal, M., Giro-i Nieto, X., Romero, A.: Inverse cooking: Recipe generation from food images. In: *CVPR* (2019)
34. Salvador, A., Hynes, N., Aytar, Y., Marin, J., Ofii, F., Weber, I., Torralba, A.: Learning cross-modal embeddings for cooking recipes and food images. In: *CVPR* (2017)
35. Song, F., Zhu, B., Hao, Y., Wang, S., He, X.: Car: Consolidation, augmentation and regulation for recipe retrieval. *arXiv:2312.04763* (2023)
36. Touvron, H., et al.: Llama 2: Open foundation and fine-tuned chat models. *arXiv:2307.09288* (2023)
37. Touvron, H., et al.: Llama: Open and efficient foundation language models. *arXiv:2302.13971* (2023)
38. Vaswani, A., et al.: Attention is all you need. In: *NeurIPS* (2017)
39. Wang, L., Yamakata, Y., Aizawa, K.: Automatic dataset creation from user-generated recipes for ingredient-centric food image analysis. In: *MMAsia* (2023)
40. Wang, W., et al.: Cogvlm: Visual expert for pretrained language models. *arXiv:2311.03079* (2024)
41. Yin, Y., Qi, H., Zhu, B., Chen, J., Jiang, Y.G., Ngo, C.W.: Foodlmm: A versatile food assistant using large multi-modal model. *arXiv:2312.14991* (2024)
42. Yoshikawa, Y., Shigeto, Y., Takeuchi, A.: Stair captions: Constructing a large-scale japanese image caption dataset. In: *ACL (Volume 2: Short Papers)* (2017)
43. Zheng, L., et al.: Judging LLM-as-a-judge with MT-bench and chatbot arena. In: *NeurIPS Datasets and Benchmarks Track* (2023)