

Fault-Tolerant Logical Clifford Gates from Code Automorphisms

Hasan Sayginel,^{1,2,*} Stergios Koutsoumpas,^{1,*} Mark Webster,^{1,*} Abhishek Rajput,³ and Dan E Browne¹

¹*Department of Physics & Astronomy, University College London, London, WC1E 6BT, United Kingdom*

²*National Physical Laboratory, Teddington, TW11 0LW, United Kingdom*

³*Department of Computer Science, University College London, London, WC1E 6BT, United Kingdom*

(Dated: March 7, 2025)

We study the implementation of fault-tolerant logical Clifford gates on stabilizer quantum error correcting codes based on their symmetries. Our approach is to map the stabilizer code to a binary linear code, compute its automorphism group, and impose constraints based on the Clifford operators permitted. We provide a rigorous formulation of the method for finding automorphisms of stabilizer codes and generalize the ZX -dualities previously introduced for CSS codes to non-CSS codes. We provide a Python package implementing our algorithms which uses the computational algebra system MAGMA. Our algorithms map automorphism group generators to physical circuits, calculate Pauli corrections based on the destabilizers of the code, and determine their logical action. We discuss the fault tolerance of the circuits and include examples of gates through automorphisms for the $[[4, 2, 2]]$ and perfect $[[5, 1, 3]]$ codes, bivariate bicycle codes, and the best known distance codes.

I. INTRODUCTION

Major obstacles to the construction of reliable large-scale quantum computers are the noise and errors in the qubits, gates and measurements which make up their implementation. There has thus been significant research interest in the development of fault-tolerant quantum computation techniques which would allow reliable computation in the presence of hardware errors.

Quantum error correction is one of the most promising approaches towards fault-tolerant quantum computation, where errors are detected and corrected by encoding the information across multiple physical qubits.

Protecting the encoded information is not enough however, and it is crucial that our codes allow for efficient implementation of logical operators on the encoded information for the algorithm we aim to perform. In particular, low depth and low resource overhead implementations of logical gates are highly desirable.

Transversal logical operators are an example of fault-tolerant gates [1]. In transversal logical gates, no physical operation acts upon more than one qubit in a code block. This therefore avoids multi-qubit errors within the code block which would effectively reduce its distance. Most stabilizer codes only admit a very limited set of transversal logical operators and it has been shown that it is impossible for a code to have a universal set of transversal logical gates [2].

The notion of transversality can be slightly relaxed to **SWAP-transversal** logical gates which include both qubit permutations as well as single-qubit Clifford gates. For qubit architectures where physical *SWAP* operations can be implemented with low overhead, this allows for a wider range of fault-tolerant gates.

SWAP-transversal gates of a stabilizer code can be identified by looking at the automorphisms of a related binary linear code. For binary linear codes, the term **automorphism** denotes a permutation of the bits of a code that map a code to itself. The automorphisms of a code form a group under composition. Calderbank et al [3], extended the notion of automorphism to quantum codes by showing that quantum codes can be represented as classical codes over $GF(4)$. In this representation, automorphisms of the classical code correspond to physical qubit permutations and single-qubit Clifford gates which preserve the codespace and implement fault-tolerant logical operations.

In [4–6], automorphisms of the binary linear codes used in the construction of a CSS code were used to identify **fold-transversal** gates which employ qubit permutations and Hadamard gates on all physical qubits.

In this paper we bridge the gap between the fold-transversal and $GF(4)$ methods by introducing a family of algorithms for finding fault-tolerant Clifford gate implementations for any stabilizer code based on symmetries of the code. By choosing different binary representations of stabilizer codes, we can control which single-qubit Clifford operations appear in the transversal part of the gate. This generalises the ZX -dualities of [5] to non-CSS codes and a wider range of logical gates. We develop a rigorous approach for finding Clifford gates through code automorphisms that includes applying Pauli corrections to ensure the stabilizer group is preserved and identifying logical actions and physical circuits.

We provide a package with an implementation of our algorithms in Python using MAGMA [7] for the calculation of the automorphism group of a related classical linear code. The package is available at <https://github.com/hsayginel/autqec>.

The structure of the paper is as follows. In Sec II we introduce the key theoretical concepts outlined above. We then discuss stabilizer codes, logical operators and fault tolerance.

* These authors contributed equally to this work. Corresponding author: hasan.sayginel.17@ucl.ac.uk

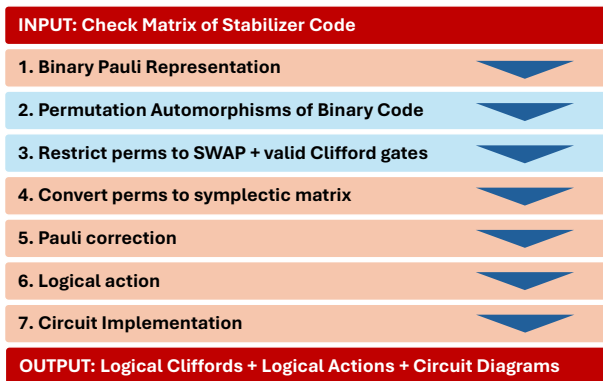


FIG. 1. Outline of our algorithms for finding logical Clifford operators via automorphisms of a related binary linear code. The sections outlined in blue are performed using a computational algebra package such as MAGMA. The sections outlined in red are performed in Python.

In Sec III, we introduce our algorithms. Our methods work by mapping a stabilizer code to a related binary linear code with constraints on the physical Clifford gates included in the circuits we want to find. We first show how to obtain the logical operators consisting of physical *SWAP* and Hadamard gates for general stabilizer codes. These arise as a subgroup of the automorphisms of the classical linear code generated by the quantum code’s symplectic representation. In the case of CSS codes, we recover the *ZX*-dualities from [5] but also find a wider range of operators. Similarly, we can fix any of the other two Pauli axes and obtain circuits consisting of physical *SWAP* and transversal S or \sqrt{X} gates.

We then extend this method by using a 3–block representation which recovers the form of [3] and allows us to find logical operators consisting of physical *SWAP* and arbitrary single qubit Clifford gates. We expand on the method by finding Pauli phase corrections and determining the logical action of the circuit.

In II B we discuss the fault tolerance of the circuits we obtain by separating them in three different categories. We highlight the close link between the hardware implementation of a *SWAP* gate and the fault-tolerant properties of our circuits.

As an example, we apply our algorithms to find fault-tolerant gates for the well known $[[4, 2, 2]]$ and $[[5, 1, 3]]$ codes. We then analyze the automorphism groups of the best-known-distance single logical qubit stabilizer codes for up to 30 physical qubits from [8]. Furthermore, we calculate and analyze the automorphism group of the bivariate bicycle codes of [9].

Finally, we show how to use the embedded code technique of [10] to map pairs of qubits onto additional columns of the related binary linear code. This allows us to represent physical *CNOT* and *CZ* gates as automorphisms. We show that different embedding operators allow us to restrict the physical circuits we find based on additional constraints. This can be used to find a wider

range of Clifford logical actions and to restrict *CNOT* and *CZ* gates in accordance with the connectivity of the available hardware.

II. BACKGROUND

A. Stabilizer Codes

In this section, we introduce the key concepts of stabilizer codes and illustrate these using the well-known 5-qubit code as an example. Stabilizer codes are defined by choosing a set \mathbf{G} of **stabilizer generators**. These are a set of independent commuting Pauli operators on n qubits which generate the **stabilizer group** denoted $\langle \mathbf{G} \rangle$. The **codespace** is the subspace of states on n qubits \mathcal{H}_2^n fixed by all elements of \mathbf{G} - that is the set $\{|\psi\rangle \in \mathcal{H}_2^n : A|\psi\rangle = |\psi\rangle, \forall A \in \mathbf{G}\}$.

1. Symplectic Representation of Pauli Operators

Pauli operators on n qubits have a **symplectic representation** as binary vectors of length $2n$. Let \mathbf{x}, \mathbf{z} be binary vectors of length n . We define an **unsigned Pauli operator** as:

$$X(\mathbf{x})Z(\mathbf{z}) := \prod_{0 \leq i < n} X_i^{\mathbf{x}[i]} \prod_{0 \leq i < n} Z_i^{\mathbf{z}[i]}. \quad (1)$$

We refer to the vector \mathbf{x} as the **X-component** and \mathbf{z} as the **Z-component** of the operator. The operators of form $X(\mathbf{x})Z(\mathbf{z})$ generate the Pauli group on n qubits, up to global phases. The single qubit Pauli operators have the following binary string representations:

$$X \equiv (1|0); \quad Z \equiv (0|1); \quad Y = iXZ \equiv (1|1).$$

Note that in the case of the Y operator, the representation does not take into account the global phase i . Up to global phases, multiplication of Pauli operators corresponds to addition of the vector representations modulo 2.

We can check whether two Pauli operators commute via the **symplectic inner product** of their vector representations. The Pauli operators $X(\mathbf{x}_1)Z(\mathbf{z}_1)$ and $X(\mathbf{x}_2)Z(\mathbf{z}_2)$ commute if and only if:

$$(\mathbf{x}_1, \mathbf{z}_1)\Omega_n(\mathbf{x}_2, \mathbf{z}_2)^T = \mathbf{z}_1 \cdot \mathbf{x}_2 + \mathbf{x}_1 \cdot \mathbf{z}_2 = 0 \pmod{2}, \quad (2)$$

where $\Omega_n := \begin{bmatrix} 0_{n \times n} & I_n \\ I_n & 0_{n \times n} \end{bmatrix}$ is the **binary symplectic form**. We will use Ω going forward rather than Ω_n because n is determined by the number of physical qubits used by the stabilizer code.

2. Logical Pauli Operators

Pauli operators which commute with all elements of \mathbf{G} but are not in the stabilizer group $\langle \mathbf{G} \rangle$ are called **non-trivial logical Pauli operators**. A generating set of the non-trivial logical Pauli operators can be determined using the method of section 10.5.7 of [11]. Using Gaussian elimination and permuting the qubits, we can write the check matrix G of a stabilizer code in the following **standard form**:

$$G = \left[\begin{array}{ccc|cc} I & A_1 & A_2 & B & 0 & C_1 \\ 0 & 0 & 0 & D & I & C_2 \end{array} \right] \begin{array}{l} \text{r} \\ \text{s} \end{array} \quad (3)$$

$\underbrace{\hspace{1.5cm}}_r \quad \underbrace{\hspace{1.5cm}}_s \quad \underbrace{\hspace{1.5cm}}_k \quad \underbrace{\hspace{1.5cm}}_r \quad \underbrace{\hspace{1.5cm}}_s \quad \underbrace{\hspace{1.5cm}}_k$

The rank of the check matrix G determines the number of **logical qubits** $k := n - r - s$. We can construct a set of k independent **logical Z** operators and k independent **logical X** operators as follows:

$$L := \begin{bmatrix} L_X \\ L_Z \end{bmatrix} = \begin{bmatrix} 0 & C_2^T & I & C_1^T & 0 & 0 \\ 0 & 0 & 0 & A_2^T & 0 & I \end{bmatrix} \quad (4)$$

Each row of L_Z anticommutes with the corresponding row of L_X , and commutes with all other rows.

Example 1 *The perfect $[[5, 1, 3]]$ Quantum Error Correcting code is generated by:*

$$\mathbf{G} = \langle XZZXI, IXZZX, XIXZZ, ZXIXZ \rangle. \quad (5)$$

Its symplectic representation is:

$$G := \left[\begin{array}{cccc|cccc} 1 & 0 & 0 & 1 & 0 & 0 & 1 & 1 & 0 & 0 \\ 0 & 1 & 0 & 0 & 1 & 0 & 0 & 1 & 1 & 0 \\ 1 & 0 & 1 & 0 & 0 & 0 & 0 & 0 & 1 & 1 \\ 0 & 1 & 0 & 1 & 0 & 1 & 1 & 0 & 0 & 1 \end{array} \right].$$

Calculating the standard form as in 3 we get:

$$G = \begin{bmatrix} g_1 \\ g_2 \\ g_3 \\ g_4 \end{bmatrix} = \left[\begin{array}{cccc|cccc} 1 & 0 & 0 & 0 & 1 & 1 & 1 & 0 & 1 & 1 \\ 0 & 1 & 0 & 0 & 1 & 0 & 0 & 1 & 1 & 0 \\ 0 & 0 & 1 & 0 & 1 & 1 & 1 & 0 & 0 & 0 \\ 0 & 0 & 0 & 1 & 1 & 1 & 0 & 1 & 1 & 1 \end{array} \right] \quad (6)$$

Thus its Pauli logical operator basis is:

$$\begin{bmatrix} L_X \\ L_Z \end{bmatrix} = \left[\begin{array}{cccc|cccc} 0 & 0 & 0 & 0 & 1 & 1 & 0 & 0 & 1 & 0 \\ 0 & 0 & 0 & 0 & 0 & 1 & 1 & 1 & 1 & 1 \end{array} \right] \quad (7)$$

3. Representation of Clifford operators as binary symplectic matrices

Clifford operators are unitaries which map Pauli operators to Pauli operators under conjugation and play a crucial role in quantum error correction. Our algorithms search for logical operators which are composed of physical Clifford gates and whose logical action can also be described as a Clifford unitary. The Clifford operators

form a group denoted by C_2 which has the following generators:

$$C_2 = \langle H, S, CZ \rangle$$

where

$$H := \frac{1}{\sqrt{2}} \begin{bmatrix} 1 & 1 \\ 1 & -1 \end{bmatrix} \quad S := \begin{bmatrix} 1 & 0 \\ 0 & i \end{bmatrix}$$

$$CZ := \begin{bmatrix} 1 & 0 & 0 & 0 \\ 0 & 1 & 0 & 0 \\ 0 & 0 & 1 & 0 \\ 0 & 0 & 0 & -1 \end{bmatrix}$$

Other important Clifford gates which we will use below are:

$$CNOT := \begin{bmatrix} 1 & 0 & 0 & 0 \\ 0 & 1 & 0 & 0 \\ 0 & 0 & 0 & 1 \\ 0 & 0 & 1 & 0 \end{bmatrix}$$

$$SWAP := \begin{bmatrix} 1 & 0 & 0 & 0 \\ 0 & 0 & 1 & 0 \\ 0 & 1 & 0 & 0 \\ 0 & 0 & 0 & 1 \end{bmatrix}$$

$$\sqrt{X} := \frac{1}{2} \begin{bmatrix} 1+i & 1-i \\ 1-i & 1+i \end{bmatrix}$$

$$C(X, X) := \frac{1}{2} \begin{bmatrix} 1 & 1 & 1 & -1 \\ 1 & 1 & -1 & 1 \\ 1 & -1 & 1 & 1 \\ -1 & 1 & 1 & 1 \end{bmatrix}$$

Clifford unitaries can be represented as binary symplectic matrices up to a Pauli factor. **Binary symplectic matrices** are binary matrices U which preserve the symplectic form $U\Omega U^T = \Omega$. A binary symplectic matrix acting on the vector representation of a Pauli operator by right matrix multiplication has the same action as the related Clifford operator acting via conjugation. We illustrate this in the following example which gives the symplectic matrix form of the S , CZ and $CNOT$ Clifford operators:

Example 2 *The symplectic matrix $\left[\begin{array}{cc|cc} 1 & 1 & 1 & 1 \\ 0 & 1 & 1 & 1 \end{array} \right]$ acts on single-qubit Pauli operators as the Clifford operator $S := \begin{bmatrix} 1 & 0 \\ 0 & i \end{bmatrix}$. It is sufficient to determine the action of S on the basis $\{X, Z\}$ of Pauli operators on one qubit up to global phases:*

$$S : X \equiv (1|0) \mapsto Y \equiv (1|1)$$

$$S : Z \equiv (0|1) \mapsto Z \equiv (0|1).$$

This is equivalent to right multiplication by the matrix $\left[\begin{array}{cc|cc} 1 & 1 & 1 & 1 \\ 0 & 1 & 1 & 1 \end{array} \right]$ as claimed.

Similarly, the symplectic matrix $\begin{bmatrix} 0 & 1 \\ 1 & 0 \end{bmatrix}$ swaps the X and Z components and so acts as a Hadamard operator.

The matrix $\begin{bmatrix} 1 & 0 & | & 0 & 1 \\ 0 & 1 & | & 1 & 0 \\ \hline 0 & 0 & | & 1 & 0 \\ 0 & 0 & | & 0 & 1 \end{bmatrix}$ acts on 2-qubit Paulis as an CZ_{01} operator because:

$$\begin{aligned} CZ_{01} : X_0 &\equiv (10|00) \mapsto X_0 Z_1 \equiv (10|01) \\ CZ_{01} : X_1 &\equiv (01|00) \mapsto X_1 Z_0 \equiv (01|10) \\ CZ_{01} : Z_0 &\equiv (00|10) \mapsto Z_0 \equiv (00|10) \\ CZ_{01} : Z_1 &\equiv (00|01) \mapsto Z_1 \equiv (00|01). \end{aligned}$$

Generalising this example, symplectic matrices of form $\begin{bmatrix} I & Q \\ 0 & I \end{bmatrix}$ where Q is a symmetric binary matrix correspond to a product of S_i operators (non-zero entries Q_{ii} along the diagonal) and CZ_{ij} operators (non-zero entries $Q_{ij} = Q_{ji}$).

The binary symplectic matrix $\begin{bmatrix} 1 & 1 & | & 0 & 0 \\ 0 & 1 & | & 0 & 0 \\ \hline 0 & 0 & | & 1 & 0 \\ 0 & 0 & | & 0 & 1 \end{bmatrix}$ acts on 2-qubit Paulis as an $CNOT_{01}$ operator because:

$$\begin{aligned} CNOT_{01} : X_0 &\equiv (10|00) \mapsto X_0 X_1 \equiv (11|00) \\ CNOT_{01} : X_1 &\equiv (01|00) \mapsto X_1 \equiv (01|10) \\ CNOT_{01} : Z_0 &\equiv (00|10) \mapsto Z_0 \equiv (00|10) \\ CNOT_{01} : Z_1 &\equiv (00|01) \mapsto Z_0 Z_1 \equiv (00|11) \end{aligned}$$

Generalising this example, symplectic matrices of form $\begin{bmatrix} C & 0 \\ 0 & (C^T)^{-1} \end{bmatrix}$ where C is an invertible binary matrix correspond to a product of $CNOT$ operators. \square

4. Encoding Operator of a Stabilizer Code

Quantum information is encoded into a stabilizer code by using a Clifford operation called an **encoding operator**. We now show how to construct an encoding operator for a stabilizer code given in terms of a check matrix G and the logical Pauli generators L_X, L_Z . We first construct a set of **destabilizer generators** R which have the property that each row of R anticommutes with the corresponding row of G , but commutes with all other rows of G , L_Z and L_X :

$$R := \begin{bmatrix} R_X \\ R_Z \end{bmatrix} = \begin{bmatrix} 0 & 0 & 0 & | & I & 0 & 0 \\ 0 & I & 0 & | & 0 & 0 & 0 \end{bmatrix} \quad (8)$$

We then write the stabilizers, destabilizers and logical Paulis in **tableau format** [12] as follows:

$$\tau := \begin{bmatrix} G_X \\ G_Z \\ L_X \\ R_X \\ R_Z \\ L_Z \end{bmatrix} = \begin{bmatrix} I & A_1 & A_2 & | & B & 0 & C_1 \\ 0 & 0 & 0 & | & D & I & C_2 \\ 0 & C_2^T & I & | & C_1^T & 0 & 0 \\ \hline 0 & I & 0 & | & 0 & 0 & 0 \\ 0 & 0 & 0 & | & A_2^T & 0 & I \\ 0 & 0 & 0 & | & I & 0 & 0 \end{bmatrix} \quad (9)$$

By construction, τ is a **binary symplectic matrix** because the commutation relations of G, L_X, R and L_Z are equivalent to the identity $\tau \Omega \tau^T = \Omega$.

The Clifford operator $\mathcal{C} : \mathcal{H}_2^n \rightarrow \mathcal{H}_2^n$ corresponding to the binary symplectic matrix τ maps the k -qubit **logical state** $|\psi\rangle$ to the n -qubit **encoded state** $|\overline{\psi}\rangle$ as follows:

$$|\overline{\psi}\rangle := \mathcal{C} \left(|\psi\rangle |+\rangle^{\otimes(n-k)} \right). \quad (10)$$

B. Fault-Tolerant Logical Operators of stabilizer Codes

The objective of this paper is to identify fault-tolerant logical Clifford operators of a given stabilizer code.

A **logical operator** acting on an $[[n, k]]$ stabilizer code is a unitary which maps the code subspace to itself. More specifically, a **Clifford logical operator** \overline{U} is a logical operator which applies a Clifford operator U to the code subspace, transforming the logical basis L_X, L_Z .

Finding a Clifford operator which applies a desired logical action is relatively straightforward. For instance the Clifford operator $\overline{U} := \mathcal{C}(U \otimes I) \mathcal{C}^\dagger$ is a logical U operator where \mathcal{C} is the encoding operator of section II A 4. There is no guarantee that \overline{U} has a fault-tolerant implementation - for instance it may require a high-depth circuit. In this work, we consider the following types of Clifford logical operators:

1. **Single-qubit Transversal circuits:** Circuits with only single-qubit (Clifford) physical gates.
2. **SWAP-Transversal circuits:** Circuits with single-qubit physical gates and *SWAP*s.
3. **General Clifford circuits:** Circuits with single-qubit and general two-qubit physical gates.

The first category involves transversal circuits and is considered fault-tolerant because an error in applying one of the single-qubit Cliffords does not spread errors to other qubits. Efficient methods for identifying diagonal transversal logical operators have already been set out in [10], but our methods can also identify transversal logical operators composed of other single qubit Cliffords such as Hadamard and products of Hadamard and S gates.

Depending on the qubit architecture, *SWAP*-transversal circuits may also be considered fault-tolerant. In some architectures, *SWAP* gates can be accomplished

without any direct interaction between the qubits and no physical operation involving both qubits simultaneously, and hence any faults in the process lead to independent errors on the qubits. Examples of such architectures include ion trap shuttle systems and atom arrays. In fixed layout architectures (e.g. superconducting), *SWAP* gates can be made fault-tolerant via the use of auxiliary qubits, which may have their states reset during the process [9].

If *SWAP* gates are viewed as a primitive instruction of our system, then similarly to [4], the circuits with transversal operations and qubit permutations are fault-tolerant as the second category collapses to the first. This can happen for example on Rydberg atom [13], ion [14] or electron [15] qubit architectures.

Hence, the fault tolerance of operations consisting of single qubit Clifford gates and *SWAP*s can vary depending on the architecture of the system, but can be viewed as a special case between transversal and general circuits.

The third category includes general Clifford circuits which can be of high depth and there is no guarantee that these can be implemented in a fault-tolerant way. Many qubit architectures have connectivity constraints which limit which qubits can be acted upon by multi-qubit gates. The embedded code method outlined in VI allows for the search to be limited to gates which can be implemented within the connectivity constraints of the given device, though the circuits may still be of high depth. We restrict our search in relevant examples to circuits with few *CNOT* and *CZ* gates to exclude trivial circuit implementations such as decoding, applying a unitary and then re-encoding.

Low-depth circuits can potentially be implemented if they are pieceably fault-tolerant. This concept was introduced in [16] and comprises logical gates where the physical entangling 2 qubit gates (ie *CNOT*, *CZ* or their generalizations) are between different code blocks, or in the same code block if the distance d of the code is greater than 4. In this case we can partition them so that r consecutive 2 qubit gates are in the same partition if and only if $r \leq \frac{d-1}{2}$, thus creating a circuit with distance $d - 2r$. Note that the additional resources and depth of these circuits can become quite large in this case. We only find automorphisms corresponding to physical circuits with entangling 2 qubit gates using the embedded codes technique from section VI.

C. Previous work

In [3], the authors described a way to map quantum stabilizer codes to additive codes over $GF(4)$. Automorphisms over $GF(4)$, which are defined as permutations and multiplications by a field element are then used to define equivalent codes. To facilitate the automorphism group calculation, they provide a mapping of Pauli strings of length n corresponding to the stabilizer generators to binary strings of length $3n$. A method for calculating automorphism groups of linear codes over finite

fields was developed in [17]. Here we aim to bring some intuition into why binary strings of length $3n$ are useful to represent Pauli operators by drawing parallels to the symplectic representation of stabilizer codes. We set out different mappings of Pauli operators to binary strings of length $2n$ which allow us to find specific types of circuits as code automorphisms. We also address issues such as Pauli corrections required to preserve the stabilizer group in circuits, since the original $GF(4)$ representation in [3] only works up to a phase.

In [18], automorphism groups of codes are considered to be qubit permutations which preserve the codespace. The authors consider qubit permutations which map X -checks to X -checks and Z -checks to Z -checks. They then show that a larger set of fault-tolerant gates can be derived by using two copies of a CSS code and transversal *CNOT* operators between the two blocks. Our method accommodates non-CSS stabilizer codes, and arbitrary combinations of physical *CNOT*, H , S and *SWAP* gates. In [19], the authors consider automorphism gates as a generalisation of transversal logical operators. They show that a universal gate set cannot be generated using transversal or *SWAP*-transversal operators on a code. Furthermore, a condition is given for a particular logical action to be realised on a code via code automorphisms.

Recently, automorphisms have been used to find logical operators on quantum codes based on ZX -dualities in which the X -checks of a CSS code are mapped to the Z -checks by combining qubit permutations and transversal Hadamard gates. In [4] ZX -dualities were used to implement fault-tolerant logical gates on surface codes. The method was extended to qLDPC CSS codes in [5, 6] with the aim of implementing Hadamard logical operators made from physical H and *SWAP* gates. They also give a construction based on such a ZX -duality to perform a phase type logical operator made from physical S, S^\dagger and *CZ* gates. Notably, the ZX -duality method was referenced in [9] and [20] as a way to implement H gates on Bivariate Bicycle codes and the Carbon code. Here we extend the method to non-CSS codes and show how to find a broader group of fault-tolerant logical operators composed of physical swaps and H gates. We refer to these as *SWAP+H* gates. We generalise the method to *SWAP+S* and *SWAP+ \sqrt{X}* gates and connect it to the general logical Clifford gates through automorphisms method.

III. AUTOMORPHISMS OF STABILIZER CODES

In this paper, we use various binary representations of the stabilizer generators to construct binary linear codes which are related to a given stabilizer code. We look at which permutations of the columns of the binary linear code preserve the code - these are referred to as **permutation automorphisms** of the binary linear code. Some of these permutations correspond to Clifford operations

on the stabilizer code, and we can place restrictions on allowed column swaps to ensure that the resulting gates can be implemented by a combination of single-qubit Clifford operations and swaps of the physical qubits.

A code automorphism is a mapping of the code that preserves the codespace. Specifically for stabilizer codes, we can focus on the mappings of stabilizer generators that preserve their span. When writing the stabilizer generators as a matrix, automorphisms correspond to column swaps that preserve the span of the rows.

Hence, depending on how we represent a stabilizer code, we can get different physical actions corresponding to the symmetries of our code's representation. Furthermore, there are many different ways to represent stabilizer codes, and the term automorphism has many different uses in QEC literature.

In this section we look at different binary representations of the stabilizer code which lead to different automorphism group descriptions, leading to different operations based on symmetries. The goal is to unify and extend these different notions of automorphism groups while giving algorithms to identify and calculate each of them. We start with the symplectic representation of the code and find automorphisms corresponding to logical operators composed of H and $SWAP$ gates. Subsequently, we extend the symplectic representation to form a 3-block representation allowing us to describe single qubit Clifford and $SWAP$ gates as automorphisms.

A. Logical Operators Composed of Physical $SWAP$ and Hadamard Gates

We now illustrate our general method by showing how to find all logical operators which can be implemented using physical $SWAP$ and Hadamard gates. We use the binary representation of Pauli operators outlined in section 3. Specifically:

$$G := [G_X | G_Z]$$

When taking the symplectic representation matrix of the code, we can work with the underlying classical linear code and find its automorphism group. We call this classical linear code $\langle G \rangle$ as the codewords are the row span of the binary generator matrix G .

As we want to maintain the properties of the quantum code, we then need to take the intersection with the automorphism group of the (classical) linear code $\langle B \rangle$ whose generator matrix is:

$$B := [I_n | I_n] .$$

The automorphism group of $\langle B \rangle$ is generated by the following elements:

1. **H -type:** $(i, n + i)$. Exchanges the X and the Z block of the classical linear code. This corresponds to a physical Hadamard gate on qubit i of the stabilizer code.

2. **$SWAP$ -type:** $(i, j)(n + i, n + j), i, j \leq n$. Exchanges the X and the Z components of indices i and j on the classical linear code. This corresponds to a physical $SWAP$ gate between qubits i and j on the stabilizer code.

To find the automorphisms consisting of H and $SWAP$ gates on the stabilizer code, it suffices to find the intersection of:

$$Aut(\langle G \rangle) \cap Aut(\langle B \rangle).$$

We give more details on the derivation of this result in Appendix A 1. With this method we find physical circuits preserving the codespace that consist of qubit permutations and Hadamard gates.

Example 3 We will now calculate the $H+SWAP$ circuits corresponding to automorphisms of the perfect $[[5, 1, 3]]$ code. We found the standard form of its generators and logical basis in equations 6 and 7 respectively. We thus find the automorphism group of the linear code on 10 bits $\langle G \rangle$ with the above generator matrix and intersect it with the automorphism group of the binary linear code on 10 bits $\langle B \rangle$ with generator matrix given by:

$$B := [I_5 | I_5] .$$

The group of their intersection is of order 20 and is generated by 2 permutations corresponding to physical qubit swaps (which implement logical identities) and a permutation corresponding to the circuit in figure 3, which consists of H and $SWAP$ s.

This induces the following action on the logical operators of the code:

$$\begin{aligned} X_L = ZIIZX &\mapsto XIZIX = -g_1 Z_L \\ Z_L = ZZZZZ &\mapsto XXXXX = -g_1 g_2 g_3 g_4 X_L \end{aligned}$$

Note that physical H gate sends a Y to a $-Y$ Pauli. Hence we might require some Pauli correction to ensure the physical circuit preserves the stabilizer generators. We will describe how to solve these issues in more detail in IV.

In [5], the authors introduce the concept of ZX -dualities for a class of CSS codes. ZX -dualities map X -checks of the code to Z -checks and vice versa and are implemented using Hadamard and $SWAP$ operations. The above method generalises the concept of a ZX -duality to non-CSS codes and finds all Clifford logical operators which can be formed from $SWAP$ s and Hadamards, if such operators exist.

Furthermore, we can use alternative binary representations to find Clifford logical operators formed from $SWAP$ and $S \equiv \sqrt{Z}$ gates. We do this by choosing the representation $[G_Z | G_X \oplus G_Z]$, where by \oplus we denote the vector sum modulo 2. In this representation, swapping column i in the G_Z -block with column $n + i$ in the $G_X \oplus G_Z$ block corresponds to applying an S_i gate. Similarly, we use the representation $[G_X | G_X \oplus G_Z]$ to find logical operators formed from $SWAP$ and \sqrt{X} gates.

B. Logical operators formed from physical single qubit Clifford and *SWAP* gates

We have so far shown how to find logical operators formed from *SWAP*s and one of the single qubit Cliffords. We now extend this to arbitrary combinations of single qubit Cliffords and *SWAP*s. This is done by extending the symplectic representation to a 3-block representation as follows.

Starting from the symplectic representation of the stabilizer generators $G := [G_X | G_Z]$, we append an all-zero block with n columns and apply the binary transformation given by

$$\mathcal{E} := \begin{bmatrix} I & 0 & I \\ 0 & I & I \\ I & I & I \end{bmatrix}$$

so that:

$$G_{\mathcal{E}} := [G_X | G_Z | 0] \mathcal{E} = [G_X | G_Z | G_X \oplus G_Z]$$

Example 4 Going back to the $[[5, 1, 3]]$ code of example 3, its 3-block binary representation is:

| G_X | G_Z | $G_X \oplus G_Z$ |
|-------|-------|------------------|
| 10010 | 01100 | 11110 |
| 01001 | 00110 | 01111 |
| 10100 | 00011 | 10111 |
| 01010 | 10001 | 11011 |

In order to maintain the properties of the quantum code and ensure we only have valid Clifford circuits, we then need to take the intersection with the automorphism group of the (classical) linear code whose generator matrix is:

$$B := [I_n | I_n | I_n].$$

As we can see, for this matrix, column swaps can correspond to different actions depending on their indices. Below we will use the cycle notation for permutations (i, j, k) corresponding to the permutation that sends $i \mapsto j \mapsto k \mapsto i$. As before, n is the number of physical qubits and let i be some integer such that $1 \leq i \leq n$. The indices of columns corresponding to qubit i are $i, n+i, 2n+i$, and the permutations correspond to the following gates:

- ***H* type:** $(i, n+i)$ exchanges the X and the Z part of the stabilizer and hence corresponds to a physical H gate on qubit i .
- ***S* type:** $(n+i, 2n+i)$ exchanges the Z and the XZ part of the stabilizer and corresponds to a physical \sqrt{Z} gate (which is S up to Pauli correction based on its phase as we will see in IV).
- ***SWAP* gates:** $(i, j)(n+i, n+j)(2n+i, 2n+j)$ for $1 \leq j \leq n, j \neq i$ corresponds to physical *SWAP* gate between qubits i and j .

We provide a more extensive description of this mapping in Appendix A 1 and show how to find the corresponding symplectic matrix representation in Appendix A 2.

Each automorphism, expressed as a column permutation matrix P , is associated with a symplectic matrix \bar{U}_S which we calculate as follows. By examining each of the allowed gates, we find that for \bar{U}_S a binary symplectic matrix and W an invertible binary matrix which acts only on the XZ block of the stabilizer generators:

$$\mathcal{E} P \mathcal{E}^{-1} = U_S \oplus W. \quad (11)$$

For simplicity, we identify the symplectic matrix \bar{U}_S with the corresponding Clifford operator going forward. To ensure \bar{U}_S is a valid logical operator on the code, we may need to apply a Pauli correction and this is described in section IV.

In Table I we highlight the different automorphism finding algorithms based on what physical circuits they allow us to find.

| Physical Gate Types | Binary Representation | Transf Matrix \mathcal{E} | Intersect Code B |
|----------------------------------|--------------------------------|---|--------------------|
| 1. $H+SWAP$ | $[G_X G_Z]$ | $\begin{bmatrix} I & 0 \\ 0 & I \end{bmatrix}$ | $[I \ I]$ |
| 2. $S+SWAP$ | $[G_Z G_X \oplus G_Z]$ | $\begin{bmatrix} 0 & I \\ I & I \end{bmatrix}$ | $[I \ I]$ |
| 3. $\sqrt{X}+SWAP$ | $[G_X G_X \oplus G_Z]$ | $\begin{bmatrix} I & I \\ 0 & I \end{bmatrix}$ | $[I \ I]$ |
| 4. $\langle H, S \rangle + SWAP$ | $[G_X G_Z G_X \oplus G_Z]$ | $\begin{bmatrix} I & 0 & I \\ 0 & I & I \\ I & I & I \end{bmatrix}$ | $[I \ I \ I]$ |

TABLE I. Family of automorphism algorithms: we show how to find fault-tolerant logical operators formed from *SWAP* and various single-qubit Clifford gate sets. For a stabilizer code with generator matrix $G := [G_X | G_Z]$, we choose a transformation matrix \mathcal{E} to create a generator matrix $G_{\mathcal{E}}$ for a related binary linear code. We then find the automorphism group $\text{Aut}(\langle G_{\mathcal{E}} \rangle)$ using a computational algebra system such as MAGMA. Restricting the automorphism group to $\text{Aut}(\langle G_{\mathcal{E}} \rangle) \cap \text{Aut}(\langle B \rangle)$ ensures that the logical operators use only the desired gate set.

IV. PAULI CORRECTION TO ENSURE SIGNS OF STABILIZER GROUP ARE PRESERVED

In this section we show how to apply a Pauli correction to ensure that the Clifford operators \bar{U}_S of section III B identified via code automorphisms preserve the phases of the stabilizer generators. This step is necessary because symplectic matrices correspond to Clifford operators modulo Pauli operators and phases.

The Clifford operator \bar{U}_S preserves the stabilizer group, but only up to a phase of ± 1 . This is because for a non-trivial Pauli operator A to be a valid stabilizer,

it must have eigenvalues of ± 1 and so $A^2 = I$. Note that $-A$ is also a valid stabilizer with eigenvalues ± 1 , but that $\pm iA$ is not a valid stabilizer as it has eigenvalues $\pm i$. Conjugation by a Clifford operator U results in an operator which squares to I because:

$$(UAU^\dagger)^2 = UAU^\dagger UAU^\dagger = UA^2U^\dagger = I. \quad (12)$$

Accordingly, the Clifford operator associated with \bar{U}_S maps stabilizer generators to elements of the stabilizer group up to a sign of ± 1 but never $\pm i$.

For each stabilizer generator G_i with destabilizer R_i , we perform the following steps. We first determine the phase applied to each stabilizer generator by \bar{U}_S so that or some binary vectors \mathbf{x}, \mathbf{z} and integer u modulo 4:

$$\bar{U}_S G_i \bar{U}_S^\dagger = i^u X(\mathbf{x})Z(\mathbf{z}). \quad (13)$$

If \bar{U}_S is a valid logical operator, the generator G_i should be mapped to a product of stabilizer generators. As a result, the binary vector $(\mathbf{x}|\mathbf{z})$ is a linear combination of the rows of the check matrix G modulo 2 and for some binary vector \mathbf{g} of length $n - k$, we have:

$$(\mathbf{x}|\mathbf{z}) = \mathbf{g}G. \quad (14)$$

Determining \mathbf{g} allows us write the mapped operator as a product of the stabilizer generators so that for some integer v modulo 4:

$$\prod_{0 \leq j < n-k} G_j^{\mathbf{g}[j]} = i^v X(\mathbf{x})Z(\mathbf{z}). \quad (15)$$

If the phase applied by \bar{U}_S is different to the phase of the product of stabilizer generators, we apply the destabilizer R_i to the Pauli correction. We now examine these steps in more detail.

A. Phase Applied by a Clifford Circuit

The logical operators found by the methods of III B are *SWAP*-transversal circuits. As *SWAP* gates do not apply any phase, the phase applied by the circuit \bar{U}_S is determined by the transversal single-qubit Clifford gates. Single-qubit Clifford gates can apply a phase of -1 in the case of the following Pauli operators:

$$HYH = -Y; \quad (16)$$

$$SYS^\dagger = -X; \quad (17)$$

$$\sqrt{X}Z\sqrt{X}^\dagger = -Y. \quad (18)$$

We capture the phase applied by single-qubit Cliffords by pre-pending an integer modulo 4 to the 3-block binary representation (III B) of single-qubit Paulis so that $(p, a, b, c) := (p, x, z, x \oplus z)$. There are six single-qubit Clifford operators (up to Pauli factors and phases) and the update rules for their action on the single-qubit Pauli

operators are set out in table II. The update rules allow us to calculate the phase p of $\bar{U}_S G_i \bar{U}_S^\dagger$ in equation 13 by computing a dot product on the 3-block representation.

| Clifford Gate | \mathbf{X} (0,1,0,1) | \mathbf{Y} (1,1,1,0) | \mathbf{Z} (0,0,1,1) | Action on (p,a,b,c) |
|------------------------|---------------------------|---------------------------|---------------------------|------------------------|
| I | X | Y | Z | (p,a,b,c) |
| H | Z | $-Y$ | X | $(p+c-a-b,b,a,c)$ |
| $S := \sqrt{Z}$ | Y | $-X$ | Z | $(p+a,a,c,b)$ |
| $\sqrt{X} := HSH$ | X | Z | $-Y$ | $(p-b,c,b,a)$ |
| $\Gamma := HS^\dagger$ | Y | Z | X | $(p+c-b,c,a,b)$ |
| $\Gamma^\dagger := SH$ | Z | X | Y | $(p+c-a,b,c,a)$ |

TABLE II. Single qubit Clifford gates and action on phase + 3-block representation.

Example 5 The action of $\Gamma := HS^\dagger$ on single qubit Paulis is:

$$\Gamma(X) = \Gamma(0, 1, 0, 1) = (1, 1, 1, 0) = iXZ = Y$$

$$\Gamma(Y) = \Gamma(1, 1, 1, 0) = (1 - 1, 0, 1, 1) = Z$$

$$\Gamma(Z) = \Gamma(0, 0, 1, 1) = (1 - 1, 1, 0, 1) = X.$$

B. Phase of Mapped Stabilizer

A valid logical operator maps each stabilizer generator to an element of the stabilizer group and this may be a product of various different stabilizer generators. We can express any Pauli operator as a product of stabilizer, destabilizer and logical generators by using the tableau representation τ for the stabilizer code as set out in section II A 4. For a stabilizer code with stabilizer, destabilizer, X - and Z -logical generators in binary form G, R, L_X and L_Z respectively, the tableau τ is a symplectic matrix of form:

$$\tau := \begin{bmatrix} G \\ L_X \\ R \\ L_Z \end{bmatrix}. \quad (19)$$

As τ is a symplectic matrix, its inverse is given by $\Omega\tau^T\Omega$ because:

$$\tau\Omega\tau^T\Omega = \Omega^2 = I. \quad (20)$$

Hence an unsigned Pauli operator $X(\mathbf{x})Z(\mathbf{z})$ can be expressed as a product of stabilizer, destabilizer and logical Pauli generators by calculating the vector \mathbf{b} as follows:

$$\mathbf{b} := (\mathbf{x}|\mathbf{z})\Omega\tau^T\Omega \quad (21)$$

$$:= (\mathbf{g}|\mathbf{a}_X|\mathbf{r}|\mathbf{a}_Z); \quad (22)$$

where \mathbf{g} and \mathbf{r} are binary vectors of length $n - k$ and \mathbf{a}_X and \mathbf{a}_Z are of length k so that:

$$(\mathbf{x}|\mathbf{z}) = \mathbf{b}\tau = \mathbf{g}G + \mathbf{a}_X L_X + \mathbf{r}R + \mathbf{a}_Z L_Z. \quad (23)$$

As we require that $(\mathbf{x}|\mathbf{z})$ is in the span of the stabilizer generators G , the vectors \mathbf{a}_X , \mathbf{a}_Z and \mathbf{r} should be zero so that $(\mathbf{x}|\mathbf{z}) = \mathbf{g}G$. The phase v of equation 15 results from the product of stabilizers specified by the non-zero entries of \mathbf{g} .

C. Application of Destabilizer

We now show applying a destabilizer has the desired effect of updating signs for mapped stabilizer generators. Assume that $u \neq v$ in equations 13,15 so that:

$$\bar{U}_S G_i \bar{U}_S^\dagger = - \prod_{0 \leq j < n-k} G_j^{\mathbf{g}^{[j]}}. \quad (24)$$

If we instead conjugate G_i by $\bar{U}_S R_i$, where R_i is the destabilizer of G_i , we have:

$$\bar{U}_S R_i G_i R_i \bar{U}_S^\dagger = \bar{U}_S (R_i G_i R_i) \bar{U}_S^\dagger \quad (25)$$

$$= -\bar{U}_S G_i \bar{U}_S^\dagger \quad (26)$$

$$= \prod_{0 \leq j < n-k} G_j^{\mathbf{g}^{[j]}}. \quad (27)$$

Because R_i commutes with all other stabilizer generators, the sign of each mapped stabilizer generator can be updated independently. Accordingly, we choose the Pauli correction \bar{U}_P which is the product of the destabilizers R_i where the corresponding mapped stabilizer generator is an element of the stabilizer group up to a sign of -1 .

V. DETERMINING LOGICAL ACTION OF A CLIFFORD CIRCUIT

In this section, we show how to determine the logical action of a Clifford logical operator \bar{U}_S . We will use the tableau form of section II A 4 to apply a Pauli correction to \bar{U}_S and to describe the logical action as a $2k \times 2k$ symplectic matrix.

For each logical Pauli generator L_i , we determine the mapped operator $\bar{U}_S L_i \bar{U}_S^\dagger = i^u X(\mathbf{x})Z(\mathbf{z})$ as described in section IV A. We then calculate the vector $\mathbf{b} = (\mathbf{g}|\mathbf{a}_X|\mathbf{r}|\mathbf{a}_Z)$ of equation 22. The vectors \mathbf{a}_X and \mathbf{a}_Z describe the product of logical X and Z generators respectively which appear in the mapped logical operator. Up to a Pauli operator, the logical action of \bar{U}_S is given by the symplectic matrix U_{ACT} whose i th row is given by the length $2k$ vector $(\mathbf{a}_X|\mathbf{a}_Z)$. A logical Y operator is represented as $XZ = -iY$, so we adjust the logical action by multiplying by the phase $i^{-\mathbf{a}_X \cdot \mathbf{a}_Z}$. The **logical action phase adjustment** ensures that logical Pauli generators, which square to I , map to products of stabilizer and logical Pauli generators which also square to I . For example, this step ensures that a logical \bar{S} maps \bar{X} to $\bar{Y} = i\bar{X}\bar{Z}$ rather than $\bar{X}\bar{Z}$, which squares to $-I$. This also guarantees that the logical action is correct up to a sign of ± 1 .

We ensure that the sign of the logical action is correct by applying a Pauli correction using a similar method to that outlined in section IV. This time, we use the vector \mathbf{b} to calculate a product of stabilizer and logical generators, apply the logical action adjustment phase $i^{-\mathbf{a}_X \cdot \mathbf{a}_Z}$ and check whether this has the same phase as the mapped logical operator. If not, we apply the destabilizer of the logical operator to update the sign. For a logical \bar{X}_i corresponding to row i of L_X , the destabilizer is the anti-commuting logical \bar{Z}_i corresponding to row i of L_Z . As the logical generators commute with all other stabilizer and logical generators, this allows us to update the signs independently. A combined algorithm to calculate the Pauli correction \bar{U}_P and the logical action U_{ACT} is set out in algorithm 2.

VI. MULTI-QUBIT PHYSICAL GATES VIA AUTOMORPHISMS OF EMBEDDED CODES

We have so far been working with *SWAP*-transversal logical Clifford operators which consist of physical *SWAP* and single-qubit Clifford operators. The embedded code technique allows us to find a broader range of logical operators, including those which employ two-qubit *CNOT* and *CZ* physical gates. The resulting logical operators may be high depth and are not guaranteed to be fault-tolerant. The technique does allow for restrictions on which qubits can interact via two qubit gates and so may be useful for certain device architectures.

The embedded code technique was introduced in [10] as a method for finding logical operators of CSS codes involving multi-qubit diagonal gates. In the present work, we generalise the method to non-CSS codes and to non-diagonal Clifford gates. We construct an embedded code by defining a $m \times n$ binary matrix M whose rows are of weight two. Each row of M corresponds to a pair of qubits in the original codespace. Connectivity constraints of a particular device can be encoded by only including in M rows where the corresponding two-qubit gates are available. We provide more details about the definition and calculation of the embedded code in appendix D.

For a stabilizer code with check matrix $G := [G_X|G_Z]$, the check matrix of the embedded code on $n+m$ qubits is given by:

$$G_V := \left[\begin{array}{cc|cc} G_X & G_X M^T & G_Z & 0 \\ 0 & 0 & M & I \end{array} \right] \quad (28)$$

In appendix D 4, we derive the relations between permutations of the columns of the check matrix of the embedded code and the corresponding single- and two-qubit Clifford operations on the original codespace. We include the results below in table III. In example VIII B we show that we find a wider range of logical Clifford operators via the embedded code method versus the methods of section III B for the $[[4, 2, 2]]$ code.

| Embedded Codespace | Original Codespace |
|--------------------|--------------------|
| $S_{(12)}$ | $S_1 S_2 CZ_{12}$ |
| $SWAP_{(12),2}$ | $CNOT_{12}$ |

TABLE III. Actions on Embedded Codespace and their corresponding physical gates on the original code. The notation $S_{(12)}$ indicates an S operator applied to the auxiliary qubit represented by the pair of physical qubits (1, 2).

VII. REPRESENTATION OF SYMPLECTIC MATRICES AS CIRCUITS

Both the physical implementations of logical operators and their logical actions have so far been presented as a symplectic matrix plus a Pauli correction. In this section, we show how we translate this representation into a circuit composed of single- and 2-qubit Clifford gates.

In Theorem 7 in Appendix B we show that any symplectic matrix can be written as $U = U_A U_B U_C U_H$ where:

- U_A represents a product of $C(X, X)$ and \sqrt{X} operators;
- U_B is a product of CZ and S operators;
- U_C is a product of $CNOT$ operators; and
- U_H is a product of single-qubit Hadamard operators.

This leads to a natural decomposition of Clifford unitaries in 6 layers of gates as H - $CNOT$ - S - CZ - \sqrt{X} - $C(X, X)$.

VIII. EXAMPLES AND RESULTS

A. 5-qubit perfect code

We applied algorithms in Sec. III and IV to the 5-qubit perfect code with code parameters $[[5,1,3]]$. This code has a transversal logical HS^\dagger gate as shown in FIG. 2. When $SWAP$ -transversal gates are considered, all single qubit Clifford gates can be implemented in a fault-tolerant way. In particular, we find a different way to implement a logical Hadamard gate to the one mentioned in [16].

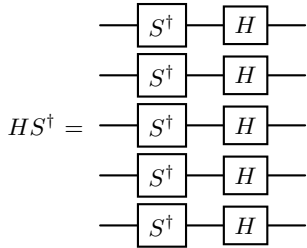


FIG. 2. Transversal $\Gamma_{XYZ} = HS^\dagger$ gate of the $[[5,1,3]]$ code.

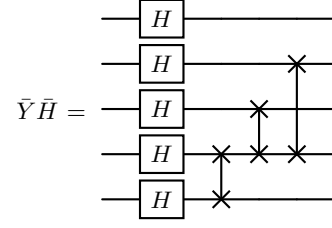


FIG. 3. $SWAP$ -transversal \bar{H} gate of the $[[5,1,3]]$ code.

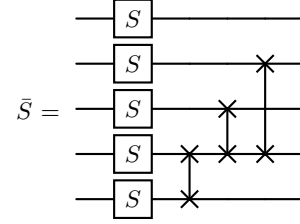


FIG. 4. $SWAP$ -transversal \bar{S} gate of the $[[5,1,3]]$ code.

Interactive notebook available at: <https://github.com/hsayginel/autqec/tree/main/examples>.

B. 4-qubit code

We now illustrate the 3-block method of section III B by applying it to the $[[4, 2, 2]]$ code which has the following stabilizer generators and logical operators.

$$\mathbf{G} := \begin{bmatrix} XXXX \\ ZZZZ \end{bmatrix}, \quad \begin{bmatrix} L_X \\ L_Z \end{bmatrix} = \begin{bmatrix} X I I X \\ X I X I \\ Z I Z I \\ Z I I Z \end{bmatrix}$$

The resulting logical operators are shown in table IV. Note that we do not obtain the full logical Clifford group because we do not have logical H and S addressing individual logical qubits.

| Gate | Circuit | Type |
|-----------------------|-----------------------------------|---------------------|
| $\bar{H}_1 \bar{H}_2$ | $H_1 H_2 H_3 H_4 SWAP_{3,4}$ | Transversal |
| \bar{CZ} | $S_1^\dagger S_2^\dagger S_3 S_4$ | Transversal |
| $\bar{CNOT}_{1,2}$ | $SWAP_{2,4}$ | $SWAP$ -transversal |
| $\bar{CNOT}_{2,1}$ | $SWAP_{2,3}$ | $SWAP$ -transversal |
| $\bar{SWAP}_{1,2}$ | $SWAP_{3,4}$ | $SWAP$ -transversal |

TABLE IV. $SWAP$ -transversal Logical Clifford gates of the $[[4,2,2]]$ code.

We do obtain a full set of logical Clifford operators for the $[[4, 2, 2]]$ code via the embedded code technique of section VI, though these are not $SWAP$ -transversal and so are not necessarily fault-tolerant. We choose the embedding matrix $\begin{bmatrix} I \\ M \end{bmatrix}$ where M is the binary matrix

whose rows are the binary vectors of length 4 and weight 2. We add $m := \binom{4}{2} = 6$ auxiliary qubits and the check matrix of the embedded code is:

$$G_V := \left[\begin{array}{cc|cc} G_X & G_X M^T & G_Z & 0 \\ 0 & 0 & M & I \end{array} \right]$$

$$= \left[\begin{array}{cc|cc} 1111 & 000000 & 0000 & 000000 \\ 0000 & 000000 & 1111 & 000000 \\ 0000 & 000000 & 1100 & 100000 \\ 0000 & 000000 & 1010 & 010000 \\ 0000 & 000000 & 1001 & 001000 \\ 0000 & 000000 & 0110 & 000100 \\ 0000 & 000000 & 0101 & 000010 \\ 0000 & 000000 & 0011 & 000001 \end{array} \right]$$

We find circuits implementing S and \sqrt{X} on each logical qubit using algorithm 3 which searches for implementations of logical operators with a desired action:

| Gate | Circuit | Type |
|--------------|---------------------------------------|------------------|
| \bar{S}_1 | $S_1 S_3 C Z_{1,3}$ | General Clifford |
| \bar{S}_2 | $S_1 S_4 C Z_{1,4}$ | General Clifford |
| \sqrt{X}_1 | $\sqrt{X}_1 \sqrt{X}_4 C(X, X)_{1,4}$ | General Clifford |
| \sqrt{X}_2 | $\sqrt{X}_1 \sqrt{X}_3 C(X, X)_{1,3}$ | General Clifford |

TABLE V. Logical Clifford gates of the $[[4,2,2]]$ code via embedded code technique.

Interactive notebook available at: <https://github.com/hsayginel/autqec/tree/main/examples>.

C. $[[n,1,d]]$ codes in codetables.de up to $n=30$

We then applied the algorithms in section IIIB and IV to best-known-distance codes with $k = 1$ logical qubit from `codetables.de` [8]. Our results are presented in table VI. We observe that most $k = 1$ codes have the full single-qubit Clifford group, achieved via *SWAP*-transversal gates. On the other hand, when restricting the logical gate implementation to only transversal operations, we can only achieve a small subset of these gates. In table VII we list the transversal gate implementations.

| Logical gates | n |
|------------------------|----------------------------------|
| I | 4, 16, 28 |
| S | 24 |
| SH | 10 – 15 |
| $\langle S, H \rangle$ | all other codes with $n \leq 30$ |

TABLE VI. *SWAP*-transversal gates of $[[n,1,d]]$ codes up to $n \leq 30$ physical qubits.

| Logical gates | n |
|------------------------|----------------------------------|
| I | all other codes with $n \leq 30$ |
| S | 2, 3 |
| SH | 5, 17, 25, 29 |
| $\langle S, H \rangle$ | 7 |

TABLE VII. Transversal gates of $[[n,1,d]]$ codes up to $n \leq 30$ physical qubits.

Data available at: <https://github.com/hsayginel/autqec/tree/main/codetables>.

D. Bivariate Bicycle (BB) Codes

We calculate the *SWAP*-transversal gates of the Bivariate Bicycle codes listed in [9]. One of the main properties of these codes is that their logical qubits can be partitioned into two blocks of equal size, called the unprimed and primed blocks. The authors then identify two types of *SWAP*-transversal gates:

- Grid translation automorphisms:** *SWAPs* along the Tanner graph which correspond to logical *CNOTs* between qubits in the same logical block.
- ZX*-dualities:** logical global Hadamards and *SWAPs* between pairs of qubits across 2 logical blocks.

Using the method of section IIIA, we can identify $H+SWAP$ logical operators for the codes of [9] for up to $n = 360$ qubits. This allows us to identify both grid translation and *ZX*-dualities for the relevant codes. Furthermore, by allowing unrestricted physical *SWAP* operations we find additional generators of the automorphism group. These typically implement a logical *CNOT* circuit between the primed and unprimed logical blocks (ie without any logical H gate). The logical action of one of these is shown in figure 5 for the $[[108,8,10]]$ code. In table VIII we list the orders of the automorphism and logical action groups we find, and compare these to the results of [9] and [21].

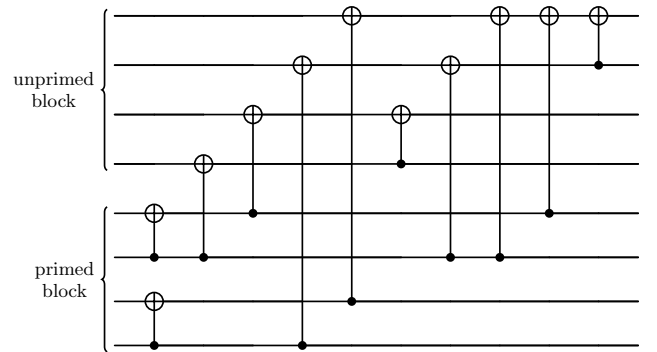


FIG. 5. Logical action of the additional automorphism group generator for the $[[108,8,10]]$ Bivariate Bicycle Code as a *CNOT* circuit.

| Code | $ \text{Aut}(\mathcal{G}) $ | $ \text{Aut}_{\text{IBM}} $ | $ \Lambda $ | $ \Lambda_{\text{IBM}} $ |
|-------------------------|-----------------------------|-----------------------------|-------------|--------------------------|
| [[72, 12, 6]] | 864 | 72 | 864 | 72 |
| [[90, 8, 10]] | 360 | 90 | 72 | - |
| [[108, 8, 10]] | 216 | 108 | 36 | - |
| [[144, 12, 12]] | 288 | 144 | 144 | 72 |
| [[288, 12, 18]] | 1728 | 288 | 432 | - |
| [[360, 12, ≤ 24]] | 720 | 360 | 144 | - |

TABLE VIII. Orders of the automorphism and logical action groups of the Bivariate Bicycle Codes of [9]. The order of the automorphism groups we find is denoted $|\text{Aut}(\mathcal{G})|$. The order of the group generated by the grid translation automorphisms and the ZX-duality identified in [9] is denoted Aut_{IBM} and is the same as the number of physical qubits of the code. The size of the logical action group we find is denoted $|\Lambda|$. Where available, we compare this to the size of the logical action group found in [9], which is denoted $|\Lambda_{\text{IBM}}|$.

Data available at: https://github.com/hsayginel/autqc/tree/main/examples/bivariate_bicycle_codes.

IX. CONCLUSION

In this work, we have presented a number of different algorithms to identify the logical Clifford gates implementable through code automorphisms. The key to our methods is mapping a stabilizer code to a binary linear code. We first extend the methods for identifying fold-transversal $SWAP + H$ operations to non-CSS stabilizer codes. We also generalize our method to finding $SWAP + S$ and $SWAP + \sqrt{X}$ physical circuits. Furthermore, we combined the above to find all single qubit Clifford + $SWAP$ circuits preserving the codespace, using a 3-

block representation of the stabilizer code. This matches the code automorphisms over $GF(4)$ from [3]. We also include methods to ensure the phases of the physical circuit preserve the stabilizer group and match the logical operator phases. Our methods show some very interesting results when applied to the best-distance codes with 1 logical qubit. Specifically, we find that most of them allow for $SWAP$ -transversal implementations of the single qubit Clifford group, far more than what is achievable using only transversal gates. Finally, we found that for the bivariate bicycle codes [9], there exist further automorphisms with interesting logical actions if we allow for arbitrary physical qubit $SWAP$ s. We provide a package which implements all the aforementioned methods using Python and the computational package MAGMA for the computation of the automorphism group of a binary linear code.

ACKNOWLEDGMENTS

HS is supported by the Engineering and Physical Sciences Research Council [grant number EP/S021582/1]. HS also acknowledges support from the National Physical Laboratory. MW and DEB are supported by the Engineering and Physical Sciences Research Council [grant number EP/W032635/1]. AR, MW and DEB are supported by the Engineering and Physical Sciences Research Council [grant number EP/S005021/1]. SK and DEB are supported by the Engineering and Physical Sciences Research Council [grant number EP/Y004620/1]. The authors would like to thank Geoff Bailey, Simon Burton, Earl Campbell, Alastair Kay and Heather Leitch for helpful discussions.

-
- [1] D. Gottesman, Theory of fault-tolerant quantum computation, *Phys. Rev. A* **57**, 127 (1998).
 - [2] B. Eastin and E. Knill, Restrictions on Transversal Encoded Quantum Gate Sets, *Physical Review Letters* **102**, 110502 (2009), publisher: American Physical Society.
 - [3] A. Calderbank, E. Rains, P. Shor, and N. Sloane, Quantum error correction via codes over $GF(4)$, in *Proceedings of IEEE International Symposium on Information Theory* (1997) pp. 292-, <https://ieeexplore.ieee.org/document/613213>.
 - [4] J. E. Moussa, Transversal Clifford gates on folded surface codes, *Physical Review A* **94**, 042316 (2016), publisher: American Physical Society.
 - [5] N. P. Breuckmann and S. Burton, Fold-transversal clifford gates for quantum codes, *Quantum* **8**, 1372 (2024).
 - [6] A. O. Quintavalle, P. Webster, and M. Vasmer, Partitioning qubits in hypergraph product codes to implement logical gates, *Quantum* **7**, 1153 (2023).
 - [7] W. Bosma, J. Cannon, and C. Playoust, The Magma Algebra System I: The User Language, *Journal of Symbolic Computation* **24**, 235 (1997).
 - [8] M. Grassl, Bounds on the minimum distance of linear codes and quantum codes, Online available at <http://www.codetables.de> (2007).
 - [9] S. Bravyi, A. W. Cross, J. M. Gambetta, D. Maslov, P. Rall, and T. J. Yoder, High-threshold and low-overhead fault-tolerant quantum memory, *Nature* **627**, 778 (2024), publisher: Nature Publishing Group.
 - [10] M. A. Webster, A. O. Quintavalle, and S. D. Bartlett, Transversal diagonal logical operators for stabiliser codes, *New Journal of Physics* **25**, 103018 (2023), publisher: IOP Publishing.
 - [11] M. A. Nielsen and I. L. Chuang, *Quantum Computation and Quantum Information: 10th Anniversary Edition* (2010), ISBN: 9780511976667 Publisher: Cambridge University Press.
 - [12] S. Aaronson and D. Gottesman, Improved Simulation of Stabilizer Circuits, *Physical Review A* **70**, 052328 (2004), arXiv:quant-ph/0406196.
 - [13] Y. Xiao, Y.-H. Kang, R.-H. Zheng, J. Song, Y.-H. Chen, and Y. Xia, Effective nonadiabatic holonomic swap gate with Rydberg atoms using invariant-based reverse engineering, *Physical Review A* **109**, 062610 (2024), pub-

- lisher: American Physical Society.
- [14] D. Kielpinski, C. Monroe, and D. J. Wineland, Architecture for a large-scale ion-trap quantum computer, *Nature* **417**, 709 (2002), publisher: Nature Publishing Group.
 - [15] T. A. Baart, M. Shafiei, T. Fujita, C. Reichl, W. Wegscheider, and L. M. K. Vandersypen, Single-spin CCD, *Nature Nanotechnology* **11**, 330 (2016), publisher: Nature Publishing Group.
 - [16] T. J. Yoder, R. Takagi, and I. L. Chuang, Universal Fault-Tolerant Gates on Concatenated Stabilizer Codes, *Physical Review X* **6**, 031039 (2016), publisher: American Physical Society.
 - [17] J. Leon, Computing automorphism groups of error-correcting codes, *IEEE Transactions on Information Theory* **28**, 496 (1982).
 - [18] M. Grassl and M. Roetteler, Leveraging automorphisms of quantum codes for fault-tolerant quantum computation, in *2013 IEEE International Symposium on Information Theory* (2013) pp. 534–538, iSSN: 2157-8117.
 - [19] B. Zeng, A. Cross, and I. L. Chuang, Transversality versus universality for additive quantum codes, *IEEE Transactions on Information Theory* **57**, 6272 (2011).
 - [20] M. P. da Silva, C. Ryan-Anderson, and et al., Demonstration of logical qubits and repeated error correction with better-than-physical error rates (2024), arXiv:2404.02280 [quant-ph].
 - [21] A. Cross, Z. He, P. Rall, and T. Yoder, Linear-Size Ancilla Systems for Logical Measurements in QLDPC Codes (2024), arXiv:2407.18393 [quant-ph].
 - [22] D. Gottesman, Stabilizer Codes and Quantum Error Correction (1997), arXiv:quant-ph/9705052.

Appendix A: Correspondence of Permutations and Symplectic Matrices

We will now give a more detailed description of our approach to mapping automorphisms of a binary linear code to *SWAP*-transversal Clifford gates. We begin by showing a mapping of the circuits to automorphisms of a binary linear code. We then construct the mapping of these permutations into symplectic matrices using the transformation matrix.

1. Connection between *SWAP*-transversal operations and Automorphism Groups of Binary cyclic block codes

We will now prove that there is a 1-to-1 correspondence between the automorphism group of the classical binary linear code of size $3n$ generated by the matrix:

$$B_n := [I_n \mid I_n \mid I_n].$$

and all circuits composed of H, S and *SWAP* gates on n qubits, modulo Pauli operators.

We start by finding a description of the automorphism group of the binary linear code $\langle B_n \rangle$ generated by B_n . Let e_i be the binary vector of length n with 1 in position i and 0 everywhere else. The generators of $\langle B_n \rangle$ can be written as:

$$g_i := (e_i | e_i | e_i), \forall 1 \leq i \leq n. \quad (\text{A1})$$

Any codeword $b \in \langle B_n \rangle$ will thus be of the form:

$$b = \sum_{i=1}^n a_i g_i = (a_1, a_2, \dots, a_n, a_1, a_2, \dots, a_n, a_1, a_2, \dots, a_n) \quad (\text{A2})$$

for some $a_i \in \{0, 1\}$.

Theorem 6 *The automorphism group of the binary linear code generated by B_n , $\text{Aut}(\langle B_n \rangle)$ is generated by permutations of the following three types:*

1. $(i, n+i), \forall 1 \leq i \leq n$
2. $(n+i, 2n+i), \forall 1 \leq i \leq n$
3. $(i, j)(n+i, n+j)(2n+i, 2n+j), \forall 1 \leq i < j \leq n$

and its size is: $|\text{Aut}(\langle B_n \rangle)| = 6^n n!$

Proof

Let P be an automorphism of $\langle B_n \rangle$ ie $P \in \text{Aut}(\langle B_n \rangle)$. As we described in III, P will be a permutation of the $3n$ bits, $P \in S_{3n}$, that preserves the codespace. We check the action of P on a generator g_i . As this is a binary vector of length $3n$ with 3 non-zero coordinates, $P(g_i)$ will also be a binary vector of length $3n$ with 3 non-zero coordinates. There are two cases depending on where the mapped non-zero coordinates will be: we can either have more than 2 non zero elements in one of the three n -tuples, or exactly 1 non zero element in each n tuple.

Specifically, we have the following cases:

1. $P(g_i) = (e_j + e_k | e_l | 0)$ or $P(g_i) = (e_j + e_k + e_l | 0 | 0)$ for some $1 \leq j, k, l \leq n$. This is not a valid codeword of $\langle B_n \rangle$, as it is not of the form in equation A2. Similarly if we have at least 2 non zero elements in the second or third tuple.
2. $P(g_i) = (e_j | e_k | e_l)$ for some $1 \leq j, k, l \leq n$. If $j \neq k$, then matching the form of A2, from the first n bits we get that $a_j = 1, a_k = 0$ while from the second n bits we find that $a_j = 0, a_k = 1$ which is a contradiction. Similarly, if $j \neq l$. Hence, we require $j = k = l$, and $P(g_i) = (e_j | e_j | e_j) = g_j$. This is a valid codeword of $\langle B_n \rangle$ and hence P is a valid automorphism.

We see that all the automorphisms of $\langle B_n \rangle$, are of the form $P(g_i) = g_j$ for some $1 \leq i, j \leq n$, or equivalently $P : (e_i | e_i | e_i) \mapsto (e_j | e_j | e_j)$. Thus, for each i , P can swap column i with $n+i$ or $2n+i$, or column $n+i$ with $2n+i$, and then columns i with j , $n+i$ with $n+j$ and $2n+i$ with $2n+j$. This is equivalent to permuting each column to the same index in each of the 3 blocks and permuting n indices separately, thus the elements of $\text{Aut}(\langle B_n \rangle)$ are generated by the following permutations:

- $(i, n+i), \forall 1 \leq i \leq n$
- $(n+i, 2n+i), \forall 1 \leq i \leq n$
- $(i, j)(n+i, n+j)(2n+i, 2n+j), \forall 1 \leq i < j \leq n$

Hence the order of the automorphism group of the binary linear code $\langle B_n \rangle$ is:

$$|Aut(\langle B_n \rangle)| = |S_3|^n |S_n| = 6^n n!. \quad (\text{A3})$$

□

Let K be the set of all possible circuits composed of H, S and $SWAP$ s. These form a group with group operation being circuit composition.

We now introduce the map $\phi : Aut(\langle B_n \rangle) \mapsto K$ defined by:

$$(i, n+i) \mapsto H_i, \quad \forall 1 \leq i \leq n \quad (\text{A4})$$

$$(n+i, 2n+i) \mapsto S_i, \quad \forall 1 \leq i \leq n \quad (\text{A5})$$

$$(i, j)(n+i, n+j)(2n+i, 2n+j) \mapsto SWAP_{ij}, \quad \forall 1 \leq i < j \leq n. \quad (\text{A6})$$

This is a group isomorphism, as multiplying the permutations before applying the map has the same effect as applying ϕ and then composing the circuits.

Similarly, for the 2 block representations discussed in section III A, the automorphism group of

$$B := [I_n \mid I_n].$$

is generated by permutations of the type $(i, n+i)$ and $(i, j)(n+i, n+j)$ corresponding to a transversal Clifford gate, such as H_i for the symplectic binary representation, and $SWAP_{ij}$ respectively. By the same argument as in Theorem 6, the size of the group is then $|S_2|^n |S_n| = 2^n n!$.

2. Mapping of Permutation Automorphisms to Symplectic Matrices

We now show how each of the allowed permutation automorphisms translate to symplectic matrices under conjugation by the transformation matrix \mathcal{E} . For the 3-block representation $[G_X | G_Z | G_X \oplus G_Z]$ of section III B, the transformation matrix and its inverse are given by:

$$\mathcal{E} := \begin{bmatrix} I & 0 & I \\ 0 & I & I \\ I & I & I \end{bmatrix}; \mathcal{E}^{-1} := \begin{bmatrix} 0 & I & I \\ I & 0 & I \\ I & I & I \end{bmatrix}. \quad (\text{A7})$$

a. S-Type Permutation

On a single qubit, the permutation corresponding to an S gate as we defined it above in A5 is $(2, 3)$ in cycle notation. Its matrix representation, thus is given by:

$$P_S := \begin{bmatrix} 1 & 0 & 0 \\ 0 & 0 & 1 \\ 0 & 1 & 0 \end{bmatrix}. \quad (\text{A8})$$

We see that right multiplication by this matrix swaps the Z and XZ component of the 3 block binary representation of III B.

We calculate the corresponding symplectic matrix as follows:

$$U_S \oplus W_S := \mathcal{E}P_S\mathcal{E}^{-1} \quad (\text{A9})$$

$$= \begin{bmatrix} 1 & 0 & 1 \\ 0 & 1 & 1 \\ 1 & 1 & 1 \end{bmatrix} \begin{bmatrix} 1 & 0 & 0 \\ 0 & 0 & 1 \\ 0 & 1 & 0 \end{bmatrix} \begin{bmatrix} 0 & 1 & 1 \\ 1 & 0 & 1 \\ 1 & 1 & 1 \end{bmatrix} \quad (\text{A10})$$

$$= \begin{bmatrix} 1 & 1 & 0 \\ 0 & 1 & 1 \\ 1 & 1 & 1 \end{bmatrix} \begin{bmatrix} 0 & 1 & 1 \\ 1 & 0 & 1 \\ 1 & 1 & 1 \end{bmatrix} \quad (\text{A11})$$

$$= \begin{bmatrix} 1 & 1 & 0 \\ 0 & 1 & 0 \\ 0 & 0 & 1 \end{bmatrix} \quad (\text{A12})$$

$$= \begin{bmatrix} 1 & 1 \\ 0 & 1 \end{bmatrix} \oplus [1]. \quad (\text{A13})$$

The symplectic matrix U_S corresponds to an S operator (see example 2), and the action of W_S on the XZ block is trivial.

b. Hadamard-Type Permutation

The permutation matrix swapping the X and Z blocks on a single qubit is given by:

$$P_H := \begin{bmatrix} 0 & 1 & 0 \\ 1 & 0 & 0 \\ 0 & 0 & 1 \end{bmatrix} \quad (\text{A14})$$

Under conjugation by \mathcal{E} , we obtain the following symplectic matrix:

$$U_H \oplus W_H := \mathcal{E}P\mathcal{E}^{-1} = \begin{bmatrix} 0 & 1 \\ 1 & 0 \end{bmatrix} \oplus [1] \quad (\text{A15})$$

The symplectic matrix U_H corresponds to a single-qubit H operator (see example 2).

c. SWAP-Type Permutation

Now consider a permutation of qubits given by an $n \times n$ permutation matrix Q . The corresponding permutation matrix in the 3-block representation is given by

$$P_Q := \begin{bmatrix} Q & 0 & 0 \\ 0 & Q & 0 \\ 0 & 0 & Q \end{bmatrix} \quad (\text{A16})$$

Under conjugation by \mathcal{E} , we obtain the following symplectic matrix:

$$U_Q \oplus W_Q := \mathcal{E}P\mathcal{E}^{-1} = P_Q = \begin{bmatrix} Q & 0 \\ 0 & Q \end{bmatrix} \oplus [Q] \quad (\text{A17})$$

The symplectic matrix U_Q corresponds to the permutation Q on the qubits. In this case, W_Q is not trivial and implements a corresponding permutation on the XZ block.

Appendix B: Decomposition of Symplectic Matrix into Circuit Form

In this Appendix, we show how to decompose a symplectic matrix into a circuit involving $H, CNOT, C(X, X), \sqrt{X}, CZ$ and S gates. We first set out our main theorem which shows that such a decomposition exists, then give an algorithm for obtaining the decomposition in practice.

1. Existence of Circuit Decomposition

In this section, we show that any symplectic matrix can be written as a product of four symplectic matrices - one corresponding to $C(X, X)$ and \sqrt{X} gates, one corresponding to CZ and S gates, one corresponding to $CNOT$ gates and one corresponding to Hadamard gates.

Theorem 7 (Product form of symplectic matrix) *Any symplectic matrix can be written in the form $U = U_A U_B U_C U_H$ where:*

- $U_A := \left[\begin{array}{c|c} I & 0 \\ \hline A & I \end{array} \right]$ for some symmetric $n \times n$ binary matrix A is a set of $C(X, X)$ and \sqrt{X} gates;
- $U_B := \left[\begin{array}{c|c} I & B \\ \hline 0 & I \end{array} \right]$ for some symmetric $n \times n$ binary matrix B is a set of CZ and S gates;
- $U_C := \left[\begin{array}{c|c} C & 0 \\ \hline 0 & C^{-T} \end{array} \right]$ for some invertible $n \times n$ binary matrix C is a set of $CNOT$ gates; and
- $U_H := \left[\begin{array}{c|c} \text{diag}(1 - \mathbf{h}) & \text{diag}(\mathbf{h}) \\ \hline \text{diag}(\mathbf{h}) & \text{diag}(1 - \mathbf{h}) \end{array} \right]$ for some length n binary vector \mathbf{h} corresponding to a set of Hadamard gates.

Proof To solve for U_H , we follow the method outlined in Lemma 6 of [12]. Let $U := \left[\begin{array}{c|c} C_0 & B_0 \\ \hline A_0 & C_1 \end{array} \right]$. The rows of $[C_0|B_0]$ are independent so if C_0 is of rank $r < n$, then for some B_1, C_2 and B_2 of rank $n - r$ we have:

$$RREF(C_0|B_0) = \left[\begin{array}{c|c} C_2 & B_1 \\ \hline 0 & B_2 \end{array} \right]. \quad (B1)$$

Now calculate $RREF(B_2)$ and form the binary vector \mathbf{h} of length n where the i th component of \mathbf{h} is 1 if and only if i is a pivot when calculating $RREF(B_2)$. Following the reasoning of Lemma 6 of [12], the upper left hand block of UU_H is invertible so we set this to be C and form U_C . Applying the inverse $U_C^{-1} := \left[\begin{array}{c|c} C^{-1} & 0 \\ \hline 0 & C^T \end{array} \right]$ to the RHS of UU_H , for some A, B, C_3 we have:

$$UU_H U_C^{-1} = \left[\begin{array}{c|c} I & B \\ \hline A & C_3 \end{array} \right]. \quad (B2)$$

This matrix is symplectic so

$$\Omega = \left[\begin{array}{c|c} 0 & I \\ \hline I & 0 \end{array} \right] = \left[\begin{array}{c|c} I & B \\ \hline A & C_3 \end{array} \right] \Omega \left[\begin{array}{c|c} I & B \\ \hline A & C_3 \end{array} \right]^T \quad (B3)$$

$$= \left[\begin{array}{c|c} B & I \\ \hline C_3 & A \end{array} \right] \left[\begin{array}{c|c} I & A^T \\ \hline B^T & C_3^T \end{array} \right] \quad (B4)$$

$$= \left[\begin{array}{c|c} B + B^T & BA^T + C_3^T \\ \hline C_3 + AB^T & C_3 A^T + AC_3^T \end{array} \right]. \quad (B5)$$

Hence $B + B^T = 0$ and so B is symmetric. The transpose of $UU_H U_C^{-1}$ is also symplectic and this implies that A is symmetric as well. We construct U_A and U_B , noting that these are self-inverse, and apply them to the RHS:

$$UU_H U_C^{-1} U_B U_A = \left[\begin{array}{c|c} I & B \\ \hline A & C_3 \end{array} \right] \left[\begin{array}{c|c} I & B \\ \hline 0 & I \end{array} \right] \left[\begin{array}{c|c} I & 0 \\ \hline A & I \end{array} \right] \quad (B6)$$

$$= \left[\begin{array}{c|c} I & B \\ \hline A & C_3 \end{array} \right] \left[\begin{array}{c|c} I + BA & B \\ \hline A & I \end{array} \right] \quad (B7)$$

$$= \left[\begin{array}{c|c} I + BA + BA & B + B \\ \hline A + ABA + C_3 A & AB + C_3 \end{array} \right] \quad (B8)$$

$$= \left[\begin{array}{c|c} I & 0 \\ \hline (I + AB + C_3)A & AB + C_3 \end{array} \right]. \quad (B9)$$

This is a symplectic matrix and this implies that $AB+C_3 = I$ because, writing $D := (I+AB+C_3)A$ and $E := AB+C_3$:

$$\Omega = \begin{bmatrix} 0 & I \\ I & 0 \end{bmatrix} = \begin{bmatrix} I & 0 \\ D & E \end{bmatrix} \Omega \begin{bmatrix} I & 0 \\ D & E \end{bmatrix}^T \quad (\text{B10})$$

$$= \begin{bmatrix} 0 & I \\ E & D \end{bmatrix} \begin{bmatrix} I & D^T \\ 0 & E^T \end{bmatrix} \quad (\text{B11})$$

$$= \begin{bmatrix} 0 & E^T \\ E & ED^T + DE^T \end{bmatrix}. \quad (\text{B12})$$

This in turn implies that $UU_HU_C^{-1}U_BU_A = I$ and so $U = U_AU_BU_CU_H$ as claimed. \square

2. Calculating the Circuit Decomposition

We now show how to efficiently calculate the circuit decomposition in practice for a symplectic matrix U . We first calculate \mathbf{h} and U_H as described in theorem 7 such that:

$$UU_H = U_AU_BU_C \quad (\text{B13})$$

$$= \begin{bmatrix} I & 0 \\ A & I \end{bmatrix} \begin{bmatrix} I & B \\ 0 & I \end{bmatrix} \begin{bmatrix} C & 0 \\ 0 & C^{-T} \end{bmatrix} \quad (\text{B14})$$

$$= \begin{bmatrix} I & B \\ A & I+AB \end{bmatrix} \begin{bmatrix} C & 0 \\ 0 & C^{-T} \end{bmatrix} \quad (\text{B15})$$

$$= \begin{bmatrix} C & BC^{-T} \\ AC & (I+AB)C^{-T} \end{bmatrix}. \quad (\text{B16})$$

This matrix form gives C directly. We obtain A and B from the matrix form as follows:

$$A := (AC)C^{-1}; \quad (\text{B17})$$

$$B := (BC^{-T})C^T. \quad (\text{B18})$$

Appendix C: Algorithms

In this section, we set out key algorithms in more detail. We first describe our method for constructing a related binary linear code from a given stabilizer code, finding the automorphisms of the code and then constructing the corresponding symplectic matrices acting on the original codespace. We then describe the algorithm for finding a Pauli correction to ensure that the phases of the stabilizer group are preserved. Finally, we describe an algorithm for checking if a desired logical action can be implemented from a set of generating logical operators.

Algorithm 1: Automorphisms of a binary matrix representation of a stabilizer code.

Input:

1. Representation of the stabilizer code generators as the binary matrix $G := [G_X \mid G_Z]$; and
2. Transformation matrix \mathcal{E} corresponding to either a 2 or 3 block binary representation.

Output: A set of symplectic matrices \bar{U}_S which generate the relevant group of Clifford automorphisms.

Method:

1. Form the binary matrix $G_{\mathcal{E}} := G\mathcal{E}$ for 2-block representations or $G_{\mathcal{E}} := (G|0)\mathcal{E}$ for 3-block representations;
 2. Let $B := [I \ I]$ for 2-block representations or $B := [I \ I \ I]$ for 3-block representations;
 3. Find the generators of $\text{Aut}(\langle G_{\mathcal{E}} \rangle) \cap \text{Aut}(\langle B \rangle)$ where $\langle B \rangle$ is the binary linear code with generator matrix B , using a computational algebra program e.g. MAGMA;
 4. Each generator of $\text{Aut}(\langle G_{\mathcal{E}} \rangle) \cap \text{Aut}(\langle B \rangle)$ is a column permutation and has a matrix representation P . For two-block representations, the symplectic matrix $\bar{U}_{SP} := \mathcal{E}P\mathcal{E}^{-1}$; for 3-block representations we have a direct sum $\mathcal{E}P\mathcal{E}^{-1} = \bar{U}_S \oplus W$;
 5. Return the symplectic matrices \bar{U}_S for each generator P of $\text{Aut}(\langle G_{\mathcal{E}} \rangle) \cap \text{Aut}(\langle B \rangle)$.
-

Algorithm 2: Pauli Correction and Logical Action of a Clifford operator.

Input:

1. A tableau $\tau := \begin{bmatrix} G \\ L_X \\ R \\ L_Z \end{bmatrix}$ for an $[[n, k]]$ stabilizer code such that $\tau\Omega\tau = \Omega$ (see section II A 4);
2. A Clifford circuit \bar{U}_S acting on n qubits;

Output:

1. If \bar{U}_S is not a logical operator, return FALSE.
2. Otherwise, return a product of Pauli operators \bar{U}_P which ensures that the signs of the stabilizer generators are preserved by $\bar{U} := \bar{U}_S\bar{U}_P$, plus a $2k \times 2k$ symplectic matrix U_{ACT} which describes the logical action of \bar{U} .

Method:

1. Set $\bar{U}_P := I$ and set U_{ACT} to be an empty list;
 2. For each row $(\mathbf{x}_i|\mathbf{z}_i)$ of τ corresponding to a stabilizer, logical Pauli generator $i^{p_i} X(\mathbf{x}_i)Z(\mathbf{z}_i)$, calculate the mapped operator $\bar{U}_S(i^{p_i} X(\mathbf{x}_i)Z(\mathbf{z}_i))\bar{U}_S^\dagger := i^u X(\mathbf{x}')Z(\mathbf{z}')$ using the update rules of table II;
 3. Let $\mathbf{b} := (\mathbf{x}'|\mathbf{z}')\Omega\tau^T\Omega = (\mathbf{g}|\mathbf{a}_X|\mathbf{r}|\mathbf{a}_Z)$ as in equation 22. This is a binary string of length $2n$ such that that $(\mathbf{x}'|\mathbf{z}') = \mathbf{b}\tau = \mathbf{g}G + \mathbf{a}_X L_X + \mathbf{r}R + \mathbf{a}_Z L_Z$;
 4. If \mathbf{r} is non-zero, then the mapped operator is the product of at least one destabilizer and so \bar{U}_S does not preserve the codespace. Return FALSE;
 5. If row i corresponds to a stabilizer and $(\mathbf{a}_X|\mathbf{a}_Z)$ is non-zero, then the mapped operator is the product of at least one logical Pauli generator and \bar{U}_S does not preserve stabilizers. Return FALSE;
 6. If row i corresponds to a logical Pauli, append the row $(\mathbf{a}_X|\mathbf{a}_Z)$ to U_{ACT} . This is a vector of length $2k$ corresponding to the logical Pauli generators appearing in the mapped logical Pauli;
 7. Calculate the product $i^{-\mathbf{a}_X \cdot \mathbf{a}_Z} \prod_{0 \leq j < 2n} (i^{p_j} X(\mathbf{x}_j)Z(\mathbf{z}_j))^{\mathbf{b}[j]} := i^v X(\mathbf{x}')Z(\mathbf{z}')$, noting the phase adjustment $i^{-\mathbf{a}_X \cdot \mathbf{a}_Z}$;
 8. Let $h := (j+n) \bmod 2n$. If $u \neq v \bmod 4$, multiply \bar{U}_P by the anti-commuting operator $X(\mathbf{x}_h)Z(\mathbf{z}_h)$;
 9. Return $U_{\text{ACT}}, \bar{U}_P$.
-

Algorithm 3: Determining whether a logical operator can be implemented through automorphisms of the code.

Input:

1. Desired Clifford Logical operator U acting on k logical qubits of the code.
2. Logical Clifford operators U_{ACT} implemented by the automorphism group generators of the chosen stabilizer code representation.

Output: If U is in the group of logical operators generated by the action of the physical circuits obtained through automorphisms of the chosen representation, return a physical circuit \bar{U} implementing it. Otherwise return FALSE.

Method:

1. Write U as an element of Sp_{2k} , the group of $2k \times 2k$ symplectic matrices.
 2. For each generator $a_i, 1 \leq i \leq l$, of the automorphism group of the chosen stabilizer representation, obtain its logical action U_{ACT_i} with the correct phases from Algorithm 2. This is a $2k \times 2k$ symplectic matrix.
 3. Form the group $\Lambda := \langle U_{\text{ACT}_1}, \dots, U_{\text{ACT}_l} \rangle \subseteq \text{Sp}_{2k}$.
 4. Check whether $U \in \Lambda$. If not, return FALSE and terminate.
 5. If $U \in \Lambda$, find its decomposition in terms of generators U_{ACT_i} through a presentation of Λ .
 6. Run Algorithm 2 again to find any potential Pauli corrections \bar{U}_P to the above decomposition of U .
 7. Return the composition of the physical circuits \bar{U}_i corresponding to each U_{ACT_i} in the decomposition of U and any Pauli corrections \bar{U}_P . This circuit implements a logical U .
-

Appendix D: Embedded Codes

The methods described in sections III are able to identify logical operators which use *SWAP* and single-qubit physical gates. The embedded code technique allows us to identify a wider range of logical operators which also use two-qubit *CNOT* and *CZ* physical gates. In this section, we set out the key results for constructing embedded codes and finding logical Clifford operators via permutation automorphisms of a related binary linear code. The structure of this appendix is as follows. We first describe the embedding operator which is a Clifford unitary used to embed a stabilizer code into a larger Hilbert space. We then describe how to calculate the stabilizer generators of the embedded code by applying the embedding operator to Pauli operators. Finally, we show how to interpret the automorphisms of the embedded code as logical operators in the original codespace.

1. Embedding Operator Definition

Let M be a $m \times n$ binary matrix and let $V := \begin{bmatrix} I \\ M \end{bmatrix}$. The **embedding operator** \mathcal{E}_V on $n + m$ qubits is defined as follows. Let \mathbf{v}_j be row of V and $j \geq n$. Let $i \prec \mathbf{v}_j$ denote that i is in the support of \mathbf{v}_j . Define

$$U_j := \prod_{i \prec \mathbf{v}_j} \text{CNOT}_{ij}; \text{ and} \quad (\text{D1})$$

$$\mathcal{E}_V := \prod_{n \leq j < n+m} U_j. \quad (\text{D2})$$

Note that \mathcal{E}_V is a Clifford unitary with $\mathcal{E}_V^{-1} = \mathcal{E}_V$. All terms CNOT_{ij} in the U_j commute because control qubits are never updated by the relevant operators, and as a result the U_j also commute. We can for instance select V to be of form $V := \begin{bmatrix} I_n \\ M_2^n \end{bmatrix}$ where M_2^n is the matrix whose $m := \binom{n}{2}$ rows are the binary strings of length n and weight 2.

In the example below, we see that this corresponds to adding auxiliary qubits which represent pairs of our original qubits.

Example 8 Let $n := 2$, $V := \begin{bmatrix} 1 & 0 \\ 0 & 1 \\ 1 & 1 \end{bmatrix}$ so that $\mathbf{v}_2 = 11$. In this case, $\mathcal{E}_V = U_2 = CNOT_{02}CNOT_{12}$. Here we calculate the action of U_2 on a computational basis vector of form $|x_0, x_1, 0\rangle$. We have:

$$\begin{aligned} U_2 |x_0, x_1, 0\rangle &= CNOT_{02}CNOT_{12} |x_0, x_1, 0\rangle \\ &= CNOT_{02} |x_0, x_1, x_1\rangle \\ &= |x_0, x_1, x_0 \oplus x_1\rangle. \end{aligned}$$

Hence, we can think of qubit 2 as the ‘sum’ of qubits 0 and 1, providing we initialise qubit 2 in the $|0\rangle$ state.

2. Embedded Code Definition

Let \mathbf{G} be a set of independent commuting Pauli operators on n qubits which define a stabilizer code (see [22]). For a given binary matrix $V := \begin{bmatrix} I \\ M \end{bmatrix}$, we extend the stabilizer code defined by the generators \mathbf{G} on n qubits to a stabilizer code on $m + n > n$ qubits by adding stabilizers Z_j for $n \leq j < n + m$. Adding the stabilizers Z_j is equivalent to adding auxiliary qubits initialized in the state $|0\rangle$. The stabilizers of the **embedded code** are as follows:

$$\mathbf{G}_V := \{\mathcal{E}_V A \mathcal{E}_V : A \in \mathbf{G}\} \cup \{\mathcal{E}_V Z_j \mathcal{E}_V : n \leq j < n + m\}. \quad (\text{D3})$$

3. Action of Embedding Operator

We now look at the action under conjugation of the embedding operator \mathcal{E}_V on Pauli operators - this allows us to explicitly calculate the stabilizer generators \mathbf{G}_V of the embedded code.

For **Pauli Z operators**, the action of U_j is trivial unless the Z operator acts on qubit j . This is because Z operators commute with $CNOT$ operators, unless they act on the target of the $CNOT$ operator:

$$U_j Z_k U_j = Z_k (Z(\mathbf{v}_j)^{\delta_{jk}}) = \begin{cases} Z_k Z(\mathbf{v}_j) : k = j \\ Z_k : \text{otherwise.} \end{cases} \quad (\text{D4})$$

For **Pauli X operators**, the action of U_j is trivial unless the X operator acts on a qubit in the support of \mathbf{v}_j . This is because X operators commute with $CNOT$ operators, unless they act on the control of the $CNOT$ operator:

$$U_j X_k U_j = X_k (X_j^{\mathbf{v}_j[k]}) = \begin{cases} X_k X_j : k \prec \mathbf{v}_j \\ X_k : \text{otherwise.} \end{cases} \quad (\text{D5})$$

For a string of Pauli X operators $X(\mathbf{x})$ for \mathbf{x} a binary matrix of length n , the action of \mathcal{E}_V is given by $\mathcal{E}_V(X(\mathbf{x})) = X(\mathbf{x}V^T)$. To see this, we first note that:

$$\begin{aligned} U_j X(\mathbf{x}) U_j &= \prod_{0 \leq k < n} (U_j X_k^{\mathbf{x}[k]} U_j) \\ &= \prod_{0 \leq k < n} (X_k^{\mathbf{x}[k]} X_j^{\mathbf{x}[k]\mathbf{v}_j[k]}) \\ &= X(\mathbf{x}) X_j^{\mathbf{x} \cdot \mathbf{v}_j}. \end{aligned}$$

And so:

$$\begin{aligned} \mathcal{E}_V(X(\mathbf{x})) &= \left(\prod_{n \leq j < n+m} U_j \right) X(\mathbf{x}) \left(\prod_{n \leq j < n+m} U_j \right) \\ &= X(\mathbf{x}) \prod_{n \leq j < n+m} X_j^{\mathbf{x} \cdot \mathbf{v}_j} \\ &= X(\mathbf{x}V^T). \end{aligned}$$

As a result, we can write the action of the embedding operator on computational basis elements as follows:

$$\mathcal{E}_V |\mathbf{x}\rangle = \mathcal{E}_V (X(\mathbf{x}) |\mathbf{0}\rangle) = |\mathbf{x}V^T\rangle.$$

Applying equations D5 and D6 to equation D3 yields the form of the check matrix of the embedded code as set out in equation 28:

$$G_V := \left[\begin{array}{cc|cc} G_X & G_X M^T & G_Z & 0 \\ 0 & 0 & M & I \end{array} \right]. \quad (\text{D6})$$

4. Automorphisms of Embedded Codes

We now show how to interpret the automorphisms of an embedded code as gates acting on the original codespace. The automorphisms on the embedded code space are single-qubit Cliffords and swap gates, and we show how each of these translate to the original codespace. Let L_V be a Clifford automorphism of the embedded code so that the following diagram commutes:

$$\begin{array}{ccc} \mathcal{H}_2^n \otimes \mathcal{H}_2^m & \xrightarrow{\mathcal{E}_V} & \mathcal{H}_2^{n+m} \\ L \otimes W \downarrow & & L_V \downarrow \\ \mathcal{H}_2^n \otimes \mathcal{H}_2^m & \xrightarrow{\mathcal{E}_V} & \mathcal{H}_2^{n+m} \end{array}$$

In the above diagram, the operator W is some (possibly trivial) Clifford operator which preserves the group generated by Z_i for $n \leq i < n+m$. We can determine the operator L on the original codespace by calculating $L \otimes W = \mathcal{E}_V L_V \mathcal{E}_V$. By construction, Z_j for $n \leq j < n+m$ are stabilizers of the original codespace, and any automorphism must preserve these stabilizers. We will find L by studying the action of $\mathcal{E}_V L_V \mathcal{E}_V$ on computational basis vectors and mapping the action back to a physical gate.

5. Phase Operators on Embedded Codespace

We consider the action of a phase operator $L_V := S_j$ on the embedded codespace where $n \leq j < n+m$. Without loss of generality, let $U_j := \text{CNOT}_{0j} \text{CNOT}_{1j}$ and consider the action of $U_j S_j U_j$ on a computational basis state of form $|x_0, x_1, 0\rangle$:

$$L \otimes W |x_0, x_1, 0\rangle = U_j S_j U_j |x_0, x_1, 0\rangle \quad (\text{D7})$$

$$= U_j S_j |x_0, x_1, x_0 \oplus x_1\rangle \quad (\text{D8})$$

$$= i^{x_0 \oplus x_1} U_j |x_0, x_1, x_0 \oplus x_1\rangle \quad (\text{D9})$$

$$= i^{x_0 \oplus x_1} |x_0, x_1, 0\rangle. \quad (\text{D10})$$

The operator with this action is the phase rotation operator $L = R S_{01} = S_0 S_1 C Z_{01}$ as defined in [10].

6. Hadamard Operators on Embedded Codespace

We now consider the action of a Hadamard operator $L_V := H_j$ on the embedded codespace where $n \leq j < n+m$.

$$L \otimes W |x_0, x_1, 0\rangle = U_j H_j U_j |x_0, x_1, 0\rangle \quad (\text{D11})$$

$$= U_j H_j |x_0, x_1, x_0 \oplus x_1\rangle \quad (\text{D12})$$

$$= \frac{1}{\sqrt{2}} U_j \left(|x_0, x_1, 0\rangle + (-1)^{x_0 \oplus x_1} |x_0, x_1, 1\rangle \right) \quad (\text{D13})$$

$$= \frac{1}{\sqrt{2}} \left(|x_0, x_1, x_0 \oplus x_1\rangle + (-1)^{x_0 \oplus x_1} |x_0, x_1, 1 \oplus x_0 \oplus x_1\rangle \right). \quad (\text{D14})$$

There is no operator of the form $L \otimes W$ which produces this result because it involves a superposition of states stabilised by $\pm Z_j$, so L_V cannot be a valid automorphism.

7. SWAP Operators on Embedded Codespace

We now consider the action of a swap operator $L_V := SWAP_{1j}$ on the embedded codespace where $n \leq j < n + m$ and both 0, 1 are in the support of \mathbf{v}_j .

$$L \otimes W |x_0, x_1, 0\rangle = U_j SWAP_{1j} U_j |x_0, x_1, 0\rangle \quad (\text{D15})$$

$$= U_j SWAP_{1j} |x_0, x_1, x_0 \oplus x_1\rangle \quad (\text{D16})$$

$$= U_j |x_0, x_0 \oplus x_1, x_1\rangle \quad (\text{D17})$$

$$= |x_0, x_0 \oplus x_1, 0\rangle. \quad (\text{D18})$$

The operator on the original codespace with this action is $L = CNOT_{01}$.

We may also encounter a situation where the swap operator is between qubit j and a qubit k not in the support of U_j . In this case, we see that:

$$L \otimes W |x_0, x_1, x_k, 0\rangle = U_j SWAP_{kj} U_j |x_0, x_1, x_k, 0\rangle \quad (\text{D19})$$

$$= U_j SWAP_{kj} |x_0, x_1, x_k, x_0 \oplus x_1\rangle \quad (\text{D20})$$

$$= U_j |x_0, x_1, x_0 \oplus x_1, x_k\rangle = |x_0, x_1, x_0 \oplus x_1, x_0 \oplus x_1 \oplus x_k\rangle. \quad (\text{D21})$$

For $L_V := SWAP_{kj}$ to be a valid automorphism and preserve the stabilizer Z_j , we require that $x_0 \oplus x_1 \oplus x_k = 0$ or $x_k = x_0 \oplus x_1$, in which case L acts as a logical identity on the original codespace.