

---

# POST-HOC REWARD CALIBRATION: A CASE STUDY ON LENGTH BIAS

<sup>1</sup>Zeyu Huang <sup>2</sup>Zihan Qiu <sup>3</sup>Zili Wang <sup>1</sup>Edoardo M. Ponti <sup>1,4</sup>Ivan Titov  
<sup>1</sup>University of Edinburgh <sup>2</sup>Alibaba Group <sup>3</sup>INF Technology <sup>4</sup>University of Amsterdam  
zeyu.huang@ed.ac.uk

## ABSTRACT

Reinforcement Learning from Human Feedback aligns the outputs of Large Language Models with human values and preferences. Central to this process is the reward model (RM), which translates human feedback into training signals for optimising LLM behaviour. However, RMs can develop biases by exploiting spurious correlations in their training data, such as favouring outputs based on length or style rather than true quality. These biases can lead to incorrect output rankings, sub-optimal model evaluations, and the amplification of undesirable behaviours in LLMs alignment. This paper addresses the challenge of correcting such biases without additional data and training, introducing the concept of *Post-hoc Reward Calibration*. We first propose an intuitive approach to estimate the bias term and, thus, remove it to approximate the underlying true reward. We then extend the approach to a more general and robust form with the Locally Weighted Regression. Focusing on the prevalent length bias, we validate our proposed approaches across three experimental settings, demonstrating consistent improvements: (1) a 3.11 average performance gain across 33 reward models on the RewardBench dataset; (2) enhanced alignment of RM rankings with GPT-4 evaluations and human preferences based on the AlpacaEval benchmark; and (3) improved Length-Controlled win rate of the RLHF process in multiple LLM–RM combinations. Our method is computationally efficient and generalisable to other types of bias and RMs, offering a scalable and robust solution for mitigating biases in LLM alignment. Our code and results are available at <https://github.com/ZeroYuHuang/Reward-Calibration>.

## 1 INTRODUCTION

Reinforcement Learning from Human Feedback (RLHF) (Ouyang et al., 2022; Kaufmann et al., 2023) is driving the success of Large Language Models (LLMs) (OpenAI, 2023; Anil et al., 2023; Dubey et al., 2024). By integrating human preferences into the training loop, RLHF aligns models with desired behaviours and human values (Chakraborty et al., 2024), enabling LLMs to generate content that is conceptually appropriate (Sun et al., 2023), ethically sound (Hendrycks et al., 2021a; Dai et al., 2024), and reflecting nuanced human judgements (Wu et al., 2023). A key component in this process is the reward model (RM), which translates qualitative human feedback into a signal for optimising LLMs. The primary purpose of RM training is to approximate human preferences, allowing it to evaluate the content generated by LLMs by assigning scores. These scores (rewards) are then used to optimize the model, shaping its behaviour to better meet human expectations.

However, there is a risk that an RM may exploit spurious correlations in the training data that do not genuinely reflect the output quality (Stiennon et al., 2020; Gao et al., 2023; Singhal et al., 2023; Pang et al., 2023; Lambert & Calandra, 2023). For instance, an RM might favour outputs based on length (Park et al., 2024a) or style (Lambert et al., 2024; Dubois et al., 2023a), leading to biased assessments that do not accurately represent human preferences. The involvement of a biased RM in developing LLMs can have significant drawbacks. Firstly, it may lead to incorrect rankings of outputs, favouring content that aligns with learned biases over genuinely high-quality outputs. This issue is particularly problematic when RMs are used to rank different models during LLM evaluations, as a biased RM could produce misleading results, endorsing suboptimal models and impeding progress in model development. Moreover, when biased RMs are employed in RLHF, these biases can be further

amplified (Zheng et al., 2023b), with the model learning to exploit these biases rather than improving genuine task performance—a phenomenon known as *reward hacking*.

Recent advancements introduce various strategies to mitigate these biases and alleviate reward hacking during different stages of RLHF, from data handling (Park et al., 2024a) and reward model engineering (Coste et al., 2024) to the final reinforcement learning phase (Chen et al., 2024). Most of these approaches, however, either require additional data collection, re-engineering of the RM, or modifications to reinforcement learning algorithms, which raises an intriguing question: is it possible to correct or mitigate biases in reward signals in a training-free manner? Specifically, given a set of scored outputs from the RM and a specific bias that the model may exhibit, how can we calibrate these reward signals to reflect the true quality of the outputs more accurately?

This paper makes an initial attempt at answering this question by framing it as *Post-hoc Reward Calibration*. Specifically, for a particular characteristic of the output (e.g., the length), we assume the biased reward from the RM can be decomposed into the sum of (1) the underlying calibrated reward and (2) a bias term that solely depends on that characteristic. Under certain assumptions, we propose to use the local average reward to provide an estimation for the bias term, which can then be removed, thereby approximating the true reward. We then extend it to be more general and robust using Locally Weighted Regression for bias estimation. Among different biases (Zhang et al., 2024b), a particularly prevalent one is the sequence length. Prior works shown that models generate significantly longer responses after RLHF without improving the genuine quality of the content (Kabir et al., 2023; Wu et al., 2023; 2024). Singhal et al. (2023) point out that even a purely length-based reward can reproduce most downstream RLHF improvements of existing RMs, highlighting that current RMs fail to convincingly outperform simple heuristics and may be strongly biased by the length. The issue is also evident in powerful proprietary models like GPT-4, which is increasingly used as a judge, resulting in LLM evaluations that favour more verbose responses. Focusing on length bias, we validate our method in three settings and observe consistent improvements: (1) *Benchmark performance*: a **3.11** performance gain averaged over **33** RMs on the RewardBench; (2) *RM as LLMs evaluators*: based on AlpacaEval, we utilise **8** open-source RMs to rank **184** LLMs. After applying our calibration, the rankings correlate better with GPT-4 evaluations and human preferences. (3) *RM for LLMs alignment*: we assess calibrated rewards for RLHF process. Testing with four LLM–RM configurations, we observe consistent improvements in AlpacaEval2 Length-controlled win rates.

In addition to being computationally efficient (e.g., calibrating over 300k samples takes only 30 seconds with a single CPU), we empirically reveal that our method can generalise to other biases, such as the presence of markdown-style features in the outputs, and to pairwise GPT4-as-Judge models. Importantly, the calibration effect is strongly correlated with the RM’s preference for specific properties: for strongly biased RMs, the calibration yields greater improvements, while for weakly biased RMs, it only slightly alters its rewarding behaviour. These findings suggest that our proposed Post-hoc Reward Calibration method enhances the reliability of RMs and offers a practical, scalable solution for mitigating biases in RLHF. This approach could be instrumental in advancing RLHF methodologies and developing more robust and aligned LLMs.

## 2 RELATED WORKS

**Reward Models** Given a prompt  $q$  and two corresponding responses  $y_1$  and  $y_2$ , training an RM usually involves training a classifier to predict the human preference probability  $p^*(y_1 \succ y_2|q)$  of two responses  $y_1$  and  $y_2$  with the Bradley-Terry (BT) model (Bradley & Terry, 1952):

$$p^*(y_1 \succ y_2|q) = \sigma(r^*(x_1) - r^*(x_2)) \quad (1)$$

where  $x_i = (q, y_i)$  represents the prompt-response pair,  $r^*$  is the latent true reward we cannot access, and  $\sigma$  is the logistic function. Then, given a reward modelling dataset  $\mathcal{D} = \{(q^i, y_1^i, y_2^i)\}_{i=1}^N = \{(x_1^i, x_2^i)\}_{i=1}^N$ , where  $y_1^i$  is annotated as a better response to prompt  $q_i$  compared to  $y_2^i$ , training a RM  $r_\theta$  is to minimise the negative log-likelihood for a binary classification problem:

$$\mathcal{L}(\theta) = -\mathbb{E}_{(x_1, x_2) \sim \mathcal{D}}[\log \sigma(r_\theta(x_1) - r_\theta(x_2))] \quad (2)$$

In practice, RMs are often implemented by adding an extra linear layer to LLMs, which projects the representations of the last layers of LLMs to a scalar as the reward. There are also two other types of RMs: (1) DPO-based: Models optimised with Direct Preference Optimisation (DPO) (Rafailov

et al., 2023) could function as an implicit RM. (2) LLM-as-Judge: A generative LLM can also be prompted to function as an RM to generate feedback, usually consisting of a piece of chain-of-thought reasoning and a final score representing the overall quality (Zheng et al., 2023a; Kwon et al., 2023; Kim et al., 2024). In this paper, we validate the effectiveness of our methods across all three types of judge models. Specifically, we employ our method to calibrate BT-based and DPO-based RMs on the RewardBench dataset, and to calibrate the pairwise judge of GPT-4 with the AlpacaEval benchmark.

**Bias Mitigation for RLHF** Recent works explore the bias mitigation, also termed as mitigate reward over-optimisation, for the RLHF process mainly from the perspective of (1) Data handling: Park et al. (2024a) identifies six types of inherent bias in various judge models and employ LLMs to generate the de-biasing dataset for further fine-tuning. Zhu et al. (2024) propose to iteratively replace hard labels in data with soft labels during RM training, while Rita et al. (2024) rely on human expert demonstration to recalibrate the reward objective optimized with Reinforcement Learning. (2) Reward Model Engineering: Coste et al. (2024); Eisenstein et al. (2023); Sun et al. (2024); Zhang et al. (2024a) implement the reward ensemble; Ramé et al. (2024) first fine-tune multiple RMs and then average them in the weight space; Dai et al. (2024) decouple the reward model training for helpfulness and harmlessness and Chen et al. (2024) disentangle the length signal and the quality signal into two different reward heads. Shen et al. (2023); Wang et al. (2024); Quan (2024) exploit the idea of Mixture-of-Experts (Qiu et al., 2024a;b) in RM training to capture different facets of human preference to avoid the potential conflict between them; (3) Reinforcement Learning methods: Another research line (Moskovitz et al., 2024; Sun et al., 2024; Zhou et al., 2024; Zhai et al., 2024) modifies the algorithm or optimisation objective during reinforcement learning with Park et al. (2024b); Zhu et al. (2024); Lu et al. (2024) specifically focusing on the length bias. Our work takes a different approach from previous methods by employing post-hoc reward calibration, *i.e.*, using only a batch of scored prompt-response examples to mitigate the reward model’s bias, without intervening the preference data collection, RM training, and the RLHF phase.

### 3 METHOD

#### 3.1 PROBLEM STATEMENT: REWARD CALIBRATION

The reward calibration problem could be formalised as follows: given an input–output pair  $x$  to be evaluated, the reward model  $r_\theta$  assigns a scalar  $r_\theta(x)$  to represent its quality. However, having been trained on the human preference dataset, the reward model  $r_\theta$  may learn shortcuts to approximate the human preference and thus have biases regarding some characteristics of the input–output pair  $x$ . For example, it tends to assign higher rewards to outputs with longer length or containing knowledge commonly encountered in the real-world data (Park et al., 2024a). Supposing a measurable characteristic of interest  $c$  is a function that maps the input–output pair  $x$  to a scalar  $c(x)$ :

$$\begin{aligned} c : \mathbb{X} &\mapsto \mathbb{R} \\ x &\rightarrow c(x) \end{aligned}$$

We assume that the biased reward from the reward model  $r_\theta(x)$  could be decomposed into two terms, an underlying calibrated reward  $r_\theta^*(x)$  and a bias  $b_c^\theta(c(x))$  with regards characteristic  $c$ :

$$r_\theta(x) = r_\theta^*(x) + b_c^\theta(c(x)) \quad (3)$$

The RM is usually used to calculate the margin between two outputs  $(x_1, x_2)$  to predict the human preference:

$$\Delta_{r_\theta}(x_1, x_2) = r_\theta(x_1) - r_\theta(x_2) = r_\theta^*(x_1) - r_\theta^*(x_2) + b_c^\theta(c(x_1)) - b_c^\theta(c(x_2)) \quad (4)$$

Thus, the reward calibration problem is to estimate the reward difference owing to the bias term and subtract it to recover the underlying true reward margin  $\Delta_{r_\theta}^*(x_1, x_2) = r_\theta^*(x_1) - r_\theta^*(x_2)$ .

**Post-hoc Reward Calibration:** The proposed reward calibration problem is applicable to various stages of RLHF. Depending on the focus, it can be tailored either toward collecting debiased preference data, refining the training of reward models, or even enhancing the alignment procedure by adjusting the alignment objectives. In contrast, this paper focuses on the *post-hoc* setting, performing reward calibration after the reward assignment without interfering with any data collection or RM training stage. Formally, given  $N$  already-rewarded data points  $\{x_1^i, x_2^i, \Delta_{r_\theta}(x_1^i, x_2^i)\}_{i=1}^N$ , we aim to find the calibrated reward margin  $\hat{\Delta}_{r_\theta}^*(x_1^i, x_2^i)$  that is closer to the underlying oracle margin  $\Delta_{r_\theta}^*(x_1^i, x_2^i)$  for every pair  $(x_1^i, x_2^i)$ .

**Assumptions** We make the following hypothesis about the decomposition in Eq. 3. (1) **Independence of the biased characteristic:** consider a general reward modeling dataset composed of prompts and corresponding responses pairs  $\mathcal{D} = \{(q^i, y_1^i, y_2^i)\}_{i=1}^N = \{(x_1^i, x_2^i)\}_{i=1}^N$ , the expectation of the underlying gold reward margin should be 0 and is independent of the biased characteristic  $c$ ,

$$\mathbb{E}_{(x_1, x_2 \sim \mathcal{D})} [\Delta_{r_\theta}^*(x_1, x_2) | c(x_1) = c_1, c(x_2) = c_2] = 0$$

(2) **Sufficient Density:** the function values of the characteristic function  $c$  is assumed to be sufficiently dense in its range  $c(\mathbb{X})$ . (3) **Lipschitz Continuity:** the bias term  $b_c^\theta$  is a *slow-varying function* of characteristic  $c$ , which means if pairs  $x_1$  and  $x_2$  are close to each other regarding the characteristic  $c$ , their corresponding bias term in Eq. 3 should be close as well. Mathematically, given  $c(x_0)$  and a neighbourhood  $\mathbb{V}(x_0) = \{c(x) | |c(x) - c(x_0)| < \epsilon\}$  of  $x_0$ , for all  $c(x_1), c(x_2) \in \mathbb{V}$ , there exists a constant  $K$  such that  $|b_c^\theta(c(x_1)) - b_c^\theta(c(x_2))| < K|c(x) - c(x_0)|$ ;

### 3.2 BIAS ESTIMATION

**Uniform Averaging Approach** According to Eq. 4, the reward margin between  $x_1$  and  $x_2$  consists of (1) the underlying calibrated margin  $\Delta_{r_\theta}^*(x_1, x_2)$  and (2) the biased “bonus reward” that solely depend on the characteristic  $c(x_1)$  and  $c(x_2)$ . Intuitively, to estimate  $b_c^\theta(c(x_1)) - b_c^\theta(c(x_2))$ , we ask:

**Given the characteristic measures  $c(x_1)$  and  $c(x_2)$  for an arbitrary pair  $(x_1, x_2)$ , what would be their reward margin?**

A straightforward estimation for this question could be

$$\mathbb{E}[r_\theta(x) | c(x) = c(x_1)] - \mathbb{E}[r_\theta(x) | c(x) = c(x_2)]. \quad (5)$$

Under the assumption of Lipschitz continuity and sufficient density, we can obtain a simple calibrated reward margin described in the Eq. 6:

$$\hat{\Delta}_{r_\theta}^*(x_1, x_2) = \Delta_{r_\theta}(x_1, x_2) - (\mathbb{E}[r_\theta(x) | |c(x) - c(x_1)| < d] - \mathbb{E}[r_\theta(x) | |c(x) - c(x_2)| < d]) \quad (6)$$

where  $d$  is a threshold distance that governs the neighbourhood size around  $x_1$  and  $x_2$ .

**Locally-Weighted-Regression Method** How do we choose the threshold distance  $d$  in Eq. 6?

(1) It must be sufficiently small to ensure that the bias term can be approximated as a constant function within the local neighbourhood, enabling the application of Eq.6; and (2) it must also be large enough to meet the sufficient density assumption, ensuring sufficient data points used for estimation. Satisfying these conflicting requirements may necessitate thorough hyper-parameter tuning of  $d$  to employ the intuitive approach in practice. Furthermore, the density may not be uniform in practice, so that the optimal threshold distance  $d$  may vary for different data points  $c(x)$ . Therefore, a desirable approach should be able to estimate the expectations in Eq. 5 in a more general, robust, and practical way by (1) relaxing the constant-function assumption and (2) mitigating the sensitivity to the choice of neighbourhood size, possibly by incorporating certain adaptive mechanisms to optimise the neighbourhood size or the contribution for each datapoint dynamically. Both desiderata motivate us to employ Locally Weighted Regression (LWR) towards a more robust estimation.

Specifically, given a point of interest (e.g., a characteristic value  $c(x)$  in our case), the Locally Weighted Regression (LWR) method first uses a bandwidth parameter  $f$  to define the fraction of the dataset utilised for regression. Then the method assigns weights to neighbouring data points, giving higher weights to points closer to the target and lower weights to those farther away. This approach ensures that nearby points have a greater influence on the regression. LWR then fits a weighted linear regression to model the local behaviour of the target function, effectively approximating the weighted average within the specified local context.

LWR addresses the desiderata by offering a more adaptable approach to estimate the Eq. 5. It relaxes the constant-function assumption by introducing the linear approximation to capture the subtle local variations in the data. This is reasonable because the bias terms are slow-varying functions and can be linearly approximated using Taylor’s expansion. Furthermore, LWR mitigates sensitivity to neighbourhood size by using a distance-based weighting mechanism, which assigns greater importance to closer data points. This adaptive weighting scheme dynamically adjusts the influence of each data point, reducing reliance on a fixed neighbourhood size and enhancing the

robustness and flexibility of the estimation process. Formally, given a dataset consisting of the characteristic  $c$  in outputs and corresponding rewards  $D_c = \{(c(x_j), r_\theta(x_j))\}_{j=1}^N$  and a bandwidth  $f$ , our general method could be formulated as:

$$\hat{\Delta}_{r_\theta}^*(x_1, x_2) = \Delta_{r_\theta}(x_1, x_2) - (\hat{r}_\theta(c(x_1)) - \hat{r}_\theta(c(x_2))) \quad (7)$$

where  $\hat{r}_\theta(c(x_1))$  and  $\hat{r}_\theta(c(x_2))$  are the LWR prediction for the characteristic  $c(x_1)$  and  $c(x_2)$ , respectively, given the dataset  $D_c$ . To determine the preference, we use the sign of reward margin between  $x_1$  and  $x_2$ :  $\text{sgn}(\hat{\Delta}_{r_\theta}^*(x_1, x_2))$ . In practice, we employ the Robust Locally Estimated Scatterplot Smoothing (LOWESS), a robust version of LWR. Based on LWR, it defines different weights  $\delta_j$  for the point  $(c(x_j), r_\theta(x_j))$  according to the size of residual  $r_\theta(x_j) - \hat{r}_\theta(c(x_j))$ . It assigns smaller weights to data points with large residuals and large weights to those with small residuals. New fitted values are computed using LWR again but with  $w_j$  replaced by  $\delta_j w_j$ . The computation of new weights and fitted values is repeated several times to converge. The full algorithm of using LOWESS for reward calibration is described with Algorithm 1. We directly employ off-the-shelf library `statsmodels.api` and pass the dataset  $D_c$  to it for our implementation.

**Length Bias Estimation** This paper prioritises the prevalent length bias presented in the reward model. Thus, the characteristic of interest here is the character length of the output, *i.e.*,  $c(x) = |x|$ . The dataset used for regression consists of the length of the output and its corresponding rewards.

## 4 EXPERIMENTS

We test the performance of the proposed reward calibration method in three settings: (1) *RM Benchmark performance*: we test the calibrated RM’s performance on the RewardBench dataset (Lambert et al., 2024). (2) *RM As LLMs Evaluator*: Based on the AlpacaEval benchmark (Dubois et al., 2023a), we employ RMs to label the output of different LLMs from AlpacaEval leaderboard and produce a ranking of LLMs. Then, we measure the correlation between the RM’s ranking and GPT-4 ranking (AlpacaEval2) or human preference ranking (ChatbotArena). (3) *RM for LLMs alignment*: We utilise the calibrated rewards rather than the original reward to label the preference data, and then we conduct the Direct Preference Optimization (Rafailov et al., 2023) with the labelled preference pair. We evaluate the aligned model’s performance using AlpacaEval2 and eight popular benchmarks. In all three settings, we are given a group of data points  $D_{|x|} = \{x_i, r_\theta(x_i)\}$  for calibration. Because LOWESS requires calculating the residual for every fitted data point, we employ the entire  $D_{|x|}$  for regression. Therefore, for RewardBench, there are 2,985 test data points, so we employ all 5,970 data points to perform the regression (every test data is a pair of responses for one prompt). Regarding AlpacaEval, there are 184 LLMs and 805 instructions for each model, resulting in 151k samples used for calibration. For LLMs alignment, five responses are generated from the model for about 60k instructions, leading to about 300k samples used for bias estimation. The proposed method is computation-efficient, and calibrating 300k samples only takes 30 seconds using a single CPU.

**Compared Algorithms** For all three experimental settings, we try to compare the following algorithms: (1) Original reward; (2) Length penalty: a broadly adopted approach to mitigate the length bias in reward models. It adds a penalty term to the original reward (Singhal et al., 2023; Park et al., 2024b; Liu et al., 2024; Dong et al., 2024), formalised as  $\hat{r}^*(x) = r_\theta(x) - \alpha \times |x|$ . Following Dong et al. (2024), we use the character length of each output and set  $\alpha = 0.001$ . (3) RC-Mean: our proposed uniform averaging calibration method described in Eq. 6. (4) RC-LWR: our proposed Locally Weighted Regression calibration method shown in Eq. 7. (5) RC-LWR-Penalty: to see whether our method could be applied on top of the penalty-based methods, we first apply the length penalty to the original reward and then use the RC-LWR. All hyper-parameters related to RC-Mean, RC-LWR and RC-LWR-Penalty are presented in Appendix B.

### 4.1 LENGTH CALIBRATED REWARDS ON REWARDBENCH

**Setting and Metrics** We first validate our proposed calibration algorithms using the RewardBench dataset. Each data point in RewardBench comprises one prompt  $q$  and two LLMs-generated responses  $y_w$  and  $y_l$ . The final score is calculated as the averaged accuracy of reward models in identifying  $y_w$  over four subsets: Chat, Chat Hard, Safety, and Reasoning. We mainly investigate 33 BT-based RMs

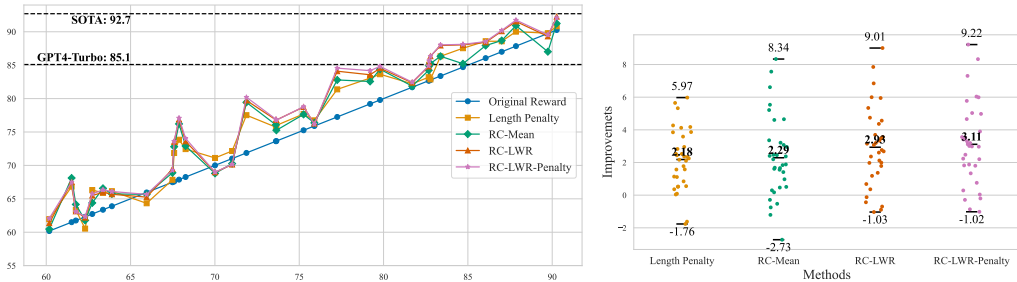


Figure 1: Results of different calibration algorithms on the RewardBench benchmark are shown in two charts. **Left:** the line chart demonstrates the RewardBench score before calibration (x-axis) and after calibration (y-axis) of different algorithms for different models. **Right:** the scatter plot highlights the performance gains achieved by different calibration methods, annotated with the maximum, average, and minimum values.

whose rewarding scores are officially available<sup>1</sup> and whose accuracy is above 50% (random guess) from the RewardBench Leaderboard as of Aug. 2024.

**Results** The overall results for different calibration methods are illustrated in Fig. 1. The line chart on the left showcases the calibrated performance (y-axis) w.r.t original performance (x-axis) of different calibration algorithms for different RMs. The scatter plot on the right highlights the performance gains for different calibration methods. Our empirical findings include: (1) The simple coarse-grained `Length Penalty` method already leads to a notable improvement (orange line v. blue line), to some extent indicating the prevalence and significance of the RM’s length bias. (2) The reward calibration techniques we introduce yield improvements for nearly all RMs. Among these techniques, the `RC-LWR-Penalty` achieves a 3.11 performance gain averaged over all 33 models. Though it could lead to performance degradation (5 models for `RC-LWR` and 4 models for `RC-LWR-Penalty`), the degradation is very slight and the worst case is only about -1 point for `RC-LWR` and `RC-LWR-Penalty`. (3) More importantly, besides improving reward models with moderate performance, the proposed calibration method could also boost the performance of strong reward models. For example, after `RC-LWR-Penalty` calibration, nine reward models surpass the accuracy of `GPT4-Turbo`, and the best calibrated model even approaches the latest state-of-the-art (SOTA) LLM-as-Judge models. We also calibrate DPO-based reward models with our proposed method and report results in the Appendix C.

#### 4.2 LENGTH CALIBRATED REWARD AS LLMs EVALUATORS

**Settings** A critical application for RM is to serve as a judge to replace human evaluation for evaluating LLMs. Most existing methods (Dubois et al., 2023b; 2024; Li et al., 2024; Kwan et al., 2024) use strong generative LLMs as the judge model. For instance, AlpacaEval (AE1) uses the GPT4’s output logits to calculate the preference probability of the evaluated LLM’s output,  $y$ , against the responses of the baseline LLM (GPT4-1106-preview),  $y_b$ , for each prompt  $q$ . This preference probability is then averaged to determine the win rate to rank different LLMs. AlpacaEval2 (AE2) further introduced a length-controlled win rate, a regression-based method to mitigate GPT4’s length bias. In our setting, we primarily use BT-based RMs to score the LLM’s output. Given a prompt  $q$  and corresponding output  $y$  from the evaluated LLM and output  $y_b$  from the baseline LLM, the RM scores them as  $r$  and  $r_b$ , respectively; then the Bradley-Terry model yields the preference probability  $p(y \succ y_b|q) = \sigma(r - r_b)$ . We then compute the average of  $p(y \succ y_b|q)$  across all prompts to determine the final win rate for ranking all evaluated LLMs. We directly use the model’s output from the AlpacaEval official repo.<sup>2</sup> Additionally, we apply the length-controlled regression method for our BT-based RMs as one of our baselines, denoted as `LC`. To further validate the generality of our proposed method, we also apply `RC-LWR` to AE1. Since AE1 uses GPT4 to compare two responses pairwise and uses its output logits to compute the preference probability  $p(y \succ y_b|x)$ , following Eq. 1, we employ the inverse function of sigmoid to calculate the reward margin  $r - r_b$ . We then utilise the LWR to directly predict the biased reward margin given the length margin  $|y| - |y_b|$ .

**Metrics** We look at the following metrics following Dubois et al. (2024): (1) *Gameability*: this measures whether the win rate given by the evaluator is significantly affected by simply promoting the same model to be more concise and verbose. Specifically, five models are selected to be prompted

<sup>1</sup><https://huggingface.co/datasets/allenai/reward-bench-results>

<sup>2</sup>[https://github.com/tatsu-lab/alpaca\\_eval/tree/main/results](https://github.com/tatsu-lab/alpaca_eval/tree/main/results)

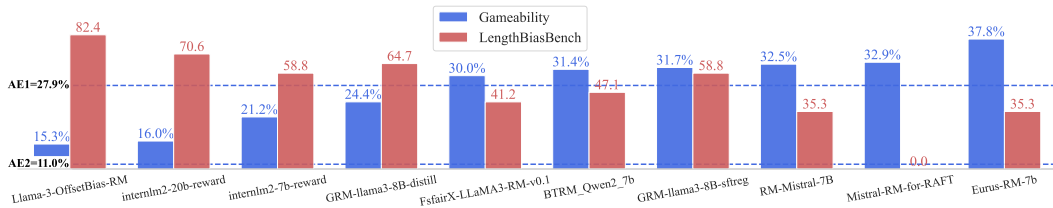


Figure 2: The Gameability  $\downarrow$  and LengthBiasBench accuracy  $\uparrow$  for selected BT-based reward models. The lower the Gameability, the less sensible the win rate is to different prompt strategies. The higher the accuracy on the LengthBiasBench, the less preference the model has for output length. The Gameability of AlpacaEval1 (AE) and AlpacaEval2 (AE2) win rates are 11.05% and 27.9%, respectively, presented with the dashed line.

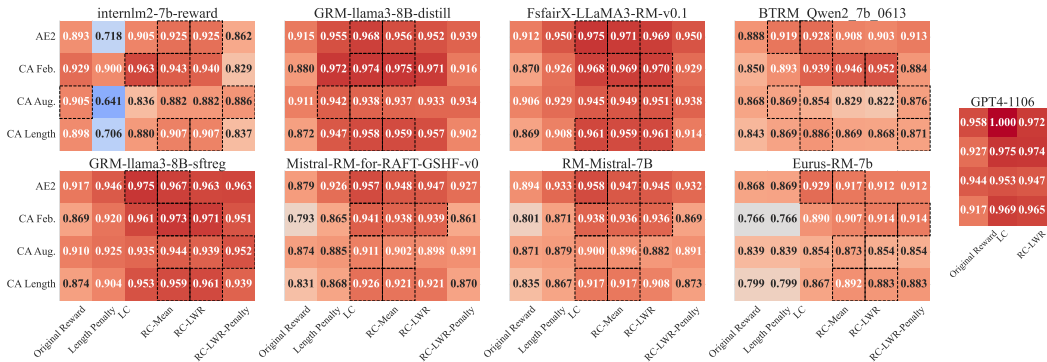


Figure 3: The heatmap demonstrates the Spearman correlation ( $\uparrow$ ) between reward-models-produced rankings with the AlpacaEval2 (AE2) and ChatbotArena (CA). We also report the calibration results for GPT4-1106 on the right, with the Original Reward indicating AlpacaEval1, LC representing AE2, and RC-LWR referring to rankings calibrated with our proposed RC-LWR method. The x-axis represents different calibration methods. The two highest correlations in each row are marked with a dashed rectangle. We select three versions of CA. CA Feb. is used in the paper of AE2 and is selected to validate our reproduction of relevant results. CA Aug. is the latest ranking and contains more models. CA Length is the CA Aug. disentangled with the response length.

three times: (a) normally, (b) to “give as much detail as possible”, (c) to “be as concise as possible while still providing all the necessary information to answer the question” and get three win rates. Then, the gameability is defined as the normalised variance between those three win rates and averaged across these five models. Higher gameability indicates that the evaluator is more sensitive to the output’s length. (2) Spearman correlation of reward model produced ranking with official AlpacaEval2 leaderboard over 184 models. (3) Spearman correlation of reward model produced ranking with ChatbotArena. We employ three versions of ChatbotArena (CA): CA Feb. is used by Dubois et al. (2024), we introduce it to ensure that we reproduce their results, CA Aug. is the latest one that is more recent and includes more models, and the CA Length is the CA Aug. disentangled with length proposed by Chiang et al. (2024).

**Identifying RMs with strong length bias** Before calibration, we first evaluate the top-10 BT-based RMs from RewardBench leaderboard as of Aug. 2024 using the Gameability and the length bias subset of the EvalBiasBench dataset (Park et al., 2024a). The latter contains 17 test examples and is denoted as LengthBiasBench. We aim to identify RMs demonstrating severe length bias, i.e., high Gameability and low accuracy on LengthBiasBench. Their results are shown in Fig. 2. We observe the prevalence of length bias for BT-based RMs. 8 of 10 models exhibit high Gameability and poor performance on LengthBiasBench. The two metrics demonstrate consistency, i.e., the model with high Gameability usually achieves low accuracy on LengthBiasBench, achieving  $-0.879$  Spearman correlation score. As Llama-3-OffsetBias-RM and internlm2-20b-reward do not demonstrate severe length bias, we primarily report results for other 8 models.

**Results** The Spearman correlations of RM-produced rankings with the AE2 and the ChatbotArenas are presented in the Fig. 3. Our findings include: (1) Overall, RC-Mean and RC-LWR provide effective calibrations, leading to a higher correlation with AE2 and ChatbotArena, achieving comparable calibration effects with LC on all eight RMs. Note that LC is specifically designed for the AE leaderboard and can not be straightforwardly employed for reward calibration because it requires the model ID and instruction ID for regression, which are not available for general reward calibration. (2) Compared with AE2, RC-LWR calibrated AE achieves comparable Spearman correlations with Chatbot Arena, suggesting that our method can generalise to LLM-as-Judge results. (3) The cali-

Table 1: The Gameability  $\downarrow$  of different calibrations methods across various reward models on AlpacaEval

| Model                  | Length Penalty | LC    | RC-Mean      | RC-LWR       | RC-LWR-Penalty |
|------------------------|----------------|-------|--------------|--------------|----------------|
| internlm2-7b-reward    | 13.6%          | 10.6% | 9.4%         | <b>9.0%</b>  | 25.6%          |
| GRM-llama3-8B-distill  | 12.1%          | 9.5%  | <b>8.8%</b>  | 9.0%         | 16.7%          |
| FsfairX-LLaMA3-RM-v0.1 | 20.2%          | 12.7% | 10.8%        | <b>10.1%</b> | 19.0%          |
| BTRM-Qwen2.7b          | 18.5%          | 13.8% | <b>10.5%</b> | 10.6%        | 17.5%          |
| GRM-llama3-8B-sftreg   | 23.4%          | 13.7% | <b>9.7%</b>  | 10.0%        | 14.8%          |
| RM-Mistral-7B          | 20.5%          | 14.2% | 10.8%        | <b>10.5%</b> | 19.8%          |
| Mistral-RM-for-RAFT    | 22.0%          | 13.5% | 9.9%         | <b>9.6%</b>  | 19.5%          |
| Eurus-RM-7b            | 37.8%          | 18.3% | 12.2%        | <b>11.8%</b> | <b>11.8%</b>   |

brated GRM-llama3-8B-distill achieves 0.975 with ChatbotArena Feb., and the calibrated FsfairX-LLaMA3-RM-v0.1 achieves 0.975 with AE2 and 0.951 with ChatbotArena Aug., demonstrating the potential of calibrated open-source RM to provide reliable LLM evaluations. (4) The Length Penalty brings improvements in most cases. But it can also lead to degeneration (internlm2-7b-reward) or can be not effective at all (Eurus-RM-7b). This is because different RMs have different reward scales, making it harder to employ the same penalty weight for different RMs. On the contrary, our proposed RC-LWR is more robust to different hyper-parameter choices, rendering it easier to use in practice. (5) Unlike the results on RewardBench, the Length Penalty and RC-LWR-Penalty are less effective in this setting, likely due to differences in length margin (denoted as  $||x_1| - |x_2||$ ) distributions of two dataset. For instance, in the RewardBench, 60% of data points have a length margin below 600, while in the AlpacaEval setting, this figure is less than 40%. Consequently, the penalty term has a more significant impact on the AlpacaEval calibration. More relevant analyses are shown in the Appendix C. This underscores the practicality of our method over the penalty-based approach, as the latter may require extensive hyperparameter tuning for penalty weight. Such tuning is influenced not only by the reward model’s scale but also by the output’s length distribution. (6) The rankings calibrated by LC, RC-Mean, RC-LWR are usually more aligned with CA Length compared with CA Aug., further validating the effectiveness of our proposed methods. (7) As shown in Tab. 1, RC-Mean and RC-LWR effectively reduce the Gameability for various reward RMs, demonstrating the calibrated rewards are less sensitive to different prompting techniques and thus more reflective of the response quality.

### 4.3 LENGTH CALIBRATED REWARDS FOR LLMs ALIGNMENT

**Setting** In this setting, we investigate whether the calibrated rewards could serve as a better training signal for LLMs alignment. Because the post-hoc reward calibration assumes a scored dataset used for calibration, which could be seamlessly integrated with the offline RL, we choose to first employ the RMs to score the on policy dataset and then perform DPO. Our experiment pipeline could be described as follows: for each prompt  $q$  in a prompt dataset, multiple responses  $y_i$  are sampled from an LLM, then scored as  $r_i$  by an RM. Among these responses, the response with the highest or lowest score is selected to create a preference pair  $(p, y_w, y_l)$  for Direct Preference Optimisation (DPO) tuning. Specifically, to validate the effectiveness of our method, we choose two instruct models: Meta-Llama-3-8B-Instruct (AI@Meta, 2024) and gemma2-9b-it (Team, 2024) and two reward models: FsfairX-LLaMA3-RM-v0.1 (Dong et al., 2023) and GRM-llama3-8B-sftreg (Yang et al., 2024), resulting in 4 LLM-RM configurations: (1) Llama-3-8B-Fsfairx; (2) Llama-3-8B-GRM; (3) gemma2-9b-Fsfairx; and (4) gemma2-9b-GRM. For each LLM-RM combination, we compare the Original Reward, Length Penalty, and RC-LWR. We directly utilise the on-policy generations<sup>3</sup> of two models generated by Meng et al. (2024). They employ the 60k instructions from the UltraFeedback (Cui et al., 2024) dataset and sample 5 responses for each instruction from the model. Then, we use those two reward models to score the dataset and to conduct DPO tuning. All hyper-parameters related to DPO tuning are set following Meng et al. (2024).

**Metrics** We evaluate the model with the Length-Controlled win rate from the AE2 for open-ended generation. We also test the model on eight popular benchmarks: MMLU (Hendrycks et al., 2021b), GSM8K (Cobbe et al., 2021), ARC-challenge (Clark et al., 2018), HellaSwag (Zellers et al., 2019), Winogrande (Sakaguchi et al., 2021), IFEval (Zhou et al., 2023), GPQA (Rein et al., 2023), and BBH (Suzgun et al., 2023) to see how the proposed calibration affects the benchmark performance. We employ the OpenCompass (Contributors, 2023) for benchmark evaluation and report the average score of these benchmarks. All evaluation configurations are set as a default in OpenCompass.

<sup>3</sup>[huggingface.co/datasets/princeton-nlp/llama3-ultrafeedback-armorm](https://huggingface.co/datasets/princeton-nlp/llama3-ultrafeedback-armorm) and [huggingface.co/datasets/princeton-nlp/gemma2-ultrafeedback-armorm](https://huggingface.co/datasets/princeton-nlp/gemma2-ultrafeedback-armorm)



Table 2: Results of using length-calibrated rewards for LLMs alignment. Calibration methods we compare include Original Reward (OR), Length Penalty (LP), and RC LWR. We apply these methods in four different LLM-RM configurations. We report the Length-Controlled win rate, the average character length on the AlpacaEval, and average performance on eight benchmarks. The Table illustrates that RC-LWR calibration achieves up to 10% LC win rate improvement and alleviates the performance drop on benchmarks.

| Algorithm          | no                         | OR    | LP    | RC           | no                             | OR          | LP   | RC   | no                              | OR    | LP           | RC           |
|--------------------|----------------------------|-------|-------|--------------|--------------------------------|-------------|------|------|---------------------------------|-------|--------------|--------------|
|                    | DPO                        |       |       | LWR          | DPO                            |             |      | LWR  | DPO                             |       |              | LWR          |
|                    | Length-Controlled Win Rate |       |       |              | Avg Character Length in Alpaca |             |      |      | Avg Performance on 8 Benchmarks |       |              |              |
| Llama-3-8B-Fsfairx | 23.91                      | 41.82 | 49.98 | <b>51.37</b> | 1967                           | <b>2404</b> | 1989 | 1867 | 62.69                           | 60.45 | 61.75        | <b>61.94</b> |
| Llama-3-8B-GRM     | 23.91                      | 41.00 | 48.41 | <b>50.49</b> | 1967                           | <b>2438</b> | 1996 | 1858 | 62.69                           | 60.94 | <b>62.11</b> | 61.83        |
| gemma2-9b-Fsfairx  | 46.96                      | 62.79 | 67.46 | <b>69.54</b> | 1521                           | <b>2365</b> | 1491 | 1798 | 63.69                           | 58.88 | 60.52        | <b>60.79</b> |
| gemma2-9b-Grm      | 46.96                      | 63.21 | 66.28 | <b>70.45</b> | 1521                           | <b>2106</b> | 1426 | 1780 | 63.69                           | 55.28 | 57.28        | <b>58.31</b> |

**Results** Results of employing calibrated rewards for LLMs alignment are demonstrated in Tab. 2, where the left and the middle focus on the LC win rate and the right on benchmark performance. We observe that: (1) Similar to the experimental results with the RewardBench, the Length Penalty serves as a simple yet effective baseline, highlighting the significant issue of length exploitation in LLM alignment (Meng et al., 2024). (2) Without extra training and data annotation, the RC-LWR outperforms the Original Reward baseline on AE2 by about 9.5 for Meta-Llama-3-8B-Instruct-based DPO and about 7 points for gemma2-9b-it. It effectively improve the output quality while preserving the length. (3) The DPO tuning leads to performance drops on our eight benchmarks. The drop is more significant for gemma2-9b-it-based configurations (e.g., for gemma2-9b-fsfairx, the performance drops from 63.69 to 55.28). This may be because a larger learning rate of  $5e-7$  is set for gemma2-based experiments compared to  $3e-7$  for Llama3-based experiments following Meng et al. (2024). However, with the same hyperparameters, both Length Penalty and RC-LWR methods could mitigate the performance drop, indicating that the length-regularised alignment not only controls the output length but also reserves the model’s benchmark performance during DPO alignment.

## 5 ANALYSIS

|                       | Original Reward | Length Penalty | RC-Mean       | RC-LWR        | RC-LWR-Penalty |
|-----------------------|-----------------|----------------|---------------|---------------|----------------|
| $ \rho _{\text{avg}}$ | 0.2930±0.1836   | 0.2092±0.1706  | 0.0390±0.0369 | 0.0233±0.0223 | 0.0229±0.0223  |

Table 3: The average and variance of absolute correlation score for different methods on RewardBench.

**Does the calibration mitigate the length preference of models?** One desideratum for an ideal calibration method is that the rewards should be weakly correlated with the bias characteristics of interest, thus cancelling the model’s preference for specific characteristics and preventing reward hacking in its downstream applications. Therefore, we calculate the average and variance of the **absolute** Spearman correlation score over RMs for different methods on the RewardBench dataset and show them in Tab. 3. Our observation includes: (1) Length bias is significant for the board spectrum of RMs (0.293 for original reward). (2) The Length Penalty cannot effectively mitigate the model’s preference for length. The added penalty term renders RM to prefer shorter outputs. (3) In contrast to Length Penalty method, our proposed methods could effectively calibrate the RM’s preference on output length, *i.e.*, the correlation score between output length and reward is approximately 0 for all RMs after calibration.

**Calibration behaviours on models with different length preferences.** If an RM exhibits a weak preference for the characteristic of interest, an optimal calibration should not significantly alter its rewarding behaviour and vice versa. Rewarding accuracy alone may not effectively capture this aspect, as a calibration might result in an equal number of correct and incorrect predictions, thereby leaving the overall accuracy unchanged. We thus count how many preference pairs are reversed by the calibration on the RewardBench dataset. We report the fraction of it over the entire dataset. The results are shown in the Fig. 4. Our observations are as follows: (1) Length Penalty demonstrates the moderate correlation between RM length bias and the preference overturned and is unstable. It does not calibrate any pairs for some models with strong positive length preferences. For models with a strong negative preference for length, it is ineffective as the model already prefers shorter outputs in general. (2) Both RC-Mean and RC-LWR methods exhibit a strong correlation:

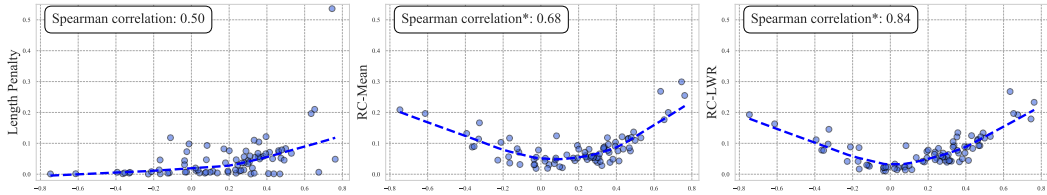


Figure 4: The number of preferences reversed by the calibration (y-axis) for models with different length preferences (x-axis), measured by the Spearman correlation with length. To determine the correlation between  $x$  and  $y$ , we further report the Spearman Correlation between them. For RC-Mean and RC-LWR, as the plot is approximately symmetric, we report the correlation between absolute values of  $x$  and  $y$ .

the weaker the bias of the model, the fewer pairs are reversed by the calibration method, indicating that our calibration method will not severely affect the non-biased model. The desirable feature may enhance the practicability of the proposed method.

### Generalisation to other bias types: markdown features.

To validate that our proposed method could generalise to other bias features, we apply it to calibrating the bias towards the markdown listing features in the output, motivated by the empirical findings of Dubois et al. (2023a). Observing that LLMs often utilise markdown style lists with bold subheadings as the output format, we define the characteristic function  $c(x)$  as the number of headers, lists, and bold strings following Chiang et al. (2024). The calibration results for 33 BT-based RMs are shown in Fig. 5. We find that calibrating the number of lists in the output also yields improvement on the RewardBench, with a 1.81 averaged performance gain for RC-Mean and 1.86 for RC-LWR. Furthermore, similar to length bias calibration, improvements are observed across nearly all models, and the originally good reward models get slightly stronger after calibration. The gains are not as big as the gains for calibrating length bias, which demonstrates, to some extent, that the length bias is more prevalent.

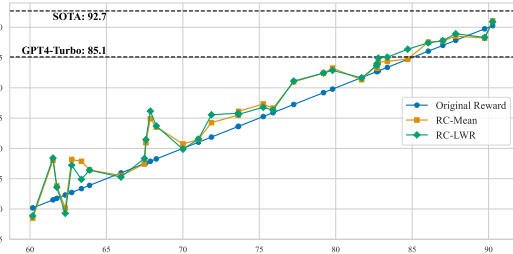


Figure 5: The calibrated w.r.t original performance of 33 markdown-feature-calibrated BT-based models.

**Further Analysis** In Appendix C, we show that the proposed method is robust to different bandwidth choices of LWR (Fig. 7). And its calibration effect can be smoothly adjusted by introducing a constant before the LWR prediction (Fig. 8 and Tab. 4). We also demonstrate that RMs with more substantial bias benefit more from our approach (Fig. 10). We further showcase the potential of the proposed method to calibrate bias from multiple characteristics simultaneously (Fig. 11). Moreover, a stress test evaluating the data efficiency of the method reveals that our method is not significantly constrained by the size of the datasets used for the calibration (Fig. 13).

## 6 CONCLUSION

This paper introduces a post-hoc reward calibration method to mitigate biases in RMs. Our approach effectively reduces the impact of prevalent biases, such as length bias, and has been validated across multiple experimental settings. The results consistently show substantial performance gains. Other empirical findings confirm that our method satisfies several critical desiderata for optimal calibration: (1) Our approach consistently mitigates both length and markdown biases in RMs, and can successfully calibrate LLM-as-Judge rewards, underscoring its generality. (2) The method requires no additional data annotation or RM retraining and is computationally efficient. (3) The calibrated rewards exhibit weak correlations with the characteristics of interest, thereby preventing reward hacking and improving the overall quality of the reward signals. (4) For non-biased RMs, our method minimally alters the reward behaviour, whereas it substantially improves models with stronger biases, making the calibration impact proportional to the bias level. (5) The method is robust to various hyperparameter choices and can be controlled smoothly by introducing a calibration constant before LWR prediction, enhancing its practical usability. (6) The approach is not constrained by dataset size, as even a few hundred data points are sufficient to achieve effective calibration. In conclusion, our approach offers a scalable, efficient, and generalisable solution for addressing biases in RMs, ensuring better alignment between LLMs and human preferences.

---

## ACKNOWLEDGEMENTS

IT is supported by the Dutch National Science Foundation (NWO Vici VI.C.212.053).

## REFERENCES

- AI@Meta. Llama 3 model card. 2024. URL [https://github.com/meta-llama/llama3/blob/main/MODEL\\_CARD.md](https://github.com/meta-llama/llama3/blob/main/MODEL_CARD.md).
- Rohan Anil, Sebastian Borgeaud, Yonghui Wu, Jean-Baptiste Alayrac, Jiahui Yu, Radu Soricut, Johan Schalkwyk, Andrew M. Dai, Anja Hauth, Katie Millican, David Silver, Slav Petrov, Melvin Johnson, Ioannis Antonoglou, Julian Schrittwieser, Amelia Glaese, Jilin Chen, Emily Pitler, Timothy P. Lillicrap, Angeliki Lazaridou, Orhan Firat, James Molloy, Michael Isard, Paul Ronald Barham, Tom Hennigan, Benjamin Lee, Fabio Viola, Malcolm Reynolds, Yuanzhong Xu, Ryan Doherty, Eli Collins, Clemens Meyer, Eliza Rutherford, Erica Moreira, Kareem Ayoub, Megha Goel, George Tucker, Enrique Piqueras, Maxim Krikun, Iain Barr, Nikolay Savinov, Ivo Danihelka, Becca Roelofs, Anaïs White, Anders Andreassen, Tamara von Glehn, Lakshman Yagati, Mehran Kazemi, Lucas Gonzalez, Misha Khalman, Jakub Sygnowski, and et al. Gemini: A family of highly capable multimodal models. *CoRR*, abs/2312.11805, 2023.
- Ralph Allan Bradley and Milton E Terry. Rank analysis of incomplete block designs: I. the method of paired comparisons. *Biometrika*, 39(3/4):324–345, 1952.
- Souradip Chakraborty, Jiahao Qiu, Hui Yuan, Alec Koppel, Furong Huang, Dinesh Manocha, Amrit Singh Bedi, and Mengdi Wang. Maxmin-rlhf: Towards equitable alignment of large language models with diverse human preferences. *CoRR*, abs/2402.08925, 2024. URL <https://doi.org/10.48550/arXiv.2402.08925>.
- Lichang Chen, Chen Zhu, Davit Soselia, Jiu-hai Chen, Tianyi Zhou, Tom Goldstein, Heng Huang, Mohammad Shoeybi, and Bryan Catanzaro. ODIN: disentangled reward mitigates hacking in RLHF. *CoRR*, abs/2402.07319, 2024.
- Wei-Lin Chiang, Lianmin Zheng, Ying Sheng, Anastasios Nikolas Angelopoulos, Tianle Li, Dacheng Li, Hao Zhang, Banghua Zhu, Michael Jordan, Joseph E. Gonzalez, and Ion Stoica. Chatbot arena: An open platform for evaluating llms by human preference, 2024.
- Peter Clark, Isaac Cowhey, Oren Etzioni, Tushar Khot, Ashish Sabharwal, Carissa Schoenick, and Oyvind Tafjord. Think you have solved question answering? try arc, the AI2 reasoning challenge. *CoRR*, abs/1803.05457, 2018.
- Karl Cobbe, Vineet Kosaraju, Mohammad Bavarian, Mark Chen, Heewoo Jun, Lukasz Kaiser, Matthias Plappert, Jerry Tworek, Jacob Hilton, Reiichiro Nakano, Christopher Hesse, and John Schulman. Training verifiers to solve math word problems. *CoRR*, abs/2110.14168, 2021.
- OpenCompass Contributors. Opencompass: A universal evaluation platform for foundation models. <https://github.com/open-compass/opencompass>, 2023.
- Thomas Coste, Usman Anwar, Robert Kirk, and David Krueger. Reward model ensembles help mitigate overoptimization. In *The Twelfth International Conference on Learning Representations, ICLR 2024, Vienna, Austria, May 7-11, 2024*. OpenReview.net, 2024.
- Ganqu Cui, Lifan Yuan, Ning Ding, Guanming Yao, Bingxiang He, Wei Zhu, Yuan Ni, Guotong Xie, Ruobing Xie, Yankai Lin, et al. Ultrafeedback: Boosting language models with scaled ai feedback. In *Forty-first International Conference on Machine Learning, 2024*.
- Josef Dai, Xuehai Pan, Ruiyang Sun, Jiaming Ji, Xinbo Xu, Mickel Liu, Yizhou Wang, and Yaodong Yang. Safe RLHF: safe reinforcement learning from human feedback. In *The Twelfth International Conference on Learning Representations, ICLR 2024, Vienna, Austria, May 7-11, 2024*. OpenReview.net, 2024.
- Hanze Dong, Wei Xiong, Deepanshu Goyal, Rui Pan, Shizhe Diao, Jipeng Zhang, Kashun Shum, and Tong Zhang. Raft: Reward ranked finetuning for generative foundation model alignment. *arXiv preprint arXiv:2304.06767*, 2023.

- 
- Hanze Dong, Wei Xiong, Bo Pang, Haoxiang Wang, Han Zhao, Yingbo Zhou, Nan Jiang, Doyen Sahoo, Caiming Xiong, and Tong Zhang. RLHF workflow: From reward modeling to online RLHF. *CoRR*, abs/2405.07863, 2024.
- Abhimanyu Dubey, Abhinav Jauhri, Abhinav Pandey, Abhishek Kadian, Ahmad Al-Dahle, Aiesha Letman, Akhil Mathur, Alan Schelten, Amy Yang, Angela Fan, Anirudh Goyal, Anthony Hartshorn, Aobo Yang, Archi Mitra, Archie Sravankumar, Artem Korenev, Arthur Hinsvark, Arun Rao, Aston Zhang, Aurélien Rodriguez, Austen Gregerson, Ava Spataru, Baptiste Rozière, Bethany Biron, Binh Tang, Bobbie Chern, Charlotte Caucheteux, Chaya Nayak, Chloe Bi, Chris Marra, Chris McConnell, Christian Keller, Christophe Touret, Chunyang Wu, Corinne Wong, Cristian Canton Ferrer, Cyrus Nikolaidis, Damien Allonsius, Daniel Song, Danielle Pintz, Danny Livshits, David Esiofu, Dhruv Choudhary, Dhruv Mahajan, Diego Garcia-Olano, Diego Perino, Dieuwke Hupkes, Egor Lakomkin, Ehab AlBadawy, Elina Lobanova, Emily Dinan, Eric Michael Smith, Filip Radenovic, Frank Zhang, Gabriel Synnaeve, Gabrielle Lee, Georgia Lewis Anderson, Graeme Nail, Grégoire Mialon, Guan Pang, Guillem Cucurell, Hailey Nguyen, Hannah Korevaar, Hu Xu, Hugo Touvron, Iliyan Zarov, Imanol Arrieta Ibarra, Isabel M. Kloumann, Ishan Misra, Ivan Evtimov, Jade Copet, Jaewon Lee, Jan Geffert, Jana Vranes, Jason Park, Jay Mahadeokar, Jeet Shah, Jelmer van der Linde, Jennifer Billock, Jenny Hong, Jenya Lee, Jeremy Fu, Jianfeng Chi, Jianyu Huang, Jiawen Liu, Jie Wang, Jiecao Yu, Joanna Bitton, Joe Spisak, Jongsoo Park, Joseph Rocca, Joshua Johnstun, Joshua Saxe, Junteng Jia, Kalyan Vasuden Alwala, Kartikeya Upasani, Kate Plawiak, Ke Li, Kenneth Heafield, and Kevin Stone. The llama 3 herd of models. *CoRR*, abs/2407.21783, 2024.
- Yann Dubois, Chen Xuechen Li, Rohan Taori, Tianyi Zhang, Ishaan Gulrajani, Jimmy Ba, Carlos Guestrin, Percy Liang, and Tatsunori B. Hashimoto. AlpacaFarm: A simulation framework for methods that learn from human feedback. In Alice Oh, Tristan Naumann, Amir Globerson, Kate Saenko, Moritz Hardt, and Sergey Levine (eds.), *Advances in Neural Information Processing Systems 36: Annual Conference on Neural Information Processing Systems 2023, NeurIPS 2023, New Orleans, LA, USA, December 10 - 16, 2023*, 2023a.
- Yann Dubois, Xuechen Li, Rohan Taori, Tianyi Zhang, Ishaan Gulrajani, Jimmy Ba, Carlos Guestrin, Percy Liang, and Tatsunori B. Hashimoto. AlpacaFarm: A simulation framework for methods that learn from human feedback, 2023b.
- Yann Dubois, Balázs Galambosi, Percy Liang, and Tatsunori B. Hashimoto. Length-controlled alpacaEval: A simple way to debias automatic evaluators. *CoRR*, abs/2404.04475, 2024.
- Jacob Eisenstein, Chirag Nagpal, Alekh Agarwal, Ahmad Beirami, Alex D’Amour, Dj Dvijotham, Adam Fisch, Katherine A. Heller, Stephen Pfohl, Deepak Ramachandran, Peter Shaw, and Jonathan Berant. Helping or herding? reward model ensembles mitigate but do not eliminate reward hacking. *CoRR*, abs/2312.09244, 2023.
- Leo Gao, John Schulman, and Jacob Hilton. Scaling laws for reward model overoptimization. In *International Conference on Machine Learning, ICML 2023, 23-29 July 2023, Honolulu, Hawaii, USA*, volume 202 of *Proceedings of Machine Learning Research*, pp. 10835–10866. PMLR, 2023. URL <https://proceedings.mlr.press/v202/gao23h.html>.
- Dan Hendrycks, Collin Burns, Steven Basart, Andrew Critch, Jerry Li, Dawn Song, and Jacob Steinhardt. Aligning AI with shared human values. In *9th International Conference on Learning Representations, ICLR 2021, Virtual Event, Austria, May 3-7, 2021*. OpenReview.net, 2021a.
- Dan Hendrycks, Collin Burns, Steven Basart, Andy Zou, Mantas Mazeika, Dawn Song, and Jacob Steinhardt. Measuring massive multitask language understanding. In *9th International Conference on Learning Representations, ICLR 2021, Virtual Event, Austria, May 3-7, 2021*. OpenReview.net, 2021b.
- Samia Kabir, David N. Udo-Imeh, Bonan Kou, and Tianyi Zhang. Who answers it better? an in-depth analysis of chatgpt and stack overflow answers to software engineering questions. *CoRR*, abs/2308.02312, 2023.
- Timo Kaufmann, Paul Weng, Viktor Bengs, and Eyke Hüllermeier. A survey of reinforcement learning from human feedback. *CoRR*, abs/2312.14925, 2023. URL <https://doi.org/10.48550/arXiv.2312.14925>.

- 
- Seungone Kim, Jamin Shin, Yejin Choi, Joel Jang, Shayne Longpre, Hwaran Lee, Sangdoon Yun, Seongjin Shin, Sungdong Kim, James Thorne, and Minjoon Seo. Prometheus: Inducing fine-grained evaluation capability in language models. In *The Twelfth International Conference on Learning Representations, ICLR 2024, Vienna, Austria, May 7-11, 2024*. OpenReview.net, 2024.
- Wai-Chung Kwan, Xingshan Zeng, Yuxin Jiang, Yufei Wang, Liangyou Li, Lifeng Shang, Xin Jiang, Qun Liu, and Kam-Fai Wong. Mt-eval: A multi-turn capabilities evaluation benchmark for large language models. *CoRR*, abs/2401.16745, 2024.
- Minae Kwon, Sang Michael Xie, Kalesha Bullard, and Dorsa Sadigh. Reward design with language models. In *The Eleventh International Conference on Learning Representations, ICLR 2023, Kigali, Rwanda, May 1-5, 2023*. OpenReview.net, 2023.
- Nathan Lambert, Valentina Pyatkin, Jacob Morrison, LJ Miranda, Bill Yuchen Lin, Khyathi Chandu, Nouha Dziri, Sachin Kumar, Tom Zick, Yejin Choi, Noah A. Smith, and Hannaneh Hajishirzi. Rewardbench: Evaluating reward models for language modeling. *CoRR*, abs/2403.13787, 2024. URL <https://doi.org/10.48550/arXiv.2403.13787>.
- Nathan O. Lambert and Roberto Calandra. The alignment ceiling: Objective mismatch in reinforcement learning from human feedback. *CoRR*, abs/2311.00168, 2023.
- Tianle Li, Wei-Lin Chiang, Evan Frick, Lisa Dunlap, Tianhao Wu, Banghua Zhu, Joseph E. Gonzalez, and Ion Stoica. From crowdsourced data to high-quality benchmarks: Arena-hard and benchbuilder pipeline. *CoRR*, abs/2406.11939, 2024.
- Jie Liu, Zhanhui Zhou, Jiaheng Liu, Xingyuan Bu, Chao Yang, Hansen Zhong, and Wanli Ouyang. Iterative length-regularized direct preference optimization: A case study on improving 7b language models to GPT-4 level. *CoRR*, abs/2406.11817, 2024. doi: 10.48550/ARXIV.2406.11817. URL <https://doi.org/10.48550/arXiv.2406.11817>.
- Junru Lu, Jiazheng Li, Siyu An, Meng Zhao, Yulan He, Di Yin, and Xing Sun. Eliminating biased length reliance of direct preference optimization via down-sampled KL divergence. *CoRR*, abs/2406.10957, 2024.
- Yu Meng, Mengzhou Xia, and Danqi Chen. Simpo: Simple preference optimization with a reference-free reward. *CoRR*, abs/2405.14734, 2024.
- Ted Moskowitz, Aaditya K. Singh, DJ Strouse, Tuomas Sandholm, Ruslan Salakhutdinov, Anca D. Dragan, and Stephen Marcus McAleer. Confronting reward model overoptimization with constrained RLHF. In *The Twelfth International Conference on Learning Representations, ICLR 2024, Vienna, Austria, May 7-11, 2024*. OpenReview.net, 2024.
- OpenAI. GPT-4 technical report. *CoRR*, abs/2303.08774, 2023. URL <https://doi.org/10.48550/arXiv.2303.08774>.
- Long Ouyang, Jeffrey Wu, Xu Jiang, Diogo Almeida, Carroll L. Wainwright, Pamela Mishkin, Chong Zhang, Sandhini Agarwal, Katarina Slama, Alex Ray, John Schulman, Jacob Hilton, Fraser Kelton, Luke Miller, Maddie Simens, Amanda Askell, Peter Welinder, Paul F. Christiano, Jan Leike, and Ryan Lowe. Training language models to follow instructions with human feedback. In *Advances in Neural Information Processing Systems 35: Annual Conference on Neural Information Processing Systems 2022, NeurIPS 2022, New Orleans, LA, USA, November 28 - December 9, 2022*.
- Richard Yuanzhe Pang, Vishakh Padmakumar, Thibault Sellam, Ankur P. Parikh, and He He. Reward gaming in conditional text generation. In *Proceedings of the 61st Annual Meeting of the Association for Computational Linguistics (Volume 1: Long Papers), ACL 2023, Toronto, Canada, July 9-14, 2023*, pp. 4746–4763. Association for Computational Linguistics, 2023.
- Junsoo Park, Seungyeon Jwa, Meiying Ren, Daeyoung Kim, and Sanghyuk Choi. Offsetbias: Leveraging debiased data for tuning evaluators, 2024a.
- Ryan Park, Rafael Rafailov, Stefano Ermon, and Chelsea Finn. Disentangling length from quality in direct preference optimization. In Lun-Wei Ku, Andre Martins, and Vivek Srikumar (eds.), *Findings of the Association for Computational Linguistics, ACL 2024, Bangkok, Thailand and virtual meeting, August 11-16, 2024*, pp. 4998–5017. Association for Computational Linguistics, 2024b.

- 
- Zihan Qiu, Zeyu Huang, Shuang Cheng, Yizhi Zhou, Zili Wang, Ivan Titov, and Jie Fu. Layerwise recurrent router for mixture-of-experts. *CoRR*, abs/2408.06793, 2024a.
- Zihan Qiu, Zeyu Huang, and Jie Fu. Unlocking emergent modularity in large language models. In *Proceedings of the 2024 Conference of the North American Chapter of the Association for Computational Linguistics: Human Language Technologies (Volume 1: Long Papers), NAACL 2024, Mexico City, Mexico, June 16-21, 2024*, pp. 2638–2660. Association for Computational Linguistics, 2024b.
- Shanghaoran Quan. Dmoerm: Recipes of mixture-of-experts for effective reward modeling. In Lun-Wei Ku, Andre Martins, and Vivek Srikumar (eds.), *Findings of the Association for Computational Linguistics, ACL 2024, Bangkok, Thailand and virtual meeting, August 11-16, 2024*, pp. 7006–7028. Association for Computational Linguistics, 2024.
- Rafael Rafailov, Archit Sharma, Eric Mitchell, Christopher D. Manning, Stefano Ermon, and Chelsea Finn. Direct preference optimization: Your language model is secretly a reward model. In Alice Oh, Tristan Naumann, Amir Globerson, Kate Saenko, Moritz Hardt, and Sergey Levine (eds.), *Advances in Neural Information Processing Systems 36: Annual Conference on Neural Information Processing Systems 2023, NeurIPS 2023, New Orleans, LA, USA, December 10 - 16, 2023*, 2023. URL [http://papers.nips.cc/paper\\_files/paper/2023/hash/a85b405ed65c6477a4fe8302b5e06ce7-Abstract-Conference.html](http://papers.nips.cc/paper_files/paper/2023/hash/a85b405ed65c6477a4fe8302b5e06ce7-Abstract-Conference.html).
- Alexandre Ramé, Nino Vieillard, Léonard Hussenot, Robert Dadashi, Geoffrey Cideron, Olivier Bachem, and Johan Ferret. WARM: on the benefits of weight averaged reward models. *CoRR*, abs/2401.12187, 2024.
- David Rein, Betty Li Hou, Asa Cooper Stickland, Jackson Petty, Richard Yuanzhe Pang, Julien Dirani, Julian Michael, and Samuel R. Bowman. GPQA: A graduate-level google-proof q&a benchmark. *CoRR*, abs/2311.12022, 2023.
- Mathieu Rita, Florian Strub, Rahma Chaabouni, Paul Michel, Emmanuel Dupoux, and Olivier Pietquin. Countering reward over-optimization in LLM with demonstration-guided reinforcement learning. In *Findings of the Association for Computational Linguistics, ACL 2024, Bangkok, Thailand and virtual meeting, August 11-16, 2024*, pp. 12447–12472. Association for Computational Linguistics, 2024.
- Keisuke Sakaguchi, Ronan Le Bras, Chandra Bhagavatula, and Yejin Choi. Winogrande: an adversarial winograd schema challenge at scale. *Commun. ACM*, 64(9):99–106, 2021.
- Wei Shen, Rui Zheng, WenYu Zhan, Jun Zhao, Shihan Dou, Tao Gui, Qi Zhang, and Xuanjing Huang. Loose lips sink ships: Mitigating length bias in reinforcement learning from human feedback. In *Findings of the Association for Computational Linguistics: EMNLP 2023, Singapore, December 6-10, 2023*, pp. 2859–2873. Association for Computational Linguistics, 2023.
- Prasann Singhal, Tanya Goyal, Jiacheng Xu, and Greg Durrett. A long way to go: Investigating length correlations in RLHF. *CoRR*, abs/2310.03716, 2023.
- Nisan Stiennon, Long Ouyang, Jeff Wu, Daniel M. Ziegler, Ryan Lowe, Chelsea Voss, Alec Radford, Dario Amodei, and Paul F. Christiano. Learning to summarize from human feedback. *CoRR*, abs/2009.01325, 2020.
- Haoran Sun, Yurong Chen, Siwei Wang, Wei Chen, and Xiaotie Deng. Mechanism design for LLM fine-tuning with multiple reward models. *CoRR*, abs/2405.16276, 2024.
- Zhiqing Sun, Sheng Shen, Shengcao Cao, Haotian Liu, Chunyuan Li, Yikang Shen, Chuang Gan, Liang-Yan Gui, Yu-Xiong Wang, Yiming Yang, Kurt Keutzer, and Trevor Darrell. Aligning large multimodal models with factually augmented RLHF. *CoRR*, abs/2309.14525, 2023.
- Mirac Suzgun, Nathan Scales, Nathanael Schärli, Sebastian Gehrmann, Yi Tay, Hyung Won Chung, Aakanksha Chowdhery, Quoc V. Le, Ed H. Chi, Denny Zhou, and Jason Wei. Challenging big-bench tasks and whether chain-of-thought can solve them. In Anna Rogers, Jordan L. Boyd-Graber, and Naoaki Okazaki (eds.), *Findings of the Association for Computational Linguistics: ACL 2023, Toronto, Canada, July 9-14, 2023*, pp. 13003–13051. Association for Computational Linguistics, 2023.

- 
- Gemma Team. Gemma. 2024. doi: 10.34740/KAGGLE/M/3301. URL <https://www.kaggle.com/m/3301>.
- Haoxiang Wang, Wei Xiong, Tengyang Xie, Han Zhao, and Tong Zhang. Interpretable preferences via multi-objective reward modeling and mixture-of-experts. *CoRR*, abs/2406.12845, 2024.
- Yue Wu, Zhiqing Sun, Huizhuo Yuan, Kaixuan Ji, Yiming Yang, and Quanquan Gu. Self-play preference optimization for language model alignment. *CoRR*, abs/2405.00675, 2024.
- Zequ Wu, Yushi Hu, Weijia Shi, Nouha Dziri, Alane Suhr, Prithviraj Ammanabrolu, Noah A. Smith, Mari Ostendorf, and Hannaneh Hajishirzi. Fine-grained human feedback gives better rewards for language model training. In *Advances in Neural Information Processing Systems 36: Annual Conference on Neural Information Processing Systems 2023, NeurIPS 2023, New Orleans, LA, USA, December 10 - 16, 2023*, 2023.
- Rui Yang, Ruomeng Ding, Yong Lin, Huan Zhang, and Tong Zhang. Regularizing hidden states enables learning generalizable reward model for llms. *arXiv preprint arXiv:2406.10216*, 2024.
- Rowan Zellers, Ari Holtzman, Yonatan Bisk, Ali Farhadi, and Yejin Choi. Hellaswag: Can a machine really finish your sentence? In *Proceedings of the 57th Annual Meeting of the Association for Computational Linguistics*, 2019.
- Yuanzhao Zhai, Han Zhang, Yu Lei, Yue Yu, Kele Xu, Dawei Feng, Bo Ding, and Huaimin Wang. Uncertainty-penalized reinforcement learning from human feedback with diverse reward lora ensembles. *CoRR*, abs/2401.00243, 2024.
- Shun Zhang, Zhenfang Chen, Sunli Chen, Yikang Shen, Zhiqing Sun, and Chuang Gan. Improving reinforcement learning from human feedback with efficient reward model ensemble. *CoRR*, abs/2401.16635, 2024a.
- Xuanchang Zhang, Wei Xiong, Lichang Chen, Tianyi Zhou, Heng Huang, and Tong Zhang. From lists to emojis: How format bias affects model alignment. *arXiv preprint arXiv:2409.11704*, 2024b.
- Lianmin Zheng, Wei-Lin Chiang, Ying Sheng, Siyuan Zhuang, Zhanghao Wu, Yonghao Zhuang, Zi Lin, Zhuohan Li, Dacheng Li, Eric P. Xing, Hao Zhang, Joseph E. Gonzalez, and Ion Stoica. Judging llm-as-a-judge with mt-bench and chatbot arena. In *Advances in Neural Information Processing Systems 36: Annual Conference on Neural Information Processing Systems 2023, NeurIPS 2023, New Orleans, LA, USA, December 10 - 16, 2023*, 2023a.
- Rui Zheng, Shihan Dou, Songyang Gao, Yuan Hua, Wei Shen, Binghai Wang, Yan Liu, Senjie Jin, Qin Liu, Yuhao Zhou, Limao Xiong, Lu Chen, Zhiheng Xi, Nuo Xu, Wenbin Lai, Minghao Zhu, Cheng Chang, Zhangyue Yin, Rongxiang Weng, Wensen Cheng, Haoran Huang, Tianxiang Sun, Hang Yan, Tao Gui, Qi Zhang, Xipeng Qiu, and Xuanjing Huang. Secrets of RLHF in large language models part I: PPO. *CoRR*, abs/2307.04964, 2023b. URL <https://doi.org/10.48550/arXiv.2307.04964>.
- Jeffrey Zhou, Tianjian Lu, Swaroop Mishra, Siddhartha Brahma, Sujoy Basu, Yi Luan, Denny Zhou, and Le Hou. Instruction-following evaluation for large language models. *CoRR*, abs/2311.07911, 2023.
- Zhanhui Zhou, Jie Liu, Jing Shao, Xiangyu Yue, Chao Yang, Wanli Ouyang, and Yu Qiao. Beyond one-preference-fits-all alignment: Multi-objective direct preference optimization. In *Findings of the Association for Computational Linguistics, ACL 2024, Bangkok, Thailand and virtual meeting, August 11-16, 2024*, pp. 10586–10613. Association for Computational Linguistics, 2024.
- Banghua Zhu, Michael I. Jordan, and Jiantao Jiao. Iterative data smoothing: Mitigating reward overfitting and overoptimization in RLHF. *CoRR*, abs/2401.16335, 2024.

---

## A ALGORITHMS

The algorithm describing employing the LOWESS method for length bias calibration is shown in Algorithm 1. The main idea is to first fit a locally weighted regression and then adjust the weight based on the residual between regression prediction and the ground truth label. LOWESS is a non-parametric regression technique typically used for smoothing a scatterplot. It is particularly useful when no specific functional form is assumed. Key uses of LOWESS include: (1) **Data Smoothing**: LOWESS is used to smooth out noise in data, providing a clearer trend by creating a smooth curve that captures the underlying pattern. (2) **Data Analysis**: By overlaying a LOWESS curve on a scatterplot, one can explore the potential relationship between variables without relying on predefined models or functions, and it’s particularly useful when the relationship between variables is complex and non-linear, as it adapts to the shape of the data. Based on the typical usage of LOWESS, in this paper, we employ LOWESS to investigate the potential relationship between rewards from a biased RM and a characteristic in the output. By assuming that they are actually independent, we regard the prediction from the LOWESS as the bias term and remove it to recover the underlying true reward.

---

### Algorithm 1 LOWESS for Length Bias Calibration

---

- 1: **Input**: Output length and corresponding rewards  $(|x_i|, r_\theta(x_i))$  for  $i = 1, 2, \dots, n$ , the bandwidth  $f$  to determine the fraction of dataset used for regression, the number of iterations  $k$
  - 2: **Output**: Calibrated rewards  $\hat{r}_\theta^*(x_i)$
  - 3: **for** each  $x_i$  **do**
  - 4:     Compute the distances  $d_{ij} = ||x_i| - |x_j||$  for all  $j = 1, 2, \dots, n$
  - 5:     Determine the  $d_i$  as the distance to the  $q$ -th nearest neighbor, where  $q = \lceil fn \rceil$
  - 6:     Compute the tricube weights  $w_{ij} = \left(1 - \left(\frac{d_{ij}}{d_i}\right)^3\right)^3$  for  $d_{ij} \leq d_i$
  - 7:     Fit a weighted linear regression near  $x_i$ :  $\arg \min_{\beta_0, \beta_1} \sum_j w_{ij} (r_\theta(x_j) - \beta_0 - \beta_1 |x_j|)^2$
  - 8:     Compute the fitted value  $\hat{r}_\theta(|x_i|) = \hat{\beta}_0 + \hat{\beta}_1 |x_i|$
  - 9:     **end for**
  - 10: **for**  $t = 1$  to  $k$  **do** ▷ Robustifying iterations
  - 11:     Compute the absolute residuals  $\Delta_i = |r_\theta(x_i) - \hat{r}_\theta(|x_i|)|$
  - 12:     Compute the median of absolute residuals:  $s = \text{median}(\Delta_i)$
  - 13:     Calculate robustness weights  $\delta_i = B\left(\frac{\Delta_i}{6s}\right)$ , where  $B(u) = \max(0, 1 - u^2)^2$
  - 14:     **for** each  $x_i$  **do**
  - 15:         Combine weights:  $w_{ij}^{\text{new}} = \delta_j w_{ij}$
  - 16:         Refit the weighted linear regression:  $\arg \min_{\beta_0, \beta_1} \sum_j w_{ij}^{\text{new}} (r_\theta(x_j) - \beta_0 - \beta_1 |x_j|)^2$
  - 17:         Compute the new fitted value  $\hat{r}_\theta(|x_i|) = \hat{\beta}_0^t + \hat{\beta}_1^t |x_i|$
  - 18:         Compute the calibrated rewards  $\hat{r}_\theta^*(x_i) = r_\theta(x_i) - \hat{r}_\theta(|x_i|)$
  - 19:     **end for**
  - 20: **end for**
  - 21: **return** Calibrated rewards  $\hat{r}_\theta^*(x_i)$
- 

## B EXPERIMENTAL DETAILS

**Hyper-parameters** Two key hyper-parameters for our proposed method, RC-Mean and RC-LWR, are the threshold  $d$  and the bandwidth  $f$ . (1) **Determine the threshold  $d$** : The way we use to determine the threshold distance  $d$  in Eq. 6 is as follows: (1) Taking the length bias calibration as an example, given a dataset of data pairs to calibrate  $\{(x_1^i, x_2^i, r_\theta(x_1^i), r_\theta(x_2^i))\}$ , we first calculate the average of  $||x_1^i| - |x_2^i||$ , noted as  $\text{AVG}(|x_1| - |x_2|)$ , (2) then we set  $d = \text{AVG}(|x_1| - |x_2|)/4$ , which is set by intuition. And if the number of data points within the neighborhood is smaller than 10, we do not calibrate that pair as the results may be overly affected by specific data points. This set of hyper-parameters is employed for all three different experimental settings. (2) **Determine the bandwidth  $f$  for LOWESS**: this hyper-parameter is closely related to the assumption. Regarding the experiment of RM as LLM evaluators and RM for LLM alignment, we consider the sufficient density assumption valid since there are 150k samples and 300k samples, respectively. We thus



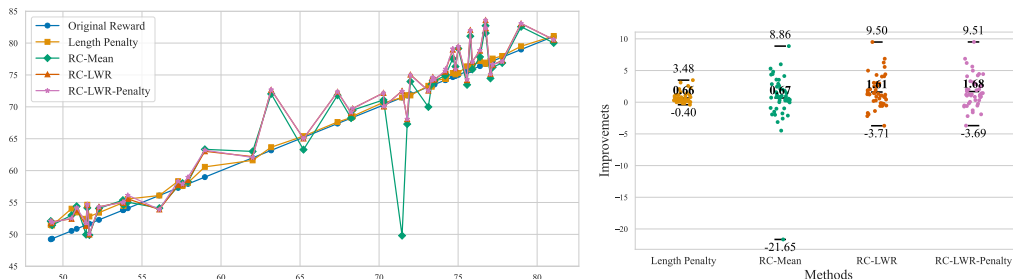


Figure 6: Results of different calibration algorithms on the RewardBench benchmark for DPO-based reward models are shown in two charts. **Left:** the line chart demonstrates the RewardBench score before calibration (x-axis) and after calibration (y-axis) of different algorithms for different models. **Right:** the scatter plot highlights the performance gains achieved by different calibration methods, annotated with the maximum, average, and minimum values.

set the bandwidth as default as in `statsmodels.api`,  $f = \frac{1}{3}$ , and the number of iterations is 3. (Though we use all scored data points for LOWESS regression, we show in Fig. 12 and Fig. 13 that the methods yield improvements with only hundreds of data points.) Regarding the experiment on the RewardBench, there are only 2,985 data pairs, resulting in 5970 data points. Therefore, the sufficient density assumption may be invalid for some length intervals, so we choose a larger bandwidth  $f = 0.9$ . Importantly, all hyper-parameters relevant to the reward calibration haven’t been tuned for specific reward models. For RewardBench experiments, hyper-parameters for all **33** BT-based reward models and **46** DPO-based reward models are the same, and for AlpacaEval calibration, the hyper-parameters used for 8 models are the same. We argue that this further validates the generality of our proposed methods. In practice, one could conduct a more comprehensive hyper-parameter search for a specific reward model.

**Computational Environments** All experiments about reward calibration are performed with a single CPU. Experiments for getting the reward model’s score on AlpacaEval’s output are conducted using a NVIDIA H100 GPU. Experiments regarding using DPO for LLM alignment use 8 NVIDIA H100 GPU and costs about 2-3 hours for the DPO training.

## C EXTRA EXPERIMENTAL RESULTS

**Calibration Results For DPO-based Reward Models** In addition to calibrating the traditional BT-based RMs, we calibrate length bias with DPO-based reward models. Formally, given a pair of completions  $(y_1, y_2)$  to the prompt  $q$ , the preference of the DPO-trained model  $\pi_\theta$  could be determined by comparing the following log-ratios:  $\frac{\pi_\theta(y_1|p)}{\pi_{ref}(y_1|p)}$  and  $\frac{\pi_\theta(y_2|p)}{\pi_{ref}(y_2|p)}$ , where  $\pi_{ref}$  is the reference model during the DPO training. We directly employ the official rewarding results from the RewardBench leaderboard. The reasons why we choose to present the results for DPO-based models in the appendix instead of the main text are twofold: (1) The rewarding results for DPO-based model are more noisy as some of their reference models are not available; (2) To the best of our knowledge, DPO-tuned models are more frequently used as chat models or instruct models, and are rarely employed to indicate the preference with the implicit reward. The results are shown in Fig. 6. Our observations are as follows: (1) The overall reward performance of DPO-based models is inferior to that of BT-based reward models, as well as their improvements after calibration. (2) The proposed methods, RC-LWR and RC-LWR-Penalty, are effective in most cases, achieving average performance gains of 1.60 and 1.68, respectively. (3) The method RC-Mean can lead to improvements for most models. However, it can also result in performance collapse. For instance, after calibration, the performance of Qwen1.5-72B-Chat decreases from 71.5 to 49.9. (4) The Length Penalty shows no calibration effect for most DPO-based models because the absolute values of log ratios, used as implicit rewards, are usually high. This finding further emphasizes that the penalty weight requires more comprehensive research in practical applications and is highly dependent on the specific reward scales of the model and the length distribution of the dataset.

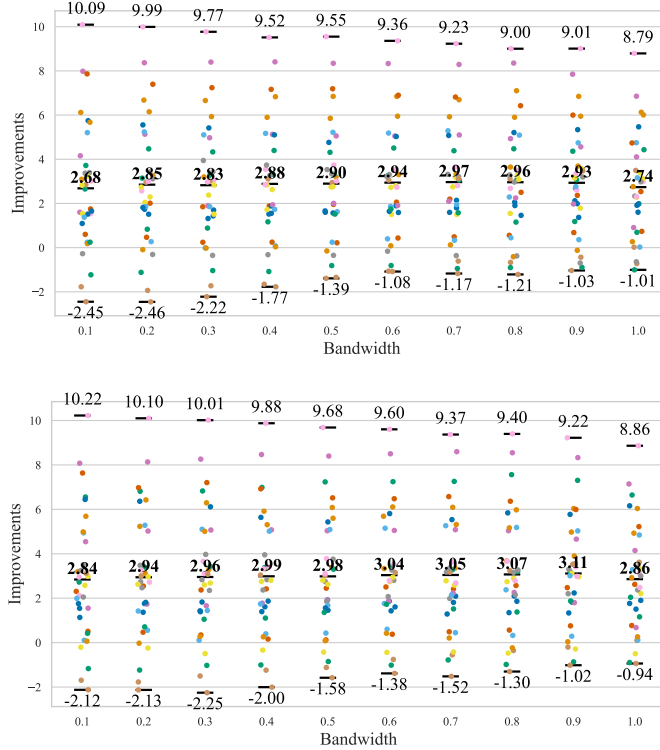


Figure 7: Calibration results, shown in the improvements, of RC-LWR (**top**) and RC-LWR-Penalty (**bottom**) with different bandwidth  $f$  on the RewardBench dataset.

**Robustness to the choice of bandwidth** We investigate the extent to which the calibration effect is influenced by different choices of bandwidth  $f$ . The experiments are conducted using RewardBench because, for the RewardBench setting, there are only 6k data points, and the smaller number of total data points for calibration may increase sensitivity to variations in bandwidth. The overall results for different bandwidths for both RC-LWR and RC-LWR-Penalty are presented in Fig. 7. Our empirical findings are as follows: (1) Overall, the proposed methods demonstrate robustness across varying bandwidths, achieving similar average performance gains when the bandwidth ranges from 0.1 to 1.0. For RC-LWR (top), the average gain ranges from 2.68 to 2.96, while for RC-LWR-Penalty, it ranges from 2.84 to 3.11. A slight performance improvement is observed when  $f$  increases from 0.1 to 0.9. (2) Although the average performance gains remain relatively consistent, the maximum improvements and degradations exhibit more notable trends. Specifically, as the bandwidth increases, both the maximum improvements and degradations diminish. These results suggest that calibration can be controlled through bandwidth selection, with larger bandwidths yielding more stable calibration effects.

**Controlling calibration effects** One critical assumption for our proposed method is that the underlying gold reward is independent of the biased characteristic. We also showcase that our method could reduce the correlation between rewards and the characteristic of interest to 0. However, the independence assumption may be invalid if one focuses on a specific subset of instructions. For example, the independence assumption is considered valid given a general prompt set. But if we add “generate contents as concise as you can” at the end of every prompt, thus the underlying true reward should be positively correlated with the output length for this prompt set. Therefore, a more practical calibration method should be controllable for users in different application scenarios. We show that our proposed method can also be controlled by introducing a hyper-parameter named calibration constant  $\gamma$  to the Eq. 7:

$$\hat{\Delta}_{r_\theta}^*(x_1, x_2) = \Delta_{r_\theta}(x_1, x_2) - \gamma \times (\hat{r}_\theta(c(x_1)) - \hat{r}_\theta(c(x_2))) \quad (8)$$

We validate the effects of  $\gamma$  using two experimental settings: RM on the RewardBench and RM for LLM alignment. The ablation results on the RewardBench dataset are presented in Fig.8 , while those for the LLM alignment setting are shown in Table 4 . A noteworthy statistic for the RewardBench dataset is that simply selecting the shorter response yields a 60% accuracy. Thus, the ideal correlation between rewards and response length should be slightly negative. The results in Fig. 8 support this notion: if  $\gamma = 1$  results in zero Spearman correlation as indicated in the Table. 3, the optimal  $\gamma$  should exceed 1. Our findings indicate that the best average performance gain occurs when  $\gamma = 1.4$ . More importantly, the results across both settings demonstrate that the calibration effect can be smoothly controlled through the calibration constant. This significantly enhances the practical utility of the proposed method, as one can adjust this constant to achieve superior rewarding performance if certain prior knowledge about the correlation between rewards and the characteristic of interest is known.

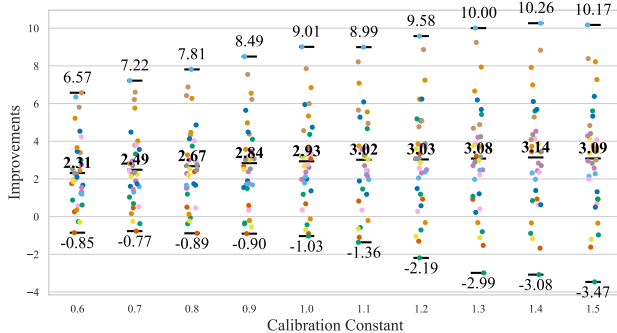


Figure 8: Ablation results of different calibration constant on the RewardBench for BT-based reward models.

Table 4: Results of using Length-Calibrated rewards for LLMs alignment with different calibrate constant  $\gamma$  in RC-LWR. We apply these methods with four different LLM-RM configurations. The top reports the Length-controlled win rate, and the bottom showcases the average length of generations on AlpacaEval dataset.

| Algorithm   | 0           | 0.2   | 0.4         | 0.6   | 0.8   | 1.0          |
|---|-------------|-------|-------------|-------|-------|--------------|
| <b>Length-Controlled Win Rate</b>                   |             |       |             |       |       |              |
| Llama-3-8B-FsfaiX                                   | 41.82       | 42.59 | 46.39       | 48.12 | 50.25 | <b>51.37</b> |
| Llama-3-8B-GRM                                      | 41.00       | 43.54 | 46.44       | 49.76 | 49.61 | <b>50.49</b> |
| gemma2-9b-FsfaiX                                    | 62.79       | 63.96 | 62.69       | 67.57 | 68.87 | <b>69.54</b> |
| gemma2-9b-Grm                                       | 63.21       | 67.23 | 66.95       | 67.27 | 68.27 | <b>70.45</b> |
| <b>Average Character Length on Alpaca Benchmark</b> |             |       |             |       |       |              |
| Llama-3-8B-FsfaiX                                   | <b>2404</b> | 2365  | 2340        | 2194  | 2028  | 1867         |
| Llama-3-8B-GRM                                      | <b>2438</b> | 2375  | 2303        | 2194  | 1986  | 1858         |
| gemma2-9b-FsfaiX                                    | 2365        | 2321  | <b>2570</b> | 2028  | 1725  | 1798         |
| gemma2-9b-Grm                                       | <b>2106</b> | 2117  | 1939        | 1860  | 1638  | 1780         |

**Length distribution** Defining the length margin as the absolute difference in length between two completions, the cumulative distribution function of the length margin on four different datasets is shown in Fig. 9. As shown in the Fig. 9, different datasets demonstrate distinct length margin distributions. For Ultrafeedback-Llama3 and Ultrafeedback-Gemma2, about 80% of data pairs have a length margin that is less than 600, which is reasonable because the compared completions are sampled from the same model. And the RewardBench dataset demonstrates a similar pattern. In contrast, the length margin on the AlpacaEval benchmark is a lot longer, with only about 40% of the data points having a length margin that is less than 600. Notably, the simple Length Penalty method works well in calibrated RM on RewardBench and calibrated RM for LLM alignment settings. This may be because the length margin in those two settings is smaller, thus leading to moderate penalization. However, when length margins are more significant, more meticulous adjustments for penalty weight are required as they are more sensitive. In summary, the baseline Length Penalty is already strong when reward models exhibit strong length bias. However, both reward scales and

length margins should be considered to adjust the penalty weight, impairing its practicability. In contrast, the proposed method RC-LWR is robust to different hyper-parameter choices, yielding stable improvements in different settings.

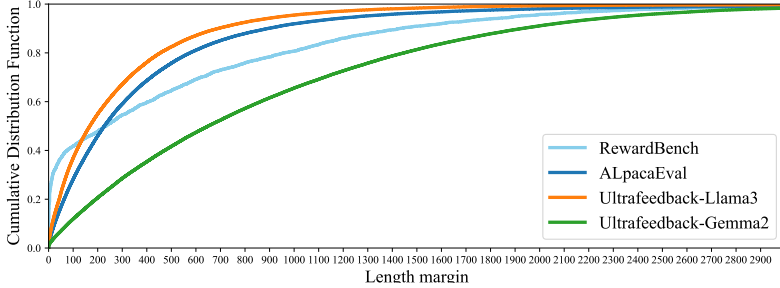


Figure 9: The cumulative distribution function of the length on different datasets used in our experiments.

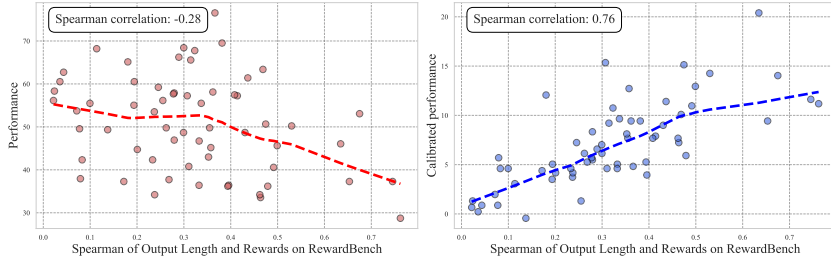


Figure 10: Based on the Chat Hard subset of RewardBench, we plot how the performance (left) or improvement brought (right) by RC-LWR vary with the model’s length preference, which is represented by the Spearman score between output length and rewards on RewardBench.

**Reward models with more substantial bias are improved more.** Results in Fig. 4 motivate us to investigate how calibration gains vary for models with different length bias. Therefore, we selected Chat Hard, the most challenging subset of RewardBench, for our investigation. Results are shown in Fig. 10. We use the Spearman correlation to represent the reward models’ length preference on the x-axis; we then plot the model’s performance and RC-LWR improvements, different points in Fig. 10 refers to different models. In Fig. 10 left, we observe that the model’s performance on Char Hard is negatively correlated with the model’s length preference, achieving  $-0.28$  correlation. (Note that a rule-based model that always chooses the shorted sentence could achieve an accuracy of 90% on Chat Hard subset.) In Fig. 10 right, we observe a strong positive correlation between the model’s length preference and its improvement on the Chat Hard subset, achieving  $0.76$  correlation score. Note that similar trends are found between length preference and overall performance improvement of RewardBench with  $0.47$  Spearman Correlation score, both indicating that Reward Models with stronger length preference are improved more by the proposed RC-LWR method.

**Calibrate for more than one characteristic** One straightforward extension to calibrate with more than one characteristic is to employ multi-dimensional Locally Weighted Regression. For example, if we consider calibrating two characteristics  $c_1$  and  $c_2$  simultaneously, the dataset employed to do the LOWESS regression could be described as  $D = \{(c_1(x_j), c_2(x_j), r_\theta(x_j))\}_{j=1}^N$ . Then, the Euclidean distance is employed to measure the distance between different data points. Based on this, we extend our method to directly calibrate rewards with output length and markdown features. Because these two characteristics have very different scales, we first normalize their values by Z-score normalization. The calibration results are shown in the Fig. 11. We observe that: (1) the proposed method RC-LWR could directly generalize to calibration for multiple characteristics, yielding a 2.58 average performance gain, (2) the gain is superior to solely calibrating markdown bias (1.86) but inferior to solely calibrating length bias (2.93). Possible reasons for no synergy effect include: a. The

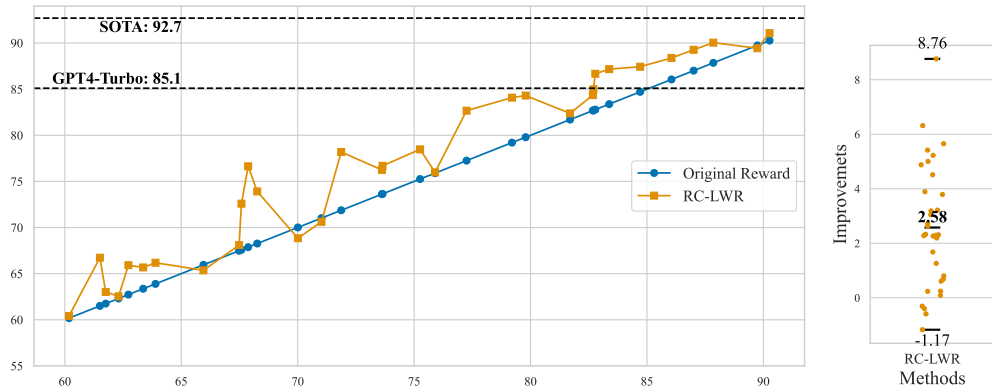


Figure 11: Results of calibrating with output length and markdown features simultaneously.

two characteristics of interest here, length and markdown features, may correlate, and the method does not touch on that; b. the Euclidean distance used here considers two characteristics equivalent.

**Data efficiency** LOWESS is a non-parametric method that requires ground truth labels to compute residuals during its robustifying iterations, making it logical to utilize all available data points for calibration. We demonstrate that even with a moderate dataset size (2,985 preference pairs in RewardBench), calibration yields significant improvements. To explore this further, we conduct a stress test on the number of data points used for calibration. Focusing on the RewardBench dataset, our experimental procedure involves sampling a subset of the dataset, performing calibration on the selected subset, and using accuracy as the evaluation metric. It is important to note that accuracy is not directly comparable to the RewardBench score in our main experiments. The RewardBench score is the average accuracy across four subsets (Chat, Chat Hard, Safety, and Reasoning), which vary in size. We define the subset size as a fraction of the original dataset, ranging from 0.01, 0.05, 0.1, 0.2, 0.3, 0.4, to 0.5. For each subset size, we run ten experiments with different random seeds and average the performance across these seeds. The results for different subset size for RC-LWR-Penalty, RC-LWR, RC-Mean are shown in the Fig. 12, Fig. 13 and Fig. 14, respectively. We observe that the intuitive method, RC-Mean, achieves increasing accuracy as the subset size grows, while RC-LWR and RC-LWR-Penalty exhibit more stable improvements across different sizes, demonstrating that our method is not heavily constrained by data density.

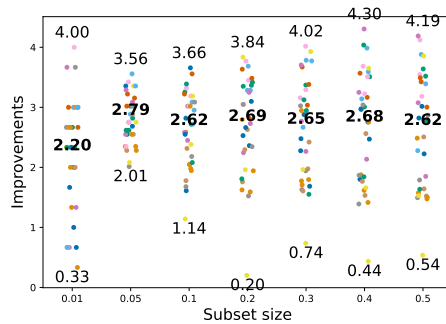


Figure 12: Calibration results with different subset size for RC-LWR-Penalty method

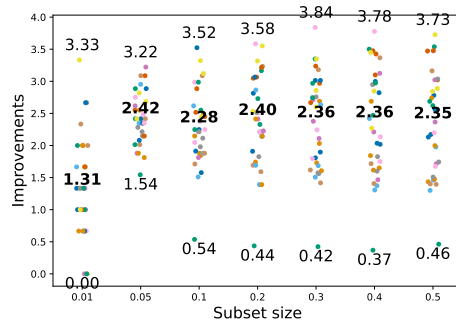


Figure 13: Calibration results with different subset size for RC-LWR method

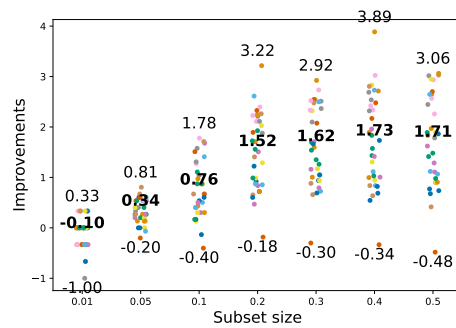


Figure 14: Calibration results with different subset size for RC-Mean